

2018 EuroPrevent

European Congress on Preventive Cardiology

LJUBLJANA
SLOVENIA

**19-21
APRIL**



**Evidence based cardiovascular prevention
A lifelong endeavour**

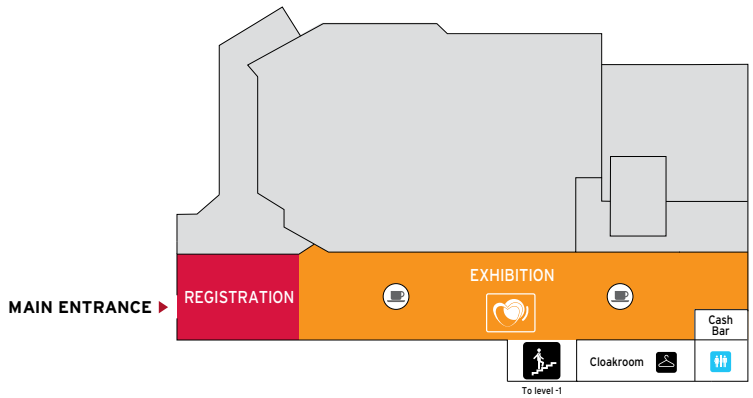
FINAL PROGRAMME

As of 23 March 2018

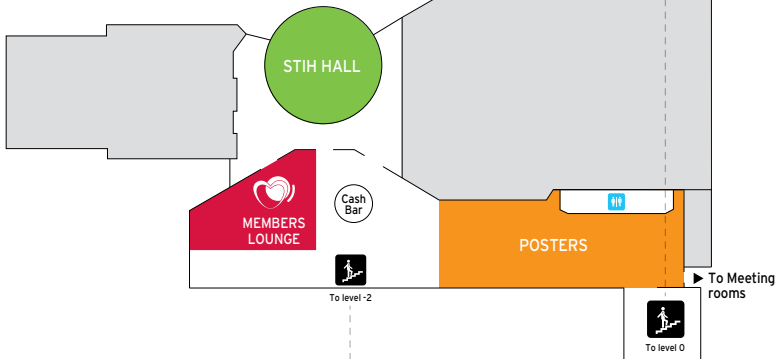
#europrevent
www.escardio.org/europrevent

Building Overview

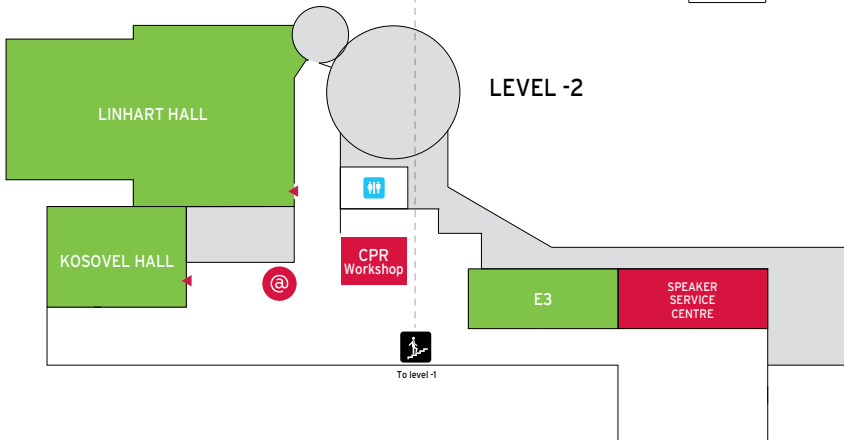
LEVEL 0



LEVEL -1



LEVEL -2



Welcome Address



Dear Colleagues and Friends,

Welcome to EuroPrevent 2018!

On behalf of the European Association of Preventive Cardiology (EAPC) we would like to welcome you to Ljubljana for the annual EAPC congress.

Ljubljana is a green city, friendly for its residents and visitors alike. Its social and environmental awareness have a long tradition that you will feel with every step, and it is no coincidence that the city was named the European Green Capital of 2016. Car traffic is restricted in the centre, leaving the leafy banks of the emerald-green Ljubljanica River, which flows through the city's heart, free for pedestrians and cyclists. Ljubljana has many museums, including the National Museum of Slovenia, displaying historic exhibitions, and the Museum of Modern Art, home to 20th-century Slovene paintings and sculptures.

EuroPrevent has been a key international scientific event for cardiovascular disease prevention and awareness for over 10 years now. It provides the opportunity for clinicians and scientists from all over the world to gather, to learn about new advances and to exchange scientific ideas and knowledge in a distinctive environment. Through 'Case-based' symposia and 'How-To' sessions to the traditional 'Posters', 'EAPC Masterclasses' and 'Young Investigator Awards' we hope that you will find this congress full of opportunities to learn, interact and discover.

Medical practice evolves daily as a result of coming together of technology, knowledge and process. By focusing the congress theme on "Evidence based cardiovascular prevention, a lifelong endeavour" EuroPrevent 2018 aims to explore the positive actions we can take at all stages of life to help prevent cardiovascular disease.

This congress has grown quickly to become the leading event of the year in preventive cardiology and we encourage you to mark each year's event in your diary. The next edition will be in Lisbon, Portugal, from the 11 to 13 April 2019.

Thank you for being with us - enjoy EuroPrevent and enjoy Ljubljana!



Diederick Grobbee
European Association of
Preventive Cardiology (EAPC)
President



Jean-Paul Schmid
Congress Programme
Committee Chairperson



Zlatko Fras
Slovenian Society of
Cardiology (SEC) President

2016-2018 EAPC Executive Board



EuroPrevent 2018 Congress Programme Committee

Jean-Paul Schmid, *Chairperson*

Zlatko Fras, *Co-Chairperson & Local Host*

Members:

Heinz Völler

Paul Leeson

Maja-Lisa Løchen

Andre La Gerche

Sarah Eichler

Paolo Emilio Adami



European Association of Preventive Cardiology (EAPC)



At EAPC, we aim at **'promoting excellence in research, practice, education and policy in cardiovascular health, primary and secondary prevention'** through our annual congress, our official publications, educational activities and practical tools. Our ambition is to prevent the incidence of cardiovascular disease by implementing strategies to reduce the burden of cardiovascular disease risk factors, and develop appropriate models for healthy cardiovascular lifestyle.



ESC/EAPC Stand

Visit our stand and learn how the EAPC can support you in your daily tasks and help you move forward your career. Discover the opportunities and tools available:

- Get a SCORE Risk Chart
- Get a free copy of the European Guidelines on CVD Prevention in Clinical Practice
- Test your knowledge with the EAPC Quizzes
- Get information about the ESC Prevention of CVD Programme
- **Buy your copy of the ESC Textbook & Handbook of Preventive Cardiology, the official EAPC books : 30% discount at the stand**

Join the expert community by becoming an EAPC Member
 - Special offer at the Congress: 30% discount on EAPC Silver membership



Key Facts & Figures



6,700+ Active members (in 2017)

70+ Volunteers in the Board, Sections, Committees & Task Forces



60 National Cardiovascular disease Prevention Coordinators in ESC member countries



30+ eLearning courses

4 Training courses per year



Publications

The *European Journal of Preventive Cardiology* is the official journal of the EAPC and the world's leading preventive cardiology journal with an Impact factor at 3.606 (2016).





EAPC
European Association
of Preventive Cardiology

TAKE THE NEXT STEP

● Join your community

- Benefit from online access to publications, congress resources and eLearning courses
- Get discounts on EuroPrevent congress, educational courses and publications
- Build your network and get involved in the association



EAPC, the largest community
for preventive cardiology

www.escardio.org/EAPC-membership

**WANT
MORE?**

Mix and match the ESC membership packages that best suit your needs for unique savings and benefits.



ESC
European Society
of Cardiology



Congress activities not to miss

EuroPrevent, YOUR annual congress, is the premiere international forum where strategies for a universal approach towards the prevention of cardiovascular diseases are discussed.

Networking opportunities

Networking Reception

Thursday 19 April 19:15 in the EAPC Members' Lounge

For the Young Community

Young Community open meeting

Friday 20 April 16:30 - 18:00 in the Board Meeting Room

Young Community Cocktail

Friday 20 April at 19:00

Get your voucher at the ESC/EAPC stand - places are limited

EAPC Sports Cardiology Section (open meeting)

Learn about the Section's activities and meet Sports Cardiology experts

Friday 20 April 14:00 - 16:00 in the Board Meeting Room

EAPC General Assembly: meet with the Board!

Friday 20 April - 10:00-10:40 - room STIH

Followed by a cocktail in the EAPC Members' Lounge

EAPC quizzes

- **Cardiopulmonary Exercise Testing (CPX) quiz**
Thursday 19 April morning break (10:00), presented by Matthias Wilhelm
- **Exercise prescription (EXPERT flow chart) quiz**
Thursday 19 April afternoon break (15:30), presented by Dominique Hansen
- **The Risk Assessment quiz**
Thursday 19 April afternoon break (16:00), presented by Vassilis Vassiliou
- **Sports Cardiology (ECG) quiz**
Friday 20 April afternoon break (15:30), presented by Michael Papadakis

Young Investigator Award Sessions

- **Sport Cardiology**
Thursday 19 April - 08:30-10:00 - Conference Room E3
- **Cardiac Rehabilitation**
Thursday 19 April - 16:30-18:00 - Conference Room E3
- **Exercise Basic & Translational Research (EBTR)**
Friday 20 April - 08:30-10:00 - Conference room E3
- **Prevention, Epidemiology & Population Science (PEP)**
Friday 20 April - 16:30-18:00 - Conference room E3



Meet with other EAPC Members

The EAPC Members' Lounge is an exclusive access area that allows members to take a break, meet up with colleagues, check their emails or simply relax. The lounge is located on level -1 and is reserved to EAPC Ivory, Silver and Gold members.



Get Involved

Resuscitate your life saving skills!

Organised in partnership with
ERC (European Resuscitation Council)



EAPC and ERC have the pleasure to offer delegates 90-minute refresher workshops on cardiopulmonary resuscitation (CPR), free of charge. The content of these workshops is based on the latest ERC guidelines. ERC will send a certificate of attendance to participants after the congress.

Pre-register at the stand, on Level -2, as space is limited. Once registered, please arrive 5 minutes before the start of the session to assure your place.

Workshops are located on Level -2 with the following schedule:

Thursday 19 and Friday 20 April:

08:30 - 10:00, 11:00 - 12:30, 14:00 - 15:30 & 16:30 - 18:00

Saturday 21 April:

08:30 - 10:00 & 11:00 - 12:30



Photo competition

The chance to win your free registration to EuroPrevent 2019 in Lisbon, Portugal.

Take a picture at the congress that best represents the reason for participating in EuroPrevent and send it to europrevent@escardio.org. The three best photos as judged by the Congress Programme Chair will be awarded free registration for next year's congress.

Rules:

- One photo per delegate
 - The photo must be taken at the congress venue
 - Include your name when you send the photo by email
- Photos must be submitted to europrevent@escardio.org by midnight on 20 April 2018.

Your photo may be published on the ESC Facebook & Twitter accounts.





Download the **EuroPrevent 2018** Mobile App

SEARCH
by keywords

CREATE
your personal
programme

GET
latest news

ACCESS
map,
sessions...



Search for ESC Congresses
in App Store® / Google play

EuroPrevent 2018 is now a part of the ESC Congresses app: find all our congresses on one app

www.escardio.org/europrevent

General and practical information

Consult the Programme

- Scientific Programme & Planner:
Available on www.escardio.org/europrevent
- Mobile App is the fastest way to search sessions, speakers and topics. EuroPrevent 2018 is now a part of ESC Congresses App! Search for "ESC Congresses" in the App Store® or in Google play, download the app and install EuroPrevent content.

SP&P



Consult the Abstracts

All accepted abstracts are published in an online supplement of the *European Journal of Preventive Cardiology* and are available through the Scientific Programme & Planner and the Mobile App.

Congress News

Read about the scientific highlights of the congress in the congress news or in the electronic news delivered to your mailbox every day.

Certificates

Pick-up your certificate of attendance from the registration desks from the afternoon of Friday 20 April onwards.

Certificates of presentation for abstract presenters can be requested at the poster assistance desk in the poster area and will be sent by email after the congress.

Poster presenters are required to come to the Poster Assistance desk to sign a form confirming their presence and presentation.

Abstracts not withdrawn prior to the event and not presented will be considered as "not presented". The abstract will therefore not be published in the EJPC online abstract supplement, will be removed from the congress publications (online SP&P and Mobile App) and the certificate of presentation will not be delivered.

Continuing Medical Education (CME) accreditation

EuroPrevent 2018 is accredited by the **European Accreditation Council for Continuing Medical Education (EACCME)** to provide the following CME activity for medical specialists.

The EACCME is an institution of the European Union of Medical Specialists (UEMS), www.uems.net

EuroPrevent 2018 is designated for a maximum of 19 hours of European external CME credit. Each medical specialist should claim only those hours of credit that he/she actually spent in the educational activity.

International recognition of EACCME Credits Europe: UEMS-EACCME has signed agreements of recognition of EACCME credits with the following countries in Europe: Austria, Belgium, Croatia, Cyprus, Finland, Georgia, Greece, Hungary, Ireland, Regione Lombardia, Luxembourg, Malta, Norway, Poland, Romania, Slovakia, Slovenia, Spain, Sweden, Turkey and United Kingdom.

USA: Through an agreement between the European Union of Medical Specialists and the American Medical Association, physicians may convert EACCME credits to an equivalent number of AMA PRA Category 1 Credits™. Information on the process to convert EACCME credits to AMA credits can be found at www.ama-assn.org/education/uemseaccme-cme-credit-recognition.

Canada: Live educational activities occurring outside of Canada, recognised by the UEMS-EACCME for ECMEC credits are deemed to be Accredited Group Learning Activities (Section 1) as defined by the Maintenance of Certification Program of the Royal College of Physicians and Surgeons of Canada. More information on www.royalcollege.ca/rcsite/cpd/providers/international-accreditation-agreements-e#uems

Internet Connection

Free wifi is available at the congress center however please note that connectivity is subject to the volume of users.

Wifi name: europrevent-congress

Password: europrevent-congress

Internet Corner

Internet accessible computers and a printer are available on Level -2.

Career Cafe

The Career Cafe is the meeting place for the future generation of specialists to interact with the current leaders of their specialty. During individual interviews of 12 minutes, the pre-selected applicants will have the opportunity to seek career development advice and recommendations from renowned professionals with years of successful careers behind them. Two Cafes will be held this year, in the Exhibition area during the afternoon coffee breaks on Thursday and Friday, with pre-registered applicants and EAPC mentors. Be sure to register for next year's event!



Journal

Delegates registered at the full congress Standard fee or EAPC Member fee are entitled to a complimentary online subscription to the *European Journal of Preventive Cardiology* for 1 year (2019).



Exhibition

As an integral part of the congress, the exhibition provides delegates with the opportunity to exchange with key industry experts on critical areas of development and research in cardiovascular products and therapies. The exhibition will be a central hub for scientific discussion and exchange during the congress.

Exhibition Opening Hours	
Thursday 19 April	08:30 - 18:00
Friday 20 April	08:30 - 18:00
Saturday 21 April	08:30 - 12:00



Exhibition

Exhibitors*

BTL	B400
Cardiac Risk in The Young	A300
COSMED	E200
DSM Nutritional Products AG	B100
EAPC/ESC	C100
EXPERT Tool	A400
Krka DD Novo Mesto	E100
Oxford University Press	D300
Renew Health Ltd	B200
SAGE Publishing Ltd	D100
SERVIER	B300
The Japanese Association of Cardiac Rehabilitation	A100
Wisepress Online Bookshop	D200

Satellite Symposia*

Delegates are cordially invited to attend a series of Satellite Symposia included in the EuroPrevent 2018 scientific programme. These sessions will offer pertinent data on the latest scientific information and developments from the industry.

For further information, please refer to the Scientific Programme daily sections, the Scientific Programme & Planner and the Mobile App.

- Canon Medical Systems Europe
- DSM Nutritional Products AG
- Krka DD Novo Mesto
- Novartis Pharma AG
- Physicians Academy for Cardiovascular Education
- SERVIER



*As of 15 March 2018

Company and Product Descriptions

Descriptions provided are for general information and do not engage the responsibility of the ESC.

BTL

Tel: +420 220517012

Email: sales@btlnet.com

Website: www.btlnet.com

Based on many years of standing experience in manufacturing of safe and reliable equipment, BTL offers a full range of non-invasive cardiology products.

[Resting ECG machines](#)

[Sudden Cardiac Death screening software](#)

[CardioPulmonary Exercise Test systems](#)

[ECG Holters](#)

[Ambulatory Blood Pressure Monitors](#)

[Spirometers](#)

The BTL cardiology products stand out for their fast and easy operation, reliability and innovative features. Reflecting the latest trends in cardiology and providing an excellent price/performance ratio, the BTL units are an ideal investment for medical professionals. The product line contributes to our goal: manufacturing highly competitive products and providing excellent customer care support world-wide.

Cardiac Risk in The Young

A300

Email: azra@c-r-y.org.uk

Website: www.c-r-y.org.uk

Cardiac Risk in the Young (CRY) was established in 1995 to prevent young sudden cardiac deaths (YSCD, SADS) through awareness, screening and research and to support affected families. CRY funds fast-track services at the CRY Centre for Inherited Cardiovascular Conditions and Sports Cardiology and the CRY Centre for Cardiac Pathology.

COSMED

E200

Email: info@cosmed.com

Website: www.cosmed.com

COSMED is a leading manufacturer of cardiopulmonary solutions for the assessment of exercise capacity in healthy subjects or clinical population (cardiovascular diseases,

pre-op assessment, cardiac rehabilitation).

COSMED solutions include: fully-featured metabolic carts, portable CPET solutions, full-disclosure stress PC-ECGs, advanced 6MWT, spirometers and an extensive range of ergometers for clinical applications.

DSM Nutritional Products AG

B100

Wurmisweg 576, 4303 Kaiseraugst
Switzerland

Email: info.dnp@dsm.com

Website: www.dsm.com

DSM - Bright Science. Brighter Living.™

Royal DSM is a global science-based company active in health, nutrition and materials. By connecting its unique competences in Life Sciences and Materials Sciences DSM is driving economic prosperity, environmental progress and social advances to create sustainable value for all stakeholders simultaneously. DSM delivers innovative solutions that nourish, protect and improve performance in global markets such as food and dietary supplements, personal care, feed, medical devices, automotive, paints, electrical and electronics, life protection, alternative energy and bio-based materials. More information can be found at www.dsm.com.

European Society of Preventive

C100

Cardiology (EAPC) / European

Society of Cardiology (ESC)

Tel: +33 492 947 600

Website: www.escardio.org

The European Association Prevention Cardiology (EAPC) is a branch of the European Society of Cardiology (ESC), representing over 6,700 healthcare professionals. The EAPC aims at promoting excellence in research, practice, education and policy in cardiovascular health, primary and secondary prevention, through the European Journal of Preventive Cardiology (EJPC), EuroPrevent congress, educational events and professional networking.

Company and Product Descriptions

Descriptions provided are for general information and do not engage the responsibility of the ESC.

EXPERT Tool

A400

Agoralaan, Building A
3590 Diepenbeek, Belgium
Email: expert-tool@uhasselt.be
Website: expert-tool.edm.uhasselt.be

The EXPERT tool offers digital, interactive decision support tool for exercise prescription. This pilot tool is based on the EXPERT Flowchart (EXercise Prescription in Everyday practice & Rehabilitation Training), developed by the University of Hasselt, in collaboration with the European Association of Preventive Cardiology. This flowchart assists physicians and healthcare professionals in choosing and adopting the optimal exercise intervention in patients with various CVDs and/or a combination of risk factors.

The EXPERT tool is available as a web-based software. Its key features are:

- Personalised exercise prescriptions
- Get exercise recommendations tailored to specific patients' pathologies
- Get safety precautions
- Get to know when to exercise caution while prescribing exercise recommendations for your patients
- Export the recommendation to the patient record
- Export each recommendation to a PDF file
- Browse the patients' prescription history
- Revise the previous exercise recommendations that have been given to a patient and compare them to the current recommendation.
- Training centre
 - Keep your exercise prescription skills sharp by completing the training cases you can find in the EXPERT tool. There are 64 cases of patients with CVD with different levels of complexity. Compare your recommendation for these cases with the ones generated by the EXPERT tool, and thus, stay up-to-date with the latest EAPC recommendations.

Krka d.d. Novo mesto

E100

Email: breda.zagar@krka.biz
Website: www.krka.biz

Krka is among top generic pharmaceutical companies in the world. Krka's basic line of business is the production and sale

of prescription pharmaceuticals, non-prescription products and animal health products. The company's focus is on the development of innovative generic medicines, i.e. generic medicines with added value, which it markets under its own brands, produced from attested active ingredients, using advanced methods and the latest technology. Medicines for the treatment of cardiovascular diseases are Krka's key therapeutic area and are used by millions of patients all over the world.

Oxford University Press

D300

Email: medicine.books.uk@oup.com
Website: www.oup.com

Oxford University Press is proud to partner with the European Society of Cardiology to publish some of the world's leading cardiovascular medicine resources, including The ESC Textbook of Preventive Cardiology and The ESC Handbook of Preventive Cardiology. Visit our stand for an exclusive discount on books and to find out more about our 'Best of ESC' journals collection.

Renew Health Ltd

B200

Tel: +353 90 646 546
Email: info@renewgroup.eu
Website: www.renewtherapy.co.uk

Renew ECP Therapy is a non-invasive, ECG-optimised, compression treatment. Widely regarded as an effective method to increase blood flow, ECP Therapy can aid in improving quality of life, cardio vascular efficiency and exercise tolerance in patients with cardiovascular disease.

The physiological benefits of this treatment have clinically shown to provide improvement in vasodilation, increased VO2 and increased blood flow. Obtaining a full cardio vascular workout without the physical stress can benefit patients who are inactive and seeking a more active and independent life.

The company vision is to discover, develop and commercialise pioneering technologies and solutions to make lives better.

Company and Product Descriptions

Descriptions provided are for general information and do not engage the responsibility of the ESC.

SAGE Publishing Ltd

D100

Tel: +44 207324 8500

Fax: +44 207324 8600

Email: joanne.mccluskey@sagepub.co.uk

Website: uk.sagepub.com

Sara Miller McCune founded SAGE Publishing in 1965 to support the dissemination of usable knowledge and educate a global community. SAGE publishes more than 1,000 journals and over 800 new books each year, spanning a wide range of subject areas. Our growing selection of library products includes archives, data, case studies and video. SAGE remains majority owned by our founder and after her lifetime will become owned by a charitable trust that secures the company's continued independence. Principal offices are located in Los Angeles, London, New Delhi, Singapore, Washington DC and Melbourne. www.sagepublishing.com

SERVIER

B300

Email: sophie.nisse-durgeat@servier.com

Website: servier.fr

Servier is an international and independent pharmaceutical company governed by a non-profit foundation. Servier is committed to therapeutic progress to serve patient needs with the help of healthcare professionals. Operating in 148 countries, Servier has 21600 collaborators and a turnover of 4.152 billion euros in 2017. Entirely independent, Servier is able to reinvest 25% of its total revenue (excluding generics) into R&D, and all profits are used for further development.

Servier is a key player in cardiology and hypertension – number 2 in Europe, number 8 worldwide – and has 14 products on the market (with around 13 million patients treated worldwide) and several new fixed-dose combinations and new molecular entities in Research or Development phase.

The Japanese Association of Cardiac Rehabilitation

A100

Email: kubotamy@takii.kmu.ac.jp

Website: www.jacr.jp/web/en

History

The Japanese Cardiac Rehabilitation Research Conference was first convened in 1978. Seventeen years later, the Japanese Association of Cardiac Rehabilitation was formally established in 1995.

Purpose

The objectives of this association, for fulfillment across a broad spectrum of society, are to conduct research concerning cardiac rehabilitation and facilitate resulting clinical applications, to strive toward providing education in the field while disseminating that knowledge and to contribute toward promoting improved health and welfare through advancements in clinical medicine.

Wisepress Online Bookshop

D200

Email: bookshop@wisepress.com

Website: www.wisepress.com

Wisepress.com, Europe's leading conference bookseller, attend around 200 conferences every year. We have an extensive range of books and journals relevant to the themes of this conference available at our booth. We also have a comprehensive range of STM titles available on our online bookshop. Follow us on Twitter @WisepressBooks.



THURSDAY, 19 APRIL 2018

Morning Sessions

08:30 - 10:00

CASE-BASED SYMPOSIUM

Linhart Hall

Identifying and assessing risk for cerebrovascular disease - Case demonstrations

Chairpersons: V. Vassiliou (Cambridge, GB); M.L. Lochén (Tromsø, NO)

Identification of arrhythmia in cryptogenic stroke.

Evaluation of device recordings for arrhythmia detection and optimal use for anticoagulation in stroke.

Appreciation of cardiovascular risk factors that can increase the incidence of atrial fibrillation.

Personalisation of medical therapy in patients with atrial fibrillation and acute coronary syndromes.

- | | | |
|-------|---|---|
| 08:30 | Embolic stroke of undetermined source: how to screen for atrial fibrillation?
<i>P.A. Chousou (Cambridge, GB)</i> | 1 |
| 08:52 | Definition of atrial fibrillation from device recordings and indications for anticoagulation.
<i>I. Zupan (Ljubljana, SI)</i> | 2 |
| 09:15 | Prevention of atrial fibrillation: optimal blood pressure control in different clinical settings.
<i>P. Jankowski (Krakow, PL)</i> | 3 |
| 09:37 | Atrial fibrillation in patients after acute coronary syndromes and stent implantation: individualisation of dual antithrombotic treatment anticoagulation.
<i>C. Chrysohoou (Athens, GR)</i> | 4 |

08:30 - 10:00

SYMPOSIUM

Kosovel Hall

Relative effect of genetic risk and lifestyle in cardiovascular disease

Chairpersons: T. Karlén (Bodo, NO); P. Leeson (Oxford, GB)

Genomewide association studies have identified a multitude of single nucleotide polymorphisms associated with cardiovascular diseases. At the same time, lifestyle is a powerful modifier of cardiovascular risk. This session discusses the interaction between genetically determined and Lifestylemediated cardiovascular risk.

- | | | |
|-------|---|---|
| 08:30 | The combined effect of genetic risk, diet and physical activity on the risk of cardiovascular diseases.
<i>E. Sonestedt (Lund, SE)</i> | 5 |
| 08:52 | The combined effect of genetic risk, diet and physical activity on obesity and incidence of diabetes.
<i>C. Ling (Lund, SE)</i> | 6 |
| 09:15 | Effect of family history and lifestyle change on incidence of diabetes.
<i>M. Uusitupa (Kuopio, FI)</i> | 7 |
| 09:37 | Study methods for combined effects of genetic risk and lifestyle.
<i>T. Kilpeläinen (Copenhagen, DK)</i> | 8 |

08:30 - 10:00

SYMPOSIUM

Stih Hall

Evidence base for cardiac telerehabilitation and its core components in different cardiac patient populations

Chairpersons: N. Bruining (Rotterdam, NL); G. Parati (Milano, IT)

- | | | |
|-------|--|----|
| 08:30 | EUCaRe: assessing the efficacy of telerehabilitation in the elderly cardiac patient.
<i>M. Wilhelm (Bern, CH)</i> | 9 |
| 08:52 | SmartCareCAD: assessing the (cost) effectiveness of web-based telerehabilitation in coronary artery disease.
<i>R. Brouwers (Eindhoven, NL)</i> | 10 |
| 09:15 | eEduHeart I: the role of ELearning and remote cardiac patient education.
<i>I. Frederix (Rotselaar, BE)</i> | 11 |
| 09:37 | RemoteCR: assessing the value of remote physical exercise monitoring.
<i>J. Rawstorn (Melbourne, NZ)</i> | 12 |

THURSDAY, 19 APRIL 2018

Morning Sessions

08:30 - 10:00

YOUNG INVESTIGATOR AWARD ABSTRACTS

E3

Young investigator award session I Sport Cardiology

Chairpersons: A. La Gerche (Melbourne, AU); E. E. Solberg (Oslo, NO)

Judge(s): C. Schmier (Zurich, CH); A. Pressler (Muenchen, DE);

L. Serratos Fernandez (San Lorenzo De El Escorial, ES); F. van Buuren (Bad Oeynhausen, DE)

Six abstracts selected for their outstanding quality. Finalists will be presenting their research in front of an appreciative audience, chairpersons and judges expert in the topic. A winner will be awarded a diploma and a prize of €500.

Sudden death and competitive sport in arrhythmogenic cardiomyopathy: a postmortem study of young athletes 13

C.J. Miles, G. Finocchiaro, J.D. Westaby, J. Basu, G. Parry-Williams, B. Ensam, S. Papatheodorou, H. MacLachlan, C. Paterson, A. Malhotra, M. Papadakis, S. Sharma, E.R. Behr, M.N. Sheppard (London, GB)

Value of exercise testing in addition to standard evaluation for screening young athletes (1535 yearold) 14

A. Zorzi, G. Mastella, D. Trovato, L. Portolan, H. Igbineweka, S. Tollot, A. Del Monte, A. Cipriani, M. Schiavon, S. Illiceto, D. Corrado (Padua and Padova, IT)

Anomalous coronary artery origin and sudden cardiac death during exercise. Data from a large regional registry. 15

G. Finocchiaro, G. Tanzarella, M. Papadakis, H. Dhutia, M.T. Tome, A. Malhotra, E.R. Behr, S. Sharma, M.N. Sheppard (London, GB)

Normalization of Twave inversion in children practising sport: a prospective, 4 year follow-up study. 16

F. D'ascenzi, F. Anselmi, B. Berti, A. Franchini, E. Capitani, F. Graziano, M. Focardi, M. Capitani, M. Bonifazi, S. Sharma, D. Corrado, S. Mondillo (Siena and Padova, IT; London, GB)

Long-term endurance training and higher pulmonary vascular resistances: a real exercise-induced remodelling of the pulmonary circulation? 17

M. Sanzde la Garza, B. Domenech, A. Sepulveda-Martinez, F. Crispi, M. Rodriguez-Lopez, A. Garcia-Alvarez, R.J. Perea, B. Bijns, S. Prat-Gonzalez, M. Sitges (Barcelona, ES)

Age at start of endurance training is associated with patterns of left ventricular hypertrophy in middle-age runners 18

C. Ryffel, L. Trachsel, D. Herzig, C. Seiler, N. Brugger, P. Eser, M. Wilhelm (Bern, CH)

10:00 - 11:00

MODERATED POSTERS

Moderated Poster Area

Moderated Poster Session I

Chairpersons: J.C. Barthelemy (Saint-Etienne, FR); L. E. M. Vanhees (Leuven, BE)

Posters are on display in the exhibition area from 08:30 until 18:00.

During the session (10:00 - 11:00), each poster presenter will have 5 minutes to briefly summarise their poster to the moderators in front of a dedicated audience. A question-and-answer period of 2 minutes follows each presentation.

Sustained improvements in cardiac function and fitness one year after an exercise intervention in obese children 19

C. Bjork Ingul, K. Dias, M. Hosseini, S.M. Hollekim-Strand, T. Follestad, P.S. Davies, A.E. Tjonna, J. Coombes (Trondheim, NO; Brisbane, AU)

Referral for cardiac rehabilitation after acute myocardial infarction: insights from nationwide AMIS Plus registry 2005-2017 20

F. Witassek, M. Hermann, P. Erne, H. Rickli, D. Radovanovic (Zurich and St. Gallen, CH)

Increased physical activity postmyocardial infarction reduces mortality. 21

O.B. Ekblom, A. Ek, A. Cider, M. Leosdottir, M. Back, M. Borjesson (Stockholm, Gothenburg, Lund and Malmo, SE)

Do clinicians prescribe exercise similarly in patients with cardiovascular disease? Findings from the EAPC EXPERT-working group survey. 22

D.R.M.J. Hansen, G. Rovelo Ruiz, P. Doherty, M.C. Iliou, T. Vromen, S. Hinton, I. Frederix, M. Wilhelm, J.P. Schmid, A. Abreu, M. Ambrosetti, E. GarciaPorrero, K. Coninx, P. Dendale (Hasselt, BE; York and NA, GB; Paris, FR; Amsterdam, NL; Bern and Barmelweid, CH; Lisbon, PT; Cunardo, IT; Leon, ES)

THURSDAY, 19 APRIL 2018

Morning Sessions

The impact of physical activity on cardiovascular disease and cardiometabolic risk factors in community dwelling older adults: results from the Irish Longitudinal Study on Ageing <i>S. Kilroy, G. Mckee, A. Lynch (Dublin, IE)</i>	23
The impact of therapeutic compliance on the period of development of stent thrombosis after PCI <i>J. A. Mansurova, L.K. Karazhanova (Semey, KZ)</i>	24
Prognostic role of post-operative in-hospital depression levels after exercise-based cardiac rehabilitation <i>D. Lazzeroni, E. Battistini, M. Bini, U. Camaiora, S. Bricoli, P.L. Marazzi, L. Brambilla, V. Brambilla, L. Moderato, P. T. Ugolotti, P. Castiglioni, P. Coruzzi (Milan and Parma, IT)</i>	25
Blood pressure response to maximal dynamic exercise testing in an athletic population <i>A. Pressler, A. Jaehrig, M. Halle, B. Haller (Munich, DE)</i>	26
The impact of 12 weeks exercise training program on circulating soluble-Klotho in coronary artery disease patients <i>E. Radziszewski, C.H. Sherve, I. Maor, E. Goldhammer, U. Rosenschein, M.O. Saghiv (Haifa, IL; Bismarck, US)</i>	27
Combined impact of healthy lifestyle factors on survival in high risk groups: results from the Molisani study <i>M. Bonaccio, A. Di Castelnuovo, S. Costanzo, M. Persichillo, C. Cerletti, M.B. Donati, G. De Gaetano, L. Iacoviello (Pozzilli, IT)</i>	28

11:00 - 12:30

SYMPOSIUM

Linhart Hall

Beyond medicines. Evidence of relaxation techniques for cardiovascular prevention and management

Chairpersons: C. Graf (Cologne, DE); M. Tiberi (Pesaro, IT)

Know the pros and cons of non-medical management of cardiovascular risk factors

11:00	Mindbody practices. <i>J. A. Laukkanen (Jyvaskyla, FI)</i>	29
11:22	Sauna. <i>J.P. Schmid (Barmelweid, CH)</i>	30
11:45	Tai chi. <i>R. Stein (Porto Alegre, BR)</i>	31
12:07	Yoga. <i>K. Madan (New Delhi, IN)</i>	32

11:00 - 12:30

SYMPOSIUM

Kosovel Hall

It doesn't always work. Responders and non-responders in lifestyle interventions

Chairpersons: H. M. C. Kemps (Den Bosch, NL); N. Kraenkel (Berlin, DE)

Lifestyle interventions can be a powerful tool to reduce cardiovascular risk. However, not all patients can benefit from exercise or diet-based programmes. This session discusses reasons, including the impact of the genetic background, motivation and interaction with pharmacological therapy.

11:00	What can we learn from failed lifestyle interventions? <i>M. Wilhelm (Bern, CH)</i>	33
11:22	Is it in the genes? Genetic determination of exercise effects. <i>E. Van Craenenbroeck (Edegem, BE)</i>	34
11:45	Why some people benefit more than others. What differentiates responders from non-responders in lifestyle intervention trials? <i>T. Karlsen (Bodo, NO)</i>	35
12:07	It works only if you do it! How to improve adherence in life stylebased intervention programmes. <i>J. Keenan (Oxford, GB)</i>	36

THURSDAY, 19 APRIL 2018

Morning Sessions

11:00 - 12:30

SYMPOSIUM

Stih Hall

Cardiovascular consequences of drugs and substance abuse in athletes

Chairpersons: F. Furlanello (San Donato, IT); T. M. Moustafa (Zagazig, EG)

The objective of the session is to present the most common cardiovascular side effects of prescribed drugs, illicit or freely available substances in athletes, patients or young and fit individuals, that a physician might deal with in their daily practice.

- | | | |
|-------|--|----|
| 11:00 | Cardiovascular effect of anabolic steroids in athletes.
<i>G. Christou (Preveza, GR)</i> | 37 |
| 11:22 | Pro-arrhythmic effect of prescribed substances in physically active patients.
<i>L. Ziberna (Ljubljana, SI)</i> | 38 |
| 11:45 | Chemotherapeutic drugs and cardiac function. The contribution of exercise to maintain physical performance.
<i>C. Lestuzzi (Aviano, IT)</i> | 39 |
| 12:07 | Energy drinks and stimulating substances in young and fit individuals.
<i>P. E. Adami (Rome, IT)</i> | 40 |

11:00 - 12:30

RAPID FIRE ABSTRACTS

E3

Rapid Fire Session I

Chairpersons: T. M. Moustafa (Zagazig, EG); Z. Reiner (Zagreb, HR)

Fast-paced and interactive session including presentation of 8 topic related abstracts.

Each presentation will be followed by questions and discussions with the audience moderated by the Chairpersons.

- | | | |
|-------|---|----|
| 11:00 | Cost-effectiveness of guideline adherence in coronary patients: results from the EUROASPIRE IV survey a registry from the European Society of Cardiology
<i>D. De Smedt, L. Annemans, K. Kotseva, D. Wood, G. De Backer, D. De Bacquer (Ghent, BE; London, GB)</i> | 41 |
| 11:11 | LDL extracellular vesicle coagulation protein levels change after initiation of statin therapy in patients with sub-clinical atherosclerosis. Findings from the METEOR trial
<i>L. Willemsen, Y.N. Zhang, C.M. Gijssberts, A.H. Schoneveld, J.W. Wang, C.S.P. Lam, F. Vernooij, M.L. Bots, L.M. Peelen, D.E. Grobbee, J.S. Raichlen, D.P.V. De Kleijn (Utrecht, NL; Singapore, SG; Wilmington, Delaware, US)</i> | 42 |
| 11:22 | Relationship between the shift of socioeconomic status and cardiovascular mortality
<i>J. Sung, J.H. Choi, K.P. Hong (Seoul, KR)</i> | 43 |
| 11:33 | Excess mortality of non-participants indicates that low participation rates in health examination surveys bias population level risk factor estimates
<i>H.K. Tolonen, P. Jousilahti, K. Borodulin, T. Harkanen, E. Vartiainen, K. Kuulasmaa (Helsinki, FI)</i> | 44 |
| 11:45 | Multiple vascular endothelial growth factor (receptor) polymorphisms modify the treatment benefit of ACE inhibitors on cardiovascular outcome
<i>N. Buljubasic, M.H.W. Kappers, A. Dehghan, J.J. Brugs, J.J. Vermissen, W.J. Remme, M.E. Bertrand, K.M. Fox, R. Ferrari, M.L. Simoons, H. Boersma, I. Kardys, K.M. Akkerhuis (Rotterdam, Breda and Rhon, NL; Lille, FR; London, GB; Ferrara, IT)</i> | 45 |
| 11:56 | Endothelial microparticlesmediated transfer of microRNA19b promotes atherosclerosis via targeting RNF11
<i>C. Li, S.F. Li, L. Li, D. Hu (Beijing, CN)</i> | 46 |
| 12:07 | Possibilities of application of different genetic polymorphisms of apolipoproteins in the assessment of clinical severity, in-hospital and longterm outcomes in patients with myocardial infarction
<i>A. A. Inozemtseva, Y. A. Argunova, V. V. Kashtalap, O. L. Barbarash, L. A. Gordeeva (Kemerovo, RU)</i> | 47 |
| 12:18 | Sex differences in coronary plaque composition in patients with newly diagnosed type2 diabetes: relation to low grade inflammation.
<i>M. Mrgan, J.B. Gram, M.H. Olsen, B.L. Norgaard, J. Gram, N.P.R. Sand (Esbjerg, Holbaek and Aarhus, DK)</i> | 48 |

THURSDAY, 19 APRIL 2018

Lunch-time Sessions

12:45 - 13:45

SATELLITE SYMPOSIUM

Linhart Hall

The power of synergy

Sponsored by Krka, d. d., Novo mesto

Chairpersons: Z. Fras (Ljubljana, SI)

- to recognise main gaps in treatment of dyslipidemia and hypertension in clinical practice.
- to learn about main clinical benefits of concurrent treatment of dyslipidemia and hypertension.
- to learn through presented clinical case how to apply solutions in clinical practice.

12:45	Introduction: The power of synergy. Z. Fras (Ljubljana, SI)	49
12:50	Challenges of concurrent treatment of dyslipidemia and hypertension. I. M. Graham (Wicklow, IE)	50
13:05	Clinical benefits of concurrent treatment of dyslipidemia and hypertension. B. Jug (Ljubljana, SI)	51
13:20	From science to practice: a patient case. M. Banach (Lodz, PL)	52
13:35	Conclusion: The power of synergy. Z. Fras (Ljubljana, SI)	53

12:45 - 13:45

SATELLITE SYMPOSIUM

Stih Hall

Nutritional solutions for the reduction of hypertension and blood platelet aggregation

Sponsored by DSM Nutritional Products AG

Chairpersons: M Eggersdorfer (Stein, CH)

This Satellite Symposium will examine the potential therapeutic benefits of specific micronutrients for cardiovascular health. The learning objectives focus on understanding the protective mechanisms of omega-3 fatty acids and riboflavin (vitamin B2) to help reduce blood pressure of hypertensive individuals, as well as the role of water soluble tomato concentrate to alter platelet adhesion and aggregation behavior in blood. The Satellite Symposium will build on latest scientific advances and applications that can make a real difference to people's health.

12:45	Supplementation of vitamins and omega 3 fatty acids as a means of preventing the onset of hypertension. R. Winwood (Haverhill, GB)	59
13:00	Riboflavin and blood pressure reduction. H. McNulty (Londonderry, GB)	60
13:20	Water soluble tomato concentrate as a natural means of reducing platelet aggregation. N. O'Kennedy (Aberdeen, GB)	61

THURSDAY, 19 APRIL 2018

Lunch-time Sessions

12:45 - 13:45

SATELLITE SYMPOSIUM

E3

Preventing cardiovascular disease in patients with T2DM: how to apply novel outcome data with GLP-1 ra to clinical practice

Sponsored by PACE-CME: Physicians' Academy for Cardiovascular Education, supported with an educational grant by Novo Nordisk.

Chairpersons: D.E. Grobbee (Utrecht, NL)

- Understand the relation between type 2 diabetes mellitus (T2DM) & Cardiovascular Disease.
- Identify the needs for novel approaches targeting T2DM in cardiovascular prevention.
- Explore results from recent cardiovascular outcome trials (CVOT) in T2DM.
- Discuss potential mechanisms and multifactorial effects of Glucagonlike peptide1 receptor agonist (GLP-1 ra) contributing to cardiovascular benefits.
- Review results from recent GLP-1 ra outcomes trials, such as LEADER on CV and microvascular outcomes.
- Discuss practical implications from recent CVOTs on treatment and prevention strategies in patients with CV risk and T2DM.

12:45	Introduction - Preventing cardiovascular disease in patients with T2DM: how to apply novel outcome data with GLP-1 ra to clinical practice. <i>D.E. Grobbee (Utrecht, NL)</i>	62
12:50	The cardiovascular challenge for primary care in diabetes. <i>F. D. R. Hobbs (Oxford, GB)</i>	63
13:05	Diabetes: how to reduce risk from a cardiovascular perspective? <i>D.E. Grobbee (Utrecht, NL)</i>	64
13:20	Practical management of cardiovascular risk: lessons from latest diabetes trials. <i>L. Ryden (Stockholm, SE)</i>	65
13:40	Discussion - Preventing cardiovascular disease in patients with T2DM: how to apply novel outcome data with GLP-1 ra to clinical practice. <i>D.E. Grobbee (Utrecht, NL); F. D. R. Hobbs (Oxford, GB); L. Ryden (Stockholm, SE)</i>	66

THURSDAY, 19 APRIL 2018

Afternoon Sessions

14:00 - 15:30

SYMPOSIUM

Linhart Hall

Sex differences in cardiovascular disease: the Full Spectrum

Chairpersons: O. Barna (Kyiv, UA); L. Palmieri (Rome, IT)

Cardiovascular disease (CVD) continues to be the leading cause of death for women. The average lifetime risk of developing CVD in women at 50 years of age is ≈40%, and this percentage rises as the number of risk factors increases. To reduce CVD mortality and the overall CVD burden, focus on both primary and secondary prevention of CVD is necessary. This session will give an overview of traditional and novel risk factors, diagnosis, treatment, and prognosis of cardiovascular disease among women.

- | | | |
|-------|--|----|
| 14:00 | Sex differences in prevention and prognosis of cardiovascular disease: an epidemiological perspective
<i>M. Kavousi (Rotterdam, NL)</i> | 67 |
| 14:22 | Sex-specific diagnosis and management of cardiovascular disease: a clinical perspective
<i>E. Swahn (Linköping, SE)</i> | 68 |
| 14:45 | Cardiovascular disease treatment: a sex-specific pattern for adverse cardiovascular drug effects?
<i>J. E. Roeters Van Lennep (Rotterdam, NL)</i> | 69 |
| 15:07 | Strategies to improve cardiovascular health in women.
<i>M. Stramba-Badiale (Milan, IT)</i> | 70 |

14:00 - 15:30

MASTER CLASS

Kosovel Hall

ECG interpretation and management in Sports Cardiology

Purpose: Interactive and entertaining forum for learning based around ECG interpretation as the entry-point to athlete management. Four cases will be presented by young sports cardiology members. There will be audience participation and discussion amongst an expert panel, directed by the session chair.

Chairpersons: F. van Buuren (Bad Oeynhausen, DE); M. Papadakis (London, GB)

- | | | |
|-------|---|----|
| 14:00 | Case 1
<i>S. Gati (London, GB)</i> | 71 |
| 14:20 | Case 2
<i>F. Schnell (Rennes, FR)</i> | 72 |
| 14:40 | Case 3
<i>S. Castelletti (Milan, IT)</i> | 73 |
| 15:00 | Case 4
<i>F. D'Ascenzi (Siena, IT)</i> | 74 |
| 15:20 | ECG interpretation and management in Sports Cardiology: Concluding Panel discussions
<i>F. Carre (Rennes Cedex, FR); H. Heidbuchel (Antwerp, BE); S. Sharma (London, GB)</i> | |

14:00 - 15:30

SYMPOSIUM

Stih Hall

Applying eHealth strategies to promote and improve patient engagement in cardiovascular disease

Chairpersons: G. Krstacic (Zagreb, HR); M. Mamas (Stockport, GB)

- | | | |
|-------|---|----|
| 14:00 | Patient engagement in establishing patientcentered cardiovascular care.
<i>E.G. Caiani (Milano, IT)</i> | 75 |
| 14:22 | PATHway: technology enabled remote behavioural change
<i>R. Buys (Leuven, BE)</i> | 76 |
| 14:45 | Evidence on the efficacy of eHealth strategies to improve patient engagement
<i>P. E. Dilaveris (Athens, GR)</i> | 77 |
| 15:07 | Challenges for largescale eHealth deployment in cardiology and how to address these
<i>E. Lambrinou (Limassol, CY)</i> | 78 |

THURSDAY, 19 APRIL 2018

Afternoon Sessions

14:00 - 15:30

SPECIAL SESSION

E3

Central European forum on Preventive Cardiology

Chairpersons: Z. Fras (Ljubljana, SI); J. Perk (Oslo, SE)

14:00	Insight from Croatia <i>D. Milicic (Zagreb, HR)</i>	79
14:18	Insight from the Czech Republic <i>J. Bruthans (Praha 4, CZ)</i>	80
14:36	Insight from Romania <i>D. Gaita (Timisoara, RO)</i>	81
14:54	Insight from Poland <i>P. Jankowski (Krakow, PL)</i>	82
15:12	Presentation to be announced <i>Speaker to be announced</i>	83

15:30 - 16:30

MODERATED POSTERS

Moderated Poster Area

Moderated Poster Session II

Chairpersons: C. Graf (Cologne, DE); A. Laviano (Rome, IT)

Posters are on display in the exhibition area from 08:30 until 18:00.

During the session (15:30-16:30), each poster presenter will have 5 minutes to briefly summarise their poster to the moderators in front of a dedicated audience. A question-and-answer period of 2 minutes follows each presentation.

	Trimetazidine in the management of primary microvascular angina <i>I. A. Leonova, O. Zaharova, S. Boldueva, D. Ryzhkova, L. Gaykovaya (St-Petersburg and Saint Petersburg, RU)</i>	84
	First real world experience with the novel lipidlowering drug PCSK9 inhibitor evolocumab in patients undergoing lipid apheresis: 1 year follow up <i>M.R. Poudel, D. Stoyanova, R. GottfriedKwasniok, F. Van Buuren, D. Horstkotte, K.P. Mellwig (Bad Oeynhausen, DE)</i>	85
	Prediction of subtle left ventricular systolic dysfunction in homozygous and heterozygous familial hypercholesterolemia: genetic analyses and speckle tracking echocardiography study <i>E.R.H.A.N. Saracoglu, S.A.L.I.H. Kilic (Gaziantep, TR)</i>	86
	Exercise-induced changes in LDL and HDL levels are correlated with the exercise-induced CRP response NEEDED 2014 <i>C.B. Erevik, O. Kleiven, T. Melberg, M. Bjorkavoll Bergseth, O. Skadberg, B. Auestad, K.M. Aakre, S. Orr (Stavanger and Bergen, NO)</i>	87
	Differences in risk factors for three types of stroke: UK prospective study and metaanalyses. <i>F. L. Wright, A. J. Price, J. Green, A. Balkwill, S. W. Kan, T. O. Yang, S. Floud, M. E. Kroll, R. Simpson, C. L. M. Sudlow, V. Beral, G. K. Reeves (Oxford and Edinburgh, GB)</i>	88
	Comparative analyses of trends in hospitalisations for coronary heart disease sub-groups in England and Australia <i>L. Nedkoff, M. Greenland, R. Goldacre, D. Lopez, M.J. Goldacre, M.S.T. Hobbs, M. Knuiman, F.M. Sanfilippo, F.L. Wright (Perth, AU; Oxford, GB)</i>	89
	Observational study on glycemic control of patients with high cardiovascular risk and type 2 diabetes mellitus in Spain (RICARD2 Study) <i>A. Castro Conde, J.G.D. Gomez Doblas, V.A.E. Arrarte Esteban, C.B.C. Brotons Cuixart, X.G.M. Garcia Moll, R.D.G. Dalmau Gonzalez, E.M.R. Martin Rioboo, D.M. Marzal, P.M.R. Mazon Ramos, J.C.O.R. Obaya Rebollar (Madrid, Malaga, Alicante, Barcelona, Cordoba, Merida, Santiago de Compostela and MADRID, ES)</i>	90
	Impact of a low carbohydrate diet on traditional CVD risk factors in people with features of the metabolic syndrome and type 2 diabetes <i>J.D. Hung, S.W. Murray, M.A. Shaw, D. Unwin (Liverpool and Southport, GB)</i>	91
	Moderatedose atorvastatin improves arterial endothelial function in patients with angina pectoris and normal coronary angiogram: a pilot study <i>A. Kabaklic, Z. Fras (Ljubljana, SI)</i>	92
	The effects of exercise training on body composition and exercise capacity following bariatric surgery: a systematic review and meta-analysis <i>N. Pattyn, J. Claes, R. Buys, V. Cornelissen (Leuven, BE)</i>	93

THURSDAY, 19 APRIL 2018

Afternoon Sessions

16:30 - 18:00

SYMPOSIUM

Linhart Hall

Sleep as a risk factor for cardiovascular disease

Chairpersons: O. Barna (Kyiv, UA); J.C. Barthelemy (Saint-Etienne, FR)

The importance of sleep is more and more recognised in cardiovascular disease prevention. This session will give an overview of the risk associated with lack of sleep, the mechanisms involved, and ways to improve sleep quality and quantity.

16:30	Sleep duration and cardiovascular risk: what's the evidence from observational studies? <i>F.P. Cappuccio (Leamington Spa, GB)</i>	94
16:52	Sleep apnea and cardiovascular risk. <i>R. Heinzer (Lausanne, CH)</i>	95
17:15	Mechanisms of sleep disturbance and cardiovascular risk. <i>J.P. Empana (Paris, FR)</i>	96
17:37	What can we do to improve sleep quantity and sleep quality? <i>M. Flezar (Golnik, SI)</i>	97

16:30 - 18:00

MASTER CLASS

Kosovel Hall

Cardiac imaging in Sports Cardiology diagnosis and management

Purpose: Interactive and entertaining forum for learning based around established and novel cardiac imaging techniques. Four cases will be presented by young sports cardiology members. There will be audience participation and discussion amongst an expert panel, directed by the session chair.

Chairpersons: A. Pressler (Muenchen, DE); A. La Gerche (Melbourne, AU)

16:30	Case 1 <i>M. Sanzde la Garza (Barcelona, ES)</i>	98
16:50	Case 2 <i>A. Merghani (London, GB)</i>	99
17:10	Case 3 <i>V. Maestrini (Roma, IT)</i>	100
17:30	Case 4 <i>G. Claessen (Leuven, BE)</i>	101
16:50	Cardiac imaging in Sports Cardiology diagnosis and management: Concluding Panel discussions <i>K. Azman Juvan (Ljubljana, SI); M. Sitges (Barcelona, ES); C. Schmiel (Zurich, CH)</i>	

16:30 - 18:00

SYMPOSIUM

Stih Hall

Safety and efficacy of old and new technologies for the prevention of sudden death in athletes

Chairpersons: H. Heidbuchel (Antwerp, BE); A. Pelliccia (Rome, IT)

The session aims at providing information and data from international electrophysiology centers with an extensive experience in transvenous (TVICD) and subcutaneous cardioverter defibrillators (SICD) implantation in physically active individuals.

16:30	Dynamics of fibrillation and defibrillation during physical activity: implications for participation in competitive sports of athletes implanted with an ICD. <i>M. Link (Dallas, US)</i>	102
16:52	CT and coronary calcium to identify risk of SCD due to coronary disease. <i>M. Borjesson (Vastra Frolunda, SE)</i>	103
17:15	SICD: which patient, which disease, which advantage? <i>M. Sohal (Uxbridge, GB)</i>	104
17:37	Exercise prescription in patients with implantable devices. <i>P. Francia (Rome, IT)</i>	105

THURSDAY, 19 APRIL 2018

Afternoon Sessions

16:30 - 18:00

SYMPOSIUM

Stih Hall

Young investigator award session II- Cardiac Rehabilitation

Chairpersons: A. Abreu (Lisboa, PT); H. Voller (Rudersdorf, DE)

Judge(s): Y. Goto (Yabu City, JP); N. D. Wong (Irvine, US); C. Vigorito (Naples, IT); M. Ambrosetti (Cunardo, IT)

Six abstracts selected for their outstanding quality. Finalists will be presenting their research in front of an appreciative audience, chairpersons and judges expert in the topic. A winner will be awarded a diploma and a prize of €500.

- HeartHab: a study to evaluate the effectiveness of an app-based telerehabilitation program in increasing physical activity levels of patients with coronary artery disease **106**
S. Sankaran, L. Huygen, N. Mommen, K. Coninx, P. Dendale (Diepenbeek and Hasselt, BE)
- Neutrophil to lymphocyte ratio predicts the occurrence of post-operative atrial fibrillation during cardiovascular rehabilitation **107**
L. Fossati, F. Maranta, P. Cerea, L. Cianfanelli, M. Pagnesi, I. Cartella, A. Pistoni, S. Negri, D. Cianflone (Milan, IT)
- Impact of cardiovascular disease diagnosis on all-cause mortality reductions after cardiac rehabilitation **108**
M. Maessen, T. Eijsvogels, E. Bakker, E. Meindersma, N. Van Gorp, N. Pijnenburg, M. Hopman (Nijmegen and Arnhem, NL)
- Role of intermediate monocytes in exercise-induced endothelial dysfunction in heart failure with preserved ejection fraction **109**
A.B. Gevaert, I. Witvrouwen, P.J. Beckers, N. Possemiers, H. Heidbuchel, C.J. Vrints, K. Lemmens, E.M. Van Craenenbroeck (Antwerp, BE)
- Co-ordinated regulation of adipose tissue lipid breakdown during exercise in obese individuals: a contribution of non adrenergic mediators and the effects of exercise training **110**
K. Verboven, R. Stinkens, D. Hansen, I. Wens, I. Frederix, J.W.E. Jocken, G.H. Goossens, E.E. Blaak (Hasselt, BE; Maastricht, NL)
- Does arterial stiffness interrupt the improvement of exercise capacity in older people with cardiovascular disease on cardiac rehabilitation? **111**
T. Hama, A. Ushijima, K. Oikawa, Y. Ikari, Y. Kobayashi (Hachioji and Isehara, JP)

18:15 - 19:00

SPECIAL EVENT

Linhart Hall

Inaugural session

Chairpersons: D.E. Grobbee (Utrecht, NL); J.P. Schmid (Barmelweid, CH)

- 18:15 Introduction.
D.E. Grobbee (Utrecht, NL)
- 18:16 Welcome from the ESC Leadership
B. Casadei (Oxford, GB)
- 18:28 Welcome to Ljubljana
Z. Fras (Ljubljana, SI)
- 18:39 Scientific programme: what you should not miss
J.P. Schmid (Barmelweid, CH)
- 18:50 Opening Address: EAPC President
D.E. Grobbee (Utrecht, NL)



THURSDAY, 19 APRIL 2018

Poster Sessions

08:30 - 18:00

POSTER SESSION

Poster Area

Poster Session 1

Posters to be on display between 08:30 - 18:00

Poster viewing tours and discussion question: during coffee break from 10:00 - 11:00. Presenters are required to be by their poster in order to discuss the poster with the audience.

IMAGING

Imaging - Poster discussant:

G. Nasr (Cairo, EG)

P112

Measuring cardiac output and leg blood flow with phase-contrast MRI during supine cycling exercise.

P113

T. Schoots, B.L.J. Wassenaar, R.J. Renken, J.A.L. Jeneson, H.M.C. Kemps (Veldhoven and Groningen, NL)

Relationship between longitudinal strain of left ventricle and hypertension and blood pressure control in a general population

P114

A. Ryabikov, V. Guseva, E. Voronina, Y.U. Palekhina, S. Shakhmatov, M. Holmes, M. Bobak, E.U. Verevkin, S. Malyutina (Novosibirsk, RU; Oxford and London, GB)

Head-to-head comparison of gated blood pool scan and twodimensional echocardiography for assessing left ventricular ejection fraction in patients undergoing cardiac rehabilitation

P115

M. Demeulenaere, S. De La Porte, B. Ectors, N. Possemiers, T. Stoop, K. Wuyts, P. Beckers, B. Shivalkar (Antwerp, BE)

The heart contractile function and left ventricular ejection fraction in patients with STsegment elevation myocardial infarction

P116

V. Galimskaya, S. Kupriyanova, I. Dolgarev, A. Golubeva, V. Oleinikov (Penza, RU)

Left ventricular deformation parameters in STEMI patients with different revascularization outcomes

P117

V. Galimskaya, A. Golubeva, L. Salyamova, V. Oleinikov (Penza, RU)

ARRHYTHMIAS AND DEVICE THERAPY

Arrhythmias and device therapy - Poster discussant:

C. Chrysohoou (Athens, GR)

P118

Anticoagulant therapy in patients with atrial fibrillation and diabetic or nondiabetic chronic kidney disease

P119

I. Daaboul, M. Gabbitova, A. Sokolova, D. Napalkov, V. Fomin (Moscow, RU)

Changes in the incidence of atrial fibrillation from 1986 to 2011 in men and women in a population-based study

P120

S. Kildal, B.K. Jacobsen, M.L. Lochen (Tromso, NO)

The quality of life in patients with paroxysmal atrial fibrillation after catheter ablation

P121

N. Pogossova, A.I. Telegina, Y.M. Yufereva, K.V. Davtyan (Moscow, RU)

De novo atrial arrhythmia after isolated surgical aortic valve replacement

P122

Y.M. Hwang, J. Kim (Suwon and Seoul, KR)

Design of the FRILAF study: safety of switching anticoagulant management (from VKA to NOAC) in frail elderly patients with atrial fibrillation: a randomised controlled trial

P123

L.P.T. Joosten, F.H. Rutten, A.W. Hoes, G.J. Geersing (Utrecht, NL)

Failure to anticoagulate patients with Atrial Fibrillation despite a high CHA2DS2Vasc score

P124

Y. Bashir, A. M. Salmasi (London, GB)

Prevention of atrial fibrillation using a new animal model

P125

Y. Ishikawa (Yokohama, JP)

HEART FAILURE

Heart failure - Poster discussant:

P126

P.M. Meyer (Geneva, CH)

Comparative risk of heart failure associated with second-line antidiabetes treatments: analysis of real-world Korean data

P127

K.H. Ha, H.S. Shin, J.H. Lee, H. Choi, D.J. Kim, H.C. Kim (Suwon and Seoul, KR)

THURSDAY, 19 APRIL 2018

Poster Sessions

Prophylactic use of carvedilol to prevent ventricular dysfunction in patients with cancer treated with doxorubicin <i>A. Elshiekh, A. Abuosa, A. Kinsara (Jeddah, SA)</i>	P128
Influence of pulmonary rehabilitation on clinical characteristics in patients with chronic heart failure and chronic obstructive pulmonary disease <i>G. Smyrnova, T. Babkina (Kiev, UA)</i>	P129
Aldosterone plasma level as risk factor of cardiovascular events in longterm chronic heart failure with preserved ejection fraction <i>A. Shevelyok, N. Vatutin, A. Zagoruiko (Donetsk, UA)</i>	P130
The predictors of mid-term heart failure-related mortality rate: a data-based analysis <i>P. Ralica, R.P. Pancheva, N.R. Runev, E.M. Manov, B.S. Stoimenov, E.D. Dimchovski, D.V. Vassilev (Sofia, BG)</i>	P131
Education, psychological intervention and prevention of frailty syndrome as factors to obtain higher level of self-care in heart failure <i>A. Mlynarska, R. Mlynarski, K. S. Golba (Katowice, PL)</i>	P32
The non-invasive evaluation of myocardial oxygen supply/demand ratio in patients with heart failure <i>G. Grillo, P. Salvi, F. Scalise, F. Moretti, L. Salvi, M. Rovina, G. Simon, C. Baldi, A. Pini, R. Carretta, G. Parati (Milan, Monza, Pavia and Trieste, IT)</i>	P133
Acute effects of low level laser therapy (LLLT) on muscle fatigue and tissue oxygenation in individuals with heart failure <i>M. Lambrecht Da Silva, A. Sonza, P. Dal Lago, L.F. Deresz, F.B.C. Delacoste (Porto Alegre, Florianopolis and Juiz de Fora, BR)</i>	P134
High dietary sodium intake is associated with shorter event-free survival in patients with heart failure and comorbid diabetes <i>Z. Saleh, T. Lennie, D. Moser (Amman, JO; Lexington, US)</i>	P135
CORONARY ARTERY DISEASE, ACUTE CORONARY SYNDROMES, ACUTE CARDIAC CARE	
Coronary artery disease, acute coronary syndromes, acute cardiac care - Poster discussant: <i>B. ZARIF (Cairo, EG)</i>	P136
Change in WIQ score in patients with a recent myocardial infarction <i>B. Jonelid, B. Kragsterman, C. Christersson (Uppsala, SE)</i>	P137
Blood flow-restricted resistance training in patients with coronary artery disease: a pilot randomised trial <i>T. Kambic, M. Novakovic, K. Tomazin, V. Strojnik, B. Jug (Ljubljana, SI)</i>	P138
Relationship between components of adherence and core cognitive domains in patients with coronary artery disease <i>O. Trubnikova, T. Kupriyanova, O. Maleva, O. Barbarash (Kemerovo, RU)</i>	P139
Growth Differentiation Factor-15 (GDF15) protein is systematically elevated prior to a recurrent acute coronary syndrome <i>N. Buljubasic, M.M. Vroegindewey, R.M. Oemrawsingh, F.W. Asselbergs, E. Cramer, A. Liem, P. Van Der Harst, A. Maas, E. Ronner, C. Schotborgh, A.J. Wardeh, K.M. Akkerhuis, H. Boersma (Rotterdam, Utrecht, Nijmegen, Groningen, Zutphen, Delft and The Hague, NL)</i>	P140
Early discontinuation of P2Y12 antagonist and adverse clinical outcomes post percutaneous coronary intervention <i>E.D. Harris, A. Lacey, A. Akbari, M.B. Gravenor, J.P.J. Halcox (Swansea, GB)</i>	P141
Efficiency of concomitant use of policosanol and rosuvastatin in patients with stable coronary artery disease and moderate hepatic dysfunction <i>O. Vosukh, T. M. Solomenchuk (Lviv, UA)</i>	P142
Coronary angiography encourage healthy lifestyle changes <i>N. Slotvik, H. Schirmer, T. Trovik, A. Iqbal, T.A. Hansen (Tromso and Oslo, NO)</i>	P143
Opportunities of optical coherent tomography in the determination of the causes of non-obstructive coronary artery myocardial infarction <i>I. A. Leonova, V. Feoktistova, A. Fanta, D. Korostilev, S. Boldueva (StPetersburg, RU)</i>	P144

THURSDAY, 19 APRIL 2018

Poster Sessions

- Endothelial function in patients with different degree of coronary arteries atherosclerosis
N. Burko, A. Khromova, L. Salyamova, V. Oleinikov (Penza, RU) **P145**
- The impact of therapeutic compliance on the period of development of stent thrombosis after percutaneous coronary intervention
J. A. Mansurova, L.K. Karazhanova (Semey, KZ) **P146**
- Long-term outcomes of rehabilitation in patients with acute coronary syndrome by the data of the total ACS register in the Krasnodar territory
S.V. Kruchinova, E.D. Kosmacheva, S. Raff (Krasnodar, RU) **P147**
- Cardiorehabilitation and its effects on the quality of life in patients with acute coronary syndrome by the data of the total register of ACS in the Krasnodar territory
S.V. Kruchinova, S.V. Kruchinova, S.V. Kruchinova, E.D. Kosmacheva, E.D. Kosmacheva, E.D. Kosmacheva, S. Raff (Krasnodar, RU) **P148**
- Treatment adherence and its associated factors in patients with stable coronary artery disease (according to the outpatient register)
Y.V. Lukina, N.A. Dmitrieva, V.P. Voronina, A.V. Zagrebelniy, O.V. Lerman, S.N. Tolpygina, N.P. Kutishenko, S.Y. Martsevich (Moscow, RU) **P149**

AORTIC DISEASE, PERIPHERAL VASCULAR DISEASE, STROKE

- Aortic disease, peripheral vascular disease, stroke - Poster discussant:
V. Vassiliou (Cambridge, GB) **P150**
- Body weight and cachexia after stroke
N. Scherbakov, C. Pietrock, A. Sandek, N. Ebner, M. Valentova, J.C. Schefold, S. Von Haehling, S.D. Anker, K. Norman, K.G. Haessler, W. Doehner (Berlin and Göttingen, DE; Bern, CH) **P151**
- Peripheral artery disease in octa and nonagenarians: risk factors, comorbidities and complications of invasive procedures
B. Kregel, M. Kozak, B. Jug (Ljubljana, SI) **P152**
- Remodeling of the heart as a predictor of repeated violations of the cerebral circulation
V.I. Ruzov, D.U. Skvortsov, R.K.H. Gimaev, A. Vorobev, M. Mulenga (Ulyanovsk, RU) **P153**
- Cardiovascular profile of women with peripheral artery disease in a Romanian hospital
D. H. Comsa, D. Pop, D. Zdrengea, A. David, B. Caloian (Cluj Napoca and ClujNapoca, RO) **P154**

HYPERTENSION

- Hypertension - Poster discussant:
F.P. Cappuccio (Leamington Spa, GB) **P155**
- Longitudinal and recent trends in hypertension prevalence, awareness and blood pressure control in a definite russian population
S. K. Malyutina, D. Denisova, M. Bobak, N. Bobrova, S. Cook, Y.U. Nikitin, M. Voevoda (Novosibirsk, RU; London, GB) **P156**
- Influence of larginine aspartate on vascular markers in hypertensive patients with metabolic syndrome
J.K. Uzokov, B.A. Alyavi (Tashkent, UZ) **P157**
- Dairy product intake, kidney function, and blood pressure: the INTERMAP study
G. Aljuraiban, J. Stamler, Q. Chan, L. Van Horn, M. Daviglus, P. Elliott, L. Oude Griep (Riyadh, SA; Chicago, US; London, GB) **P158**
- Patterns of blood pressure variability over 5 consecutive office measurements in cardiac patients, effect of age, gender, diabetes and hypertension
H.M. Warda, A. Habib, A. El Shorbagy (Alexandria, EG) **P159**
- The rate of oxidative damage of the 8-oxoG marker DNA in patients with hypertension is influenced by the epigenetic factor electromagnetic radiation
V.S. Potaskalova, N.V. Khaitovych, M.N. Seliuk, A.P. Burlaka, N.N. Kozachok, O.V. Seliuk (Kiev, UA) **P160**

THURSDAY, 19 APRIL 2018

Poster Sessions

- Effects of different aerobic exercise programs with nutritional intervention in primary hypertensive, overweight/obese and sedentary adults: EXERDIETHA study **P161**
I.G.A. Gorostegi-Anduaga, P.C. Corres, J.P.A. Perez-Asenjo, A.M.D.A.B. Martinezaguirre-Betolaza, G.R.A. Aispuru, S.M.F. Fryer, E.R. Romaratezabala, S. MaldonadoMartin (VITORIAGASTEIZ and VitoriaGasteiz, ES; Gloucester, GB)
- Correlation of polymorphism rs699 (g (-6) a) in the promoter of the gene coding angiotensinogen, early prehypertension, and common carotid artery intima-media thickness **P162**
T. Chakalova Yancheva, P. Tonchev, Y. Mladenova, K. Gospodinov, S. Tisheva (Pleven, BG)
- Systolic blood pressure variability associations in hypertensive patients with type 2 diabetes mellitus **P163**
N. Dovganych, S. Kozhukhov, O. Yarynkina, O. Bazyka, O. Starshova (Kiev, UA)
- Dynamics of ABPM parameters in patients with hypertension and morbid obesity after bariatric surgery **P164**
E. Kolesnik, T. Kolesnyk, R. Duka, H. Kosova, A. Nadiuk (Dnipropetrovsk, UA)

RISK FACTORS AND PREVENTION - EPIDEMIOLOGY

Risk Factors and Prevention - Epidemiology - Poster discussant:

- I. Sluijs (Utrecht, NL)* **P165**
- Determinants of risk factor management for secondary prevention of coronary heart disease across three regions: an analysis from SURF data **P166**
M. Zhao, I. Graham, M.T. Cooney, D.E. Grobbee, I. Vaartjes, K. KlipsteinGrobusch (Utrecht, NL; Dublin, IE)
- Preventable premature CVD mortality and mortality trends in eight Northern Dimension partnership countries **P167**
P. Jousilahti, I. Vohlonen, M. Vienonen (Helsinki and Kuopio, FI)
- Sex differences in the role of mediterranean diet in secondary prevention of acute coronary syndrome, according to the individual cardiovascular disease history; the Greeks prospective study **P168**
M. Kouvari, D. B. Panagiotakos, V. Notara, Y. Kogias, G. Papanagnou, S. Zombolos, Y. Mantas, C. Pitsavos (Athens, GR)
- The risk of recurrent acute coronary event between three regions in France. Results from the French MONICA population-based registry: 9 years of followup of 18,000 patients **P169**
M. Barthoulot, L. Rousselet, M. Moitry, K. Biasch, B. Haas, J.B. Ruidavets, S. Huo, A. Meirhaeghe, M. Montaye, J. Ferrieres, J. Dallongeville, P. Amouyel (Lille, Strasbourg and Toulouse, FR)
- Effect of family history and lifestyle change on incidence of diabetes **P170**
M. Uusitupa (Kuopio, FI)
- Association of lung function with body mass and physical fitness in primary school children **P171**
S. Koechli, K. Endes, T. Bartenstein, L. Zahner, H. Hanssen (Basel, CH)
- The growing burden of cardiovascular disease in the United Arab Emirates and the impact of reducing modifiable risk factors **P172**
I. Gagnon-Arpin, W. Al Mahmeed, O. Ghaleb Al Ahdab, G. Sutherland, A. Dobrescu, G. Villa, M. Habib (Ottawa, CA; Abu Dhabi and Ajman, AE; Zug, CH; Thousand Oaks, US)
- Polyphenols and the dietary antioxidant activity, and their relationship with hypertension a cross-sectional study of the adult population in Poland **P173**
A. Waskiewicz, M. Zujko, D. Szczesniewska, A. Tykarski, M. Kwasniewska, W. Drygas, A.M. Witkowska (Warsaw, Bialystok, Poznan and Lodz, PL)
- Relationship between alcohol addiction and the incidence of cardiovascular disease in 9 year observation of Polish HAPIEE cohort **P174**
M. Kozela, A. Dorynska, A. Pajak (Krakow, PL)
- Physical activity related risk factors for cardiovascular diseases among Slovenian elementary school students **P175**
B. Bobik, M. Kosi, G. Starc, J.K. Djomba (Ljubljana, SI)
- Sex-specific effect of diabetes mellitus in the secondary prevention of acute coronary syndrome; the Greeks prospective study **P176**
M. Kouvari, D. B. Panagiotakos, V. Notara, Y. Kogias, P. Stravopodis, G. Papanagnou, S. Zombolos, Y. Mantas, C. Pitsavos (Athens, GR)

THURSDAY, 19 APRIL 2018

Poster Sessions

- The association of high-sensitive C-reactive protein with prehypertension in population-based sample **P177**
A. Erina, A. Orlov, M. Boyarinova, A. Alieva, E. Moguchaia, O. Rotar, E. Baranova, A. Konradi, E. Shlyakhto (Saint Petersburg, RU)
- Verbal memory and verbal fluency as predictors of cardiovascular disease incidence in Polish cohort of the HAPIEE Study **P178**
A. Dorynska, M. Kozela, A. Pajak (Krakow, PL)

PREVENTIVE CARDIOLOGY

- Preventive cardiology - Poster discussant: **P179**
T. Abo el azme (Banha, EG)
- Exclusive olive oil consumption and 10 year (2002-2012) cardiovascular disease incidence: the ATTICA Study **P180**
G.M. Kouli, D. B. Panagiotakos, I. Kyrou, E. Magriplis, E. Georgousopoulou, C. Chrysohoou, C. Tsigos, D. Tousoulis, C. Pitsavos (Athens, GR; Birmingham, GB; Canberra, AU)
- Diet therapy and the control of hypertension among Korean people with diagnosed hypertension **P181**
J.S. Shim, H.C. Kim (Seoul, KR)
- Encouraging effects of a short-term, adapted Nordic diet intervention on cardiovascular risk-reduction in younger and older adults **P182**
M. Klonizakis, S. McNeill, H. Kononen, D. Rogerson (Sheffield, GB)
- Trends in adherence to the Mediterranean diet over ten-year period in a West Romanian population **P183**
C. Vlad, M. Valeanu (Cluj Napoca, RO)
- Impact of different exercise-based cardiac rehabilitation programs on exercise adherence **P184**
S. Pomeshkina, V. Bezzubova, O. Barbarash (Kemerovo, RU)
- Exercise trainings and erectile dysfunction in patients after coronary artery bypass grafting **P185**
S. Pomeshkina, E. Pomeskin, O. Barbarash (Kemerovo, RU)
- Long-term cardiac benefits of exercise in a model of organophosphate toxicity (DFP) **P186**
J.F. Machi, R. Schmidt, P.F. Waziry, C.A. Barboza, M. Morris (Fort Lauderdale, US; Sao Paulo, BR)
- The socio-demographic profile of potential higher risk of cardiometabolic diseases related to low physical activity assessed by IPAQ in PURE Poland study **P187**
D. GawelDabrowska, A.B. Alicja Basiak, A.T. Andrzej Tukiendorf, K.P.Z. Katarzyna Poltyn Zaradna, M.W. Maria Wolyniec, A.S. Andrzej Szuba, K.Z. Katarzyna Zatonska (Wroclaw and Gliwice, PL)
- Time of sitting as an independent risk factor of CHD, type 2 diabetes, hypertension in PURE Poland study **P188**
D. GawelDabrowska, A.B. Alicja Basiak, A.T. Andrzej Tukiendorf, K.P.Z. Katarzyna Poltyn Zaradna, M.W. Maria Wolyniec, A.S. Andrzej Szuba, K.Z. Katarzyna Zatonska (Wroclaw and Gliwice, PL)
- Exercise training combined with inhibition of acetylcholinesterase by bromide pyridostigmine prior myocardial infarction in rats **P189**
C. A. Barboza, N. Carrozzi, J.C. Oliveira, L.M. Silva, A.R. Fukushima, P.M. Dourado, M.C. Irigoyen, J.F. Machi, E.C. Caperuto, B. Rodrigues (Sao Paulo and Campinas, BR; Fort Lauderdale, US)
- Changes in the physical activity level among patients with acute coronary syndrome **P190**
Z. Babic, M. Nedec, M. MisigojDurakovic (Zagreb, HR)
- Impact of sleep disorders on cardiovascular risk profile in hypertensive male adolescents with different circadian blood pressure rhythms **P191**
L. Rychkova, O. Berdina, L. Kolesnikova, I. Madaeva (Irkutsk, RU)

RISK FACTORS AND PREVENTION - CARDIOVASCULAR RISK ASSESSMENT

- Risk Factors and Prevention - Cardiovascular Risk Assessment - Poster discussant: **P192**
M. O'Flaherty (Liverpool, GB)
- The stratification of cardiovascular risk in rheumatoid arthritis **P193**
J. Starodubova, I.V. Osipova (Barnaul, RU)
- Contamination rate in the risk or benefit in screening for cardiovascular disease (ROBINSKA)-trial **P194**
S. J. A. M. Denissen, C. M. Van Der Aalst, M. A. Van Aerde, M. Vonder, M. Oudkerk, H. J. De Koning (Rotterdam and Groningen, NL)

THURSDAY, 19 APRIL 2018

Poster Sessions

- Smoking cessation program: marked risk reduction of coronary heart disease in pregraduate individuals. **P195**
N. Sen, S.O.N.A.L. Tanwar, G.E.O.R.G.E. Cherian, N.A.R.E.S.H. Sen, A.S.H.O.K. Jain, S. Jagdish (BANGALORE, Jaipur and Bangalore, IN)
- Exercise induced ST depression in a population with low risk for ischemic heart disease prevalence and characteristics **P196**
A. Carlen, M. Gustafsson, M. Astrom Aneq, E. Nylander (Linkoping, SE)
- Orthostatic test in prognosis of arterial hypertension in young adults **P197**
O. Sklyanna, M. Vatutin, A. Zagoruyko (Donetsk, UA)
- Improvement of arterial wall characteristics and possible improvement of cardiovascular prevention with very low dose fluvastatin and valsartan **P198**
M. Turk, M. Janic, M. Lunder, M. Sabovic (Ljubljana, SI)
- Muscle quality is lower in frail patients with severe aortic stenosis and is associated to muscle strength, nutritional status and cardiac operative risk **P199**
M. Karsten, G.S. Ribeiro, R.D. Melo, M.R. Pontes, P. Dal Lago (Florianopolis and Porto Alegre, BR)
- Coimbra united by the heart (CUH) communitybased project for the prevention of cardiovascular diseases **P200**
F. Homem, L. Goncalves, P. Serra E Silva, C. Crespo, M. Cravo, L. Rodrigues, M. Lopes, R. Monteiro, I. Brito, P. Ferreira, T. Azevedo, J. Sousa, H. Martins, J. Henriques, A. Revelles (Coimbra, PT)
- Evaluation of the effects of thiazide diuretic therapy on glucose metabolism in hypertensive patients **P201**
G. Anastasia, G. Pinto, F. Guzzo, A. Autieri, C. Silipigni, B. Demarchi, G. Fragasso, A. Margonato (Milan, IT)
- Cardiovascular risk among armenias: nationwide population based ncd steps survey **P202**
D. Andreasyan (Yerevan, AM)
- Cardiologists who participates in national congress: how do they take care about own health? **P203**
O.P. Rotar, M.A. Boiarinova, A.V. Orlov, V.N. Solntsev, A.O. Konradi, E.V. Shlyakhto (Saint Petersburg, RU)
- FFR validity over time - 3 years follow up **P204**
A. Abdullah, M. Ali, T. Kiernan (Limerick, IE)

LIPIDS

- Lipids - Poster discussant: **P205**
D. Gaita (Timisoara, RO)
- Improvement of lipid profile post cardiac rehabilitation according to the patient's level of risk in a tertiary hospital **P206**
A. Chauca Tapia, R. Colman Llamozas, T. Bretones Del Pino, L. Gutierrez Alonso, R. Vazquez Garcia (Cadiz, ES)
- Efficacy of the PCSK9 inhibitors evolocumab/alirozumab in the reduction of LDL and Lp (a) in patients with familial hypercholesterolemia/manifest atherosclerosis in a real world setting **P207**
M.R. Poudel, D. Stoyanova, R. Gottfried-Kwasniok, F. Van Buuren, D. Horstkotte, K.P. Mellwig (Bad Oeynhausen, DE)
- Anti-PCSK9 in everyday clinical practice **P208**
R. Cadenas Chamorro, B. Paredes, C. Garcia Yubero, R. Cano, C. Casanova, E. Prieto, D. Iglesias, A. Garcia Garcia, A. Martin Penato, V. Martinez, E. De La Cruz, L. Zamorano Del Pino, I. Plaza Perez (Madrid, ES)
- Evaluation of LDL cholesterol level in patients with coronary artery disease after cardiac rehabilitation **P209**
N. Mouine, G. Amah, C. Guiti, S. Gagey, M. Duval, K. Abdennbi (Paris, FR)
- Blood lipid profile alteration in patients with coronary artery disease influenced by laser re-irradiation **P210**
A.P. Vasiliev, N.N. Streltsova (Tyumen, RU)
- Safety aspects and side effects of the novel lipid-lowering PCSK9 inhibitors evolocumab/alirozumab in atherosclerotic patients with familial hypercholesterolemia under lipid apheresis **P211**
M.R. Poudel, D. Stoyanova, R. Gottfried-Kwasniok, F. Van Buuren, D. Horstkotte, K.P. Mellwig (Bad Oeynhausen, DE)
- Lipoprotein a in primary prevention **P212**
R. GottfriedKwasniok, J. GilisJanuszewski, M.J. Poudel, F. Van Buuren, D. Horstkotte, K.P. Mellwig (Bad Oeynhausen, DE)

THURSDAY, 19 APRIL 2018

Poster Sessions

- Changes in LDL cholesterol one month after acute coronary syndrome: prognostic implications **P213**
L. Alvarez Roy, T. Benito Gonzalez, M. Rodriguez Santamarta, C. Lezcano Pertejo, S. Del Castillo Garcia, M. Ascencio Lemus, G. Flores Vergara, I. Iglesias Garriz, F. Fernandez Vazquez (Leon, ES)
- Efficacy and safety of PCSK9 inhibitors in lipid control in a follow-up at 6 months **P214**
A. Chauca Tapia, R. Colman Llamozas, L. Gutierrez Alonso, R. Vazquez Garcia (Cadiz, ES)
- Gender-related differences in the lipid profile in patients admitted to a cardiac rehabilitation program **P215**
A. Chauca Tapia, R. Colman Llamozas, T. Bretones Del Pino, L. Gutierrez Alonso, R. Vazquez Garcia (Cadiz, ES)
- Lipid disorders among the faculty of Saint-Petersburg Universities **P216**
O.P. Rotar, A.S. Alieva, A.V. Orlov, M.A. Boiarinova, E.V. Moguchaja, Z.I. Gadzhieva, A.M. Erina, K.M. Tolkunova, D.V. Izimarieva, V.N. Solntsev, A.O. Konradi, E.V. Shlyakhto (Saint Petersburg, RU)

DIABETES AND THE HEART

- Diabetes and the Heart Poster discussant:** **P217**
L. Ryden (Stockholm, SE)
- Assessment of presence and predictors of subclinical atherosclerosis in asymptomatic patients with diabetes type 2 **P218**
I. Peovska Mitevska, M.B. Bosevski, E.S. Srbinovska (Skopje, MK)
- Ultrastructural changes in monocytes in patients with type 2 diabetes and unstable angina pectoris **P219**
O.Y. Buchko (Lviv, UA)
- Cardiovascular autonomic neuropathy in patients with type 1 diabetes mellitus: consequences and preventive measurements. **P220**
R. De Busser, A. Nys, A. Janssen, P. Bertrand, T. Al Hatawe, G. Claessen, K. Bonne, P. Dendale (Hasselt, BE)
- Combined effects of diabetes and low household income on mortality: A 12-year follow-up study of 505,677 Korean adults **P221**
H. C. Kim, W. Y. Shin, T. H. Lee, D. H. Jeon, D. J. Kim, K. H. Ha, H. J. Chang (Seoul, Cheongju and Suwon, KR)
- Do we translate new scientific evidence to our daily clinical practice? New approaches on antidiabetic therapeutic **P222**
L. Rodriguez, L. Martinez, J.M. Garcia De Veas, R. Dalmau, A. Castro, J. Irazusta, V.A. Rial, P. Meras, O. Gonzalez, A.M. Iniesta, J.L. LopezSendon Hentschel (Madrid, ES)
- Respiratory function of lungs at ischemic heart disease patients concomitant with type 2 diabetes mellitus **P223**
S. Murtazaev, K.H. Khalikulov (Tashkent, UZ)
- Five-year changes in antidiabetic drug treatment in a Swiss population-based sample. The CoLaus study **P224**
V. Subramaniam, G. Waeber, P. MarquesVidal (Lausanne, CH)

RISK FACTORS AND PREVENTION - OTHER

- Poster discussant:** **P225**
P. Jankowski (Krakow, PL)
- Intervention vs prevention: what contributes (more) to clinical outcomes? **P226**
Z. Fras (Ljubljana, SI)
- Anxiety is associated with persistent smoking in patients with established cardiovascular disease (CVD) and individuals at high risk for CVD: posthoc analysis of the EUROACTION PLUS varenicline study **P227**
N.S. Primaditta, C.S. Jennings (London, GB)
- Benefits of systematic use of single photon emission computed tomography (SPECT) in patients with stable and revascularized coronary artery disease **P228**
J.A. Requena, A. Moreno Reig, J. Piqueras Flores, P. Perez Diaz, R. Frias Garcia, R. Maseda Uriza, M.T. Lopez Lluva, D. Salas Bravo, J. Martinez Del Rio, A. Moron Alguacil, M.T. Marina Breyse, A. Jurado Roman, A. Jurado Roman, F. Lozano RuizPoveda, F. Lozano RuizPoveda, I. Sanchez Perez, I. Sanchez Perez (Ciudad Real, ES)
- Value of high-sensitivity C-reactive protein values in Ulcerative Colitis patients with and without cardiovascular disease. **P229**
N. Sen, S.O.N.A.L. Tanwar, S. Jagdish, A.S.H.O.K. Jain, G.E.O.R.G.E. Cherian (BANGALORE, Jaipur and Bangalore, IN)

THURSDAY, 19 APRIL 2018

Poster Sessions

- Hospitalised coronary heart disease patients are largely unaware of risk factors but express interest in healthier lifestyles **P230**
N. Pogosova, A.O. Salbieva, O.Y. Sokolova, Y.M. Yufereva, A.K. Ausheva, A.V. Karpova, A.I. Yusubova (Moscow, RU)
- Utility of availability of blood pressure monitors in traditional Greek coffee-houses **P231**
A. Ioannidis, M. Paraskelidou, A. Pechlevanis (Thessaloniki, GR)
- Awareness about the health and risk factors and adherence to cardiovascular prevention over 28-year period in the open male population aged 2544 years in Russia / Siberia **P232**
E. Gromova, D. Panov, I. Gagulin, A. Gafarova, E. Krymov, V. Gafarov (Novosibirsk, RU)
- Cardiovascular morbidity risk assessment in pre-eclamptic indian women, after 3 year follow up study **P233**
S. Tanwar, N.A.R.E.S.H. Sen, G.E.O.R.G.E. Cherian, A.S.H.O.K. Jain, S. Jagdish (Jaipur and Bangalore, IN)
-
- CARDIOVASCULAR REHABILITATION**
- Cardiovascular Rehabilitation - Poster discussant:** **P234**
T. Schmidt (Bad Rothenfelde, DE)
- Increase in 6-minute walk distance during hospitalization predicts the readmission due to decompensated heart failure in heart failure patients with preserved ejection fraction **P235**
M. Tabata, M. Kato, N. Hamazaki, S. Tanaka, T. Masuda (Toyohashi, Shizuoka and Sagami-hara, JP)
- Comparison of 3-week high-intensity interval training and moderate continuous training for cardiometabolic health and autonomic nervous system in chronic heart failure: a randomized controlled study **P236**
F. Besnier, M. Labrunee, L. Richard, F. Faggianelli, H. Kerros, L. Soukarie, M. Bousquet, A. Pathak, C. Gales, T. Guiraud, J.M. Senard (Toulouse, FR)
- Differences in long term symptoms of anxiety and depression between cardiac rehabilitation participants and non participants. A propensity matched study **P237**
S. Olsen, H. Schirmer, T. Wilsgaard, K.H. Bonna, T.A. Hanssen (Harstad, Oslo, Tromso and Trondheim, NO)
- Intermittent hypoxia-hyperoxia training is as effective as a standard rehabilitation programme in improving cardiorespiratory fitness in comorbid cardiac outpatients: a randomised controlled trial **P238**
O.S. Glazachev, E. Dudnik, E. Zagaynaya, D. Susta (Moscow, RU; Dublin, IE)
- Influence of exercise training on markers of inflammation in patients with coronary artery disease **P239**
M. Deljanin Ilic, S. Ilic, G. Kocic, D. Simonovic, B. Djordjevic, D. Petrovic, S. Stojanovic, B. Ilic, S. Saric (Niska Banja and Nis, RS)
- Depression, socio-economic factors and ethnicity as predictors of cardiorespiratory fitness before and after cardiac rehabilitation **P240**
N. Mikkelsen, C. Dall, A. Holdgaard, M. Frederiksen, H. Rasmussen, E. Prescott (Copenhagen, DK)
- Gait speed test: outcome measure and instrument for functional stratification of training profiles in cardiac rehabilitation **P241**
G.M. Maglio, M.L. Zuccotti (San Donato Milanese, IT)
- Sex differences in aerobic interval training in patients with cardiovascular disease **P242**
D. Chirico, M.L. Keast, T. Terada, J.L. Reed (Ottawa, CA)
- One size does not fit all: differential effects of cardiac rehabilitation on quality of life in patients with obesity compared to normal weight **P243**
T. Terada, D. Chirico, H. Tulloch, A. Pipe, J. Reed (Ottawa, CA)
- Respiratory training as adjuvant to exercise training resulted faster recovery of residual pulmonary hypertension after mitral valve surgeries **P244**
B. Radi, B. Suryaatmaja, A.S. Koencoro, A.M. Soesanto, A. Santoso (Jakarta, ID)
- Dietary intake is improved and maintained after cardiac rehabilitation despite differences in educational levels: a danish observational study **P245**
U.B. Laursen, M.B. Johansen, A.M. Joensen, K. Overvad, M.L. Larsen (Aalborg, DK)
- Development of a prognostic algorithm to predict functional recovery and complications following cardiac surgery **P246**
P. Cerea, F. Maranta, L. Fossati, L. Cianfanelli, M. Pagnesi, I. Cartella, A. Pistoni, S. Negri, D. Cianflone (Milan, IT)

THURSDAY, 19 APRIL 2018

Poster Sessions

Lifelong exercise training and allcause mortality: Data from the patients' self support association of the Istra region in Slovenia **P247**

T. Ravnikar, B. Jug, S. Korosec, D. Marusic (Izola and Ljubljana, SI)

The role of ambulatory cardiac rehabilitation in improvement of psychocardiac status, quality of life and long-term prognosis after acute coronary syndrome **P248**

G. Krstacic, P. Dendale, I. Frederix, A. Krstacic, M. Mornar Jelavic (Zagreb, HR; Hasselt, BE)

Effect of continuous training vs Interval of high intensity on functional capacity and recovery of heart rate: A randomized clinical trial in coronary heart-disease patient **P249**

K. Villelaiteitia, D. Vicente Campos, B. Lopez Cabarcos, C. Lazaro Gomez, S. Garcia Garcia, V. Hernandez Jimenez, A. Berenguel Senen, J. Lopez Chicharro (Madrid and Toledo, ES)

SPORTS CARDIOLOGY

Sports Cardiology Poster discussant:

G. E. Pielek (Bristol, GB) **P250**

Prevalence and progression of the juvenile pattern in the electrocardiogram of adolescents **P251**

J. Basu, V. Stylianidis, A. Malhotra, H. Dhutia, C. Miles, G. Parry-Williams, B. Ibrahim, M. Tome, S. Sharma, M. Papadakis (London, Aberdeen and Leicester, GB)

Pre-participation screening of non-elite athletes: performance of three sets of electrocardiographic criteria **P252**

G. Halasz, A. Nardecchia, M. Badini, V. Biasini, L. Biasco, F. Scopigni, S. Nardecchia, M. Penco (Lugano, CH; Rome, Scoppito, Naples and L'Aquila, IT)

3D global longitudinal strain in elite athletes what is the new normal? **P253**

C. L. Sedgwick, S. Gati, A. Malhotra, S. Kapetanakis, A. D'silva, H. Dhutia, S. Sharma (London, GB)

Prevalence, determinants and underlying substrate of ventricular arrhythmias in young competitive athletes **P254**

A. Zorzi, M. De Lazzari, G. Mastella, A. Cipriani, A. Niero, C. Palermo, D. Muraru, R. Bellu, L. Badano, M. Schiavon, S. Illiceto, M. Perazzolo Marra, D. Corrado (Padua, Padova and Abano Terme (PD), IT)

High-risk individuals engaged in leisure-time sport activity have increased baseline and exercise-induced CRP levels: NEEDED 2014 **P255**

O. Kleiven, M. Bjorkavoll-Bergseth, T. Melberg, O. Skadberg, K.M. Aakre, S. Orn (Stavanger and Bergen, NO)

Prevalence of major and minor arvc criteria in healthy paediatric arab and black athletes **P256**

G. McClean, M.G. Wilson, G. Pielek, V. Watt, C. Adamuz, A. Shaw, N.R. Riding, K.P. George, D. Oxborough (Doha, QA; Bristol and Liverpool, GB)

Analysis of the causes of sports ineligibility from sport medicine unit in Treviso, Italy **P257**

T. Vessella, L. Merlo, C. Pegoraro, F. Giorgiano, M. Viel, P. Formentini, M. Trevisanato, P. Sarto (Treviso, IT)

Masters Athlete Screening Study (MASS): Insights into psychological impact of preparticipation screening **P258**

B. N. Morrison, I. Zwaiman, S. Isserow, J. Taunton, A. Hirsch, J. Velghe, D. E. R. Warburton, J. Mckinney (Vancouver, CA)

The prevalence, ECG-lead distribution and prognostic significance of early repolarization pattern in non-elite athletes. **P259**

G. Halasz, V. Biasini, M. Badini, L. Biasco, F. Scopigni, S. Nardecchia, M. Penco (Lugano, CH; Scoppito, Naples and L'Aquila, IT)

CARDIOVASCULAR DISEASE IN SPECIAL POPULATIONS

Cardiovascular disease in special populations Poster discussant: **P260**

J. Niebauer (Salzburg, AT)

Gender differences in clinical manifestations and comorbidities in patients with in-stent restenosis who underwent primary PCI in settings of STEMI: 12 months follow up **P261**

N. Sharashidze, G. Saatashvili, M. Kantaria, N. Mamantavrishvili (Tbilisi, GE)

Statins in patients with chronic viral B hepatitis treated with nucleoside analogues (oral antiviral drugs) **P262**

Results of a 5-year study in Constanta County, Romania

I.R. Parepa, A.I. Suceveanu, L. Mazilu, A.P. Suceveanu, A. Rusali, L. Cojocaru, D. Catrinoiu (CONSTANTA, RO)

THURSDAY, 19 APRIL 2018

Poster Sessions

- Prospective relationship between sleep duration and incidence of obesity in infants, children and adolescents: a systematic review and meta-analysis **P263**
M. A. Miller, M. Kruisbrink, J. Wallace, C. Ji, F.P. Cappuccio (Coventry, GB; Maastricht, NL)
- Magnesium orotate for the treatment of pre-existing hypertension and non-differentiable connective tissue dysplasia in pregnant women **P264**
I.R. Gaisin, D.V. Abbazova, A.S. Iskachakova, R.M. Valeeva, L.V. Shilina (Izhevsk, RU)
- Indapamide sustained-release is safe and effective in the treatment of post partial hypertension: results from an observational, case-control 12-month study **P265**
I.R. Gaisin, A.S. Iskachakova, L.V. Shilina, N.P. Sava (Izhevsk, RU)
- Arterial stiffness and cardiovascular risk factors in men aged 41-43 years **P266**
O. Isaykina, A. Alexandrov (Moscow, RU)

CARDIOVASCULAR NURSING

Cardiovascular nursing - Poster discussant:

- E. Lambrinou (Limassol, CY)* **P267**
- Improving feedback from national cardiac rehabilitation databases a study of nurses perceptions **P268**
C. Helmark, C.L. Egholm, M.B. Kousgaard, A.D. Zwisler, P. Doherty (Roskilde, Holbaek, Copenhagen and Nyborg, DK; York, GB)
- Do we fulfill the patients expectations of a coronary procedure? **P269**
A. M. Odell, L.G. Grip (Gothenburg, SE)
- Vascular access complications after percutaneous invasive procedure **P270**
S. Oliveira, A.M. Teodoro, F. Correia, F. Homem, H. Oliveira, N. Alves (Coimbra, PT)

BASIC SCIENCE

Basic science - Poster discussant:

- H. M. C. Kemps (Den Bosch, NL)* **P271**
- Effects of familiarisation on reliability of cardio-respiratory responses to external counter-pulsation therapy (ECP) **P272**
C. K.S. Lim, J. P. Buckley (Singapore, SG; Chester, GB)
- Exercise prevents age heart rate variability decline in the elderly: a systematic review and meta-analysis **P273**
J. Raffin, J.C. Barthelemy, V. Pichot, M. Berger, C. Montuy-Coquard, M. Thillays, R. Poillerat, R. Bouvier, B. Bongue, F. Roche, D. Hupin (Saint Etienne and Paris, FR)
- Acute cardiorespiratory responses to external counterpulsation therapy (ECP) **P274**
C. K.S. Lim, J. P. Buckley (Singapore, SG; Chester, GB)
- Features of diet and lipid exchange in Buryat adolescents with overweight **P275**
L. Rychkova, T. Bairova, V. Balzheva (Irkutsk, RU)
- The association of the mutations in gene TTN with sudden cardiac death **P276**
A. Ivanova, M. Maksimov, S. Malyutina, K. Kolesnik, A. Aleshkina, S. Savchenko, V. Novoselov, M. Voevoda (Novosibirsk, RU)
- Association of gene polymorphism and blood pressure level in adolescents with essential hypertension and hemostatic disorders **P277**
L. Rychkova, S. Bolshakova, M. Gomellya, T. Bairova, O. Bugun, O. Berdina (Irkutsk, RU)
- The role of bradykinin receptor type 2 for spontaneous extravasation in mice skin: Implications for nonallergic angioedema **P278**
T. Suvorova, M. Bisha, V.T. Dao, E. GholamrezaFahimi, M. Vogt, M. Van Zandvoort, M. Bas, F. Khosravani, G. Kojda (Duesseldorf, Aachen and Munich, DE)
- LEP rs2167270 and plasma leptin level in adolescents with overweight and obesity **P279**
L. Rychkova, T. Bairova, K. Ievleva, V. Balzheva, M. Rashidova, L. Kolesnikova (Irkutsk, RU)
- Effect of omega-3 fatty acids on the extracellular matrix and intracellular communication in the heart of hypertensive rats with altered thyroid status **P280**
M. Sykora, B. Seiffova Bacova, T. Soukup, M. Barancik, N. Tribulova (Bratislava, SK; Prague, CZ)

FRIDAY, 20 APRIL 2018

Morning Sessions

08:30 - 10:00

SYMPOSIUM

Linhart Hall

Diet and CVD: what's new?

Chairpersons: P. Marques-Vidal (Lausanne, CH); G. S. Tell (Bergen, NO)

By attending this session, participants will receive up to date knowledge on the importance of salt, sugar and fatty acids on cardiovascular diseases. These are topics that remain controversial.

- | | | |
|-------|---|-----|
| 08:30 | Salt: update on impact of salt on CVD burden and global initiatives to lower salt intake.
<i>F.P. Cappuccio (Leamington Spa, GB)</i> | 281 |
| 08:52 | Sugar: recent developments and ways to reduce sugar intake to prevent obesity and CVD.
<i>B. Jug (Ljubljana, SI)</i> | 282 |
| 09:15 | Fatty acids: new insights in the ongoing story of saturated fatty acids.
<i>I. Sluijs (Utrecht, NL)</i> | 283 |
| 09:37 | Improving dietary habits: what works?
<i>M. O'Flaherty (Liverpool, GB)</i> | 284 |

08:30 - 10:00

SYMPOSIUM

Kosovel Hall

Exercise and blood pressure in cardiovascular prevention: what can be achieved?

Chairpersons: J. Brguljan (Ljubljana, SI); K. Savonen (Kuopio, FI)

Exercise therapy in hypertension is an important treatment modality in cardiovascular prevention, both for primary and secondary prevention. The ESH/ESC Guidelines for the management of arterial hypertension include regular physical exercise as a treatment strategy. However, essential questions remain on how much exercise is needed to reduce BP in hypertension, how and to what extent exercise affects mortality in hypertensive patients and how exercise can be individually prescribed to optimize therapy strategies in manifest hypertension and in the primary prevention of hypertension. This session aims at giving an update on these issues based on the current literature and offers discussions on practical recommendations.

- | | | |
|-------|---|-----|
| 08:30 | Blood pressure behavior during exercise: physiologic control and pathophysiologic mechanisms
<i>J. Niebauer (Salzburg, AT)</i> | 285 |
| 08:52 | Exercise, blood pressure and cardiovascular health: role of vascular biomarkers
<i>H. Hanssen (Basel, CH)</i> | 286 |
| 09:15 | Target blood pressure and clinical outcome: what can be achieved by exercise?
<i>P. Leeson (Oxford, GB)</i> | 287 |
| 09:37 | Recommendations for exercise prescription in hypertension: an update
<i>M. Guazzi (San Donato Milanese, IT)</i> | 288 |

08:30 - 10:00

SYMPOSIUM

Stih Hall

Cardiac Rehabilitation: From hospital to community

Joint Session with the Japanese Association of Cardiac Rehabilitation

Chairpersons: H. Itoh (Tokyo, JP); J. Perk (Oskarshamn, SE)

In the yearly joint session the cardiac rehabilitation picture in Europe and Japan will be compared. Recent data about the feasibility and effectiveness of training modalities in different settings residential and community-based will be presented.

- | | | |
|-------|--|-----|
| 08:30 | Cardiac rehabilitation in Japan: Methods and Results
<i>S. Makita (Hidaka, JP)</i> | 289 |
| 08:52 | Cardiac Rehabilitation in Europe: Methods and Results
<i>A. Abreu (Lisboa, PT)</i> | 290 |
| 09:15 | Fasttrack residential cardiac rehabilitation in Europe
<i>M. Ambrosetti (Cunardo, IT)</i> | 291 |
| 09:37 | Community based cardiac rehabilitation in Japan
<i>S. Sato (Tokorozawa, JP)</i> | 292 |

FRIDAY, 20 APRIL 2018

Morning Sessions

08:30 - 10:00

YOUNG INVESTIGATOR AWARD ABSTRACTS

E3

Young investigator award session III - Exercise Basic & Translational Research (EBTR)

Chairpersons: J. A. Laukkanen (Jyvaskyla, FI); T. Karlsen (Bodo, NO)

Judge(s): M. Wilhelm (Bern, CH); M. Simonenko (Saint-Petersburg, RU); E. Van Craenenbroeck (Edegem, BE); T. Moholdt (Trondheim, NO)

Six abstracts selected for their outstanding quality. Finalists will be presenting their research in front of an appreciative audience, chairpersons and judges expert in the topic. A winner will be awarded a diploma and a prize of €500.

- What is best for women? The effects of aerobic interval training and moderate-intensity continuous exercise on physical and mental health in women with heart disease **293**
J.L. Reed, M.L. Keast, R.A. Beanlands, A.Z. Blais, A.L. Pipe, H.E. Tulloch (Ottawa, CA)
- The relation between insulin resistance on longitudinal changes in left ventricular structure and function in a general population **294**
N. Cauwenberghs, J. Knez, L. Thijs, F. Haddad, W.Y. Yang, F.F. Wei, T. Vanassche, J.A. Staessen, T. Kuznetsova (Leuven, BE; Ljubljana, SI; Stanford, US)
- Moderate walking speed predicts 3-years hospitalisation in hypertensive patients with cardiovascular disease **295**
C. Merlo, N. Sorino, J. Myers, B. Sassone, G. Pasanisi, S. Mandini, F. Guerzoni, N. Napoli, F. Conconi, G. Mazzoni, G. Chiaranda, G. Grazi (Ferrara, Cento (Ferrara), Lagosanto (Ferrara) and Bologna, IT; Palo Alto, US)
- Increased heart rate does not explain the cardiac Troponin increase following strenuous exercise - the NEEDED 2014 advanced heart rate monitor substudy **296**
M. Bjorkavoll-Bergseth, O. Kleiven, T. Melberg, O. Skadberg, B. uestad, K. M. Aakre, K. R. J. Oskal, M. A. Nygaard, S. Niedermueller, K. Engan, T. Eftestol, S. Orn (Stavanger and Bergen, NO)
- Predictors of response to exercise training in patients with coronary artery disease: a sub-analysis of the SAINTEX CAD study **297**
I. Witvrouwen, N. Pattyn, A.B. Gevaert, N. Possemiers, A.H. Van Craenenbroeck, V. Cornelissen, L. Van Hees, P.J. Beckers, E.M. Van Craenenbroeck (Antwerp and Leuven, BE)
- Effects of cyborgtype robot suit HAL on cardiopulmonary burden during exercise in normal subjects **298**
Y.J. Pak, A. Koike, H. Watanabe, T. Terai, H. Kubota, Y. Takayanagi, M. Takahashi, H. Konno, I. Nishi, H. Kawamoto, A. Sato, K. Aonuma (Tsukuba, JP)

10:00 - 11:00

SPECIAL EVENT

Stih Hall

EAPC General Assembly

- 10:00 President's report A new structure to shape our future
D.E. Grobbee (Utrecht, NL)
- 10:20 EAPC Finances: report from the Treasurer
M. Guazzi (San Donato Milanese, IT)
- 10:25 Become a Young EAPC Ambassador
F. D'Ascenzi (Siena, IT)
- 10:30 Future development on Membership
P. Dendale (Hasselt, BE)
- 10:35 EJPC: 5 key reasons to submit your publications
M. F. Piepoli (Piacenza, IT)
- 10:40 Networking break: meet & greet new members and EAPC leadership in a relaxed and friendly atmosphere



FRIDAY, 20 APRIL 2018

Morning Sessions

10:00 - 11:00

MODERATED POSTERS

Moderated Poster Area

Moderated Poster Session III

Chairpersons: P. Jankowski (Krakow, PL); A. J. Kinsara (Jeddah, SA)

Posters are on display in the exhibition area from 08:30 until 18:00.

During the session (10:00 - 11:00), each poster presenter will have 5 minutes to briefly summarise their poster to the moderators in front of a dedicated audience. A question-and-answer period of 2 minutes follows each presentation.

- Estimation risk for developing recurrent stroke in young adults with ischemic strokes using the Essen Stroke Risk Score: do women and men had differences risk? **299**
J. Suwanno, J.U.K. Suwanno, K. Angkun, K. Rajborirug (Thasala, Nakhon Si Thammarat and Hat Yai, Songkhla, TH)
- Serum ceramides predict residual cardiovascular death risk in statin treated patients with stable coronary artery disease **300**
R. Laaksonen, M. Hilvo, R. Hurme, O. Nygard (Espoo, FI; Bergen, NO)
- A quality improvement project to facilitate annual cardiovascular disease risk assessment in Rheumatoid Arthritis patients: A MidWestern experience **301**
M.U. Khan, U.A. Khan, F. Adee, S. Alwin, E. Maher, J. Devlin, A. Fraser (Limerick and limerick, IE)
- Indications for lowering LDL Cholesterol in Rheumatoid Arthritis: An unrecognized problem **302**
M.U. Khan, U.A. Khan, F. Adee, E. Maher, J. Devlin, A. Fraser (Limerick and limerick, IE)
- Trends in mortality for selected cardiovascular diseases in Croatia between 2001-2016 **303**
V. Kralj, P. Cukelj, M. Sekerija, I. Brkic Bilos (Zagreb, HR)
- Serum uric acid level predicts adverse outcomes after myocardial revascularization or cardiac valve surgery **304**
S. Geroldi, D. Lazzeroni, M. Bini, U. Camaiora, P. Castiglioni, L. Moderato, D. Bosi, P.T. Ugolotti, L. Brambilla, V. Brambilla, P. Coruzzi (Parma and Milan, IT)
- Risk factors and preventive management of men and women with peripheral artery disease **305**
B. Jug, E.K. Merzel, A. Milanovic, Z. Fras (Ljubljana, SI)
- Agreement between cardiovascular disease risk assessment tools in the arabian gulf countries population **306**
A. Oulhaj, A. Shehab, K. Al Rasadi, W. Mahmeed (Al Ain and Abu Dhabi, AE; Muscat, OM)
- Risk of cardiovascular events in a population with type 2 diabetes and metabolic dyslipidemia without atherosclerotic cardiovascular disease receiving statin therapy **307**
J. S. Rana, J.Y. Liu, H.H. Moffet, R.J. Sanchez, I. Khan, A.J. Karter (Oakland, Tarrytown and Bridgewater, US)
- Functional capacity in morbid obesity: Stress echocardiography and cardiopulmonary exercise testing in assessment of diastolic function **308**
I. Nedeljkovic, S. Polovina, D.V. Radenkovic, M. Banovic, N. Dikic, A. Djordjevic Dikic, V. Giga, J. Stepanovic, B.D. Beleslin, O.M. NedeljkovicArsenovic, D. Micic (Belgrade, RS)

11:00 - 12:30

SYMPOSIUM

Linhart Hall

Beyond medicines. Evidence of particular foodstuff for cardiovascular prevention and management

Chairpersons: I. M. Graham (Wicklow, IE); M. Verschuren (Bilthoven, NL)

Know the pros and cons of nutraceuticals in the prevention of cardiovascular risk factors

- 11:00 Red rice yeast **309**
To be announced
- 11:22 Cheese and dairy products **310**
D. S. Thelle (Goteborg, SE)
- 11:45 Soy **311**
M. Ruscica (Milan, IT)
- 12:07 Combined nutraceuticals **312**
M. Banach (Lodz, PL)

FRIDAY, 20 APRIL 2018

Morning Sessions

11:00 - 12:30 **SYMPOSIUM** **Kosovel Hall**

Update: Exercise in heart failure

Chairpersons: M. Halle (Munich, DE); M. Guazzi (San Donato Milanese, IT)

11:00	Novel insights on pathophysiology of HFpEF. <i>V. Adams (Dresden, DE)</i>	313
11:22	Differences between spirometric data from HFrEF and HFpEF. <i>P. J. M. Beckers (Edegem, BE)</i>	314
11:45	Determinants of exercise capacity in HFpEF and HFrEF. <i>G. Bajraktari (Prishtina, XK)</i>	315
12:07	Novel clinical data from randomized exercise intervention trials in HFpEF and HFrEF. <i>A. Duvinage (Munich, DE)</i>	316

11:00 - 12:30 **SPECIAL SESSION** **Stih Hall**

EAPC Young Community session New Fields in Preventive Cardiology

Chairpersons: S. Sharma (London, GB); G. E. Pielelesis (Bristol, GB)

11:00	Congenital heart defects and exercise. Promoting health while controlling the risks. <i>S. S. Busnatu (Bucharest, RO)</i>	317
11:22	Cardiac rehabilitation for patients after Mitraclip. <i>T. Schmidt (Bad Rothenfelde, DE)</i>	318
11:45	A cardiovascular prevention strategy for each age. Building health during each phase of life. <i>O. Sivakova (Moscow, RU)</i>	319
12:07	How to interpret the ECG of children practicing sports: can current recommendations be applied in pre-adolescent athletes? <i>G. McClean (Doha, QA)</i>	320

11:00 - 12:30 **RAPID FIRE ABSTRACTS** **E3**

Rapid Fire Session II

Chairpersons: C.H. Davos (Athens, GR); N. Kraenkel (Berlin, DE)

Fast-paced and interactive session including presentation of 8 topic related abstracts.

Each presentation will be followed by questions and discussions with the audience moderated by the Chairpersons.

11:00	Evaluation of outpatient phase III cardiac rehabilitation in Austria <i>V. Grote, P. Fasching, H. Brandstaetter, H. Puff, J. Sykora (Klagenfurt, AT)</i>	321
11:11	Internet-based cognitive behavior therapy for symptoms of depression and anxiety among patients with a recent myocardial infarction: the UCARE Heart randomized trial <i>F. Norlund, E. Wallin, M.G. E. Olsson, J. Wallert, G. Burell, L. Von Essen, C. Held (Uppsala, SE)</i>	322
11:22	Higher peak oxygen uptake is associated with higher left ventricular mass <i>M.R.P. Markus, T. Ittermann, S. Gross, M. Bahls, R. Ewert, S. Glaeser, H. Voelzke, S.B. Felix, R. Buelow, M. Doerr (Greifswald, DE)</i>	323
11:33	Aggregate biomarker-based risk model to predict adverse outcomes in patients with stable coronary artery disease <i>P. Sandesara, J. Khambhati, A. SammanTahhan, M. Topel, Y. Ko, L. Sperling, A. Quyyumi (Atlanta, US)</i>	324
11:45	Social determinants of health and lifestyle behaviours as linking pathways in the english longitudinal study of ageing: the ATHLOS project <i>N. Kollia, F.F. Caballero, A. SanchezNiubo, S. Tyrovolas, J.L. AyusoMateos, J.M. Haro, S. Chatterji, D. B. Panagiotakos (Athens, GR; Madrid and Barcelona, ES; Geneva, CH)</i>	325

FRIDAY, 20 APRIL 2018

Lunch-time Sessions

11:56	Disparities in stroke and cardiovascular mortality outcomes in aboriginal and non-aboriginal western australians hospitalised with atrial fibrillation <i>L. Nedkoff, E. Kelyt, J. Hung, S. Thompson, J.M. Katzenellenbogen (Perth, AU)</i>	326
12:07	Marked underdiagnosis and undertreatment of hypertension in Rheumatoid Arthritis: A large gap to close <i>M.U. Khan, U.A. Khan, F. Adeeb, E. Maher, J. Devlin, A. Fraser (Limerick and limerick, IE)</i>	327
12:18	Multimorbidity and prediction of the 10year survival rate in rheumatoid arthritis <i>I.V. Osipova, J. Starodubova (Barnaul, RU)</i>	328

12:45 - 13:45

SATELLITE SYMPOSIUM

Linhart Hall

New opportunities in cardiac rehabilitation

Sponsored by SERVIER

Chairpersons: A. Cohen-Solal (Paris, FR); Z. Fras (Ljubljana, SI)

Whereas Cardiac Rehabilitation (CR) originated as an exercise program primarily for middleaged male patients with coronary heart disease, usually after a myocardial infarction and/or coronary artery bypass surgery, the range of eligible diagnoses and applications for CR has broadened over time. Several telerehabilitation strategies for coronary artery disease and heart failure patients have as a primary aim to improve cardiac patient care, also after the acute cardiac event. Therapeutic strategies could be associated with CR and therefore improve the outcome of cardiovascular.

12:45	Introduction: New opportunities in cardiac rehabilitation <i>Z. Fras (Ljubljana, SI)</i>	329
12:50	E-health in clinical practice <i>M.C. Iliou (Issy Les Moulineaux Cedex, FR)</i>	330
13:05	New targeted population for cardiac rehabilitation <i>D. Gaita (Timisoara, RO)</i>	331
13:20	Optimizing treatments in cardiac rehabilitation <i>V.M. Volterrani (Rome, IT)</i>	332
13:40	Conclusion: New opportunities in cardiac rehabilitation <i>A. Cohen-Solal (Paris, FR)</i>	333

12:45 - 13:45

SATELLITE SYMPOSIUM

Kosovel Hall

Inflammation in atherosclerosis: translating science into practicable solutions

Sponsored by Novartis Pharma AG

Chairpersons: U. Landmesser (Berlin, DE)

After this session, participants will be able to understand:

- The role of inflammation in atherosclerosis.
- That "residual inflammatory risk" is distinct from "residual cholesterol risk" as an independent risk factor for atherosclerosis.
- That residual inflammatory risk can be easily diagnosed with available biomarkers - e.g. elevated HsCRP
- The role for tailored therapeutic strategies to reduce residual inflammatory risk and improve outcomes for post-MI patients.

12:45	Welcome and introduction: Inflammation in atherosclerosis: translating science into practicable solutions. <i>U. Landmesser (Berlin, DE)</i>	334
12:48	Inflammation in atherosclerosis: translating science into practicable solutions. <i>P. Libby (Boston, US)</i>	335
13:08	Clinical residual cardiovascular risk: what are the markers? <i>W. Koenig (Munich, DE)</i>	336
13:28	Advancing standard of care in postmyocardial infarction (MI) patients with elevated high sensitivity C-reactive protein (hsCRP) <i>U. Landmesser (Berlin, DE); P. Libby (Boston, US); W. Koenig (Munich, DE)</i>	337
13:43	Summary and closure: Inflammation in atherosclerosis: translating science into practicable solutions <i>U. Landmesser (Berlin, DE)</i>	338

FRIDAY, 20 APRIL 2018

Afternoon Sessions

12:45 - 13:45

SATELLITE SYMPOSIUM

Stih Hall

Echocardiographic assessment of the athlete - Novel tools and concepts.

Sponsored by Canon Medical Systems Europe.

Chairpersons: M Papadakis (London, GB) - K Yiangou (Nicosia, CY)

12:45	What is speckle tracking and what does it provide me to assess cardiac function? <i>WJ Gorissen (Zevenhuizen,NL)</i>	54
13:05	Evaluating training adaptations vs cardiac disease in athletes by echocardiography. <i>M Sitges (Barcelona,ES)</i>	55
13:25	The role of exercise stress echocardiography in sports cardiology. <i>G E Pieles (Bristol,GB)</i>	56

Learning Objectives: The learning objectives of this educational event are:

- to understand the specific demands of investigating adolescent elite athletes
- to learn about advanced echocardiographic functional imaging tools in athletes
- to understand myocardial functional adaptations to elite training in childhood and adolescence
- to understand cardiac and myocardial mechanics and physiology during exercise in healthy athletes
- to learn about the role myocardial deformation (strain) imaging in the assessment of athletes
- to understand the role of echocardiography in the diagnosis of pathology in athletes

14:00 - 15:30

SYMPOSIUM

Linhart Hall

What is new in the management of people with CHD? EUROASPIRE V survey on cardiovascular disease prevention and diabetes

Chairpersons: Z. Fras (Ljubljana, SI); D.E. Grobbee (Utrecht, NL)

14:00	New challenges in implementation of CVD prevention in clinical practice. <i>K. Kotseva (London, GB)</i>	339
14:22	Lifestyle, blood pressure and lipids management. <i>G. De Backer (Sint Martens Latem, BE)</i>	340
14:45	Identifying and managing dysglycaemia and diabetes. <i>L. Ryden (Stockholm, SE)</i>	341
15:07	Implications for clinical practice. <i>D. A. Wood (London, GB)</i>	342

14:00 - 15:30

SYMPOSIUM

Kosovel Hall

Women are different: what is the impact on exercising?

Chairpersons: E. Prescott (Copenhagen, DK); E. Van Craenenbroeck (Edegem, BE)

Cardiovascular risk is distributed differently among men and women and sex hormones affect metabolism as well as exercise performance. Should women and men therefore follow different exercise programmes? What keeps men and women motivated to exercise regularly, and which physical handicaps - such as incontinence - keeps them from exercising? This session invites us to re-think and discuss whether we should design exercise-based lifestyle interventions differently for male and female patients.

14:00	Cardiovascular Risk distribution in men and women: Molecular Mechanisms. <i>V. Regitz-Zagrosek (Berlin, DE)</i>	343
14:22	What can we learn from the athletes? Exercise parameters in men and women. <i>S. Sharma (London, GB)</i>	344
14:45	Gender differences in response to exercise training in the general population and in patients with cardiovascular diseases. <i>T. Moholdt (Trondheim, NO)</i>	345
15:07	Motivation and obstacles - What keeps women and men from exercising? <i>A. H. E. M. Maas (Nijmegen, NL)</i>	346

FRIDAY, 20 APRIL 2018

Afternoon Sessions

14:00 - 15:30**FEATURED SYMPOSIUM****Stih Hall****New technologies for diagnosing arrhythmias in athletes**

Chairpersons: K. Azman Juvan (Ljubljana, SI); A. Pelliccia (Rome, IT)

1. *Clinical management of the athlete with palpitations/arrhythmias (a common clinical issue),*
2. *The role of evolving technologies in rhythm diagnosis,*
3. *Learn when to consider referral of the athlete for EPS and what may be gained*

14:00	Diagnostic approach to the athlete with palpitations <i>A. Biffi (Rome, IT)</i>	347
14:22	Implantable loop recorders, handhelds and wearables: what is the best diagnostic tool? <i>F. Carre (Rennes Cedex, FR)</i>	348
14:45	Imaging and arrhythmias <i>A. La Gerche (Melbourne, AU)</i>	349
15:07	Indications for an electrophysiological study in athletes <i>A. G. Stuart (Bristol, GB)</i>	350

14:00 - 15:30**HOW-TO SESSION****E3****State-of-the-art exercise prescription in patients with cardiovascular disease by the EXPERT tool**

Chairpersons: M.C. Iliou (Issy Les Moulineaux Cedex, FR); H. Voller (Rudersdorf, DE)

The prescription of exercise in rehabilitation should be evidence based. To guarantee a high standard with consideration of modifiers a digital training and decision support system could be a helpful tool

14:00	Exercise prescription in cardiovascular patients: do we need an EXPERT tool. <i>D.R.M.J. Hansen (Hasselt, BE)</i>	351
14:22	Exercise prescription in a case of diabetes with multiple other cardiovascular risk factors. <i>J. Niebauer (Salzburg, AT)</i>	352
14:45	Exercise prescription in a case of coronary artery disease. <i>P. Doherty (York, GB)</i>	353
15:07	Exercise prescription in a case of heart failure disease. <i>F. Edelmann (Berlin, DE)</i>	354

15:30 - 16:30**MODERATED POSTERS****Moderated Poster Area****Moderated Poster Session IV**

Chairpersons: G. Bajraktari (Prishtina, XK); M. F. Piepoli (Piacenza, IT)

*Posters are on display in the exhibition area from 08:30 until 18:00.**During the session (15:30-16:30), each poster presenter will have 5 minutes to briefly summarise*

	Ventricular assist device implantation is associated with higher levels of physical activity in patients with advanced heart failure <i>N. Moreno Suarez, S. Liew, R. Larbalestier, L. Dembo, A. Maiorana (Perth, AU)</i>	355
	Respiratory muscle weakness predicts all-cause mortality in chronic heart failure patients with preserved left ventricular ejection fraction <i>N. Hamazaki, T. Masuda, K. Kamiya, R. Matsuzawa, K. Nozaki, S. Tanaka, M. Tabata, E. Maekawa, C. Noda, M. YamaokaTojo, J. Ako (Sagamihara and Toyohashi, JP)</i>	356
	Inverse association between cardio-respiratory fitness estimated by a 1km moderate treadmill walk and mortality in hypertensive patients with cardiovascular disease <i>N. Sorino, C. Merlo, J. Myers, B. Sassone, G. Pasanisi, S. Mandini, F. Conconi, G. Mazzoni, G. Chiaranda, G. Grazi (Ferrara, Cento, Lagosanto and Bologna, IT; Palo Alto, CA, US)</i>	357

FRIDAY, 20 APRIL 2018

Afternoon Sessions

Successful diabetes prevention the Prevention First longitudinal study (PFLS) <i>J. Scholl, P.U. Kurz (Rüdesheim am Rhein, DE)</i>	358
Accelerated cardiovascular disease incidence and progression by increasing levels of hypercholesterolemia in population with existing cardiovascular disease. <i>I. Roman Degano, M. Garcia, R. Ramos, A. Zamora, M. Comas-Cufi, A. Frances, J. Marrugat (Madrid/Barcelona, Girona and Barcelona, ES)</i>	359
Effectiveness of CHA2DS2-VASc based decision support on stroke prevention in atrial fibrillation: A cluster randomized trial in general practice <i>S. Van Doorn, F.H. Rutten, C.M. O' Flynn, R. Oudega, A.W. Hoes, K.G.M. Moons, G.J. Geersing (Utrecht, NL)</i>	360
Effect of depression on allcause mortality in patients with congestive heart failure and implanted cardiac devices <i>G.S. Pushkarev, V.A. Kuznetsov, Y.A. Fisher, A.M. Soldatova, T.N. Enina (Tomsk, RU)</i>	361
Employment status after myocardial infarction in young patients <i>A.M. Andronescu, C.S. Stamate, A.C. Nechita, R.L. Ploesteanu, M. Dorobantu (Bucharest, RO)</i>	362
Secondary prevention in octogenarians admitted with an acute coronary syndrome: does age matters? <i>P.M. Azevedo, J. Bispo, D. Carvalho, D. Bento, J. Guedes, T. Mota, S. Pereira, W. Santos, J. Mimoso, I. Jesus (Faro, PT)</i>	363
Effects of exercise training type and duration in patients with peripheral artery disease: a randomised controlled trial <i>M. Novakovic, T. Kambic, B. Krevel, T. Vizintin Cuderman, Z. Fras, B. Jug (Ljubljana, SI)</i>	364

16:30 - 18:00

SYMPOSIUM

Linhart Hall

High intensity interval training as a rehabilitation model in coronary artery disease: what's the evidence?

Chairpersons: P. Dendale (Hasselt, BE); T. Berger (Freistadt, AT)

The symposium will provide an overview of high intensity interval training as a rehabilitation model in coronary artery disease. Enhanced knowledge of the effects of high intensity interval training features on cardiovascular function from healthy to cardiac patients will be introduced. The optimal high intensity interval training protocol as well as safety issues will be discussed.

16:30	High intensity interval training vs. moderate intensity training: cardiovascular adaptations. <i>O. J. Kemi (Glasgow, GB)</i>	365
16:52	High intensity interval training vs. moderate intensity training: CVD risk factors. <i>L. E. M. Vanhees (Leuven, BE)</i>	366
17:15	Optimal high intensity interval training protocol for cardiac patients. <i>P.M. Meyer (Geneva, CH)</i>	367
17:37	High intensity interval training in practice: feasibility, safety, homebased training. <i>M. Halle (Munich, DE)</i>	368

16:30 - 18:00

DEBATE SESSION

Kosovel Hall

The obesity debate

Chairpersons: C.H. Davos (Athens, GR); N. D. Wong (Irvine, US)

This pro and con session should clarify how to handle obesity in different stages of prevention and diagnosis.

16:30	Obesity is a cardiovascular risk factor PRO. <i>C.H. Davos (Athens, GR)</i>	369
16:52	Obesity is a cardiovascular risk factor CONTRA. <i>W. Doehner (Berlin, DE)</i>	370
17:15	Normal weight obesity and metabolic healthy obesity: clarifications of definitions. <i>E. Standl (Munich, DE)</i>	371
17:37	Fitness, physical activity and the obesity paradox in coronary heart disease. <i>T. Moholdt (Trondheim, NO)</i>	372

FRIDAY, 20 APRIL 2018

Afternoon Sessions

16:30 - 18:00 **SYMPOSIUM** **Stih Hall**

Disease management in congestive heart failure and the role of telemedicine.
 Chairpersons: D.A.O. De Bacquer (Ghent, BE); D. B. Panagiotakos (Athens, GR)
Disease management in congestive heart failure (CHF) patients is suboptimal, indicated by insufficient uptake of evidencebased clinical practice guidelines. Homebased management programs using telemonitoring demonstrate improved adherence behaviors and significant clinical improvements in this patient population. This session aims to provide a state of the art overview of risk modelling in CHF, and to outline the role of telemonitoring in improved disease management.

- 16:30 Risk modelling in congestive heart failure patients. **373**
S. Pardaens (Ghent, BE)
- 16:52 How Telemedicine might impact on congestive heart failure patients. **374**
S. Nodari (Brescia, IT)
- 17:15 Preventing hospitalizations of congestive heart failure patients through telemonitoring. **375**
C. Slemenik Pusnik (Slovenj Gradec, SI)
- 17:37 HeartMan: the development of a personal decisionsupport application for the management of heart failure. **376**
M. Lustrek (Ljubljana, SI)

16:30 - 18:00 **YOUNG INVESTIGATOR AWARD ABSTRACTS** **E3**

Young investigator award session IV - Prevention, Epidemiology & Population Science (PEP)
 Chairpersons: M. Verschuren (Bilthoven, NL); P. MarquesVidal (Lausanne, CH)
 Judge(s): J. P. S. Sawhney (New Delhi, IN); V. Vassiliou (Cambridge, GB);
 E. Di Angelantonio (Cambridge, GB); H. Itoh (Tokyo, JP)
Six abstracts selected for their outstanding quality. Finalists will be presenting their research in front of an appreciative audience, chairpersons and judges expert in the topic. A winner will be awarded a diploma and a prize of €500.

- Influence of physical fitness and activity on advanced glycation end-products accumulation in children **377**
S. Koechli, K. Endes, M. Trinkler, M. Mondoux, L. Zahner, H. Hanssen (Basel, CH)
- The effectiveness of smartphoneapplication for lifestyle improvement in noncommunicable diseases: a systematic review and meta-analyses **378**
P.L. Lunde, B.B.N. Nilsson, A.B. Bergland, K.J.K. Kvaerner, A.B. Bye (Oslo, NO)
- Prognostic impact of nonobstructive coronary artery disease: a coronary computed tomographic study **379**
D. Kosuta, Z. Fras, B. Jug (Ljubljana, SI)
- Normal-weight central obesity and long-term cardiovascular events: a prospective populationbased cohort study. **380**
J. R. Medinalnojosa, M. Supervia, J.B. Batsis, V.K. Somers, R. Rodeheffer, M. Vinciguerra, F. Lopez-Jimenez (Rochester, US; Brno, CZ)
- Autonomic nervous system might be key for the low dose health benefits in older people. **381**
The PROOF cohort study.
D. Hupin, V. Pichot, M. Gare, J. Raffin, M. Berger, S. Celle, P. Edouard, J.C. Barthelemy, F. Roche (Saint-Etienne, FR)
- CystatinC and CD14 in plasma extracellular vesicles are associated with both renal dysfunction and heart failure in patients presenting with dyspnoea **382**
L. Willemsen, C.S.P. Lam, Y.N. Zhang, I. Ibrahim, S.B.S. Ooi, W.S. Kuan, S.P. Chan, L.M. Peelen, D.E. Grobbee, A.M. Richards, D.P.V. De Kleijn (Utrecht, NL; Singapore, SG)

FRIDAY, 20 APRIL 2018

Poster Sessions

08:30 - 18:00

POSTER SESSION

Poster Area

Poster Session 2

Posters to be on display between 08:30 - 18:00

Poster viewing tours and discussion question: during coffee the break from 10:00 - 11:00. Presenters are required to be by their poster in order to discuss the poster with the audience.

ARRHYTHMIAS AND DEVICE THERAPY

Arrhythmias and device therapy - Poster discussant:

T. Berger (Freistadt, AT)

P383

The frequency of cardiac arrhythmias in people with obesity and metabolic syndrome

A. Novakovic, S. Kostic (Niš and Niska Banja, Nis, RS)

P384

SCN5A polymorphisms associated with familys wolff-parkinson-white syndrome among a russian population

A. Chernova, I. I. Lebedeva, S. Y.U. Nikulina (Krasnoyarsk, RU)

P385

Classification of extrasystolic arrhythmia from the point of its functional importance

O. A. Germanova (Samara, RU)

P386

Predictive performance of the CHA2DS2-VASC rule in atrial fibrillation: a systematic review and meta-analysis

S. Van Doorn, T.P.A. Debray, F. Kaasenbrood, A.W. Hoes, F.H. Rutten, K.G.M. Moons, G.J. Geersing (Utrecht, NL)

P387

Predictors of atrial fibrillation progression in patients with congestive heart failure

V. Podzolkov, A. Tarzimanova, M. Pisarev, R. Gataulin (Moscow, RU)

P388

An early evaluation of atrial fibrillation, could decrease the average stay in orthopaedic surgery?

A. M. Garrido Castro, P. Losada Mora, J.L. Carrillo Linares (Malaga, ES)

P389

An early evaluation of atrial fibrillation, could decrease the average stay in vascular surgery?

P. Losada Mora, A. M. Garrido Castro, J.L. Carrillo Linares (Malaga, ES)

P390

Pathological values of high sensitive troponin in hospitalized patients with paroxysmal atrial fibrillation

E. Foukarakis, K. Zekios, M. Pitarokoilis, E. Rogdakis, P. Tzortzakis, A. Papoutsakis, G. Giannias, E. Kouroupakis, S. Staurakis, E. Leonidou, A. Katsiavos, P. Kafarakis, G. Garidas (Iraklion Crete, GR)

P391

Effect of revalidation on patients after AF ablation

J. Pirotte (Bouge, BE)

P392

An early evaluation of atrial fibrillation, could decrease mortality in orthopaedic surgery?

A. M. Garrido Castro, P. Losada Mora, J.L. Carrillo Linares (Malaga, ES)

P393

HEART FAILURE

Heart failure - Poster discussant:

F. Edelmann (Berlin, DE)

P394

Predictors of mid-term re-hospitalizations and mortality rates in Bulgarian patients with HFpEF

R.P. Pancheva, R.P. Pancheva, N.R. Runev, N.R. Runev, R.P. Pancheva, N.R. Runev, E.M. Manov, E.M. Manov, B.S. Stoimenov, B.S. Stoimenov, E.M. Manov, B.S. Stoimenov, D.V. Vassilev, D.V. Vassilev, D.V. Vassilev (Sofia, BG)

P395

Efficacy of long lasting therapy with ramipril and eprosartan on diastolic dysfunction, functional class of HFpEF and insulin resistance in hypertensives

N. Sapojnik, A.P. Caraush, M.A. Caraush, A.I. Bitca, C.D. Roibu (Chisinau, MD)

P396

Effect of individual therapeutic management of newonset atrial fibrillation for duration of chronic heart failure

I. Ilchenko, Y. Shaposhnikova (Kharkiv, UA)

P397

Impact of sacubitril/valsartan on functional exercise capacity and quality of life in patients with heart failure with reduced ejection fraction

C. Mantis, A. Anadiotis, S. Patsiliniakos (Athens, GR)

P398

Reverse myocardial remodeling after aerobic training in heart failure patients

T. Lelyavina, M.Y.U. Sitnikova, V.L. Galenko, P.S. Kozlov, M.A. Bortzova, E.A. Demchenko (Saint Petersburg, RU)

P399

Mitral Balloon Valvuloplasty: risk factors for lack of success, severe mitral regurgitation and major complications

I.P. Borges De Aragao, E.C.S. Peixoto, R.T.S. Peixoto, M.P. Nascimento, R.T.S. Peixoto, L.L.B. Bandeira, I.L.P.B. Anjos, T.L.S. Macedo, C.T. Santos, D.M. Rebello, S.M.B.W. Vilagra, M.M. Vilagra, L.W. Vilagra, V.F. Marcolla, A.A.B. Aragao (Rio de Janeiro, BR)

P400

FRIDAY, 20 APRIL 2018

Poster Sessions

- Gender differences in clinical presentation and management for elderly patients with congestive heart failure in a tertiary care hospital **P401**
C. Vlad, M. Valeanu (Cluj Napoca, RO)
- Comparative epidemiological study of risk factors, etiology and causes of re-hospitalization due to decompensated chronic heart failure patients. **P402**
P. Ralica, R.P. Pancheva, N.R. Runev, E.M. Manov, B.S. Stoimenov, E.D. Dimchovski, D.V. Vassilev (Sofia, BG)
- Hyponatremia in patients with chronic heart failure: prevalence and risk factors **P403**
A.N. Zagoruiko, N.T. Vatutin, A.N. Shevelok (Donetsk, UA)
- Non-response predictors to physical training in heart failure patients **P404**
V.L. Galenko, T.A. Lelyavina, M.Y. Sitnikova (SaintPetersburg, RU)
-
- CORONARY ARTERY DISEASE, ACUTE CORONARY SYNDROMES, ACUTE CARDIAC CARE**
- Coronary artery disease, acute coronary syndromes, acute cardiac care - Poster discussant:** **P405**
H. HASAN ALI (Assiut University Hospitals, Assiut, EG)
- The relationship between carotid intima-media thickness and baroreflex sensitivity in coronary artery disease and type 2 diabetes patients **P406**
M. Gois, R. Polaquini Simoes, S.C.G. M, V.C. Kunz, P. Driusso, H.S. Hirakawa, A. Porta, A.M. Catai (Sao Carlos and São Paulo, BR; Milan, IT)
- Non-st-elevation acute coronary syndrome in peri and postmenopausal women: risks and features of the current **P407**
V.V. Protsko, T.M. Solomenchuk (Lviv, UA)
- Effects of adherence to lipid-lowering therapy on coronary plaques composition in patients with CAD **P408**
H. El Manaa, P.H.Y.U. Kopylov, D.Y.U. Shchekochikhin, A.A. Lomonosova, D.G. Gogniyeva, N.A.Gogiberidze (Moscow, RU)
- Systolic blood pressure peak responses to submaximal isometric exercise in coronary artery disease patients: effects of different performed-position **P409**
M. Gois, R. Polaquini Simoes, V.C. Kunz, C.M. Pastre, A.M. Catai (Sao Carlos, São Paulo and Presidente Prudente, BR)
- Participation in cardiac rehabilitation is associated with low risk of cardiovascular events in acute myocardial patients **P410**
H. Origuchi (Kitakyushu, JP)
- Chronic inflammation and oxidative stress in the pathogenesis of primary microvascular angina **P411**
I. A. Leonova, O. Zaharova, S. Boldueva, L. Gaykovaya (StPetersburg, RU)
- Correlation of age and iron deficiency in patients with coronary artery disease **P412**
A. Gomiscek, P. Haller, C. Wegmayr, E. Piackova, M. Rohla, K. Huber (Vienna, AT)
- Intervention and analysis of independent risk factors for death or events **P413**
I.P. Borges De Aragao, E.C.S. Peixoto, R.T.S. Peixoto, R.T.S. Peixoto, I.L.P.B. Anjos, L.L.B. Bandeira, C.T. Santos, T.L.S. Macedo, T.P.S. Alves, L.W. Vilagra, H.W. Vilagra, S.M.B.W. Vilagra, M.M. Vilagra, V.F. Marcolla, A.A.B. Aragao (Rio de Janeiro, BR)
- Electrocardiographic parameters, size infarction, time to reperfusion, average hospital stay and cardiovascular mortality in patients with acute left circumflex occlusion. **P414**
P. Perez Díaz, A. Jurado Roman, I. Sanchez Perez, M.T. Lopez Lluva, R. Maseda Uriza, J. Piqueras Flores, J.A. Requena Ibanez, J. Abellan Huerta, F. Lozano Ruiz Poveda (Ciudad Real, ES)
- Fiveyear outcomes of percutaneous coronary interventions in a single centre without surgical backup **P415**
B. Fouad, S. Anwer, S. Moharem-Elgamal, G. Kazamel, F. Mahgoub, G. Nasr, J. Grapsa, A. Magdy (Cairo and Ismailia, EG; Atlanta and Ohio, US)
- Effectiveness and cost-effectiveness of a novel cardiac rehabilitation program for obese patients with coronary artery disease or atrial fibrillation. Study protocol of the OPTICARE XL study **P416**
I. Den Uji, N.C.C.W. TenbultVan Limpt, N. Ter Hoeve, M. Sunamura, J.J. Kraal, H.M.C. Kemps, H.J.G. Van Den Berg-Emons (Rotterdam and Eindhoven/Veldhoven, NL)
- Failure to achieve LDL cholesterol targets. Patient-related factors in a very high population setting **P417**
A. A. Rojas Sanchez, J. Rodriguez Silva, D. Prieto Toro, J. De La Chica Sanchez, J. Mora Robles, M. De Mora Martin (Malaga, ES)

FRIDAY, 20 APRIL 2018

Poster Sessions

Verifynow testing system for predicting the risk of hemorrhagic complications in patients on prolonged aspirin therapy, undergoing elective coronary artery bypass grafting **P418**
K. Krivoschapova, O.L. Barbarash (Kemerovo, RU)

HYPERTENSION

Hypertension - Poster discussant:

J. A. Laukkanen (Jyväskylä, FI) **P419**

Non-invasive markers of atherosclerosis and arterial stiffness and cardiovascular risk scores in patients with hypertension **P420**

S. Kostic, D. Djordjevic, I. Tasic, D. Mijalkovic (Niska Banja, Nis and Nis, RS)

The correction of emotional behavior may improve the effectiveness of antihypertensive therapy in the workplace in patients with hypertension **P421**

G. F. Andreeva, A. Deev, V. Gorbunov, D. Lyusin (Moscow, RU)

Is cardiorespiratory fitness independently associated with biochemical profile in adults with overweight/obesity and primary hypertension? EXERDIETHTA study **P422**

P.C. Corres, I.G.A. Gorostegi-Anduaga, S.M.F. Fryer, B.J.I. JurioIriarte, A.M.D.A.B. Martinezaguirre-Betolaza, J.P.A. PerezAsenjo, I.A.I. Arratibellmaz, G.R.A. Aispuru, S. Maldonado Martin (VITORIAGASTEIZ and VitoriaGasteiz, ES; Gloucester, GB)

Correlations between the ambulatory blood pressure profile and endothelial dysfunction in hypertensive patients with diabetes mellitus type 2. **P423**

M.V. Derevjanchenko, M.E. Statsenko (Volgograd, RU)

Screening for depression and cognitive impairment is useful in hypertensive patients admitted to a cardiovascular rehabilitation clinic **P424**

M. German-Sallo, E. Nemes-Nagy, B. Baroti, R.G. Tripon, T. Pal, D. Balint-Szentendrey, C.M. Tatar, Z.S. German-Sallo, Z. Preg (Targu Mures, RO)

Seasonal variability of blood pressure in outpatients without arterial hypertension diagnosis: high prevalence of isolated increase of ambulatory blood pressure **P425**

V. M. Gorbunov, M.I. Smirnova, D.A. Volkov, A.D. Deev, Y.N. Koshelyaevskaya, S.A. Boytsov (Moscow, RU)

Relationship of central hemodynamics parameters with cardiovascular remodeling in patients with uncomplicated essential hypertension according to age and body mass index **P426**

A. Nadiuk, T. Kolesnyk, H. Kosova, E. Kolesnyk (Dnipropetrovsk and Dnepropetrovsk, UA)

Incidence and peculiarities of arterial hypertension in patients with psoriasis vulgaris in Pleven region **P427**

K. D. Gospodinov, N. Stancheva, Y. Mladenova, S. Tisheva (Pleven, BG)

Workplace ambulatory blood pressure level correlated with emotional intelligence in patients with hypertension **P428**

G. F. Andreeva, A. Deev, V. Gorbunov, D. Lyusin (Moscow, RU)

Dispersion of QT-interval and remodeling of myocardium at patients with an arterial hypertension **P429**
A. V. Smolensky (Moscow, RU)

RISK FACTORS AND PREVENTION - EPIDEMIOLOGY

Risk Factors and Prevention - Epidemiology - Poster discussant: **P430**

G. S. Tell (Bergen, NO)

Are behaviour of amateur french rugby players safe for their hearts? **P431**

F. Chague, A. Gudjoncik, J. Petit, D. Gutierrez, J.P. Hager, P. Aviat, J.C. Peyrin, M. Maza, V. Gremeaux, M. Zeller, Y. Cottin (Marcoussis, Dijon, Herbeys and DIJON, FR)

Association between C-reactive protein and all-cause mortality and cardiovascular events in the Russian Federation. Preliminary results from ESSE-RF study **P432**

S. Shalnova, A. Kapustina, A. Deev, Y.U. Balanova, G. Muromtseva, S. Evstifeeva, A. Imaeva, O. Rotar, Y.U. Zhernakova (Moscow and Saint Petersburg, RU)

Association between dietary patterns and selected socio-economic and lifestyle factors in Polish adults **P433**
A. Czekajlo, D. Rozanska, K. Zatonaska, A. Szuba, B. Regulska (Wroclaw, PL)

FRIDAY, 20 APRIL 2018

Poster Sessions

- Protein and carbohydrate intake, cardiovascular disease risk and successful aging: combined analysis of two epidemiological studies **P434**
A. Foscolou, S. Tyrovolas, C. Chrysohoou, L. Sidossis, A.L. Matalas, L. Rallidis, D. B. Panagiotakos (Athens, GR; Barcelona, ES; New Brunswick, US)
- Heart rhythm in teenage smokers **P435**
E.I. Gakova, E.V. Akimova, A.A. Gakova, V.A. Kuznetsov (Tyumen, RU)
- Familial hypercholesterolemia and acute coronary syndrome. Is it a failure in primary prevention? **P436**
A. Velez Salas, A.R.P. Adrian Rivas, F.J.I. Francisco Javier Irazusta, R.D.G. Regina Dalmau, A.C.F. Almudena Castro, J.L.S. Jose Luis Lopez Sendon (Madrid, ES)
- Genetic variants in neuromedin genes and risk of coronary heart disease: preliminary results from the Molisani study **P437**
F. Gianfagna, C. Grippi, F. Noro, B. Izzi, A. De Curtis, S. Costanzo, A. Di Castelnuovo, M. Persichillo, C. Cerletti, M.B. Donati, G. De Gaetano, L. Iacoviello (Varese and Pozzilli, IT)
- Cardiovascular risk, ECG anomalies and asymptomatic carotid atherosclerosis in a general population. Preliminary results from "No Ictus No Infarct" screening project of the Rotary International **P438**
S. Novo, A. Mignano, C.M. Puscasu, C. Nemet, N. Scibilia (Palermo and Sicilia Malta, IT; Brasov, RO)
- Aging, lifestyle habits and cardiometabolic disorders in a Mediterranean population: the multinational MEDIS study **P439**
A. Foscolou, S. Tyrovolas, G. Soulis, V. Bountziouka, E. Polychronopoulos, E. Gotsis, G. Metallinos, D. Tyrovola, A. Polystipioti, C. Lionis, L. Sidossis, A.L. Matalas, L. Rallidis, D. B. Panagiotakos (Athens and Heraklion, GR; Barcelona, ES; New Brunswick, US)
- The accuracy of a point of care equipment, HemoCue Glucose 201 RT, for dysglycaemia screening in patients with coronary artery disease: Results from EUROASPIRE **P440**
B. Shahim, V.B.N. Bostrom Nilsson, V.G. Gyberg, C.J. Jennings, S.S. Smetana, B.K. Kjellstrom, L.R. Ryden (Stockholm, SE; London, GB)
- Implementing lipid profile changes in a very high-risk cohort: challenges from the EuroASPIRE database **P441**
S. L. Mosteoru, K. Kotseva, O.C. Cosor, L. Gaita, R. Pleava, A.S. Dumitrescu, G. MutVitcu, D. Gaita, S. Mancas, D. Wood (Timisoara, RO; London, GB)
- Risk factors control in Russian cohort of the primary care arm of EUROASPIRE IV **P442**
N. Pogosova, R.G. Oganov, S.A. Boytsov, A.K. Ausheva, O.Y. Sokolova, S.S. Isakova, A.A. Kursakov, Y.M. Pozdnyakov, A.O. Salbieva, A.I. Yusubova (Moscow, RU)
- Risk factors difference in pattern of coronary artery disease in rural women versus urban women of india. **P443**
S. Tanwar, N.A.R.E.S.H. Sen, G.E.O.R.G.E. Cherian, N.A.R.E.S.H. Sen, A.S.H.O.K. Jain, A. Mehta, H.A.R.I. Kishan (Jaipur, Bangalore and Mumbai, IN)

PREVENTIVE CARDIOLOGY

- Preventive cardiology - Poster discussant: **P444**
M. Ruscica (Milan, IT)
- Association between dietary glycemic load and lipid profile in a selected adult Polish population without history of diabetes type II **P445**
D. Rozanska, A. Czekajlo, K. Zatonska, A. Szuba, B. Regulskallow (Wroclaw, PL)
- Profile of population of PURE Poland study at higher risk of developing chronic diseases according to AHEI-2010 score **P446**
A. Basiak, D.G.D. Dagmara Gawel-Dabrowska, A.T. Andrzej Tukiendorf, K.P.Z. Katarzyna Poltyn Zaradna, M.W. Maria Wolyniec, A.S. Andrzej Szuba, K.Z. Katarzyna Zatonska (Wroclaw and Gliwice, PL)
- Dietary habits in patients with high/very high cardiovascular risk seen in health centers **P447**
N. Pogosova, A.I. Yusubova, Y.M. Yufereva, A.O. Salbieva, A.V. Karpova, A.K. Ausheva (Moscow, RU)
- Ethnic differences in eating habits in two CIS countries: Russia and Kyrgyzstan **P448**
A.O. Myrzamatova, A.V. Kontsevaya, N.S. Karmnova, A.T. Altymysheva, A.G. Polupanov, A.K. Kashirin, A.N. Halmatov, Y.A. Balanova (Moscow and Samara, RU; Bishkek, KG)
- The "smoking paradox" in patients with acute coronary syndrome and longterm outcomes in different age groups (data of Russian registry RECORD-3) **P449**
A.D. Erlikh (Moscow, RU)

FRIDAY, 20 APRIL 2018

Poster Sessions

- Smoking behaviour among Canadian nurses: cross-sectional results from the Champlain Nurses Study **P450**
G. Leblanc, R.D. Reid, A.L. Pipe, K.A. Mullen, J.L. Reed (Ottawa, CA)
- Smoking cessation support in Russian cohort of the primary care arm of EUROASPIRE IV **P451**
N. Pogosova, R.G. Oganov, S.A. Boytsov, A.K. Ausheva, O.Y. Sokolova, S.S. Isakova, A.A. Kursakov, Y.M. Pozdnyakov, A.O. Salbieva, A.I. Yusubova (Moscow, RU)
- Rates of smoking cessation highest in cardiology admissions in an in-patient smoking cessation programme **P452**
J.H. J. See, K. Poh, Y. C. Lum (Singapore, SG)
- Effectiveness of varenicline in smoking cessation. 2 year follow-up of a greek population **P453**
K.Triantafyllou, S. Matsiras, C. Papadopoulos, A. Mademli, I. Theodorou, M. Meletidou, V. Vassilikos (Thessaloniki, GR)
- Electronic nicotine delivery systems (ENDS) usage and cardiovascular diseases risk **P454**
O. Sribna, O. Kvasha (Kyiv, UA)

RISK FACTORS AND PREVENTION - CARDIOVASCULAR RISK ASSESSMENT

- Risk Factors and Prevention - Cardiovascular Risk Assessment - Poster discussant:** **P455**
G. Krstacic (Zagreb, HR)
- Influence of insulin resistance and hyperinsulinism on heart rate variability, myocardial strain and arterial stiffness **P456**
S. Novo, G. Manno, S. Cangemi, S. Evola, V. Evola, P. Levantino, G. Vitale, G. Novo (Palermo, IT)
- The relationship between subclinical cardiovascular disease assessment and SCORE risk in asymptomatic population **P457**
O. Mitu, A.O. Petris, M. Roca, I. Costache, R. Al Namat, I. Tudorancea, A.M. Buburuz, I. Mitu, R.S. Gavril, M.M. LeonConstantin, F. Mitu (Iasi, RO)
- Short-term exponent of the detrended fluctuation analysis (DFA-a1) as a tool to support the heart team decision between surgical aortic valve replacement and transcatheter aortic valve implantation **P458**
M. Karsten, G.S. Ribeiro, R.D. Melo, M.R. Pontes, P. Dal Lago (Florianopolis and Porto Alegre, BR)
- New risk category OVERFAT as a good predictor of cardiometabolic risk **P459**
J. Scholl, P.U. Kurz (Rüdesheim am Rhein, DE)
- Prognostic value of endothelial markers in hypertensive patients without cardiovascular complications **P460**
N. Murashko, V. Podzolkov, A. Bragina, D. Bayutina, A. Kvasnikov (Moscow, RU)
- Cardiovascular risk factors in young adults aged 16-50 years old with ischemic stroke: a five years observational study **P461**
K. Angkun, J.U.K. Suwanno, K. Rajborirug, J.O.M. Suwanno (Hat Yai, Songkhla and Thasala, Nakhon Si Thammarat, TH)
- Subclinical vascular damage in Russian population: searching the preferable method **P462**
A.S. Alieva, O. Rotar, M. Boyarinoва, A. Orlov, A. Erina, E. Moguchaya, V. Solntsev, A. Konradi, E. Shlyakhto (Saint-petersburg and saint-petersburg, RU)
- Awareness of the risk factors and symptoms of myocardial infarction in patients with acute coronary syndrome **P463**
D. Bryliakova, A. Belopolskaya, G. Kukharchik, L. Sorokin (Saint Petersburg, RU)
- A 1-year structured lifestyle program in clinical practice reduces cardiovascular risk for individuals with high cardiovascular risk. **P464**
M. Lidin, M.L. Hellenius, M. Rydell Carlsson, E. Ekblom-Bak (Stockholm, SE)
- Genetic markers, occupational factors and their impact on development of the arterial hypertension in male industrial organized cohort **P465**
A. N. Britov, A.N. Meshkov, S.A. Tyupaeva, N.A. Eliseeva, A.V. Kiseleva, M.V. Klimushina, A.D. Deev, O.M. Drapkina (Moscow and Korolev, Moscow region, RU)
- Associations of blood chemistry parameters with subclinical coronary atherosclerosis **P466**
N. Pogosova, I.E. Koltunov, N.P. Kachanova, Y.M. Yufereva, V.A. Vygodin (Moscow, RU)
- Cardiovascular risk factors in recurrent and non-recurrent stroke: results from one acute ischemic stroke registry of a developing country **P467**
J. Suwanno, J. Suwanno, K. Angkun, K. Rajborirug (Hat Yai, Songkhla and Thasala, Nakhon Si Thammarat, TH)

FRIDAY, 20 APRIL 2018

Poster Sessions

Risk factors for cardiovascular events, echocardiographic ranges, endothelial function, level of leptin and level of creatinine in patients with coronary heart disease combined with liver pathology. **P468**
M. Grechanyk, N. Grechanyk, A. Kuryata (Dnepropetrovsk, UA)

DIABETES AND THE HEART

Diabetes and the Heart - Poster discussant: **P469**

M. Mamas (Stockport, GB)

Characteristics of type 2 diabetes mellitus patients older than 75 years **P470**

V. Bralic Lang (Zagreb, HR)

Impact of cardiac rehabilitation on diabetic patients management: safety and effects of **P471**

novel antidiabetic drugs

L. Rodriguez, A. Castro, R. Dalmau, L.A. Martinez, J.M. Garcia De Veas, J. Irazusta, S.O. Rosillo,

A.M. Iniesta, V.A. Rial, P. Meras, O. Gonzalez, J.L. Lopez-Sendon Hentschel (Madrid, ES)

The predictors of stroke in patients with concomitant arterial hypertension and diabetes mellitus **P472**

of type 2 in Ukrainian population of Bukovina region

E. Shorikov, D. Shorikova (Chernivtsi, UA)

An early evaluation of diabetes, could decrease decompensations in orthopaedic surgery? **P473**

A. M. Garrido Castro, P. Losada Mora, J.L. Carrillo Linares (Malaga, ES)

An early evaluation of diabetes, could decrease decompensations in vascular surgery? **P474**

P. Losada Mora, A. M. Garrido Castro, J.L. Carrillo Linares (Malaga, ES)

An early evaluation of diabetes, could decrease mortality in orthopaedic surgery? **P475**

A. M. Garrido Castro, P. Losada Mora, J.L. Carrillo Linares (Malaga, ES)

An early evaluation of diabetes, could decrease mortality in vascular surgery? **P476**

P. Losada Mora, A. M. Garrido Castro, J.L. Carrillo Linares (Malaga, ES)

Glycaemic indices and diabetesassociated complications **P477**

C. J. Magri, R.G. Xuereb, J. Galea, S. Fava (Msida, MT)

STRESS, PSYCHOSOCIAL AND CULTURAL ASPECTS OF HEART DISEASE

Stress, PsychoSocial and Cultural Aspects of Heart Disease - Poster discussant: **P478**

L. Palmieri (Rome, IT)

Relationship and psychological distress among cardiac rehabilitation patients and their partners: **P479**

Preliminary results of the CARE study.

H. Tulloch, K. Mckee, K. Lemay, S. Johnson, K. Zhang, P. Greenman (Ottawa, CA)

Prevalence of anxiety and depression symptoms using HADS and BDI surveys, in patients with **P480**

myocardial infarction with non-obstructive coronary arteries

M. Daniel, F. Berglund, C. HofmanBang, P. Tornvall (Stockholm, SE)

The higher socio-economic status, the lower risk of cardiovascular death ? **P481**

P. Nadrowski, W. Drygas, W. Bielecki, A. Pajak, A. Tykarski, T. Zdrojewski, M. Skrzypek, W. Wojakowski,

K. Kozakiewicz (Katowice, Warsaw, Lodz, Krakow, Poznan and Gdansk, PL)

Depression and anxiety in patients with CHD: results of Russian part of international EUROASPIRE IV study **P482**

N. Pogosova, R. Oganov, S. Boytsov, A. Ausheva, O. Sokolova, A. Kursakov, Y. Pozdnyakov (Moscow, RU)

Medical and psychological counseling with the use of remote technologies and the level of stress, anxiety, **P483**

depression and self-efficacy in patients with risk factors for cardiovascular disease

O. Sivakova, N. Sirota (Moscow, RU)

Cardiovascular prevention in female population aged 25-44 years in Russia / Siberia: long-term trends **P484**

D. Panov, D. Gromova, E. Krymov, I. Gagulin, A. Gafarova, V. Gafarov (Novosibirsk, RU)

Psychosocial factors burden in workers with acute cerebro or cardiovascular events: a multidisciplinary **P485**

prospective pilot study

M. Zeller, E. Sales-Wuillemin, J. Chappe, C. AboaEboule, D. Truchot, H. Ayari, S. Guinchard, L. Lorgis,

Y. Cottin, Y. Bejot (Dijon and Besançon, FR)

Hostility and all-cause mortality in patients with coronary artery disease after percutaneous **P486**

coronary intervention

G.S. Pushkarev, V.A. Kuznetsov, E.I. Yaroslavskaya (Tomsk, RU)

FRIDAY, 20 APRIL 2018

Poster Sessions

RISK FACTORS AND PREVENTION - OTHER

- Risk Factors and Prevention - Other - Poster discussant:** **P487**
G. De Backer (Sint Martens Latem, BE)
- Dynamic of Adiponectin level, insulin resistance in hypertensive females comorbid with rheumatoid arthritis on L-ARGININE ASPARTATE supplementation background **P488**
O. Sirenko, O. Kuryata (Dnipropetrovsk, UA)
- Compliance of working employees after cardiovascular screening at work **P489**
J. GillisJanuszewski, R. Gottfried-Kwasniok, T. GillisJanuszewski, M.R. Poudel, F. Van Buuren, D. Horstkotte, K.P. Mellwig (Bad Oeynhausen, DE)
- A new tool for wellbeing promotion among healthy adolescents **P490**
F. Mastorci, G. Trivellini, C. Doveri, C. Vassalle, A. Pingitore (Pisa, IT)
- Healthy lifestyle promotion on TV: the case of daily Greek soap operas **P491**
A. Ioannidis, A. Pechlevanis, M. Paraskelidou (Thessaloniki, GR)
- Motivation to improve awareness about cardiovascular risk factors in different types of hospitalized medical patients **P492**
N. Pogosova, M.A. Lysenko, I.V. Samsonova, A.V. Karpova, Y.M. Yufereva, S.S. Isakova, V.A. Vygodin, A.S. Vasilevsky (Moscow, RU)
- Some features of ischemic heart disease among women of different age **P493**
I. A. Leonova, S. Boldueva, V. Feoktistova, N. Tretyakova, K. Tolkunova (St-Petersburg, RU)
- The quality of life in patients with subclinical coronary atherosclerosis **P494**
N. Pogosova, I.E. Koltunov, N.P. Kachanova, Y.M. Yufereva, V.A. Vygodin (Moscow, RU)
- Obesity risk factors: the opinion of the cardiac patient **P495**
I.V. Tyshchenko, O.O. Bondareva, M.Y. Dolnyk (Dnipropetrovsk, UA)

CARDIOVASCULAR REHABILITATION

- Cardiovascular Rehabilitation - Poster discussant:** **P496**
N. D. Wong (Irvine, US)
- The effect and safety of aerobic interval training according to the intensity of exercise in acute coronary syndrome **P497**
C. Kim (Seoul, KR)
- Predictors of enrolment and attendance in cardiac rehabilitation in the 21st century, a multinomial analysis **P498**
C. Finn, G. Mc Kee, V. Maher, N. Fallon, N. Flynn, R. O Mahony, P. Mc Geary, V. Jones (Dublin, IE)
- High intensity interval training is effective and superior to moderate continuous training in patients with heart failure with preserved ejection fraction: a randomized clinical trial **P499**
A.D. Silveira, J.B. Lima, D.S. Piardi, T.L. Horn, D.S. Macedo, M. Zanini, R.M. Nery, R. Stein (Porto Alegre, BR)
- Feasibility of interval and continuous aerobic training modalities in patients early after myocardial infarction **P500**
M. Dysli, T. Schouwenburg-Menalda, L. Widmer, D. Herzig, L. Trachsel, P. Eser, M. Wilhelm (Bern, CH)
- Predictors of chronotropic competence improvement in patients with coronary artery disease undergoing cardiac rehabilitation **P501**
M. Novakovic, T. Vizintin Cuderman, U. Rajkovic, Z. Fras, B. Jug (Ljubljana and Kranj, SI)
- Benefits of high-intensity interval training in patients with coronary heart disease **P502**
V. Hernandez Jimenez, A. Garcia Romero, S. Garcia Garcia, A. Nunez Cortes, J. Saavedra Falero, P. Sanz Mayordomo, K. Villelabeitia Jaureguizar (Mostoles and Madrid, ES)
- The prediction model of functional capacity in patients undergoing cardiac rehabilitation after coronary artery bypass grafting **P503**
P. Alexandrov, N. Perepech, A. Lim (Saint Petersburg, RU)
- Do gender differences in management after an acute coronary syndrome already exist? What happens with Cardiac Rehabilitation programmes? **P504**
M. Plaza Martin, S. Del Prado Diaz, B. Alvarez Alvarez, F. Carrasco Avalos, J.M. Monteagudo Ruiz, D. Del Val Martin, J. Ramos Jimenez, S. Hernandez Jimenez, M. Valverde Gomez, A. Pardo Sanz, J.L. Zamorano Gomez (Madrid, Santiago de Compostela and Cordoba, ES)

FRIDAY, 20 APRIL 2018

Poster Sessions

- Identification of circulating microRNAs potentially related to exercise capacity in patients with myocardial infarction **P505**
Y. Iso, E. Kyuno, F. Tsunoda, T. Sambe, H. Suzuki (Yokohama, JP)
- A trimodal prehabilitation program is feasible and also effective in increasing functional capacity and emotional state in candidates for cardiac surgery **P506**
M. Sanzde la Garza, M. Coca, M.J. Jarguis, R. Navarro, A. Bofill, M. Castella, M. Venturas, M. Sitges, G. Martinez-Palli (Barcelona, ES)
- Baseline predictors of optimal improvement in functional capacity at the end of cardiac rehabilitation program in very old patients after acute coronary syndrome or heart surgery **P507**
A. Pratesi, S. Venturini, M.V. Silverii, S. Baldasseroni, F. Orso, C. Burgisser, F. Fattirolli (Florence, IT)
- Universal feasibility of aerobic training prescription with the ventilatory thresholds method in cardiac rehabilitation **P508**
A. Durazzo, L. Moreno, A. Oliveira, S. Santos, M. Neto, M. Mendes (Lisbon and Coimbra, PT)
- Acute hemodynamic responses during new resistive training modalities in cardiac rehabilitation **P509**
M. Lamotte (Brussels, BE)
- Variable alterations in systolic and diastolic functional parameters after cardiac rehabilitation in patients with varying degree of initial cardiac dysfunction **P510**
S. De La Porte, M. Demeulenaere, B. Ectors, N. Possemiers, T. Stoop, K. Wuyts, P. Beckers, B. Shivalkar (Antwerp, BE)
- Effects of a 1-year lifestyle intervention on cardiac diastolic function and cardiorespiratory fitness in men with severe coronary artery disease **P511**
M.E. Piche, P. Poirier, A. Murette, P. Mathieu, V. Levesque, K. Bibeau, E. Larose, J.P. Despres (Quebec, CA)

SPORTS CARDIOLOGY

- Poster discussant: **P512**
S. Gati (London, GB)
- The efficacy of the Ziopatch patch novel leadless prolonged ECG monitoring in athletes. **P513**
A. Malhotra, A. Tahir, P. Bulleros, Z. Fanton, A. Potterton, S. Sharma (London, GB)
- Presumably healthy "highrisk individuals" have increased troponins following strenuous exercise - a NEEDED 2014 substudy **P514**
O. Kleiven, M. Bjorkavoll-Bergseth, K.M. Aakre, T. Melberg, O. Skadberg, B. Auestad, O.J. Greve, T. Omland, S. Orn (Stavanger, Bergen and Oslo, NO)
- Comparison of different ECG Criteria in the interpretation of the Veteran Athlete's ECG. **P515**
E. Papatheodorou, A. Merghani, T. Burns, P. Bulleros, Z. Fanton, G. Finocchiaro, G. Parry Williams, A. Dsilva, B. Ensam, A. Malhotra, M. Tome, M. Papadakis, K. Alfakih, J.C. Moon, S. Sharma (London, GB)
- Master endurance athletes: too much pressure? **P516**
G. Parry-Williams, A. Merghani, S. Papatheodorou, A. Malhotra, G. Finocchiaro, J. Basu, C. Miles, B. Ibrahim, L. Leung, H. MacLachlan, F. Zephryn, P. Bulleros, M. Papadakis, M. Tome Esteban, S. Sharma (London, GB)
- Recreational exercise does not impair long-term outcome after catheter ablation of ventricular tachycardias in patients with arrhythmic right ventricular dysplasia/cardiomyopathy **P517**
A. Muessigbrodt, C. Czibalmos, A. Stauber, L. Bertagnolli, K. Bode, N. Dagnes, M. Doering, S. Richter, P. Sommer, D. Husser, A. Bollmann, G. Hindricks, A. Arya (Leipzig, DE; Budapest, HU; Bern, CH)
- Cardiovascular adaptations in novice marathon runners **P518**
A. D'silva, A.N. Bhuva, R. Bastiaenen, S. Jones, J. Van Zalen, A. AbdelGadir, P. Scully, S. Liu, J. Willis, A. Hughes, R. Sharma, G. Lloyd, C. Manisty, J.C. Moon, S. Sharma (London, Eastbourne and Bath, GB)
- The effect of ethnicity on left ventricular adaptation to exercise **P519**
J. Basu, G. Finocchiaro, A. Malhotra, G. Parry-Williams, C. Miles, M. Tome, M. Papadakis, S. Sharma (London, GB)
- Can novice marathon runners develop an athlete's ECG? **P520**
N. Ahluwalia, C. Torlasco, V. Batchvarov, R. Bastianenen, S. Jones, P. Scully, G. Finocchiaro, S. Gati, C. Manisty, A. Hughes, J.C. Moon, E. Behr, M. Papadakis, S. Sharma, A. D'silva (London, GB)
- Sudden cardiac arrest in sports - a video analysis **P521**
D. Steinskog, E.E. Solberg (Oslo, NO)

FRIDAY, 20 APRIL 2018

Poster Sessions

CARDIOVASCULAR DISEASE IN SPECIAL POPULATIONS

Cardiovascular disease in special populations - Poster discussant:

A. H. E. M. Maas (Nijmegen, NL)

P522

Vascular function and physical activity in patients with mild to moderate rheumatic disease free of cardiovascular comorbidities

P523

A. Deiseroth, T. Marcin, C. Berger, D. Infanger, J. Schaefer, B. Bannert, A. Schmidt Trucksaess, R.E. Voll, D. Kyburz, H. Hanssen (Basel, CH; Freiburg, DE)

Coronary multi-vessel disease in real life diabetic patients. Efficacy or effectiveness?

P524

E.M. Chueca Gonzalez, F. Carrasco Chinchilla, J.L. Lopez Benitez, R. De Lemos Albadalejo, A.J. Munoz Garcia, A.J. Dominguez Franco, J.H. Alonso Briales, J.M. Hernandez Garcia, M. Jimenez Navarro (Malaga, ES)

Age-related cardiovascular risk in adult patients with congenital heart disease

P525

A.L. Haecker, L. Brudy, A. Hager, R. Oberhoffer, P. Ewert, J. Mueller (Munich, DE)

Reduced systolic function of right ventricle predict mortality in patients with renal replacement therapy

P526

M. Cafka, M. Rroji, J. Seiti, S. Seferi, J. Djamandi, A. Goda (Tirana, AL)

Magnesium orotate is a promising therapy for not closed atrial or ventricular septal defect in pregnant patients

P527

I.R. Gaisin, D.V. Abbazova, L.V. Shilina, Z.V. Vavilkina, E.S. Smirnova (Izhevsk, RU)

Framingham coronary heart disease risk does not correlate with coronary calcium burden in patients with essential thrombocytosis

P528

M. Vrtovec, A. Anzic, I. Preloznik Zupan, K. Zaletel, A. Blinc (Ljubljana, SI)

CARDIOVASCULAR PHARMACOLOGY

Cardiovascular pharmacology - Poster discussant:

J. Perk (Oskarshamn, SE)

P529

Quality of life and its relationship with adherence to nicorandil in patients with stable angina pectoris

P530

S. Martsevich, Y. Lukina, N. Kutishenko, A. Akimova (Moscow, RU)

Prediction of bleeding complications during warfarin intake

P531

L. Rychkova, T. Bairova, E. Novikova, D. Sargaeva, K. Ievleva, O. Kalyuzhnaya, O. Ershova (Irkutsk and UlanUde, RU)

Improving adherence to medicines of secondary prevention results of a prospective multicenter follow-up study

P532

G. Veress, I. Tiringier, A. Simon (Balatonfured and Pécs, HU)

The association of dose of statin with long-term adverse events in patients with st-segment elevation and non-st-segment elevation acute coronary syndrome

P533

A.D. Erlikh (Moscow, RU)

Effect of single-session in-hospital counseling on cardioprotective drugs utilization after PCI

P534

N. Pogosova, A.V. Karpova, A.K. Ausheva, O.Y. Sokolova, Y.M. Yufereva (Moscow, RU)

E-CARDIOLOGY / DIGITAL HEALTH, PUBLIC HEALTH, HEALTH ECONOMICS, RESEARCH METHODOLOGY

E-cardiology / digital health, public health, health economics, research methodology - Poster discussant:

J. Rawstorn (Melbourne, NZ)

P535

A sustainability and cost-effectiveness study of telecardiology in athletes' preparticipation screening programs in greece.

P536

S. Karavasiliadou, E. Kouidi, N. Koutlianos, A. Deligiannis (Thessaloniki, GR)

SPODHA: Sport and health digital universe

P537

M. Sanz-De La Garza, M. Villacorte, J.A. Rodas, R. Pi, J. Redondo, J. Gomez, I. Zabala (Oviedo and Barcelona, ES)

Acceptability of internet-based cognitive behavior therapy for adults with depression and anxiety after a myocardial infarction: a mixed methods study

P538

E. Wallin, F. Norlund, E.M.G. Olsson, G. Burell, C. Held, T. Carlsson (Uppsala, SE)

HEARTMAN: protocol for a validation study of a wearable mobile device to improve disease management in patients with congestive heart failure

P539

E. Clays, A. Baert, S. Pardaens, P.E. Puddu, M. Bohanec, A. Vodopija, M. Schiariti, M. Lustrek (Ghent, BE; Rome, IT; Ljubljana, SI)

FRIDAY, 20 APRIL 2018

Poster Sessions

- A European study on effectiveness and sustainability of current Cardiac Rehabilitation programmes in the elderly **P540**
E. P. De Kluiver (Zwolle, NL)
- Validation of two wrist-worn devices for the assessment of energy expenditure in patients with chronic heart failure and coronary artery disease. **P541**
C. Herkert, J.J. Kraal, H.M.C. Kemps (Veldhoven, NL)
- Cost-effectiveness of colchicine treatment on postoperative atrial fibrillation (POAF) events in patients of major cardiac surgery. **P542**
M. Barman, M. Tantawy, M. Sopher, C. Lennerz (London, GB)
- Sex differences in the burden of stroke among southeast asian countries: results from the global burden of disease study 2015 **P543**
W. Y. Hwong, M.L. Bots, S. Selvarajah, S. Sivasampu, W.C. Law, Z. Abdul Aziz, N.N. Sidek, L.J. Kappelle, D.D. Reidpath, I. Vaartjes (Utrecht, NL; Kuala Lumpur, Kuching, Kuala Terengganu, Terengganu, Kuala Terengganu and Selangor, MY)
- Prevalence and profile of chagas disease in the state of Rio de Janeiro in the last 5 years **P544**
T.L.S. Macedo, C.T. Santos, I.L.P.B. Anjos, D.M.F. Rodrigues, D.M. Rebello, I.I.O. Araujo, R.B.R. Rosa, T.F.J. Gama, M.A. Rocha, S.M.B.W. Vilagra, M.M. Vilagra, A.A.B. Aragao, I.P.B. Aragao (Vassouras and Rio de Janeiro, BR)
- Prospective urban and rural epidemiological study in Russia (the Kemerovo region): gender-related differences in the prevalence of cardiovascular risk factors **P545**
O.L. Barbarash, G.V. Artamonova, S. Maksimov, E.V. Indukaeva, D.P. Tsygankova, K.E. Krivoschapova (Kemerovo, RU)
- Verification of cardiovascular events obtained by questionnaire in elderly patients after major non-cardiac surgery **P546**
L. Willemsen, L.M. Peelen, J.A.R. Van Waes, R.B. Grobden, D.P.V. De Kleijn, D.E. Grobbee, H.M. Nathoe, W.A. Van Klei (Utrecht, NL)
- Hypertriglyceridemia in asymptomatic subjects is an early indicator for cardiovascular structural and functional abnormalities **P547**
M. El Shahawy, A. Sabatini (Sarasota, FL, US; Florence, IT)

SATURDAY, 21 APRIL 2018

Morning Sessions

08:30 - 10:00**SYMPOSIUM****Linhart Hall****Nutrition in disease and rehabilitation What do you need to know?**

Chairpersons: C.H. Davos (Athens, GR); W. Doehner (Berlin, DE)

*Nutritional aspects and counselling are hidden challenges in cardiac rehabilitation.**To comply with the requirement detailed information will be presented in different patient population.*

- | | | |
|-------|--|------------|
| 08:30 | Nutritional problems in chronic patients predictor of outcome.
<i>A. Laviano (Rome, IT)</i> | 548 |
| 08:52 | In-hospital nutritional deficits in elderly patients - how to detect, how to treat?
<i>N. Pogosova (Moscow, RU)</i> | 549 |
| 09:15 | Improving nutritional status during rehabilitation; What can we do?
<i>D. Gaita (Timisoara, RO)</i> | 550 |
| 09:37 | Systemic metabolic failure in chronic heart failure: What do we know, what can we do?
<i>M. Mamas (Stockport, GB)</i> | 551 |

08:30 - 10:00**SYMPOSIUM****Kosovel Hall****Cardiac rehabilitation for LVAD patients**

Chairpersons: N. Reiss (Bad Rothenfelde, DE); S. Adamopoulos (Athens, GR)

LVAD is a new option to treat end stage heart failure. These patients have a reduced muscle mass, their circulation is not natural. Therefore rehabilitation professionals should be aware of exercise testing parameters, exercise intensity and limitations of exercise capacity.

- | | | |
|-------|--|------------|
| 08:30 | Quality standards for cardiac rehabilitation in LVAD patients.
<i>E. Langheim (Teltow, DE)</i> | 552 |
| 08:52 | Daily activity in LVAD patients - Is there a correlation to exercise testing parameters.
<i>M. Granegger (Zurich, CH)</i> | 553 |
| 09:15 | How to increase physical capacity in LVAD patients.
<i>M. Holme Jung (Copenhagen, DK)</i> | 554 |
| 09:37 | Complications and trouble shooting in LVAD patients - What you need to know.
<i>U. Corra (Veruno, IT)</i> | 555 |

08:30 - 10:00**SYMPOSIUM****Stih Hall****Advanced imaging in athlete's heart**

Chairpersons: R. Stein (Porto Alegre, BR); To be announced

To learn how newer imaging technologies may be used for the evaluation and prognostic stratification of athletes.

- | | | |
|-------|---|------------|
| 08:30 | Speckle tracking echocardiography for assessing right and left ventricular function.
<i>D. L. Oxborough (Liverpool, GB)</i> | 556 |
| 08:52 | Characterization of biatrial size and function and implications for supraventricular arrhythmias.
<i>F. D'Ascenzi (Siena, IT)</i> | 557 |
| 09:15 | Exercise echocardiography: indications and interpretation of findings.
<i>G. Claessen (Leuven, BE)</i> | 558 |
| 09:37 | Exercise cardiac magnetic resonance: new insights into the assessment of right ventricular function.
<i>A. La Gerche (Melbourne, AU)</i> | 559 |

SATURDAY, 21 APRIL 2018

Morning Sessions

08:30 - 10:00

SYMPOSIUM

E3

Risk estimation: Time to rethink?

Chairpersons: B. Jug (Ljubljana, SI); E. Prescott (Copenhagen, DK)

- | | | |
|-------|---|-----|
| 08:30 | Improving risk prediction beyond global risk assessment: Biomarkers and subclinical atherosclerosis
<i>N. D. Wong (Irvine, US)</i> | 560 |
| 08:52 | Mendelian randomization: the future of precision risk estimation?
<i>B. A. Ference (Plymouth, US)</i> | 561 |
| 09:15 | CV Risk Factors and Population Risk in Slovenia.
<i>Z. Fras (Ljubljana, SI)</i> | 562 |
| 09:37 | Pulling it all together.
<i>I. M. Graham (Wicklow, IE)</i> | 563 |

10:00 - 11:00

MODERATED POSTERS

Moderated Poster Area

Moderated Poster Session V

Chairpersons: P. E. Adami (Rome, IT); M. Tiberi (Pesaro, IT)

Posters are on display in the exhibition area from 08:30 until 12:30.

During the session (10:00 - 11:00), each poster presenter will have 5 minutes to briefly summarise their poster to the moderators in front of a dedicated audience. A question and answer period of 2 minutes follows each presentation.

- | | |
|--|-----|
| Myocardial late gadolinium enhancement: prevalence and pattern in highly trained endurance athletes.
<i>M. Sanz-De La Garza, B. Domenech Ximenes, A. Sepulveda, F. Crispi, R.J. Perea, S. Prat, M. Sitges (Barcelona and Girona, ES)</i> | 564 |
| Increased respiratory muscle strength contributes to improvement of exercise tolerance following cardiac rehabilitation in patients with chronic heart failure
<i>N. Hamazaki, T. Masuda, K. Kamiya, R. Matsuzawa, K. Nozaki, S. Tanaka, T. Ichikawa, M. Tabata, E. Maekawa, C. Noda, M. YamaokaTojo, J. Ako (Sagamihara and Toyohashi, JP)</i> | 565 |
| Promoting physical activity in nurses: a self-determination theory approach
<i>K.M. Zhang, H. Tulloch, A. Pipe, R.D. Reid, S.A. Prince, J.L. Reed (Ottawa, CA)</i> | 566 |
| Water vs. land-based exercise training in patients with coronary artery disease: a randomised controlled trial
<i>D. Vasic, M. Novakovic, B. Barbic Zagar, B. Jug (Šmarješke Toplice, Ljubljana and Novo mesto, SI)</i> | 567 |
| Association of activity behaviours and patterns with cardiovascular risk factors in Swiss middle-aged adults; The CoLaus study
<i>C. Gubelmann, P. Antiochos, P. Vollenweider, P. Marques-Vidal (Lausanne, CH)</i> | 568 |
| The effect of lifelong high endurance athletes on Aortic root dimensions and relationship with blood pressure response during exercise.
<i>B. Ibrahim, S. Papatheodorou, A. Merghani, G. Finocchiaro, M. Papadakis, A. Malhotra, M. Tome, G. Parry-Williams, J. Basu, L. Leung, H. MacLachlan, C. Miles, S. Sharma (London, GB)</i> | 569 |
| Pulmonary transit of agitated saline during maximal exercise is associated with enhanced right atrial function in endurance athletes.
<i>A. Vaquer Segui, M. Sanz-De La Garza, I. Blanco, F. Burgos, X. Alsina, G. Grazioli, S. Prat Gonzalez, B. Bijnens, M. Sitges (Barcelona, ES)</i> | 570 |
| Improved assessment of physical activity using accelerometer data: the AC4MAX counts
<i>D. Arvidsson, J.C. Brond, L.B. Andersen, O. Ekblom, G. Bergstrom, M. Borjesson (Gothenburg and Stockholm, SE; Sogndal, NO)</i> | 571 |
| Epidemiology of hypertension in northern tanzania: a community-based mixed-methods study
<i>S. Galson, C.A. Staton, F. Karia, J. Lunyera, J.W. Stanifer (Durham, US; Moshi, TZ)</i> | 572 |
| Cardiac effects of enforced complete detraining assessed by cardiovascular magnetic resonance
<i>P.P. Swoboda, P. Garg, J.R. Foley, G.J. Fent, P.G. Chew, L.A. Brown, C.E. Saunderson, E. Dall'armellina, J.P. Greenwood, S. Plein (Leeds, GB)</i> | 573 |

SATURDAY, 21 APRIL 2018

Morning Sessions

11:00 - 12:00 **SYMPOSIUM** **Linhart Hall**

Auditing risk factors: not just CHD

Chairpersons: I. M. Graham (Wicklow, IE); E. Greco (Fuscaldo (Cs), IT)

11:00	SURF CHD. <i>I. Vaartjes (Utrecht, NL)</i>	574
11:15	SURF Stroke. <i>P. Claffey (Dublin, IE)</i>	575
11:30	SURF Chronic obstructive pulmonary disease. <i>A. Dudina (Dublin, IE)</i>	576
11:45	SURF Rheumatoid arthritis. <i>A. G. Semb (Oslo, NO)</i>	577

11:00 - 12:00 **SYMPOSIUM** **Kosovel Hall**

Atrial fibrillation: a novel target in cardiac rehabilitation?

Chairpersons: T. Karlsen (Bodo, NO); H. M. C. Kemps (Den Bosch, NL)

In recent years, there has been an increasing interest in cardiac rehabilitation as an upstream therapy in atrial fibrillation. In the 2016 ESC guidelines on atrial fibrillation, structured support for lifestyle changes including interventions aiming at weight loss and improving exercise capacity are recommended. In this session, the physiological mechanisms underlying the potential benefit of cardiac rehabilitation, as well as results from recent clinical trials will be discussed.

11:00	Exercise and atrial fibrillation: a complex relation. <i>E. Guasch (Barcelona, ES)</i>	578
11:15	Overweight and atrial fibrillation. <i>P.S. Sanders (Adelaide, AU)</i>	579
11:30	High intensity interval training in patients with atrial fibrillation. <i>J. Loennechen (Melhus, NO)</i>	580
11:45	Cardiac rehabilitation in patients treated with catheter ablation: results from the CopenHeartRFA trial. <i>S. S. Risom (Copenhagen S, DK)</i>	581

11:00 - 12:00 **FEATURED SYMPOSIUM** **Stih Hall**

Controversies in cardiomyopathy management in athletes

Chairpersons: L. Serratos Fernandez (San Lorenzo De El Escorial, ES); C. Schmied (Zurich, CH)

11:00	Apical HCM and mild phenotype HCM in athletes: common and benign? Let them play? <i>M. Papadakis (London, GB)</i>	582
11:20	Hypertabeculation in athletes - ignore and move on? <i>S. Gati (London, GB)</i>	583
11:40	T-wave inversion on ECG but normal echo. What next? <i>F. Schnell (Rennes, FR)</i>	584

SATURDAY, 21 APRIL 2018

Morning Sessions

11:00 - 12:00

HOW-TO SESSION

E3

How can I get my research published and recognised?

The European Journal of Preventive Cardiology (EJPC) meets young community

Chairpersons: S. Castelletti (Milan, IT); S. Sans Menendez (Barcelona, ES)

11:00	Introduction. <i>M. F. Piepoli (Piacenza, IT)</i>	585
11:05	Which area of research are most likely to get the interest of the reader in the area of Epidemiology. <i>P. MarquesVidal (Lausanne, CH)</i>	586
11:20	In the area of prevention. <i>To be announced</i>	587
11:35	In the area of Exercise physiology and cardiac rehabilitation. <i>L. E. M. Vanhees (Leuven, BE)</i>	588
11:50	Round Table: tips and tricks <i>M. F. Piepoli (Piacenza, IT); P. MarquesVidal (Lausanne, CH); L. E. M. Vanhees (Leuven, BE)</i>	

12:15 - 13:00

SPECIAL EVENT

Kosovel Hall

Closing session

Chairpersons: D.E. Grobbee (Utrecht, NL); J.P. Schmid (Barmelweid, CH)

12:15	Welcome address. <i>D.E. Grobbee (Utrecht, NL)</i>
12:16	Young Investigator Awards. <i>J.P. Schmid (Barmelweid, CH)</i>
12:20	Moderated Poster Awards. <i>J.P. Schmid (Barmelweid, CH)</i>
12:25	Pantaleo Giannuzzi Award. <i>M. F. Piepoli (Piacenza, IT)</i>
12:29	Viviane Conraads outstanding Achievement Award. <i>D.E. Grobbee (Utrecht, NL)</i>
12:30	2018 Viviane Conraads Outstanding Achievement Award. <i>T. Moholdt (Trondheim, NO)</i>
12:50	EuroPrevent 2019. <i>J.P. Schmid (Barmelweid, CH)</i>
12:55	Closing. <i>D.E. Grobbee (Utrecht, NL)</i>



SATURDAY, 21 APRIL 2018

Poster Sessions

08:30 - 12:30

POSTER SESSION

Poster Area

Poster Session 3*Posters to be on display between 08:30 - 12:30**Poster viewing tours and discussion question: during coffee the break from 10:00 - 11:00. Presenters are required to be by their poster in order to discuss the poster with the audience.***HEART FAILURE**

Heart failure - Poster discussant: to be announced

P589

M. Mamas (Stockport, GB)

Predictors factors for survival and event free survival in long-term follow-up after percutaneous mitral valvuloplasty with Inoue versus single balloon technique.

P590

I.P. Borges De Aragao, R.T.S. Peixoto, R.T.S. Peixoto, A.A.B. Aragao, V.F. Marcolla, I.L.P.B. Anjos, L.L.B. Bandeira, E.C.S. Peixoto (Rio de Janeiro, BR)

The re-hospitalisation rates among patients with preserved, mid-range and reduced ejection fraction: databased analysis

P591

P. Ralica, R.P. Pancheva, N.R. Runev, E.M. Manov, B.S. Stoimenov, E.D. Dimchovski, D.V. Vassilev (Sofia, BG)

Echocardiographic score influence, survival and event free survival in longterm follow-up of percutaneous mitral balloon valvuloplasty

P592

I.P. Borges De Aragao, E.C.S. Peixoto, R.T.S. Peixoto, R.T.S. Peixoto, I.L.P.B. Anjos, L.L.B. Bandeira, C.T. Santos, T.L.S. Macedo, D.M. Rebello, T.P.S. Alves, L.W. Vilagra, H.W. Vilagra, S.M.B.W. Vilagra, M.M. Vilagra, A.A.B. Aragao (Rio de Janeiro, BR)

Predictors of congestive heart failure in patients on maintenance hemodialysis

P593

S. Ito, S. Murai (Toyota and Nishio, JP)

Prevention of morbimortality in octogenary patients with heart failure admitted to cardiology hospitalization

P594

A. A. Rojas Sanchez, A.L. Aviles Toscano, D. Gaitan Roman, J.L. Delgado Prieto, J.M. Perez Ruiz, M. De Mora Martin (Malaga, ES)

Physical training efficiency in heart failure patients

P595

V.L. Galenko, T.A. Lelyavina, M.Y. Sitnikova (SaintPetersburg, RU)

Influence of type 2 diabetes on the immunity indexes in patients with ischemic heart disease

P596

O. Y. Buchko (Lviv, UA)

The quality of life in the patients with chronic heart failure and arterial hypertension in depending of iron metabolism

P597

V. Ivanov, M. Kolesnik, V. Maslovskiy, L. Pentiuik, O. Kolesnik, M. Sizova, T. Niushko, E. Osyadla, Y. Shushkovska, O. Khapitska (Vinnitsa, UA)

Functional condition of myocardium in patients with arterial hypertension depending on the severity of concomitant iron deficiency anemia

P598

*V. Ivanov, S. Sulim, V. Maslovskiy, K. Pivtorak, O. Kolesnik, M. Sizova, L. Pentiuik, T. Niushko, E. Osyadla, Y. Shushkovska, O. Khapitska (Vinnitsa, UA)***CORONARY ARTERY DISEASE, ACUTE CORONARY SYNDROMES, ACUTE CARDIAC CARE**

Coronary artery disease, acute coronary syndromes, acute cardiac care - Poster discussant:

P599

To be announced

Detection of contrast-induced nephropathy in patients undergoing coronary angiography with Neutrophil Gelatinase Associated Lipocalin (NGAL)

P600

I. Petrova, A. Alexandrov, H. Mateev, G. Vladimirov, A. Bankova, D. Avramov, I. Bogov, B. Georgiev, I. Paskaleva, E. Trendafilova, D. Vasilev, N. Gotcheva (Sofia, BG)

Features of lipid metabolism in women with non st elevation acute coronary syndrome depending on the hormonal status

P601

V. Protsko (Lviv, UA)

SATURDAY, 21 APRIL 2018

Poster Sessions

- Effects of early statin treatment on acute heart failure and cardiovascular events after st-elevation myocardial infarction **P602**
S. Kozhukhov, A. Parkhomenko, A. Shumakov, N. Dovganych (Kiev, UA)
- Assessment of gdf-15 in patients with acute myocardial infarction on the background of acute heart failure **P603**
E.V. Khorolets, S.V. Shlyk, L.A. Khaisheva (Rostovon-Don, RU)
- Relation between obesity and severity of coronary artery disease in patients referred for coronary angiography **P604**
A. Xavier Fontes, C. Serena, E. Santos, R. Ferin, L. Oliveira, S. Ferreira, C. Almeida, C. Machado, R. Dourado, N. Pelicano, M. Pacheco, A. Tavares, F. Melo, M.L. Pavao, D. Martins (Ponta Delgada, PT)
- Anxiety and depression can really be risky for cardiac syndrome X? : the determination of risk levels with the hospital anxiety and depression scale **P605**
E.I. Cekirdekci, B. Bugan, U. Coskun (Kyrenia, Mersin, TR)
- Primary percutaneous transluminal coronary angioplasty in diabetic patients with acute myocardial infarction **P606**
I.P. Borges De Aragao, E.C.S. Peixoto, R.T.S. Peixoto, R.T.S. Peixoto, I.L.P.B. Anjos, L.L.B. Bandeira, C.T. Santos, T.L.S. Macedo, T.P.S. Alves, V.F. Marcolla, S.M.B.W. Vilagra, M.M. Vilagra, L.W. Vilagra, H.W. Vilagra, A.A.B. Aragao (Rio de Janeiro, BR)
- Changes in cardiovascular surgery from a religious concept **P607**
C. T. Santos, C. P. O. Da Silva, I.L.P.B. Dos Anjos, L. L. B. Bandeira, T. L. S. Macedo, D. M. Rebello, A. C. R. Queiroz, A. A. B. Aragao, M. M. Vilagra, S.M.B.V. Vilagra, M. A. Rocha, I.P.B. Aragao (Rio de Janeiro, BR)
- The impact of therapeutic compliance on the period of development of stent thrombosis after percutaneous coronary intervention **P608**
J. A. Mansurova, L.K. Karazhanova (Semey, KZ)
- Influence of invasive diagnostic and therapeutic procedures on a signal averaged ECG in patients with arterial hypertension and coronary artery disease **P609**
V.A. Kuznetsov, L.G. Evlampieva, E.I. Yaroslavskaya, E.A. Gorbatenko (Tyumen, RU)
- Influence of sympathovagal balance on electrical instability in patients with myocardial infarction with ST segment elevation **P610**
N. Burko, E. Dushina, Y. Barmenkova, Y. Tomashevskaya, V. Oleinikov (Penza, RU)
- Anxiety-depressive disorders in patients with stable coronary artery disease: opportunities of phenibut **P611**
O. Vosukh, T. M. Solomenchuk, Y.A. Myzak (Lviv, UA)
- In-hospital features of patients with ST elevation myocardial infarction and manual thrombaspiration **P612**
I. A. Leonova, D. Maznev, S. Boldueva, E. Shloido (St-Petersburg, RU)
- Characteristics of the gdf-15 index in patients with acute myocardial infarction **P613**
E.V. Khorolets, L.A. Khaisheva, S.V. Shlyk (RostovonDon, RU)

VALVULAR, MYOCARDIAL, PERICARDIAL, PULMONARY, CONGENITAL HEART DISEASE

- Valvular, myocardial, pericardial, pulmonary, congenital heart disease - Poster discussant: **P614**
G. E. Pieleas (Bristol, GB)
- Local rigidity of common carotid arteries in patients with coronary artery atherosclerosis **P615**
L. Salyamova, A. Khromova, I. Matrosova, V. Oleinikov (Penza, RU)
- Huge increase in the risk profile of patients admitted with moderate-to-severe degenerative aortic valve stenosis during last decade **P616**
J. Baran, A. KablakZiembicka, J. Podolec, M. Tomala, B. Nawrotek, L. Niewiara, K. Zmudka, T. Przewlocki (Krakow, PL)
- Long-term follow-up of percutaneous mitral valvuloplasty with single balloon technique. Survival and event-free survival **P617**
I.P. Borges De Aragao, E.C.S. Peixoto, R.T.S. Peixoto, R.T.S. Peixoto, I.L.P.B. Anjos, L.L.B. Bandeira, C.T. Santos, T.P.S. Alves, D.M. Rebello, T.L.S. Macedo, L.W. Vilagra, V.F. Marcolla, A.A.B. Aragao (Rio de Janeiro, BR)
- Myocardial revascularization surgery and percutaneous approach to left coronary artery tron injury **P618**
C. T. Santos, C. P. O. Da Silva, I.L.P.B. Dos Anjos, L. L. B. Bandeira, T. L. S. Macedo, D. M. Rebello, A. C. R. Queiroz, A. A. B. Aragao, M. M. Vilagra, S.M.B.V. Vilagra, M. A. Rocha, R. B. R. Rosa, M. G. F. De Oliveira, D.O. Freire, I.P.B. Aragao (Rio de Janeiro, BR)

SATURDAY, 21 APRIL 2018

Poster Sessions

HYPERTENSION

Hypertension - Poster discussant:

E. Greco (Fuscaldo (Cs), IT)

P619

24-hour central blood pressure profile in type 1 diabetics

P620

P. Jankowski, P. Kusak, A. Bednarek, P. Moskal, T. Klupa, M. Malecki, D. Czarnecka (Krakow, PL)

Correlations between inflammatory mediators and arterial stiffness in hypertensive patients.

P621

M.V. Derevjanchenko, M.E. Statsenko (Volgograd, RU)

The effectiveness of an educational intervention for sodium restrictin in patients with hypertension through estimated 24-hours urinary sodium excretion using a casual urine specimen

P622

Y. Kajikawa, M. Ikeda, A. Ueda, M. Hirota (Fukuyama, JP)

Correlation between psychological state indices and left ventricular mass index in hypertensive patients

P623

G. F. Andreeva, A. Deev, V. Gorbunov, E. Platonova (Moscow, RU)

Co-relationship between psychological state and left ventricular mass index in hypertensive patients

P624

G. Andreeva (Moscow, RU)

Hemodynamic variants of arterial hypertension/prehypertension in young people based on assessment of the aortic pressure

P625

M. Evseyeva, M. Eremin, V. Koshef, V. Baturin, E. Italyantseva (Stavropol, RU)

Study on the level of informations of patients with arterial hypertension in sumy city

P626

N. Demikhova, V. Smiianov, O. Smiianova, O. Demikhov (Sumy, UA)

Arterial hypertension treatment compliance of men engaged in monthly round-trip sojourns to the Arctic

P627

N. Shurkevich, A.S. Vetoshkin, L.I. Gapon, D.G. Gubin (Tyumen, RU)

Prevalence of high blood pressure in surgical patients

P628

A. M. Garrido Castro, P. Losada Mora, J.L. Carrillo Linares (Malaga, ES)

RISK FACTORS AND PREVENTION - EPIDEMIOLOGY

Risk Factors and Prevention - Epidemiology - Poster discussant:

I. M. Graham (Wicklow, IE)

P629

Prevalence of ideal cardiovascular health in a central European community: results from Kardiovize Brno 2030

P630

J. R. Medinalnojosa, M. Vinciguerra, O. Sochor, N. Movsisyan, S. Kunzova, M. Homolka, J. Jaresova,

F. Saeidifard, G. Yonas E, F. LopezJimenez (Rochester, US; Brno, CZ)

Related variables in the screening for prevalence of prehypertension in young adults students at technical school

P631

L.L.B. Bandeira, I.P. Borges De Aragao, V.F. arcolla, I.P.B. Anjos, E.C.S. Peixoto, C.S. Souza,

R.T.S. Peixoto, R.T.S. Peixoto, R.B.R. Setta (Vassouras, Rio de Janeiro and Niteroi, BR)

Clinical and demographic characteristics of patients with familial hypercholesterolaemia in Bulgaria: results from a retrospective observational study

P632

A. Postadzhayan, I. Petrov, M. Tokmakova, L. Kitova, S. Tsonev, J. Addison, V. Lachev

(Sofia and Plovdiv, BG; Cambridge, GB)

Detection and potential risk of early repolarization syndrome (ERS) in multi-ethnic population of Georgia

P633

K.R. Chagunava, G.V. Lomtadize (Tbilisi, GE)

Women self-knowledge screening for cardiovascular risk factors in different age and labor activities populations

P634

I.P. Borges De Aragao, V.F. Marcolla, L.L.B. Bandeira, I.L.P.B. Anjos, C.T. Santos, T.L.S. Macedo,

D.M. Rebello, C.P.O. Silva, A.A.B. Aragao, T. Spritzer, S.A. Simoes, E. Rabello (Rio de Janeiro, BR)

Multiple risk scenario of coronary artery disease between rural and urban population in india

P635

S. Tanwar, N.A.R.E.S.H. Sen, G.E.O.R.G.E. Cherman, A.S.H.O.K. Jain, S. Jagdish, H.A.R.I. Kishan,

A. Mehta, A.S.H.O.K. Seth (Jaipur, Bangalore, Mumbai and New Delhi, IN)

Sudden and non-sudden cardiac death among patients after myocardial infarction (from 90th till present time)

P636

I. A. Leonova, E. Bykova, S. Boldueva (St-Petersburg, RU)

Characteristics of modern drug therapy of atrial fibrillation in Russian population sample

P637

M. Shapkina, S. Malyutina, A. Ryabikov, E. Mazdorova, E. Avdeeva, M. Bobak, J.A. Hubacek,

Y.U. Nikitin (Novosibirsk, RU; London, GB; Prague, CZ)

SATURDAY, 21 APRIL 2018

Poster Sessions

- Association of coronary artery disease prevalence with objective and subjective health indices in the open population **P638**
E.V. Akimova, M.M. Kayumova, V.V. Gafarov, V.A. Kuznetsov (Tyumen and Novosibirsk, RU)
- Survey of risk factors for cardiovascular diseases in women in brown municipality **P639**
C. T. Santos, C. P. O. Da Silva, I.L.P.B. Dos Anjos, L. L. B. Bandeira, T. L. S. Macedo, A. C. R. Queiroz, M. A. Rocha, A. A. B. Aragao, I.P.B. Aragao (Rio de Janeiro, BR)
- Doctors and medical students: when healthy lifestyle is be formed? **P640**
M. Boyarinova, O. Rotar, A. Orlov, V. Solntsev, A. Tanicheva, A. Konradi, E. Shlyakhto (Saint-Petersburg, RU)
- Fight against early heart disease what more we have to know ? **P641**
Y. Todorova, T. Chakalova-Yancheva, N. Stancheva, K. Gospodinov, M. Hristov, G. Dimitrov, D. Qkova, S. Tisheva (Pleven, BG)

RISK FACTORS AND PREVENTION - CARDIOVASCULAR RISK ASSESSMENT

- Risk Factors and Prevention - Cardiovascular Risk Assessment - Poster discussant: **P642**
B. A. Ference (Plymouth, US)
- Screening for cardiovascular risk factors and self awareness among female students in the first two years of medicine **P643**
L.B.B. Bandeira, I.P. Borges De Aragao, I.P.B. Anjos, S.A.N.T.O.S. Ct, C.P.O. Silva, T.L.S. Macedo, D.M. Rebello, A.L. Herscheid, C.S. Souza, A.R.B. Neto, E. Rabello, P.R.S. Dantas, R.R. Soares, V.F. Marcolla, S.A. Simoes (Vassouras, FORTALEZA and Rio de Janeiro, BR; Bonn, DE)
- Intermediate hyperglycemia factor of high risk of cardiovascular diseases **P644**
G.G. Petrik, E.D. Kosmacheva, S.A. Kartavenkov, A.V. Bratchik (Krasnodar, RU)
- Do sex differences in risk levels for developing recurrent stroke? a five-year observation from one tertiary care hospital in Thailand **P645**
J. Suwanno, K. Angkun, K. Rajborirug, J. Suwanno (Hat Yai, Songkhla and Thasala, Nakhon Si Thammarat, TH)
- Structural myocardial abnormalities as prognostic factor of sudden cardiac death among patients with myocardial infarction and ventricular arrhythmia **P646**
I. A. Leonova, S. Boldueva, E. Bykova (StPetersburg, RU)
- Coronary artery disease risk difference between liittle young and middle age group in India **P647**
N. Sen, S.O.N.A.L. Tanwar, A.S.H.O.K. Jain, G.E.O.R.G.E. Cherian, S. Jagdish (BANGALORE, Jaipur and Bangalore, IN)
- Heart rate control in post PCI patients **P648**
M. Ali, M. Ahmed, A. Abdullah, T. Kiernan (Limerick, IE)
- Associations of traditional cardiovascular risk factors with subclinical coronary atherosclerosis **P649**
N. Pogosova, I.E. Koltunov, N.P. Kachanova, Y.M. Yufereva, V.A. Vygodin (Moscow, RU)
- Life style Intervention using mobile technology in patients with high cardiovascular risk: a pragmatic randomized clinical Trial (LIGHTT) **P650**
A.I. Tekkesin, G. Cinier, O. Yildirimturk, Y. Soluk Ozdemir (Istanbul, TR)
- Screening of cardiovascular risk in bodyguard security team of state government. The obese and overweight group assessment **P651**
I.P. Borges De Aragao, S.A. Simoes, V.F. Marcolla, P.P. Ferreira, T. Spritzer, M. Fidelis, L.L.B. Bandeira, I.L.P.B. Anjos, C.T. Santos, T.L.S. Macedo, H.W. Vilagra, S.M.B.W. Vilagra, M.M. Vilagra, A.A.B. Aragao, A.C.S. Barbosa (Rio de Janeiro, BR)
- Risk for developing cardiovascular disease in hypertension with controlled and uncontrolled blood pressure: a result from three primary care units in Thailand **P652**
J. Suwanno, N. Koson (Thasala, Nakhon Si Thammarat, TH)
- A predictive score for asymptomatic atheromatosis **P653**
I. Davolos, C.D. Costa D, L.M.D. Lobianco Md, M.N. Mastandrea N, P.S. Pinasco S, S.E. Stazzone E, D.C. Dominguez C, B.C.S. Berensztein Cs (Buenos Aires, AR)
- Cardiovascular disease risk in post-stroke: do ischemic stroke women and men had differences type of risk factors? **P654**
K. Angkun, J.O.M. Suwanno, J.U.K. Suwanno, K. Rajborirug (Hat Yai, Songkhla and Thasala, Nakhon Si Thammarat, TH)

SATURDAY, 21 APRIL 2018

Poster Sessions

SECONDARY PREVENTION

Secondary Prevention - Poster discussant:

M.L. Lochen (Tromso, NO)

P655

High adherence to treatment as a promising method of effective prevention of post-operative cognitive dysfunction in patients after coronary artery bypass grafting

P656

Y. Argunova, O.A. Trubnikova, E.S. Kagan, O.L. Barbarash (Kemerovo, RU)

Gender differences in change in cardiovascular disease risk profile after incident myocardial infarction. The Tromso Study 1994-2016

P657

A. Nilsen, T.A. Hanssen, K.T. Lappegaard, M.L. Lochen, E. Mathiesen, I. Njolstad, T. Wilsgaard, L.A. Hopstock (Bodo and Tromso, NO)

S klotho, pro bnp, and exercise training in coronary artery disease patients

P658

E. Radzishevsky, C.H. Sherve, L. Berdichanski, E. Goldhammer, U. Rosenschein, M.O. Saghiv (Haifa, IL; Bismarck, US)

Impact of uncontrolled HbA1c levels in patients with an acute coronary syndrome and previous documented cardiovascular disease

P659

P.M. Azevedo, D. Carvalho, D. Bento, J. Bispo, J. Guedes, T. Mota, S. Pereira, W. Santos, J. Mimoso, I. Jesus (Faro, PT)

Community screening and management of hypertension outcome of 3 years follow up

P660

S.K. Sharma, A. Ghimire, B. Koirala, S. Uprety (Dharan, NP)

For life after myocardial infarction

P661

O. Hlinomaz, Z. Kaifoszova, M. Beranova, K. Srutova, T. Machulka, S. Belaskova, N. Novakova, K. Marcinechova, L. Kresalova, H. Richtmrcocova, J. Dolezel, L. Klemsova, R. Ceska (Brno, Prague, Zlin, Olomouc, Jihlava and Ostrava, CZ)

Screening for thrombophilia in patients with chronic thromboembolic pulmonary hypertension: a key for secondary prevention.

P662

V. Shemenkova, N. Shostak, A. Klimentenko, A. Svet, D. Kotova (Moscow, RU)

Better cardiovascular outcomes of combined therapy with ivabradine and bisoprolol versus bisoprolol alone in cardiac syndromex patients with bronchial asthma.

P663

N. Sen, S.O.N.A.L. Tanwar, A.S.H.O.K. Jain, G.E.O.R.G.E. Cherian, S. Jagdish (BANGALORE, Jaipur and Bangalore, IN)

The Log Book as a new tool for the secondary prevention of coronary artery disease

P664

M. Zeller, F. Chague, A. Vaillant, J.C. Beer, A. Gudjoncik, D. Brunet, Y. Cottin (DIJON, Seurre and Dijon, FR)

Early follow-up after acute coronary syndrome (ACS) treated with percutaneous coronary intervention: effect on medication adherence and knowledge of the disease

P665

E. Venturini, V. Venturini, A. Marabotti, C. Marabotti (Cecina (LI) and Pisa, IT)

Importance and characteristics of exercised based cardiac rehabilitation secondary prevention program in young adults with prior myocardial infarction: Belgrade center experience

P666

I. Burazor, M. Andjic, S. Stevovic, N. Karanovic, A. Kovacevic, M. Moraca, Z. Cosic, N. Antonijevic, M. Nedeljko, Y. Adler (Belgrade, RS; Tel Hashomer, IL)

Most frequent medical problems in patients admitted in orthopaedic surgery

P667

A. M. Garrido Castro, P. Losada Mora, J.L. Carrillo Linares (Malaga, ES)

Most frequent medical problems in patients admitted in Vascular Surgery

P668

P. Losada Mora, A. M. Garrido Castro, J.L. Carrillo Linares (Malaga, ES)

PREVENTIVE CARDIOLOGY

Preventive cardiology - Poster discussant:

E. Guasch (Barcelona, ES)

P669

Gender dependent differences in relationship between echocardiographic epicardial adipose tissue thickness and angiographically detected coronary artery disease

P670

I. Kologrivova, O. Koshelskaya, I. Vinnitskaya, A. Boshchenko (Tomsk, RU)

SATURDAY, 21 APRIL 2018

Poster Sessions

- Decreased FoxP3+ T-regulatory lymphocytes in moderately obese patients are associated with inflammatory changes in women but not in men **P671**
I. Kologrivova, O. Koshelskaya, T. Suslova, I. Vinnizkaya, O. Trubacheva, E. Kravchenko, A. Gusakova (Tomsk, RU)
- Evaluation of cardio-respiratory efficiency in patients with obesity and cardiopatia isquemica **P672**
N. G. Uribe Heredia, L.G. Piccone Saponara, R. Arroyo Espliguero, H. Alvaro Fernandez, E. Vallejo Sacristan, I. Rodriguez Guinea, M.A. San Martin Gomez, E. Diaz Caraballo, M.E. Jimenez Martinez, B. Tarancon Zubimendi, S. Garcia Ortego, M. Viana Llamas, J.L. Garcia Gonzalez, C. Toran Martinez, J. Balaguer Recena (Guadalajara and Ciudad Real, ES)
- Aerobic exercise capacity in obesity with or without comorbidities **P673**
G. Deboeck, M. Lamotte, V. Faoro (Brussels, BE)
- Total surface charge of erythrocyte membranes in patients with metabolic syndrome **P674**
M. Sapacheva, N.A. Druzhinina, M.V. Pisarev, T.V. Koroleva, V.I. Podzolkov (Moscow, RU)
- Determination of nutritional habits and obesity status of university students **P675**
B. Bayrak, S. Oguz, E. Akyildiz, E.P. Karaoglu (ISTANBUL, TR)
- V-FAT - A comparative study of correlation between visceral fat and CAD in patients presenting with ACS data from a developing country **P676**
A. Bahekar, V. George, C. Koshy, K. Jacob, S. Salih, A. Gautam, G. Benjamin, K. Venugopal (Thiruvalla, IN)
- Leptin level is in hypertensive obese patients and its relation with metabolic and hemodynamic parameters **P677**
O. Molchanova, A. Britov, A. Deev (Moscow, RU)
- Associations between PM2.5 and blood pressure, lipids, and glucose: an analysis from the Survey of Risk Factors (SURF) data among 10 countries **P678**
M. Zhao, G. Hoek, M. Strak, D.E. Grobbee, I. Graham, K. Klipstein-Grobusch, I. Vaartjes (Utrecht, NL; Dublin, IE)
- Unusual seasonal variation in the occurrence of acute ST-elevation myocardial infarction and the effect on outcome **P679**
D. Sharif, T. PiEll, Y. Sharif, A. Sharif-Rasslan, U. Rosenschein (Haifa, IL)
- Comparison of 10-year cardiovascular risk between white and blue-collar workers **P680**
A. Varela, A. Mesa, N. Athanasiadis, S. Chryssanthopoulos, C.H. Davos (Athens, GR)
- Application and replicability of bilateral and simultaneous multiple arterial blood pressure measurements in sedentary and physically active professions **P681**
E. De Groot, E. Schrauwen, R. Straatman (Eindhoven, Amsterdam, Lunteren and IJmuiden, NL)
- Impaired exercise capacity is associated with impaired cardiac and vascular function, and increased levels of disease-specific biomarkers in adults with repaired tetralogy of Fallot **P682**
M. Novakovic, K. Prokselj, Z. Fras, B. Jug (Ljubljana, SI)
- Prognostic variables of cardiopulmonary exercise testing in heart failure with preserved and reduced ejection fraction: a cross-sectional study. **P683**
A.D. Silveira, W.R. Menegazzo, F.C. Barros, J.B. Lima, F. Cirne, C.P. Lopes, A.S. Campos Filho, R. Stein (Porto Alegre, BR)
- The dynamic of physical capacity and quality of life after heart transplantation **P684**
M. Simonenko, A. Berezina, P. Fedotov, Y. Sazonova, T. Pervunina, T. Lelyavina, M. Sitnikova, G. Nikolae, M. Gordeev, M. Karpenko (Saint-Petersburg, RU)
- Cardiorespiratory optimal point: a novel cardiopulmonary exercise testing parameter for prognosis in patients with ischaemic heart disease **P685**
T. Mendonca, A. Abreu, P. Rio, G. Portugal, S. Silva, R.M. Soares, R.C. Ferreira (Lisbon, PT)
- Cardiopulmonary exercise test in patients with left ventricular non-compaction cardiomyopathy, a functional characterization of a cohort of ambulatory patients **P686**
D. E. Iglesias, W. Masson, D. Perez De Arenaza, M. Calatayud, J. Fernandez Galech, N. Vulcano, C. Belziti, R. Pizarro (Buenos Aires, AR)
- Aberrant cardiopulmonary function during exercise testing and exercise intolerance in relation to cardiometabolic health in obese adolescents **P687**
D.R.M.J. Hansen, W. Franssen, M. Beyens, N. Marinus, L. Bervoets, J. Vijgen, P. Koopman, H. Heibuchel, K. Verboven, P. Dendale, G. Massa, M. Spruit (Hasselt and Antwerp, BE)

SATURDAY, 21 APRIL 2018

Poster Sessions

- The prognostic value of the six-minute walk test in patients with Chagas heart disease and preserved functional capacity **P688**
H. Costa, M.M.O. Lima, P.H.S. Figueiredo, K.K.P. Menezes, P.R. Avelino, M.C.P. Nunes, M.O.C. Rocha (Belo Horizonte and Diamantina, BR)
- Respiratory muscle strength in Chagas heart disease patients **P689**
H. Costa, M.M.O. Lima, P.H.S. Figueiredo, K.K.P. Menezes, P.R. Avelino, M.C.P. Nunes, M.O.C. Rocha (Belo Horizonte and Diamantina, BR)
- Relationship between exercise oscillatory ventilation loop and severity of heart failure **P690**
T. Nakade, H. Adachi, M. Murata, S. Oshima (Maebashi, JP)
- Early signs of stress induced arterial hypertension during cardiopulmonary testing and advantages in cardiac risk lowering **P691**
E. A. Kolesnikova, G.P. Arutyunov, A.K. Rylova (Moscow, RU)

STRESS, PSYCHOSOCIAL AND CULTURAL ASPECTS OF HEART DISEASE

- Stress, PsychoSocial and Cultural Aspects of Heart Disease - Poster discussant: **P692**
N. Pogosova (Moscow, RU)
- Quality of life, anxiety and depression in patients after cardiac rehabilitation **P693**
N. Mouine, G. Amah, C. Guiti, S. Gagey, M. Duval, L. Widad, K. Abdennbi (Paris, FR)
- Do higher education and higher income involve favorable cardiovascular risk factors profile in young adults ? **P694**
P. Nadrowski, W. Drygas, A. Pajak, T. Zdrojewski, W. Wojakowski, W. Bielecki, A. Tykarski, M. Skrzypek, K. Kozakiewicz (Katowice, Warsaw, Krakow, Gdansk, Lodz and Poznan, PL)
- Illness perception in patients with paroxysmal atrial fibrillation after catheter ablation **P695**
N. Pogosova, K.V. Davtyan, A.I. Telegina, Y.M. Yufereva (Moscow, RU)
- Anxiety, depression and type D personality in patients with paroxysmal atrial fibrillation after catheter ablation **P696**
N. Pogosova, A.I. Telegina, Y.M. Yufereva, K.V. Davtyan (Moscow, RU)
- The occupational stress, circadian profile of blood pressure and the syndrome of Eva **P697**
M. Evseyeva, L. Ivanova, M. Rostovtseva, G. Hite, S. Gusev (Stavropol, RU)
- Design of Russian country-wide clinico-epidemiological programme for assessment of psychosocial risk factors in cardiological practice in patients with hypertension and coronary heart disease (COMET) **P698**
N. Pogosova, S.A. Boytsov, Y.M. Yufereva, A.A. Kursakov, A.K. Ausheva (Moscow, RU)
- Stress in family and social network index in the open population of the middle urbanized Siberian city **P699**
A.M. Akimov, M.M. Kayumova, V.V. Gafarov, V.A. Kuznetsov (Tyumen and Novosibirsk, RU)
- European Cardiac Rehabilitation Database (EuroCaReD): psychosocial risk factors at the start of the cardiac rehabilitation in Russian cohort **P700**
N. Pogosova, O.Y. Sokolova, Y.M. Yufereva, I.V. Osipova, I.N. Ryamzina (Moscow, Barnaul and Perm, RU)

CARDIOVASCULAR REHABILITATION

- Cardiovascular Rehabilitation - Poster discussant: **P701**
C.H. Davos (Athens, GR)
- Effects of cardiac rehabilitation to muscle energy metabolism in the HFrEF patients with lower muscle mass **P702**
N. Takao, J. Iwasaka, S. Kurose, C. Tanaka, H. Tsutsumi, Y. Kimura (Hirakata, Hirakata and Kyoto, JP)
- Clinical usefulness of kihon checklist for frailty and exercise tolerance in patients undergoing cardiac rehabilitation **P703**
M. Kunitomo, K. Shimada, M. Yokoyama, T. Matsubara, T. Aikawa, S. Ouchi, M. Shimizu, K. Fukao, K. Fujiwara, T. Miyazaki, A. Honzawa, A. Shimada, T. Yamamoto, A. Amano, H. Daida (Tokyo, JP)
- Cost estimation of different cardiac rehabilitation modalities in brazilian scenario **P704**
E. Kuehr, C.A. Polanczyk (Porto Alegre, BR)
- Successful biofeedback during cardiorespiratory training in the rehabilitation of patients with acute myocardial infarction: clinical predictors **P705**
I. A. Leonova, I. Yarmosh, S. Boldueva, N. Suvorov (StPetersburg, RU)
- Effect of outpatient cardiac rehabilitation program on outcome of elderly patients, especially in frailty status **P706**
T. Tanaka, S. Furukawa, R. Nakaie, K. Teshima, H. Koga, A. Yamada (Fukuoka and Iizuka, JP)

SATURDAY, 21 APRIL 2018

Poster Sessions

- The influence of pacemaker programming modes on exercise capacity during cardiac rehabilitation
B. Caloian, A.V. SitarTaut, D. Pop, G. Cismaru, D.H. Comsa, G.N. Gusetu, D.T. Zdrengea (ClujNapoca, RO) **P707**
- Psychological evaluation by using hamilton depression and anxiety rating scales in coronary artery bypass grafting patients undergoing cardiovascular rehabilitation treatment
R. Al Namat, A. Petris, M.G. Felea, I. Costache, V. Aursulesei, N. Al Namat, D. Al Namat, O. Mitu, M. Constantin, E. Popescu, F. Mitu (Iasi, RO) **P708**
- Exercise capacity and prognostic value of cardiac rehabilitation according to cardiac pathology
M. Demeulenaere, S. De La Porte, B. Ectors, N. Possemiers, T. Stoop, K. Wuyts, B. Shivalkar, P. Beckers (Antwerp, BE) **P709**
- Change in the cardiopulmonary exercise testing response in patients with coronary artery disease not participating in cardiac rehabilitation
N. Kumar, N. Kumar, D. Popovic, S. Chaudhry, A. Bagai, R. Arena (WHITBY and Toronto, CA; Belgrade, RS; Atlanta and Chicago, US) **P710**
- The efficacy and safety of bokken-taiso exercise, newly developed method for aged hypertensive patients: a pilot study.
J. Iwasaka, I. Shiojima (Osaka, JP) **P711**
- Cardiac rehabilitation after extirpation of benign heart tumors. Our center experience
I. Burazor, A. Kovacevic, S. Stevovic, B. Milovanovic, M. Andjic, M. Moraca, R. Babic, S. Tomic, Y. Adler (Belgrade, RS; Tel Hashomer, IL) **P712**
- Associations between cardiorespiratory fitness and functional capacity in coronary heart disease after cardiac rehabilitation
V. T. Santos, A. Abreu, J. Garcia, J. D Lopes, A. Cristovao, R. Pinto, V. Angarten, X. Melo, F. Alcantara, M. A Ribeiro, D. E Mendes, A. Ramos, H. Santa Clara (Lisbon and Loures, PT) **P713**
- Predictive factors for improving functional capacity in patients with ischemic cardiopathy in the cardiac rehabilitation program
N. G. Uribe Heredia, J.L. Balaguer Recena, E. Novo Garcia, H. Alvaro Fernandez, L.G. Piccone Saponara, E. Vallejo Sacristan, B. Garcia Magallon, I. Rodriguez Guinea, M.A. San Martin Gomez, B. Tarancon Zubimendi, S. Garcia Ortego, R. Arroyo Espliguero, M. Viana Llamas, M.E. Jimenez Martinez, E. Diaz Caraballo (Guadalajara and Ciudad Real, ES) **P714**
- Feasibility of a multidisciplinary lifestyle program for obese patients with atrial fibrillation
N. C. C. W. Tenbult Van Limpt, J.J. Kraal, H.M.C. Kemps (Veldhoven/Eindhoven and Veldhoven, NL) **P715**
- Risk factors in early rehabilitation in patients with CABG
A. Mastaleru, O. Mitu, R.S. Gavrila, F. Mitu, M.M. LeonConstantin (Iasi, RO) **P716**
-
- SPORTS CARDIOLOGY**
- Sports Cardiology - Poster discussant:** **P717**
- F. D'Ascenzi (Siena, IT)*
- The primary and secondary prevention strategies for sudden cardiac arrest across professional womens football in england. **P718**
- A. Malhotra, F. Shashzad, H. Dhutia, G. Finocchiaro, S. Papatheodorou, Z. Fanton, P. Bulleros, J. Basu, G. ParryWilliams, A. D'silva, C. Miles, R. Mehta, M. Tome, M. Papadakis, S. Sharma (London, GB)*
- Different cardiac remodeling according to the type of sport discipline **P719**
- G. Grazioli, M. Sanz De La Garza, A. Vaquer, S. Montserrat, B. Vidal, G. SarquellaBrugada, V. Pons, G. Rodas, J. Gutierrez, M. Sitges (Barcelona, Esplugues de Llobregat and Sant Cugat del Vallès, ES)*
- Significance of the effects of non-functional over-reaching and overtraining on autonomic nervous system function in elite athletes **P720**
- L. Maskhulia, T. Kajaia, K. Chelidze, V. Akhalkatsi, Z. Kakhbrishvili, M. Matiashvili, A. Gogelia, T. Chutkerashvili (Tbilisi, GE)*
- Myocardial deformation changes in endurance athletes after highintense ultra mountain trail **P721**
- A. De La Rosa, A. Castro, N. Castro, M. Padilla, M. Maynar, J. Lacalzada (Santa Cruz de Tenerife, Arona, Las Palmas de Gran Canaria and La Laguna, Tenerife, ES)*

SATURDAY, 21 APRIL 2018

Poster Sessions

- How does an ultra mountain trail intense exercise affect in left atrium? **P722**
A. De La Rosa Hernandez, A. Castro, N. Castro, M. Padilla, M. Maynar, J. Lacalzada (Santa Cruz de Tenerife, Arona, Las Palmas de Gran Canaria and La Laguna, Tenerife, ES)
- Functional changes in right ventricle function after an ultra mountain trail **P723**
A. De La Rosa Hernandez, A. Castro, N. Castro, M. Padilla, M. Maynar, J. Lacalzada (Santa Cruz de Tenerife, Arona, Las Palmas de Gran Canaria and La Laguna, Tenerife, ES)
- Morphological changes in right heart cavities after an ultra mountain **P724**
A. De La Rosa, A. Castro, N. Castro, M. Padilla, M. Maynar, J. Lacalzada (Santa Cruz de Tenerife, Arona, Las Palmas de Gran Canaria and La Laguna, Tenerife, ES)
- Heart rate variability in elite athletes versus amateurs **P725**
N. Kryzhanovska, R.O.N. Fridman, V. Sagan (Dnipropetrovsk and Kiev, UA)
- Gender differences in the 24h post exercise pattern of peripheral and central systolic blood pressure **P726**
D. Goeder, B. Boehm, M. Schwarz, P. Thielke, R. Oberhoffer, J. Mueller (Munich, DE)

CARDIOVASCULAR DISEASE IN SPECIAL POPULATIONS

- Cardiovascular disease in special populations - Poster discussant: **P727**
P. Doherty (York, GB)
- Bodyweight supported exercise reduces the metabolic demand during cardiopulmonary exercise testing in untrained subjects **P728**
T. Bruessau, R. Oehring, S.B. Felix, M. Bahls, M. Doerr (Greifswald, DE)
- Impact of cardiac rehabilitation on renal function and arterial stiffness in patients with coronary artery disease **P729**
N. Mouine, G. Amah, C. Guiti, S. Gagey, M. Duval, K. Abdenni (Paris, FR)
- Systemic inflammation in patients with arterial hypertension and diabetes mellitus type 2 **P730**
M.V. Derevjanchenko, M.E. Statsenko (Volgograd, RU)
- Bodyweight supported running reduces exercise blood pressure **P731**
R. Oehring, T. Bruessau, S.B. Felix, M. Bahls, M. Doerr (Greifswald, DE)
- Prevalence of risk factors for cardiovascular disease in patients with chronic kidney disease and subclinical hypothyroidism **P732**
I. Garmish, A.V. Kuryata (Dnipropetrovsk, UA)
- The effect of initial weight and weight gain in pregnancy on blood pressure control **P733**
E. Szczerba, A. Bochowicz, K. Pankiewicz, T. Maciejewski, A. Fijalkowska (Warsaw, PL)

CARDIOVASCULAR PHARMACOLOGY

- Cardiovascular pharmacology - Poster discussant: **P734**
J. Brguljan (Ljubljana, SI)
- Adverse effects of drug therapy (the first results of the study according to the outpatient register) **P735**
Y.V. Lukina, N.A. Dmitrieva, N.P. Kutishenko, S.Y. Martsevich (Moscow, RU)
- Improving adherence to medicines of secondary prevention results of a prospective multicenter follow-up study **P736**
G. Veress, I. Tiringier, G. Andrassy, F. Erdei, L. Kohut, K. Pader, E. Simon, K. Szasz, A. Simon (Balatonfüred, Pécs, Budapest, Gyula, Balatonfüred, Sopron and Deszk, HU)
- Aliricumab in cardiac rehabilitation patients. Clinical profile and initial results **P737**
A. A. Rojas Sanchez, J. Mora Robles, A.L. Aviles Toscano, I. Navarrete Espinosa, P. Guardia Martinez, D. Prieto Toro, J. Rodriguez Silva, M. De Mora Martin (Malaga, ES)
- Statins and risk biomarkers for coronary heart disease (CHD) in type 2 diabetes mellitus patients with normal LDL cholesterol levels. 1 year prospective study in Constanta County, Romania **P738**
I. R. Parepa, L. Mazilu, A.I. Suceveanu, A.P. Suceveanu, L. Matei, M. Toringhibel, D. Catrinoiu, A. Rusali (CONSTANTA, RO)

SATURDAY, 21 APRIL 2018

Poster Sessions

E-CARDIOLOGY / DIGITAL HEALTH, PUBLIC HEALTH, HEALTH ECONOMICS, RESEARCH METHODOLOGY

E-cardiology / digital health, public health, health economics, research methodology - Poster discussant: **P739**

I. Frederix (Rotselaar, BE)

Risk factors for cardiovascular diseases in urban and rural populations in the industrial region of the Russian Federation **P740**

G.V. Artamonova, S. Maksimov, E.V. Indukaeva, D.P. Tsygankova, M.V. Tabakaeva, O.L. Barbarash (Kemerovo, RU)

Low incidence of influenza vaccinations in patients with acute myocardial infarction **P741**

V. Maravic-Stojkovic, B. Stojkovic, A. Karalejic, M. Miljkovic, T. Gojkovic (Belgrade, RS)

Inoue balloon versus single balt balloon technique in percutaneous mitral balloon valvuloplasty. **P742**

Results, in-hospital evolution and cost

I.P. Borges De Aragao, E.C.S. Peixoto, R.T.S. Peixoto, R.T.S. Peixoto, M.P. Nascimento, V.F. Marcolla, I.L.P.B. Anjos, L.L.B. Bandeira, C.T. Santos, T.L.S. Macedo, T.P.S. Alves, D.M. Rebello, P.R.S. Dantas, E. Rabello, A.A.B. Aragao (Rio de Janeiro, BR)

Health effects of active commuting: Design, rationale and baseline characteristics of a randomized controlled trial. The GISMO Study **P743**

D. Niederseer, M. Loidl, M.D. Fernandez Lapuente De Battre, B. Reich, B. Zagel, J. Niebauer,

C.M. Schmied (Zurich, CH; Salzburg, AT)

Effects of a one-week vacation with various activity programs on cardiovascular parameters in healthy vacationers **P744**

G. Neumayr, P. Lechleitner (Lienz, AT)

BASIC SCIENCE

Basic science - Poster discussant: **P745**

H. Hanssen (Basel, CH)

Effect of the antioxidants rich red palm oil supplementation on the cardiac oxidative stress and heart function in the spontaneously hypertensive rats **P746**

B. Szeiffova Bacova, M. Sykora, I. Bernatova, E. Katengua Thamahane, V. Knezl, N. Tribulova (Bratislava, SK; Cape Town, ZA)

Anthropometric measurements and the macronutrient level of the girls-carriers of various genotypes rs9939609 of FTO gene **P747**

L. Rychkova, T. Bairova, E. Sheneman, K. Ievleva, O. Bugun (Irkutsk, RU)

Handgrip strength is associated with lung function, but not oxygen uptake, in congenital heart defects across the lifespan **P748**

M. P. Smith, J. Mueller, R.C. Neidenbach, P. Ewert, A. Hager (St. George's, GD; Munich, DE)

The polymorphism-141c ins/del of the d2-dopaminergic receptor gene as a risk marker of essential hypertension in adolescents **P749**

L. Rychkova, A. Kosovtseva, T. Bairova, V. Polyakov, L. Kolesnikova (Irkutsk, RU)

Some parameters of circadian organization blood pressure levels in children symptomatic hypertension on the background of congenital anomalies of the urinary system and polymorphism of gene ACE **P750**

L. Rychkova, E. Belyaeva, T. Bairova, L. Kolesnikova (Irkutsk, RU)

Association of coronary artery disease and plasma adiponectin concentration **P751**

P. Rashiti, S. Bexheti, S.H. Elezi (Prishtina, XK)

Association between cardiovascular risk factors, telomere biology and vascular aging **P752**

O. Isaykina, V. Gorbunov (Moscow, RU)

Predicting finishing times using clinical variables and the Combyn™ ECG in subjects performing ultra-marathon and marathon **P753**

C. Wegmayr, F. Skrabal, P.M. Haller, M. Tscharre, E. Piackova, A. Gomiscek, K. Huber (Vienna and Graz, AT)

Index of Chairpersons and Judges

By page number

A

Abreu A.: 17, 36, 64, 66
Adami P. E.: 19, 56
Ambrosetti M.: 17, 36
Azman Juvan K.: 24, 42

B

Bajraktari G.: 39, 42
Barna O.: 22, 24
Barthelemy J. C.: 17, 24, 35, 44
Berger T.: 43
Brguljan J.: 36, 67
Bruining N.: 16

C

Castelletti S.: 22
Clays E.: 53
Cohen-Solal A.: 40

D

Davos C.: 39, 43, 55, 64, 65
De Bacquer D.: 19, 44
Dendale P.: 17, 32, 34, 43, 64
Doehner W.: 28, 43, 55

E

Eggersdorfer M.: 20

F

Fras Z.: 20, 23, 32, 38, 40, 41, 43, 44, 51, 56, 64
Furlanello F.: 19

G

Goto Y.: 25
Graf C.: 18, 23
Graham I. M.: 20, 29, 38, 57, 61, 64
Greco E.: 57, 61
Grobbee D. E.: 19, 21, 25, 29, 41, 44, 54, 64
Guazzi M.: 36, 39

H

Halle M.: 18, 39, 43
HASAN ALI H.: 46
Heidbuchel H.: 22, 24, 25, 64
Hoefler S.: 22

I

Iliou M.C.: 17, 40, 42
Itoh H.: 36, 44

J

Jankowski P.: 16, 23, 32, 38, 61
Jug B.: 20, 27, 28, 34, 36, 38, 43, 44, 51, 56, 64

K

Karlsen T.: 16, 18, 57
Kemps H.M.C.: 18, 26, 35, 46, 54, 57, 66
Kinsara A.: 27, 38
Kraenkel N.: 18, 39
Krstacic G.: 22, 34, 49

L

La Gerche A.: 17, 24, 42, 55
Landmesser U.: 40
Leeson P.: 16, 36
Lochen M.L.: 16, 26, 63

M

Mamas M.: 22, 50, 55, 59
Marques-Vidal P.: 36, 56
Moholdt T.: 41, 43
Moustafa T.M.: 19

P

Papadakis M.: 17, 22, 34, 41, 52, 56, 57, 66
Parati G.: 16, 27
Pelliccia A.: 14, 42
Perk J.: 23, 36, 53
Pieles G.: 34, 39, 41, 60
Piepoli M. F.: 42
Prescott E.: 33, 41, 56
Pressler A.: 17, 18, 24

R

Reiner Z.: 19
Reiss N.: 55

S

Sans Menendez S.: 58
Savonen K.: 36
Sawhney J. P. S.: 44
Schmid J.P.: 17, 18, 25

Schmied C.: 17, 24, 57, 68
Serratos Fernandez L.: 17, 57
Simonenko M.: 64
Solberg E. E.: 17, 52
Stein R.: 18, 51, 55, 64

T

Tell G. S.: 36, 47
Tiberi M.: 18

V

Van Buuren F.: 17, 22, 23, 31, 51
Van Craenenbroeck E.: 18, 25, 41
Vanhees L.: 17, 43
Vassiliou V.: 16, 28, 44
Verschuren M.: 38, 44
Vigorito C.: 25
Voller H.: 25, 42

W

Wilhelm M.: 16, 17, 18, 51
Wong N.: 25, 43, 51, 56

Y

Yiangou K.: 41

Index of Speakers

By final programme number

A

Abo el azme T.: P179
Abreu A.: 290
Adami P. E.: 40
Adams V.: 313
Ambrosetti M.: 291

B

Bajraktari G.: 315
Banach M.: 312, 52
Beckers P. J. M.: 314
Berger T.: P383
Biffi A.: 347
Borjesson M.: 103
Brguljan J.: P734
Brouwers R.: 10
Bruthans J.: 80
Busnatu S. S.: 317
Buys R.: 76

C

Cajani E.G.: 75
Cappuccio F.P.: 281, 94, P155
Carre F.: 348
Castelletti S.: 73
Chousou P.: A.1
Christou G.: 37
Chrysohoou C.: 4, P118
Claessen G.: 101, 558
Claffey P.: 575
Cohen-Solal A.: 333
Compostella L.: 553
Corra U.: 555

D

D'Ascenzi F.: 557, 74, P717
Davos C.H.: 369, P701
De Backer G.: 340, P487
Dilaveris P. E.: 77
Doehner W.: 370
Doherty P.: 353, P727
Dudina A.: 576
Duvinae A.: 316

E

Edelmann F.: 354, P394
Empana J.P.: 96
Ferenc B. A.: 561, P642
Flezar M.: 97

F

Francia P.: 105
Fras Z.: 329, 49, 53, 562
Frederix I.: 11, P739

G

Gaita D.: 331, 550, 81, P204
Gati S.: 583, 71, P512
Gorissen W.: J.54
Gotcheva N.: 83
Graham I. M.: 50, 563, P629
Greco E.: P619
Grobbee D.E.: 62, 64, 66
Guasch E.: 578, P669
Guazzi M.: 288

H

Halle M.: 368
Hansen D.R.M.J.: 351
Hanssen H.: 286
HASAN ALI H.: P405
Heinzer R.: 95
Hobbs F. D. R.: 63, 66
Hoefler S.: P478

I

Iliou M.-C.: 330
Jankowski P.: 3, 82, P225

J

Jug B.: 282, 51

K

Karlsen T.: 35
Kavousi M.: 67
Keenan J.: 36
Kemi O. J.: 365
Kemps H. M. C.: P271
Kilpelainen T.: 8
Koenig W.: 336, 337
Kotseva K.: 339
Krstacic G.: P455

L

La Gerche A.: 349, 559
Lambrinou E.: 78, P267
Landmesser U.: 334, 337, 338
Laukkanen J. A.: 29, P419
Laviano A.: 548
Leeson P.: 287
Lestuzzi C.: 39
Libby P.: 335, 337
Link M.: 102
Lochen M.-L.: P655
Loennechen J.: 580
Lustrek M.: 376

M

Maas A. H. E. M.: 346, P522
Madan K.: 32
Maestrini V.: 100
Makita S.: 289
Mamas M.: 551, P469, P589
Marques-Vidal P.: 586
McClellan G.: 320
McNulty H.: 60
Merghani A.: 99
Meyer P.M.: 367, P126
Milicic D.: 79
Moholdt T.: 345, 372

N

Nasr G.: P112
Niebauer J.: 285, 352, P260
Nodari S.: 374

O

O'Flaherty M.: 284, P192
O'Kennedy N.: 61
Oxborough D. L.: 556

P

Papadakis M.: 582
Pardaens S.: 373
Perk J.: P529
Pieles G. E.: 56, P250, P614
Piepoli M. F.: 585
Pogosova N.: 549, P692

R

Rawstorn J.: 12, P535
Regitz-Zagrosek V.: 343
Risom S. S.: 581
Roeters Van Lennepe J. E.: 69
Ruscica M.: 311, P444
Ryden L.: 341, 65, 66, P217

S

Sanders P.S.: 579
Sanz-de la Garza M.: 88
Sato S.: 292
Schmid J.-P.: 30
Schmidt T.: 318, P234
Schnell F.: 584, 72
Semb A. G.: 577
Sharma S.: 344
Sitges M.: 55
Sivakova O.: 319
Slemenik Pusknik C.: 375
Stuijs I.: 283, P165
Sohal M.: 104
Sonestedt E.: 5
Standl E.: 371
Stein R.: 31
Stramba-Badiale M.: 70
Stuart A. G.: 350
Swahn E.: 68

T

Tell G. S.: P430
Thelle D. S.: 310

U

Uusitupa M.: 7

V

Vaartjes I.: 574
Van Craenenbroeck E.: 34
Vanhees L. E. M.: 366, 588
Vassiliou V.: P150
Volterrani V.M.: 332

W

Wilhelm M.: 33, 9
Winwood R.: 59
Wong N. D.: 560, P496
Wood D. A.: 342

Z

ZARIF B.: P136
Zibera L.: 38
Zupan I.: 2

Index of Authors

By final programme number

A

A Ribeiro M.: P713
Aakre K. M.: 296
Aakre K.M.: 87, P255, P514
Abbazova D.V.: P264, P527
Abdel-Gadir A.: P518
Abdennbi K.: P208, P693, P729
Abdul Aziz Z.: P543
Abdullah A.: P215, P648
Abellan Huerta J.: P414
Aboa-Eboule C.: P485
Abreu A.: 22, P685, P713
Abuosa A.: P128
Adachi H.: P690
Adamuz C.: P256
Addison J.: P632
Adeeb F.: 301, 302, 327
Adler Y.: P666, P712
Adrian Rivas A.R.P.: P436
Ahlualia N.: P520
Ahmed M.: P648
Aikawa T.: P703
Aispuru G.R.A.: P161, P422
Akbari A.: P141
Akhalkatsi V.: P720
Akimov A.M.: P699
Akimova A.: P530
Akimova E.V.: P435, P638
Akkerhuis K.M.: 45, P140
Ako J.: 356, 565
Akyildiz E.: P675
Al Hatawe T.: P220
Al Mahmeed W.: P172
Al Namat D.: P708
Al Namat N.: P708
Al Namat R.: P457, P708
Al Rasadi K.: 306
Alcantara F.: P713
Alexandrov A.: P266, P600
Alfakih K.: P515
Ali M.: P215, P648
Alicja Basiak A.B.: P187, P188
Alieva A.: P177
Alieva A.S.: P216, P462
Aljuraiban G.: P158
Almeida C.: P604
Almudena Castro A.C.F.: P436
Alonso Briaies J.H.: P524
Alsina X.: 570
Altmysheva A.T.: P448
Alvarez Alvarez B.: P504
Alvarez Roy L.: P212
Alvaro Fernandez H.: P672, P714
Alves T.P.S.: P413, P592, P606, P617, P742
Alwin S.: 301
Alyavi B.A.: P157
Amah G.: P208, P693, P729
Amano A.: P703
Ambrosetti M.: 22
Amouyel P.: P169
Anadiotis A.: P398
Andersen L.B.: 571
Andjic M.: P666, P712

Andrassy G.: P736
Andreasyan D.: P202
Andreeva G.: P624
Andreeva G. F.: P421, P428, P623
Andronescu A.M.: 362
Andrzej Szuba A.S.: P187, P188, P446
Andrzej Tukiendorf A.T.: P187, P188, P446
Angarten V.: P713
Angkun K.: 299, P461, P467, P645, P654
Anjos I.L.P.B.: P400, P413, P544, P590, P592, P606, P617, P634, P651, P742
Anjos I.P.B.: P631, P643
Anker S.D.: P151
Annemans L.: 41
Anselmi F.: 16
Antiochos P.: 568
Antonijevic N.: P666
Anwer S.: P415
Anzic A.: P528
Aonuma K.: 298
Aragao A.A.B.: P400, P413, P544, P590, P592, P606, P607, P617, P618, P634, P639, P651, P742
Aragao I.P.B.: P544, P607, P618, P639
Araujo I.I.O.: P544
Arena R.: P710
Argunova Y.: 47, P656
Arrarte Esteban V.A.E.: 90
Arratibel-Imaz I.A.I.: P422
Arroyo Espliguero R.: P672, P714
Artamonova G.V.: P545, P740
Arutyunov G.P.: P691
Arvidsson D.: 571
Arya A.: P517
Ascencio Lemus M.: P212
Asselbergs F.W.: P140
Astrom Aneq M.: P196
Athanasiadis N.: P680
Auestad B.: 296, 87, P514
Aursulesei V.: P708
Ausheva A.K.: P230, P442, P447, P451, P482, P534, P698
Aveeva E.: P637
Avelino P.R.: P688, P689
Aviat P.: P431
Aviles Toscano A.L.: P594, P737
Avramov D.: P600
Ayari H.: P485
Azevedo P.M.: 363, P659
Azevedo T.: P200

B

Babic R.: P712
Babic Z.: P190
Babkina T.: P129
Back M.: 21
Badano L.: P254
Badini M.: P252, P259
Baert A.: P539

Bagai A.: P710
Bahekar A.: P676
Bahls M.: 323, P728, P731
Bairova T.: P275, P277, P279, P531, P747, P749, P750
Bakker E.: 108
Balaguer Recena J.L.: P672, P714
Balanova Y.A.: P448
Balanova Y.U.: P432
Baldasseroni S.: P507
Baldi C.: P133
Balint-Szentendrey D.: P424
Balkwill A.: 88
Balzhieva V.: P275, P279
Bandeira L.B.B.: P643
Bandeira L.L.B.: P400, P413, P590, P592, P606, P607, P617, P618, P631, P639, P634, P651, P742
Bankova A.: P600
Bannert B.: P523
Banovic M.: 308
Baran J.: P616
Barancik M.: P280
Baranova E.: P177
Barbarash O.: P139, P184, P185
Barbarash O.L.: 47, P418, P545, P656, P740
Barbic Zagar B.: 567
Barbosa A.C.S.: P651
Barboza C.A.: P186, P189
Barman M.: P542
Barmenkova Y.: P610
Baroti B.: P424
Barros F.C.: P683
Bartenstein T.: P171
Barthelemy J.C.: 381, P273
Barthoulot M.: P169
Bas M.: P278
Bashir Y.: P124
Basiak A.: P446
Bastiaenen R.: P518
Bastianenen R.: P520
Basu J.: 13, 569, P251, P516, P519, P718
Batchvarov V.: P520
Batsis J.B.: 380
Battistini E.: 25
Baturin V.: P625
Bayrak B.: P675
Bayutina D.: P460
Bazyka O.: P163
Beanlands R.A.: 293
Beckers P.: P115, P510, P709
Beckers P.J.: 109, 297
Bednarek A.: P620
Beer J.C.: P664
Behr E.: P520
Behr E.R.: 13, 15
Bejot Y.: P485
Belaskova S.: P661
Beleslin B.D.: 308
Bellu R.: P254
Belopolskaya A.: P463
Belyaeva E.: P750

Index of Authors

By final programme number

Belziti C.: P686
Benito Gonzalez T.: P212
Benjamin G.: P676
Bento D.: 363, P659
Beral V.: 88
Beranova M.: P661
Berdichanski L.: P658
Berdina O.: P191, P277
Berenguel Senen A. : P249
Berensztein Cs B.C.S.: P653
Berezina A.: P684
Berger C.: P523
Berger M.: 381, P273
Bergland A.B.: 378
Bergstrom G.: 571
Bertagnolli L.: P517
Berti B.: 16
Bertrand M.E.: 45
Bertrand P.: P220
Bervoets L.: P687
Besnier F.: P236
Bexheti S.: P751
Beyens M.: P687
Bezzubova V.: P184
Bhuva A.N.: P518
Biasch K.: P169
Biasco L.: P252, P259
Biasini V.: P252, P259
Bibeau K.: P511
Bielecki W.: P481, P694
Bijmens B.: 17, 570
Bini M.: 25, 304
Bisha M.: P278
Bispo J.: 363, P659
Bitca A.I.: P396
Bjork Ingul C.: 19
Bjorkavoll-Bergseth M.: 87, 296, P255, P514
Blaak E.E.: 110
Blais A.Z.: 293
Blanco I.: 570
Blinc A.: P528
Bobak M.: P114, P156, P637
Bobik B.: P175
Bobrova N.: P156
Bochowicz A.: P733
Bode K.: P517
Boehm B.: P726
Boersma H.: 45, P140
Bofill A.: P506
Bogov I.: P600
Bohanec M.: P539
Boiarinova M.A.: P203, P216
Boldueva S.: 84, P144, P411, P493, P612, P636, P646, P705
Bollmann A.: P517
Bolshakova S.: P277
Bonaa K.H.: P237
Bonaccio M.: 28
Bondareva O.O.: P495
Bongue B.: P273
Bonifazi M.: 16
Bonne K.: P220
Borges De Aragao I.P.: P400, P413,

P590, P592, P606, P617, P631, P634, P643, P651, P742
Borjesson M.: 21, 571
Borodulin K.: 44
Bortzova M.A.: P399
Bosevski M.B.: P218
Boshchenko A.: P670
Bosi D.: 304
Bostrom Nilsson V.B.N.: P440
Bots M.L.: 42, P543
Bousquet M.: P236
Bouvier R.: P273
Boyarinova M.: P177, P462, P640
Boytsov S.: P482
Boytsov S.A.: P425, P442, P451, P698
Bragina A.: P460
Bralic Lang V.: P470
Brambilla L.: 25, 304
Brambilla V.: 25, 304
Brandstaetter H.: 321
Bratchik A.V.: P644
Bretones Del Pino T.: P205, P214
Bricoli S.: 25
Brito I.: P200
Britov A.: P677
Britov A. N.: P465
Brkic Bilos I.: 303
Brond J.C.: 571
Brotons Cuixart C.B.C.: 90
Brudy L.: P525
Bruessau T.: P728, P731
Brugger N.: 18
Brugts J.J.: 45
Brunet D.: P664
Bryliakova D.: P463
Buburuz A.M.: P457
Buchko O. Y.: P219, P596
Buckley J. P.: P272, P274
Buelow R.: 323
Bugan B.: P605
Bugun O.: P277, P747
Buljbasic N.: 45, P140
Bulleros P.: P513, P515, P516, P718
Burazor I.: P666, P712
Burell G.: 322, P538
Burgisser C.: P507
Burgos F.: 570
Burko N.: P145, P610
Burlaka A.P.: P160
Burns T.: P515
Buys R.: 93
Bye A.B.: 378
Bykova E.: P636, P646

C

Cadenas Chamorro R.: P207
Cafka M.: P526
Calatayud M.: P686
Caloian B.: P154, P707
Camaiora U.: 25, 304
Campos Filho A.S.: P683
Cangemi S.: P456
Cano R.: P207

Caperuto E.C.: P189
Capitani E.: 16
Capitani M.: 16
Carauha A.P.: P396
Carauha M.A.: P396
Carlen A.: P196
Carlsson T.: P538
Carrasco Avalos F.: P504
Carrasco Chinchilla F.: P524
Carretta R.: P133
Carrillo Linares J.L.: P389, P390, P393, P473, P474, P475, P476, P628, P667, P668
Carrozzi N.: P189
Cartella I.: 107, P246
Carvalho D.: 363, P659
Casanova C.: P207
Castella M.: P506
Castiglioni P.: 25, 304
Castro A.: P222, P471, P721, P722, P723, P724
Castro Conde A.: 90
Castro N.: P721, P722, P723, P724
Catai A.M.: P406, P409
Catrinou D.: P738
Cauwenberghs N.: 294
Cekirdekci E.I.: P605
Celle S.: 381
Cerea P.: 107, P246
Cerletti C.: 28, P437
Ceska R.: P661
Chague F.: P431, P664
Chagunava K.R.: P633
Chakalova-Yancheva T.: P162
Chakalova-Yancheva T.: P641
Chan Q.: P158
Chan S.P.: 382
Chang H. J.: P221
Chappe J.: P485
Chauca Tapia A.: P205, P213, P214
Chaudhry S.: P710
Chelidze K.: P720
Cherian G.: P195, P229, P233, P443, P635, P647, P663
Chernova A.: P385
Chiaranda G.: 295, 357
Chirico D.: P242, P243
Choi H.: P127
Choi J.H.: 43
Christersson C.: P137
Chryssanthopoulos S.: P680
Chueca Gonzalez E.M.: P524
Chutkerashvili T.: P720
Cianfanelli L.: 107, P246
Cianflone D.: 107, P246
Cider A.: 21
Cinier G.: P650
Cipriani A.: 14, P254
Cirne F.: P683
Cismaru G.: P707
Claes J.: 93
Claessen G.: P220
Clays E.: P539
Coca M.: P506

Index of Authors

By final programme number

Colman Llamozas R.: P205, P213, P214
Comsa D. H.: P154
Comsa D.H.: P707
Conconi F.: 295, 357
Coninx K.: 106, 22
Constantin M.: P708
Cook S.: P156
Coombes J.: 19
Cooney M.-T.: P166
Cornelissen V.: 297, 93
Corrado D.: 14, 16, P254
Corres P.C.: P161, P422
Coruzzi P.: 25, 304
Cosic Z.: P666
Coskun U.: P605
Cosor O.C.: P441
Costa D.C.D.: P653
Costa H.: P688, P689
Costache I.: P457, P708
Costanzo S.: 28, P437
Cottin Y.: P431, P485, P664
Cramer E.: P140
Cravo M.: P200
Crespo C.: P200
Crispi F.: 17, 564
Cristovao A.: P713
Ct S.A.N.T.O.S.: P643
Cukelj P.: 303
Czarnecka D.: P620
Czekajlo A.: P433, P445
Czimbalmos C.: P517

D

D Lopes J.: P713
Da Silva C. P. O.: P607, P618, P639
Daaboul I.: P119
Dagmara Gawel-Dabrowska D.G.D.: P446
Dagres N.: P517
Daida H.: P703
Dal Lago P.: P134, P199, P458
Dall C.: P240
Dallongeville J.: P169
Dalmau Gonzalez R.D.G.: 90
Dalmau R.: P222, P471
Dantas P.R.S.: P643, P742
Dao V.T.: P278
D'ascenzi F.: 16
David A.: P154
Davies P.S.: 19
Daviglius M.: P158
Davolos I.: P653
Davos C.H.: P680
Davtyan K.V.: P121, P695, P696
De Backer G.: 41
De Bacquer D.: 41
De Busser R.: P220
De Curtis A.: P437
De Gaetano G.: 28, P437
De Groot E.: P681
De Kleijn D.P.V.: 382, 42, P546
De Kluiver E. P.: P540
De Koning H. J.: P194
De La Chica Sanchez J.: P417

De La Cruz E.: P207
De La Porte S.: P115, P510, P709
De La Rosa A.: P721, P724
De La Rosa Hernandez A.: P722, P723
De Lazzari M.: P254
De Lemos Albadalejo R.: P524
De Mora Martin M.: P417, P594, P737
De Oliveira M. G. F.: P618
De Smedt D.: 41
Deboeck G.: P673
Debray T.P.A.: P387
Deev A.: P421, P428, P432, P623, P677
Deev A.D.: P425, P465
Dehghan A.: 45
Deiseroth A.: P523
Del Castillo Garcia S.: P212
Del Monte A.: 14
Del Prado Diaz S.: P504
Del Val Martin D.: P504
Delacoste F.B.C.: P134
Delgado Prieto J.L.: P594
Deligiannis A.: P536
Deljanin Ilic M.: P239
Dembo L.: 355
Demchenko E.A.: P399
Demeulenaere M.: P115, P510, P709
Demikhov O.: P626
Demikhova N.: P626
Den Uijl I.: P146
Dendale P.: 106, 22, P220, P248, P687
Denisova D.: P156
Denissen S. J. A. M.: P194
Deresz L.F.: P134
Derevjanchenko M.V.: P423, P621, P730
Despres J.P.: P511
Devlin J.: 301, 302, 327
Dhuthia H.: 15, P251, P253, P718
Di Castelnuovo A.: 28, P437
Dias K.: 19
Diaz Caraballo E.: P672, P714
Dikic N.: 308
Dimchovski E.D.: P131, P131, P131, P402, P402, P402, P591
Dimitrov G.: P641
Djamandi J.: P526
Djomba J.K.: P175
Djordjevic B.: P239
Djordjevic D.: P420
Djordjevic Dikic A.: 308
Dmitrieva N.A.: P149, P735
Dobrescu A.: P172
Doehner W.: P151
Doering M.: P517
Doerr M.: 323, P728, P731
Doherty P.: 22, P268
Dolezel J.: P661
Dolgarev I.: P116
Dolnyk M.Y.: P495
Domenech B.: 17
Domenech Ximenes B.: 564

Dominguez C D.C.: P653
Dominguez Franco A.J.: P524
Donati M.B.: 28, P437
Dorobantu M.: 362
Dorynska A.: P174, P178
Dos Anjos I.L.P.B.: P607, P618, P639
Dourado P.M.: P189
Dourado R.: P604
Doveri C.: P490
Dovganych N.: P163, P602
Drapkina O.M.: P465
Driusso P.: P406
Druzhinina N.A.: P674
Drygas W.: P173, P481, P694
Dsilva A.: P515
D'silva A.: P253, P518, P520, P718
Dudnik E.: P238
Duka R.: P164
Dumitrescu A.S.: P441
Durazzo A.: P508
Dushina E.: P610
Duval M.: P208, P693, P729
Dyslii M.: P500

E

E Mendes D.: P713
Ebner N.: P151
Ectors B.: P115, P510, P709
Edouard P.: 296
Eftestol T.: 296
Egholm C.L.: P268
Eijsvogels T.: 108
Ek A.: 21
Ekblom O.: 571
Ekblom O.B.: 21
Ekblom-Bak E.: P464
El Manaa H.: P408
El Shahawy M.: P547
El Shorbagy A.: P159
Elezi S.H.: P751
Eliseeva N.A.: P465
Elliott P.: P158
Elshiekh A.: P128
Endes K.: 377, P171
Engan K.: 296
Enina T.N.: 361
Ensam B.: 13, P515
Erdei F.: P736
Eremin M.: P625
Erevik C.B.: 87
Erina A.: P177, P462
Erina A.M.: P216
Erlikh A.D.: P449, P533
Erne P.: 20
Ershova O.: P531
Eser P.: 18, P500
Evlampieva L.G.: P609
Evola S.: P456
Evola V.: P456
Evseyeva M.: P625, P697
Evsstifeeva S.: P432
Ewert P.: P525, P748
Ewert R.: 323

Index of Authors

By final programme number

F

Faggianelli F.: P236
Fallon N.: P498
Fanta A.: P144
Fanton Z.: P513, P515, P718
Faoro V.: P673
Fasching P.: 321
Fattirolli F.: P507
Fava S.: P477
Fedotov P.: P684
Felea M.G.: P708
Felix S.B.: 323, P728, P731
Feoktistova V.: P144, P493
Ferin R.: P604
Fernandez Galech J.: P686
Fernandez Lapuente De Battre M.D.: P743
Fernandez Vazquez F.: P212
Ferrari R.: 45
Ferreira P.: P200
Ferreira P.P.: P651
Ferreira R.C.: P685
Ferreira S.: P604
Ferrieres J.: P169
Fidelis M.: P651
Figueiredo P.H.S.: P688, P689
Fijalkowska A.: P733
Finn C.: P498
Finocchiaro G.: 13, 15, 569, P515, P516, P519, P520, P718
Fisher Y.A.: 361
Flores Vergara G.: P212
Floud S.: 88
Flynn N.: P498
Focardi M.: 16
Follestad T.: 19
Fomin V.: P119
Formentini P.: P257
Fossati L.: 107, P246
Fouad B.: P415
Foukarakis E.: P391
Fox K.M.: 45
Franchini A.: 16
Francisco Javier Irazusta F.J.I.: P436
Franssen W.: P687
Fras Z.: 305, 364, 379, 92, P226, P501, P682
Fraser A.: 301, 302, 327
Frederiksen M.: P240
Frederix I.: 110, 22, P248
Freire D.O.: P618
Frias Garcia R.: P228
Fridman R.O.N.: P725
Fryer S.M.F.: P161, P422
Fujiwara K.: P703
Fukao K.: P703
Fukushima A.R.: P189
Furukawa S.: P706

G

Gabitova M.: P119
Gadzheva Z.I.: P216
Gafarov V.: P232, P484

Gafarov V.V.: P638, P699
Gafarova A.: P232, P484
Gagey S.: P208, P693, P729
Gagnon-Arpin I.: P172
Gagulin I.: P232, P484
Gaisin I.R.: P264, P265, P527
Gaita D.: P441
Gaita L.: P441
Gaitan Roman D.: P594
Gakova A.A.: P435
Gakova E.I.: P435
Galea J.: P477
Galenko V.L.: P399, P404, P595
Gales C.: P236
Galinskaya V.: P116, P117
Galsou S.: 572
Gama T.F.J.: P544
Gapon L.I.: P627
Garcia De Veas J.M.: P222, P471
Garcia Garcia A.: P207
Garcia Garcia S.: P249, P502
Garcia Gonzalez J.L.: P672
Garcia J.: P713
Garcia Magallon B.: P714
Garcia Moll X.G.M.: 90
Garcia Ortego S.: P672, P714
Garcia Romero A.: P502
Garcia Yubero C.: P207
Garcia-Alvarez A.: 17
Garcia-Porrero E.: 22
Garet M.: 381
Garidas G.: P391
Garrido Castro A. M.: P389, P390, P393, P473, P474, P475, P476, P628, P667, P668
Gataulin R.: P388
Gati S.: P253, P520
Gautam A.: P676
Gavril R.S.: P457, P716
Gawel-Dabrowska D.: P187, P188
Gaykovaya L.: 84, P411
Geersing G.J.: 360, P123, P387
George K.P.: P256
George V.: P676
Georgiev B.: P600
Germanova O. A.: P386
German-Sallo M.: P424
German-Sallo Z.S.: P424
Geroldi S.: 304
Gevaert A.B.: 109, 297
Ghaleb Al Ahdab O.: P172
Ghimire A.: P660
Gholamreza-Fahimi E.: P278
Gianfagna F.: P437
Giannias G.: P391
Giga V.: 308
Gijsberts C.M.: 42
Gillis-Januszewski J.: P211, P489
Gillis-Januszewski T.: P489
Gimaev R.K.H.: P153
Giorgiano F.: P257
Glaeser S.: 323
Glazachev O.S.: P238
Goda A.: P526

Goeder D.: P726
Gogelia A.: P720
Gogiberidze N.A.: P408
Gogniyeva D.G.: P408
Gois M.: P406, P409
Gokjovic T.: P741
Golba K. S.: P132
Goldacre M.J.: 89
Goldacre R.: 89
Goldhammer E.: 27, P658
Golubeva A.: P116, P117
Gomellya M.: P277
Gomez Doblas J.G.D.: 90
Gomez J.: P537
Gomiscek A.: P412, P753
Goncalves L.: P200
Gonzalez O.: P222, P471
Goossens G.H.: 110
Gorbatenko E.A.: P609
Gorbunov V.: P421, P428, P623, P752
Gorbunov V. M.: P425
Gordeev M.: P684
Gordeeva L. A.: 47
Gorostegi-Anduaga I.G.A.: P161, P422
Gospodinov K.: P162, P641
Gospodinov K. D.: P427
Gotcheva N.: P600
Gottfried-Kwasniok R.: 85, P206, P210, P211, P489
Graham I.: P166, P678
Gram J.: 48
Gram J.B.: 48
Grapsa J.: P415
Gravenor M.B.: P141
Graziano F.: 16
Grazioli G.: 570, P719
Grazzi G.: 295, 357
Grechanyk M.: P468
Grechanyk N.: P468
Green J.: 88
Greenland M.: 89
Greenman P.: P479
Gremeaux V.: P431
Greve O.J.: P514
Grillo G.: P133
Grippi C.: P437
Grobbee D.E.: 382, 42, P166, P546, P678
Grobben R.B.: P546
Gromova D.: P484
Gromova E.: P232
Gross S.: 323
Grote V.: 321
Guardia Martinez P.: P737
Gubelmann C.: 568
Gubin D.G.: P627
Gudjoncik A.: P431, P664
Guedes J.: 363, P659
Guerzoni F.: 295
Guinhard S.: P485
Guiraud T.: P236
Guiti C.: P208, P693, P729

Index of Authors

By final programme number

Gusakova A.: P671
Gusetu G.N.: P707
Gusev S.: P697
Guseva V.: P114
Gustafsson M.: P196
Gutierrez Alonso L.: P205, P213, P214
Gutierrez D.: P431
Gutierrez J.: P719
Gyberg V.G.: P440

H

Ha K. H.: P221
Ha K.H.: P127
Haas B.: P169
Habib A.: P159
Habib M.: P172
Haddad F.: 294
Haecker A.-L.: P525
Haeusler K.G.: P151
Hager A.: P525, P748
Hager J.P.: P431
Halasz G.: P252, P259
Halcox J.P.J.: P141
Halle M.: 26
Haller B.: 26
Haller P.: P412
Haller P.M.: P753
Halmatov A.N.: P448
Hama T.: 111
Hamazaki N.: 356, 565, P235
Hansen D.: 110
Hansen D.R.M.J.: 22, P687
Hansen T.A.: P143
Hanssen H.: 377, P171, P523
Hanssen T.A.: P237, P657
Harkanen T.: 44
Harris E.D.: P141
Heidbuchel H.: 109, P687
Held C.: 322, P538
Hellenius M.-L.: P464
Helmark C.: P268
Henriques J.: P200
Herkert C.: P541
Hermann M.: 20
Hernandez Garcia J.M.: P524
Hernandez Jimenez S.: P504
Hernandez Jimenez V.: P249, P502
Herscheid A.L.: P643
Herzig D.: 18, P500
Hilvo M.: 300
Hindricks G.: P517
Hinton S.: 22
Hirakawa H.S.: P406
Hirota M.: P622
Hirsch A.: P258
Hite G.: P697
Hlinomaz O.: P661
Hobbs M.S.T.: 89
Hoek G.: P678
Hoes A.W.: 360, P123, P387
Holdgaard A.: P240
Hollekim-Strand S.M.: 19
Holmes M.: P114

Homem F.: P200
Homolka M.: P630
Hong K.P.: 43
Honzawa A.: P703
Hopman M.: 108
Hopstock L.A.: P657
Horn T.L.: P499
Horstkotte D.: 85, P206, P210, P211, P489
Hosseini M.: 19
Hristov M.: P641
Hu D.: 46
Hubacek J.A.: P637
Huber K.: P412, P753
Hughes A.: P518, P520
Hung J.: 326
Hung J.D.: 91
Huo S.: P169
Hupin D.: 381, P273
Hurme R.: 300
Husser D.: P517
Huygen L.: 106
Hwang Y.M.: P122
Hwong W. Y.: P543

I

Iacoviello L.: 28, P437
Ibrahim B.: 569, P251, P516
Ibrahim I.: 382
Ichikawa T.: 565
Ileva K.: P279, P531, P747
Igbineweka H.: 14
Iglesias D.: P207
Iglesias D. E.: P686
Iglesias Garriz I.: P212
Ikari Y.: 111
Ikeda M.: P622
Ilchenko I.: P397
Ilic B.: P239
Ilic S.: P239
Iliceto S.: 14, P254
Iliou M.C.: 22
Imaeva A.: P432
Indukaeva E.V.: P545, P740
Infanger D.: P523
Iniesta A.M.: P222, P471
Inozemtseva A. A.: 47
Ioannidis A.: P231, P491
Iqbal A.: P143
Irazusta J.: P222, P471
Irigoyen M.C.: P189
Isakova S.S.: P442, P451, P492
Isaykina O.: P266, P752
Iskchakova A.S.: P264, P265
Isserow S.: P258
Italyantseva E.: P625
Ito S.: P593
Ittermann T.: 323
Ivanov V.: P597, P598
Ivanova L.: P697
Iwasaka J.: P702, P711
Izimarieva D.V.: P216
Izzi B.: P437

J

Jacob K.: P676
Jacobsen B.K.: P120
Jaehniig A.: 26
Jagdish S.: P195, P229, P233, P635, P647, P663
Jain A.S.H.O.K.: P195, P229, P233, P443, P635, P647, P663
Janic M.: P198
Jankowski P.: P620
Janssen A.: P220
Jaresova J.: P630
Jarguis M.J.: P506
Jenson J.A.L.: P113
Jennings C.J.: P440
Jennings C.S.: P227
Jeon D. H.: P221
Jesus I.: 363, P659
Jimenez Martinez M.E.: P672, P714
Jimenez Navarro M.: P524
Jocken J.W.E.: 110
Joensen A.M.: P245
Johansen M.B.: P245
Johnson S.: P479
Jonelid B.: P137
Jones S.: P518, P520
Jones V.: P498
Joosten L.P.T.: P123
Jose Luis Lopez Sendon J.L.S.: P436
Jousilahti P.: 44
Jug B.: 305, 364, 379, 567, P138, P152, P247, P501, P682
Jurado Roman A.: P228, P228, P414
Jurio-Iriarte B.J.I.: P422

K

Kaasenbrood F.: P387
Kabaklic A.: 92
Kablak-Ziembicka A.: P616
Kachanova N.P.: P466, P494, P649
Kafarakis P.: P391
Kagan E.S.: P656
Kaifozova Z.: P661
Kajaia T.: P720
Kajikawa Y.: P622
Kakhbrishvili Z.: P720
Kalyuzhnaya O.: P531
Kambic T.: 364, P138
Kamiya K.: 356, 565
Kan S. W.: 88
Kantaria M.: P261
Kapetanakis S.: P253
Kappelle L.J.: P543
Kappers M.H.W.: 45
Kapustina A.: P432
Karalejic A.: P741
Karamnova N.S.: P448
Karamovic N.: P666
Karaoglu E.P.: P675
Karavasiliadou S.: P536
Karazhanova L.K.: 24, P146, P608
Kardys I.: 45
Karia F.: 572

Index of Authors

By final programme number

- Karpenko M.: P684
Karpova A.V.: P230, P447, P492, P534
Karsten M.: P199, P458
Kartavenkov S.A.: P644
Karter A.J.: 307
Kashirin A.K.: P448
Kashtalap V. V.: 47
Katarzyna Poltyn-Zaradna K.P.Z.: P187, P188, P446
Katarzyna Zatonska K.Z.: P187, P188, P446
Kato M.: P235
Katsiavos A.: P391
Katzenellenbogen J.M.: 326
Kawamoto H.: 298
Kayumova M.M.: P638, P699
Kazamel G.: P415
Keast M.L.: 293, P242
Kelty I.: 326
Kemps H.M.C.: P113, P416, P541, P715
Kerros H.: P236
Khaisheva L.A.: P603, P613
Khaitovych N.V.: P160
Khalikulov K.H.: P223
Khan I.: 307
Khan M.U.: 301, 302, 327
Khan U.A.: 301, 302, 327
Khapitska O.: P597, P598
Khorolets E.V.: P603, P613
Khosravani F.: P278
Khromova A.: P145, P615
Kiernan T.: P215, P648
Kildal S.: P120
Kilic S.A.L.I.H.: 86
Kilroy S.: 23
Kim D.J.: P127, P221
Kim H. C.: P221
Kim H.C.: P127, P181
Kim J.: P122
Kimura Y.: P702
Kinsara A.: P128
Kiseleva A.V.: P465
Kishan H.: P443, P635
Kitova L.: P632
Kjellstrom B.K.: P440
Kleiven O.: 296, 87, P255, P514
Klemsova L.: P661
Klimenko A.: P662
Klimushina M.V.: P465
Klipstein-Grobusch K.: P166, P678
Klupa T.: P620
Knez J.: 294
Knuiman M.: 89
Kobayashi Y.: 111
Kocic G.: P239
Koechli S.: 377, P171
Koga H.: P704
Kohut L.: P736
Koike A.: 298
Koirala B.: P660
Kojda G.: P278
Kolesnik E.: P164
Kolesnik M.: P597
Kolesnik O.: P597, P598
Kolesnikova E. A.: P691
Kolesnikova L.: P191, P279, P749, P750
Kolesnyk E.: P426
Kolesnyk T.: P164, P426
Kologrivova I.: P670, P671
Koltunov I.E.: P466, P494, P649
Konno H.: 298
Konradi A.: P177, P462, P640
Konradi A.O.: P203, P216
Kontsevaya A.V.: P448
Koopman P.: P687
Kopylov P.H.Y.U.: P408
Koroleva T.V.: P674
Korosec S.: P247
Korostilev D.: P144
Koshel V.: P625
Koshelskaya O.: P670, P671
Koshelyaevskaya Y.N.: P425
Koshy C.: P676
Kosi M.: P175
Kosmacheva E.D.: P147, P148, P148, P148, P644
Koson N.: P652
Kosova H.: P164, P426
Kosovtseva A.: P749
Kostic S.: P384, P420
Kosuta D.: 379
Kotova D.: P662
Kotseva K.: 41, P441
Kouidi E.: P536
Kouroupakis E.: P391
Kousgaard M.B.: P268
Koutlianos N.: P536
Kovacevic A.: P666, P712
Kozachok N.N.: P160
Kozak M.: P152
Kozakiewicz K.: P481, P694
Kozela M.: P174, P178
Kozhukhov S.: P163, P602
Kozlov P.S.: P399
Kraal J.J.: P416, P541, P715
Kragsterman B.: P137
Kralj V.: 303
Kravchenko E.: P671
Kresalova L.: P661
Krevel B.: 364, P152
Krivoshapova K.: P418, P545
Kroll M. E.: 88
Krstacic A.: P248
Krstacic G.: P248
Kruchinova S.V.: P147, P148, P148, P148
Krymov E.: P232, P484
Kryzhanovska N.: P725
Kuan W.S.: 382
Kubota H.: 298
Kuehr E.: P704
Kukharchik G.: P463
Kumar N.: P710, P710
Kunimoto M.: P703
Kunz V.C.: P406, P409
Kunzova S.: P630
Kupriyanova S.: P116
Kupriyanova T.: P139
Kurose S.: P702
Kursakov A.A.: P442, P482, P451, P698
Kuryata A.: P468
Kuryata O.: P488
Kurz P.U.: 358, P459
Kusak P.: P620
Kutishenko N.P.: P149, P530, P735
Kuulasmaa K.: 44
Kuznetsov V.A.: 361, P435, P486, P609, P638, P699
Kuznetsova T.: 294
Kvaerner K.J.K.: 378
Kvasha O.: P454
Kvasnikov A.: P460
Kwasniewska M.: P173
Kyburz D.: P523
- L**
Laaksonen R.: 300
Labrunee M.: P236
Localzada J.: P721, P722, P723, P724
Lacey A.: P141
Lachev V.: P632
Lam C.S.P.: 382, 42
Lambrecht Da Silva M.: P134
Lamotte M.: P509, P673
Lappegaard K.T.: P657
Larbalestier R.: 355
Larose E.: P511
Larsen M.L.: P245
Laursen U.B.: P245
Law W.C.: P543
Lazaro Gomez C.: P249
Lazeroni D.: 25, 304
Lebedeva I. I.: P385
Leblanc G.: P450
Lechleitner P.: P744
Lee J.H.: P127
Lee T. H.: P221
Lelyavina T.: P399, P684
Lelyavina T.A.: P404, P595
Lemay K.: P479
Lemmens K.: 109
Lennerz C.: P542
Lennie T.: P135
Leon-Constantin M.M.: P457, P716
Leonidou E.: P391
Leonova I. A.: 84, P144, P411, P493, P612, P636, P646, P705
Leosdottir M.: 21
Lerman O.V.: P149
Leung L.: 569, P516
Levantino P.: P456
Levesque V.: P511
Lezcano Pertejo C.: P212
Li C.: 46
Li L.: 46
Li S.F.: 46
Lidin M.: P464
Liem A.: P140
Liew S.: 355
Lim C. K.S.: P272, P274

Index of Authors

By final programme number

Lima J.B.: P499, P683
Lima M.M.O.: P688, P689
Liu J.Y.: 307
Liu S.: P518
Lloyd G.: P518
Lobianco Md L.M.D.: P653
Lochen M.L.: P120, P657
Loidl M.: P743
Lomonosova A.A.: P408
Lomtatidze G.V.: P633
Lopes C.P.: P683
Lopes M.: P200
Lopez Benítez J.L.: P524
Lopez Cabarcos B.: P249
Lopez Chicharro J.: P249
Lopez D.: 89
Lopez Lluva M.T.: P228, P414
Lopez-Jimenez F.: 380, P630
Lopez-Sendon Hentschel J.L.:
P222, P471
Lorgis L.: P485
Losada Mora P.: P389, P390, P393,
P473, P474, P475, P476, P628,
P667, P668
Lozano Ruiz Poveda F.: P414
Lozano Ruiz-Poveda F.: P228, P228
Lukina Y.: P530
Lukina Y.V.: P149, P735
Lum Y. C.: P452
Lunde P.L.: 378
Lunder M.: P198
Lunyera J.: 572
Lustrek M.: P539
Lynch A.: 23
Lysenko M.A.: P492
Lyusin D.: P421, P428

M

M S.C.G.: P406
Maas A.: P140
Macedo D.S.: P499
Macedo T. L. S.: P607, P618, P639
Macedo T.L.S.: P400, P413, P544,
P592, P606, P617, P634, P643,
P651, P742
Machado C.: P604
Machi J.F.: P186, P189
Machulka T.: P661
Maciejewski T.: P733
Maclachlan H.: 13, 569, P516
Madaeva I.: P191
Mademli A.: P453
Maekawa E.: 356, 565
Maessen M.: 108
Magdy A.: P415
Maglio G.M.: P241
Magri C. J.: P477
Maher E.: 301, 302, 327
Maher V.: P498
Mahgoub F.: P415
Mahmeed W.: 306
Maiorana A.: 355
Maksimov S.: P545, P740
Maldonado-Martin S.: P161, P422
Malecki M.: P620

Maleva O.: P139
Malhotra A.: 13, 15, 569, P251,
P253, P513, P515, P516, P519, P718
Malyutina S.: P114, P637
Malyutina S. K.: P156
Mamamtavrishvili N.: P261
Mancas S.: P441
Mandini S.: 295, 357
Manisty C.: P518, P520
Manno G.: P456
Manov E.M.: P131, P131, P131, P395,
P395, P395, P402, P402, P402,
P591
Mansurova J. A.: 24, P146, P608
Mantis C.: P398
Maor I.: 27
Marabotti A.: P665
Marabotti C.: P665
Maranta F.: 107, P246
Maravic-Stojkovic V.: P741
Marazzi P.L.: 25
Marcin T.: P523
Marcinechova K.: P661
Marcolla V.F.: P400, P413, P590,
P606, P617, P631, P634, P643,
P651, P742
Marette A.: P511
Maria Wolyniec M.W.: P187, P188,
P446
Marina Breyssse M.T.: P228
Marinus N.: P687
Markus M.R.P.: 323
Marques-Vidal P.: 568, P224
Martin Penato A.: P207
Martin Rioboo E.M.R.: 90
Martinez Del Rio J.: P228
Martinez L.: P222
Martinez L.A.: P471
Martinez V.: P207
Martinezaguirre-Betolaza
A.M.D.A.B.: P161, P422
Martinez-Palli G.: P506
Martins D.: P604
Martins H.: P200
Martsevich S.: P530
Martsevich S.Y.: P149, P735
Marusic D.: P247
Marzal D.M.: 90
Maseda Uriza R.: P228, P414
Maskhulia L.: P720
Maslovskiy V.: P597, P598
Massa G.: P687
Masson W.: P686
Mastaleru A.: P716
Mastandrea N.M.N.: P653
Mastella G.: 14, P254
Mastorci F.: P490
Masuda T.: 356, 565, P235
Mateev H.: P600
Matei L.: P738
Mathiesen E.: P657
Mathieu P.: P511
Matiashvili M.: P720
Matrosova I.: P615
Matsiras S.: P453

Matsubara T.: P703
Matsuzawa R.: 356, 565
Maynar M.: P721, P722, P723, P724
Maza M.: P431
Mazdorova E.: P637
Mazilu L.: P738
Maznev D.: P612
Mazon Ramos P.M.R.: 90
Mazzoni G.: 295, 357
Mc Geary P.: P498
Mc Kee G.: P498
Mcclean G.: P256
Mckee G.: 23
Mckee K.: P479
McKinney J.: P258
Medina-Inojosa J. R.: 380, P630
Mehta A.: P443, P635
Mehta R.: P718
Meindersma E.: 108
Meirhaeghe A.: P169
Melberg T.: 296, 87, P255, P514
Meletidou M.: P453
Mellwig K.P.: 85, P206, P210, P211
Mellwig K.-P.: P489
Melo F.: P604
Melo R.D.: P199, P458
Melo X.: P713
Mendes M.: P508
Mendonca T.: P685
Menegazzo W.R.: P683
Menezes K.K.P.: P688, P689
Merás P.: P222, P471
Merghani A.: 569, P515, P516
Merlo C.: 295, 357
Merlo L.: P257
Merzel E.K.: 305
Mesa A.: P680
Meshkov A.N.: P465
Micic D.: 308
Mignano A.: P438
Mijalkovic D.: P420
Mikkelsen N.: P240
Milanovic A.: 305
Miles C.: 569, P251, P516, P519,
P718
Miles C.J.: 13
Miljkovic M.: P741
Milovanovic B.: P712
Mimoso J.: 363, P659
Misigoj-Durakovic M.: P190
Mitu F.: P457, P708, P716
Mitu I.: P457
Mitu O.: P457, P708, P716
Miyazaki T.: P703
Mladenova Y.: P162, P427
Mlynarska A.: P132
Mlynarski R.: P132
Moderato L.: 25, 304
Moffet H.H.: 307
Moguchaia E.: P177
Moguchaia E.V.: P216
Moguchaya E.: P462
Moharem-Elgamal S.: P415
Moitry M.: P169
Molchanova O.: P677

Index of Authors

By final programme number

Mommen N.: 106
Mondillo S.: 16
Mondoux M.: 377
Montaye M.: P169
Monteagudo Ruiz J.M.: P504
Monteiro R.: P200
Montserrat S.: P719
Montuy-Coquard C.: P273
Moon J.C.: P515, P518, P520
Moons K.G.M.: 360, P387
Mora Robles J.: P417, P737
Moraca M.: P666, P712
Moreno L.: P508
Moreno Reig A.: P228
Moreno Suarez N.: 355
Moretti F.: P133
Mornar Jelavic M.: P248
Moron Aguacil A.: P228
Morris M.: P186
Morrison B. N.: P258
Moser D.: P135
Moskal P.: P620
Mosteoru S. L.: P441
Mota T.: 363, P659
Mouine N.: P208, P693, P729
Movsisyan N.: P630
Mrgan M.: 48
Mueller J.: P525, P726, P748
Muessigbrodt A.: P517
Mulenga M.: P153
Mullen K.A.: P450
Munoz Garcia A.J.: P524
Murai S.: P593
Muraru D.: P254
Murashko N.: P460
Murata M.: P690
Muromtseva G.: P432
Murray S.W.: 91
Murtazaev S.: P223
Mut-Vitcu G.: P441
Myers J.: 295, 357
Myrzamatova A.O.: P448
Myzak Y.A.: P611

N

Nadiuk A.: P164, P426
Nadrowski P.: P481, P694
Nakade T.: P690
Nakaika R.: P706
Napalkov D.: P119
Napoli N.: 295
Nardecchia A.: P252
Nardecchia S.: P252, P259
Nascimento M.P.: P400, P742
Nasr G.: P415
Nathoe H.M.: P546
Navarrete Espinosa I.: P737
Navarro R.: P506
Nawrotek B.: P616
Nechita A.C.: 362
Nedeljkovic I.: 308
Nedeljkovic M.: P666
Nedeljkovic-Arsenovic O.M.: 308
Nedic M.: P190
Nedkoff L.: 326, 89

Negri S.: 107, P246
Neidenbach R.C.: P748
Nemes-Nagy E.: P424
Nemet C.: P438
Nery R.M.: P499
Neto A.R.B.: P643
Neto M.: P508
Neumayr G.: P744
Niebauer J.: P743
Niedermueller S.: 296
Niederseer D.: P743
Niero A.: P254
Niewiara L.: P616
Nikitin Y.U.: P156, P637
Nikolaev G.: P684
Nikulina S. Y.U.: P385
Nilsen A.: P657
Nilsson B.B.N.: 378
Nishi I.: 298
Niushko T.: P597, P598
Njostad I.: P657
Noda C.: 356, 565
Norgaard B.L.: 48
Norlund F.: 322, P538
Norman K.: P151
Noro F.: P437
Novakova N.: P661
Novakovic A.: P384
Novakovic M.: 364, 567, P138, P501, P682
Novikova E.: P531
Novo G.: P456
Novo Garcia E.: P714
Novo S.: P438, P456
Nozaki K.: 356, 565
Nunes M.C.P.: P688, P689
Nunez Cortes A.: P502
Nygaard M. A.: 296
Nygard O.: 300
Nylander E.: P196
Nys A.: P220

O

O' Flynn C.M.: 360
O Mahony R.: P498
Obaya Rebollar J.C.O.R.: 90
Oberhoffer R.: P525, P726
Oehring R.: P728, P731
Oemrawsingh R.M.: P140
Oganov R.: P482
Oganov R.G.: P442, P451
Oguz S.: P675
Oikawa K.: 111
Oleinikov V.: P116, P117, P145, P610, P615
Oliveira A.: P508
Oliveira J.C.: P189
Oliveira L.: P604
Olsen M.H.: 48
Olsen S.: P237
Olsson E.M.G.: P538
Olsson M.G. E.: 322
Omland T.: P514
Ooi S.B.S.: 382
Origuchi H.: P410
Orlov A.: P177, P462, P640
Orlov A.V.: P203, P216
Orn S.: 296, 87, P255, P514
Orso F.: P507
Oshima S.: P690
Osipova I.V.: 328, P193, P700
Oskal K. R. J.: 296
Osyadla E.: P597, P598
Ouchi S.: P703
Oude Griep L.: P158
Oudega R.: 360
Oudkerk M.: P194
Oulhaj A.: 306
Overvad K.: P245
Oxborough D.: P256

P

Pacheco M.: P604
Pader K.: P736
Padilla M.: P721, P722, P723, P724
Pagnesi M.: 107, P246
Pajak A.: P174, P178, P481, P694
Pak Y.J.: 298
Pal T.: P424
Palekhina Y.U.: P114
Palermo C.: P254
Pancheva R.P.: P131, P131, P131, P395, P395, P395, P402, P402, P402, P591
Pankiewicz K.: P733
Panov D.: P232, P484
Papadakis M.: 13, 15, 569, P251, P515, P516, P519, P520, P718
Papadopoulos C.: P453
Papatheodorou E.: P515
Papatheodorou S.: 13, 569, P516, P718
Papoutsakis A.: P391
Paraskelidou M.: P231, P491
Parati G.: P133
Pardaens S.: P539
Pardo Sanz A.: P504
Paredes B.: P207
Parepa I. R.: P738
Parkhomenko A.: P602
Parry-Williams G.: 13, 569, P251, P515, P516, P519, P718
Pasanisi G.: 295, 357
Paskaleva I.: P600
Pastre C.M.: P409
Paterson C.: 13
Pathak A.: P236
Patsilinakos S.: P398
Pattyn N.: 297, 93
Pavao M.L.: P604
Pechlevanis A.: P231, P491
Peelen L.M.: 382, 42, P546
Pegoraro C.: P257
Peixoto E.C.S.: P400, P413, P590, P592, P606, P617, P631, P742
Peixoto R.T.S.: P400, P400, P413, P413, P590, P590, P592, P592, P606, P606, P617, P617, P631, P631, P742, P742
Pelicano N.: P604

Index of Authors

By final programme number

Penco M.: P252, P259
Pentiuik L.: P597, P598
Peovska Mitevka I.: P218
Perazzolo Marra M.: P254
Perea R.J.: 17, 564
Pereira S.: 363, P659
Perez De Arenaza D.: P686
Perez Diaz P.: P228, P414
Perez Ruiz J.M.: P594
Perez-Asenjo J.P.A.: P161, P422
Persichillo M.: 28, P437
Pervinina T.: P684
Petit J.: P431
Petrik G.G.: P644
Petris A.: P708
Petris A.O.: P457
Petrov I.: P632
Petrova I.: P600
Petrovic D.: P239
Peyrin J.C.: P431
Pi R.: P537
Piackova E.: P412, P753
Piardi D.S.: P499
Piccone Saponara L.G.: P672, P714
Piche M.E.: P511
Pichot V.: 381, P273
Pieles G.: P256
Pi-Eli T.: P679
Pietrock C.: P151
Pijnenburg N.: 108
Pinasco S.P.S.: P653
Pingitore A.: P490
Pini A.: P133
Pinto R.: P713
Pipe A.: 566, P243
Pipe A.L.: 293, P450
Piqueras Flores J.: P228, P414
Pirrotte J.: P392
Pisarev M.: P388
Pisarev M.V.: P674
Pistoni A.: 107, P246
Pitarokoilis M.: P391
Pivtorak K.: P598
Pizarro R.: P686
Platonova E.: P623
Plaza Martin M.: P504
Plaza Perez I.: P207
Pleava R.: P441
Ploesteanu R.L.: 362
Podolec J.: P616
Podzolkov V.: P388, P460
Podzolkov V.I.: P674
Pogosova N.: P121, P230, P442, P447, P451, P466, P482, P492, P494, P534, P649, P695, P696, P698, P700
Poh K.: P452
Poillierat R.: P273
Poirier P.: P511
Polanczyk C.A.: P704
Polaquini Simoes R.: P406, P409
Polovina S.: 308
Polupanov A.G.: P448
Polyakov V.: P749
Pomeshkin E.: P185

Pomeshkina S.: P184, P185
Pons V.: P719
Pontes M.R.: P199, P458
Pop D.: P154, P707
Popescu E.: P708
Popovic D.: P710
Porta A.: P406
Portolan L.: 14
Portugal G.: P685
Possemiers N.: 109, 297, P115, P510, P709
Postadzhiyan A.: P632
Potaskalova V.S.: P160
Potterton A.: P513
Poudel M.J.: P211
Poudel M.R.: 85, P206, P210
Poudel M.-R.: P489
Pozdnyakov Y.: P482
Pozdnyakov Y.M.: P442, P451
Prat S.: 564
Pratesi A.: P507
Prat-Gonzalez S.: 17, 570
Preg Z.: P424
Preloznik Zupan I.: P528
Prescott E.: P240
Pressler A.: 26
Price A. J.: 88
Prieto E.: P207
Prieto Toro D.: P417, P737
Primaditta N.S.: P227
Prince S.A.: 566
Prokselj K.: P682
Protsko V.: P601
Protsko V.V.: P407
Przewlocki T.: P616
Puddu P.E.: P539
Puff H.: 321
Puscasu C.M.: P438
Pushkarev G.S.: 361, P486

Q

Qkova D.: P641
Queiroz A. C. R.: P607, P618, P639

R

Rabello E.: P634, P643, P742
Radenkovic D.V.: 308
Radovanovic D.: 20
Radzishhevski E.: 27
Radzishhevsky E.: P658
Raff S.: P147, P148
Raffin J.: 381, P273
Raichlen J.S.: 42
Rajborirug K.: 299, P461, P467, P645, P654
Rajkovic U.: P501
Ralica P.: P131, P402, P591
Ramos A.: P713
Ramos Jimenez J.: P504
Rana J. S.: 307
Rashidova M.: P279
Rashiti P.: P751
Rasmussen H.: P240
Ravnikar T.: P247
Rebello D. M.: P607, P618

Rebello D.M.: P400, P544, P592, P617, P634, P643, P742
Redondo J.: P537
Reed J.: P243
Reid J.L.: 293, 566, P242, P450
Reeves G. K.: 88
Regina Dalmau R.D.G.: P436
Regulski-Illow B.: P433, P445
Reich B.: P743
Reid R.D.: 566, P450
Reidpath D.D.: P543
Remme W.J.: 45
Renken R.J.: P113
Requena Ibanez J.A.: P414
Requena J.A.: P228
Revelas A.: P200
Rial V.A.: P222, P471
Ribeiro G.S.: P199, P458
Richard L.: P236
Richards A.M.: 382
Richter S.: P517
Richtmocoova H.: P661
Rickli H.: 20
Riding N.R.: P256
Rio P.: P685
Roca M.: P457
Rocha M. A.: P607, P618, P639
Rocha M.A.: P544
Rocha M.O.C.: P688, P689
Roche F.: 381, P273
Rodas G.: P719
Rodas J.A.: P537
Rodeheffer R.: 380
Rodrigues B.: P189
Rodrigues D.M.F.: P544
Rodrigues L.: P200
Rodriguez Guinea I.: P672, P714
Rodriguez L.: P222, P471
Rodriguez Santamarta M.: P212
Rodriguez Silva J.: P417, P737
Rodriguez-Lopez M.: 17
Rogdakis E.: P391
Rohla M.: P412
Roibu C.D.: P396
Rojas Sanchez A. A.: P417, P594, P737
Romaratezbala E.R.: P161
Ronner E.: P140
Rosa R. B. R.: P618
Rosa R.B.R.: P544
Rosenschein U.: 27, P658, P679
Rosillo S.O.: P471
Rostovtseva M.: P697
Rotar O.: P177, P432, P462, P640
Rotar O.P.: P203, P216
Roussellet L.: P169
Rovelo Ruiz G.: 22
Rovina M.: P133
Rozanska D.: P433, P445
Rroji M.: P526
Ruidavets J.B.: P169
Runev N.R.: P131, P131, P131, P395, P395, P395, P402, P402, P402, P591
Rusali A.: P738
Rutten F.H.: 360, P123, P387

Index of Authors

By final programme number

Ruzov V.I.: P153
Ryabikov A.: P114, P637
Ryamzina I.N.: P700
Rychkova L.: P191, P275, P277,
P279, P531, P747, P749, P750
Rydell Carlsson M.: P464
Ryden L.R.: P440
Ryffel C.: 18
Rylova A.K.: P691
Ryzhkova D.: 84

S

Saatashvil G.: P261
Saavedra Falero J.: P502
Sabatini A.: P547
Sabovic M.: P198
Saeidifard F.: P630
Sagan V.: P725
Saghiv M.O.: 27, P658
Salas Bravo D.: P228
Salbieva A.O.: P230, P442, P447,
P451
Saleh Z.: P135
Sales-Wuillemin E.: P485
Salihi S.: P676
Salmasi A. M.: P124
Salvi L.: P133
Salvi P.: P133
Salyamova L.: P117, P145, P615
Samsonova I.V.: P492
San Martin Gomez M.A.: P672, P714
Sanchez Perez I.: P228, P228, P414
Sanchez R.J.: 307
Sand N.P.R.: 48
Sandek A.: P151
Sanfilippo F.M.: 89
Sankaran S.: 106
Santa Clara H.: P713
Santos C. T.: P607, P618, P639
Santos C.T.: P400, P413, P544,
P592, P606, P617, P634, P651,
P742
Santos E.: P604
Santos S.: P508
Santos V. T.: P713
Santos W.: 363, P659
Sanz De La Garza M.: P719
Sanz Mayordomo P.: P502
Sanz-de la Garza M.: 17, P506
Sanz-De La Garza M.: 564, 570,
P537
Sapacheva M.: P674
Sapojnic N.: P396
Saracoglu E.R.H.A.N.: 86
Sargaeva D.: P531
Saric S.: P239
Sarquella-Brugada G.: P719
Sarto P.: P257
Sassone B.: 295, 357
Sato A.: 298
Sava N.P.: P265
Sazonova Y.: P684
Scalise F.: P133
Schaefer J.: P523
Schefold J.C.: P151

Scherbakov N.: P151
Schiariti M.: P539
Schiavon M.: 14, P254
Schirmer H.: P143, P237
Schmid J.P.: 22
Schmidt R.: P186
Schmidt-Trucksass A.: P523
Schmied C.M.: P743
Scholl J.: 358, P459
Schoneveld A.H.: 42
Schoots T.: P113
Schotborgh C.: P140
Schouwenburg-Menalda T.: P500
Schrauwen E.: P681
Schwarz M.: P726
Scibilia N.: P438
Scopigni F.: P252, P259
Scully P.: P518, P520
Sedgwick C. L.: P253
See J. H. J.: P452
Seferi S.: P526
Seiler C.: 18
Seiti J.: P526
Sekerija M.: 303
Seliuk M.N.: P160
Seliuk O.V.: P160
Selvarajah S.: P543
Sen N.: P195, P229, P647, P663
Sen N.A.R.E.S.H.: P195, P233,
P443, P443, P635
Senard J.M.: P236
Sepulveda A.: 564
Sepulveda-Martinez A.: 17
Serena C.: P604
Serra E Silva P.: P200
Seth A.S.H.O.K.: P635
Setta R.B.R.: P631
Shahim B.: P440
Shakhmatov S.: P114
Shalnova S.: P432
Shapkina M.: P637
Shaposhnikova Y.: P397
Sharashidze N.: P261
Sharif D.: P679
Sharif Y.: P679
Sharif-Rasslan A.: P679
Sharma R.: P518
Sharma S.: 13, 15, 16, 569, P251,
P253, P513, P515, P516, P518, P519,
P520, P718
Sharma S.K.: P660
Shashzad F.: P718
Shaw A.: P256
Shaw M.A.: 91
Shchekochikhin D.Y.U.: P408
Shehab A.: 306
Shemenkova V.: P662
Sheneman E.: P747
Sheppard M.N.: 13, 15
Sherve C.H.: 27, P658
Shevelok A.N.: P403
Shevelyok A.: P130
Shilina L.V.: P264, P265, P527
Shim J.S.: P181
Shimada A.: P703

Shimada K.: P703
Shimizu M.: P703
Shin H.S.: P127
Shin W. Y.: P221
Shiojima I.: P711
Shivalkar B.: P115, P510, P709
Shloido E.: P612
Shlyakhto E.: P177, P462, P640
Shlyakhto E.V.: P203, P216
Shlyk S.V.: P603, P613
Shorikov E.: P472
Shorikova D.: P472
Shostak N.: P662
Shumakov A.: P602
Shurkevich N.: P627
Shushkovska Y.: P597, P598
Sidek N.N.: P543
Silva C.P.O.: P634, P643
Silva L.M.: P189
Silva S.: P685
Silveira A.D.: P499, P683
Silverii M.V.: P507
Simoës S.A.: P634, P643, P651
Simon A.: P532, P736
Simon E.: P736
Simon G.: P133
Simonenko M.: P684
Simonovic D.: P239
Simoons M.L.: 45
Simpson R.: 88
Sirenko O.: P488
Sirota N.: P483
Sitar-Taut A.V.: P707
Sitges M.: 17, 564, 570, P506, P719
Sitnikova M.: P684
Sitnikova M.Y.: P404, P595
Sitnikova M.Y.U.: P399
Sivakova O.: P483
Sivasampu S.: P543
Sizova M.: P597, P598
Skadberg O.: 296, 87, P255, P514
Sklyanna O.: P197
Skrabal F.: P753
Skrzypek M.: P481, P694
Skvortsov D.U.: P153
Slotvik N.: P143
Smetana S.S.: P440
Smianov V.: P626
Smianova O.: P626
Smirnova E.S.: P527
Smirnova M.L.: P425
Smith M. P.: P748
Smolensky A. V.: P429
Smyrnova G.: P129
Soares R.M.: P685
Soares R.R.: P643
Sochor O.: P630
Sokolova A.: P119
Sokolova O.: P482
Sokolova O.Y.: P230, P442, P451,
P534, P700
Solberg E.E.: P521
Soldatova A.M.: 361
Soltsev V.: P462, P640
Soltsev V.N.: P203, P216

Index of Authors

By final programme number

Solomenchuk T. M.: P142, P611
Solomenchuk T.M.: P407
Soluk Ozdemir Y.: P650
Somers V.K.: 380
Sommer P.: P517
Sonza A.: P134
Sopher M.: P542
Sorino N.: 295, 357
Sorokin L.: P463
Soukarie L.: P236
Soukup T.: P280
Sousa J.: P200
Souza C.S.: P631, P643
Spritzer T.: P634, P651
Spruit M.: P687
Srbinovska E.S.: P218
Sribna O.: P454
Srutova K.: P661
Staessen J.A.: 294
Stamate C.S.: 362
Stamler J.: P158
Stancheva N.: P427, P641
Stanifer J.W.: 572
Starc G.: P175
Starodubova J.: 328, P193
Starshova O.: P163
Staton C.A.: 572
Statsenko M.E.: P423, P621, P730
Stauber A.: P517
Staurakis S.: P391
Stazzone E.S.E.: P653
Stein R.: P499, P683
Steinskog D.: P521
Stepanovic J.: 308
Stevovic S.: P666, P712
Stinkens R.: 110
Stoimenov B.S.: P131, P131, P131, P395, P395, P395, P402, P402, P402, P591
Stojanovic S.: P239
Stojkovic B.: P741
Stoop T.: P115, P510, P709
Stoyanova D.: 85, P206, P210
Straatman R.: P681
Strak M.: P678
Strojnič V.: P138
Stylianiadis V.: P251
Subramanian V.: P224
Suceveanu A.I.: P738
Suceveanu A.P.: P738
Sudlow C. L. M.: 88
Sulim S.: P598
Sunamura M.: P416
Sung J.: 43
Supervia M.: 380
Suslova T.: P671
Susta D.: P238
Sutherland G.: P172
Suvorava T.: P278
Suvorov N.: P705
Suwanno J.: 299, P467, P467, P645, P645, P652
Suwanno J.O.M.: P461, P654
Suwanno J.U.K.: 299, P461, P654
Svet A.: P662

Sykora J.: 321
Sykora M.: P280
Szasz K.: P736
Szczzerba E.: P733
Szczesniewska D.: P173
Szeiffova Bacova B.: P280
Szuba A.: P433, P445

T
Tabakaev M.V.: P740
Tabata M.: 356, 565, P235
Tahir A.: P513
Takahashi M.: 298
Takao N.: P702
Takayanagi Y.: 298
Tanaka C.: P702
Tanaka S.: 356, 565, P235
Tanaka T.: P706
Tancheva A.: P640
Tantawy M.: P542
Tanwar S.: P233, P443, P635
Tanwar S.O.N.A.L.: P195, P229, P647, P663
Tanzarella G.: 15
Tarancon Zubimendi B.: P672, P714
Tarzimanova A.: P388
Tasic I.: P420
Tatar C.M.: P424
Taunton J.: P258
Tavares A.: P604
Tekkesin A.I.: P650
Telegina A.I.: P121, P695, P696
Tenbult - Van Limpt N. C. C. W.: P715
Tenbult-Van Limpt N.C.C.W.: P416
Ter Hoeve N.: P416
Terada T.: P242, P243
Terai T.: 298
Teshima K.: P706
Theodorou I.: P453
Thielke P.: P726
Thijs L.: 294
Thillays M.: P273
Thompson S.: 326
Tiringir I.: P532, P736
Tisheva S.: P162, P427, P641
Tjonna A.E.: 19
Todorova Y.: P641
Tokmakova M.: P632
Tolkunova K.: P493
Tolkunova K.M.: P216
Tollot S.: 14
Tolonen H.K.: 44
Tolpygina S.N.: P149
Tomala M.: P616
Tomashevskaya Y.: P610
Tomazin K.: P138
Tome M.: 569, P251, P515, P519, P718
Tome M.T.: 15
Tome-Esteban M.: P516
Tomic S.: P712
Tonchev P.: P162
Toran Martinez C.: P672
Toringhbel M.: P738

Torlasco C.: P520
Trachsel L.: 18, P500
Trendafilova E.: P600
Tretyakova N.: P493
Trevisanato M.: P257
Triantafyllou K.: P453
Tribulova N.: P280
Trinkler M.: 377
Tripon R.G.: P424
Trivellini G.: P490
Trovato D.: 14
Trovik T.: P143
Trubacheva O.: P671
Trubnikova O.: P139
Trubnikova O.A.: P656
Truchot D.: P485
Tscharre M.: P753
Tsonev S.: P632
Tsumi H.: P702
Tsygankova D.P.: P545, P740
Tudorancea I.: P457
Tulloch H.: 566, P243, P479
Tulloch H.E.: 293
Turk M.: P198
Tykarski A.: P173, P481, P694
Tyschenko I.V.: P495
Tyupaeva S.A.: P465
Tzortzakis P.: P391

U
Ueda A.: P622
Ugolotti P. T.: 25
Ugolotti P.T.: 304
Unwin D.: 91
Upreti S.: P660
Uribe Heredia N. G.: P672, P714
Ushijima A.: 111
Uzokov J.K.: P157

V
Vaartjes I.: P166, P543, P678
Vaillant A.: P664
Valeanu M.: P183, P401
Valeeva R.M.: P264
Valentova M.: P151
Vallejo Sacristan E.: P672, P714
Valverde Gomez M.: P504
Van Aerde M. A.: P194
Van Buuren F.: 85, P206, P210, P211, P489
Van Craenenbroeck A.H.: 297
Van Craenenbroeck E.M.: 109, 297
Van Den Berg-Emons H.J.G.: P416
Van Der Aalst C. M.: P194
Van Der Harst P.: P140
Van Doorn S.: 360, P387
Van Corp N.: 108
Van Hees L.: 297
Van Horn L.: P158
Van Klei W.A.: P546
Van Waes J.A.R.: P546
Van Zalen J.: P518
Van Zandvoort M.: P278
Vanassche T.: 294
Vaquer A.: P719

Index of Authors

By final programme number

Vaquer Seguí A.: 570
Varela A.: P680
Vartiainen E.: 44
Vasic D.: 567
Vasilev D.: P600
Vasilevsky A.S.: P492
Vassalle C.: P490
Vassilev D.V.: P131, P131, P131, P395, P395, P395, P402, P402, P402, P591
Vassilikos V.: P453
Vatutin M.: P197
Vatutin N.: P130
Vatutin N.T.: P403
Vavilkina Z.V.: P527
Vazquez Garcia R.: P205, P213, P214
Velez Salas A.: P436
Velghe J.: P258
Venturas M.: P506
Venturini E.: P665
Venturini S.: P507
Venturini V.: P665
Venugopal K.: P676
Verboven K.: 110, P687
Veress G.: P532, P736
Verevkin E.U.: P114
Vernooij F.: 42
Versmissen J.J.: 45
Vessella T.: P257
Vetoshkin A.S.: P627
Viana Llamas M.: P672, P714
Vicente Campos D.: P249
Vidal B.: P719
Viel M.: P257
Vijgen J.: P687
Vilagra H.W.: P413, P592, P606, P651
Vilagra L.W.: P400, P413, P592, P606, P617
Vilagra M. M.: P607, P618
Vilagra M.M.: P400, P413, P544, P592, P606, P651
Vilagra S.M.B.V.: P607, P618
Vilagra S.M.B.W.: P400, P413, P544, P592, P606, P651
Villa G.: P172
Villacorte M.: P537
Villelabeitia Jaureguizar K.: P502
Villelabeitia K.: P249
Vinciguerra M.: 380, P630
Vinnitskaya I.: P670
Vinnizkaya I.: P671
Vitale G.: P456
Vizintin Cuderman T.: 364, P501
Vlad C.: P183, P401, P401
Vladimirov G.: P600
Vodopija A.: P539
Voelzke H.: 323
Voevoda M.: P156
Vogt M.: P278
Volkov D.A.: P425
Voll R.E.: P523
Vollenweider P.: 568

Von Essen L.: 322
Von Haehling S.: P151
Vonder M.: P194
Vorobev A.: P153
Voronina E.: P114
Voronina V.P.: P149
Vosukh O.: P142, P611
Vrints C.J.: 109
Vroegindewey M.M.: P140
Vromen T.: 22
Vrtovec M.: P528
Vulcano N.: P686
Vygodin V.A.: P466, P492, P494, P649

W

Waeber G.: P224
Wallert J.: 322
Wallin E.: 322, P538
Wang J.W.: 42
Warburton D. E. R.: P258
Warda H.M.: P159
Wardeh A.J.: P140
Waskiewicz A.: P173
Wassenaar B.L.J.: P113
Watanabe H.: 298
Watt V.: P256
Waziry P.F.: P186
Wegmayr C.: P412, P753
Wei F.F.: 294
Wens I.: 110
Westaby J.D.: 13
Widad L.: P693
Widmer L.: P500
Wilhelm M.: 18, 22, P500
Willemsen L.: 382, 42, P546
Willis J.: P518
Wilsgaard T.: P237, P657
Wilson M.G.: P256
Witassek F.: 20
Witkowska A.M.: P173
Witvrouwen I.: 109, 297
Wojakowski W.: P481, P694
Wood D.: 41, P441
Wright F. L.: 88
Wright F.L.: 89
Wuyts K.: P115, P510, P709

X

Xavier Fontes A.: P604
Xuereb R.G.: P477

Y

Yamada A.: P706
Yamamoto T.: P703
Yamaoka-Tojo M.: 356, 565
Yang T. O.: 88
Yang W.Y.: 294
Yarmosh I.: P705
Yaroslavskaia E.I.: P486, P609
Yarynkina O.: P163
Yildirimturk O.: P650
Yokoyama M.: P703
Yonas E. G.: P630

Yufereva Y.M.: P121, P230, P447, P466, P492, P494, P534, P649, P695, P696, P698, P700
Yusubova A.I.: P230, P442, P447, P451

Z

Zabala I.: P537
Zagaynaya E.: P238
Zagel B.: P743
Zagoruiko A.: P130
Zagoruiko A.N.: P403
Zagoruyko A.: P197
Zagrebelskiy A.V.: P149
Zaharova O.: 84, P411
Zahner L.: 377, P171
Zaletel K.: P528
Zamorano Del Pino L.: P207
Zamorano Gomez J.L.: P504
Zanini M.: P499
Zatonska K.: P433, P445
Zdrengha D.: P154
Zdrengha D.T.: P707
Zdrojewski T.: P481, P694
Zekios K.: P391
Zeller M.: P431, P485, P664
Zephyryn F.: P516
Zhang K.: P479
Zhang K.M.: 566
Zhang Y.N.: 382, 42
Zhao M.: P166, P678
Zhernakova Y.U.: P432
Zmudka K.: P616
Zorzi A.: 14, P254
Zuccotti M.L.: P241
Zujko M.: P173
Zwaiman I.: P258
Zwisler A.D.: P268

NOTEBOOK

A series of horizontal dotted lines for writing, spanning the width of the page.

NOTEBOOK

A series of horizontal dotted lines for writing, spanning the width of the page.

NOTEBOOK

A series of horizontal dotted lines for writing, spanning the width of the page.

NOTEBOOK

A series of horizontal dotted lines for writing, spanning the width of the page.

NOTEBOOK

A series of horizontal dotted lines for writing, spanning the width of the page.

NOTEBOOK

A series of horizontal dotted lines for writing, spanning the width of the page.

NOTEBOOK

A series of horizontal dotted lines for writing, spanning the width of the page.

NOTEBOOK

A series of horizontal dotted lines for writing, spanning the width of the page.

NOTEBOOK

A series of horizontal dotted lines for writing, spanning the width of the page.

NOTEBOOK

A series of horizontal dotted lines for writing, spanning the width of the page.

NOTEBOOK

A series of horizontal dotted lines for writing, spanning the width of the page.

NOTEBOOK

A series of horizontal dotted lines for writing, spanning the width of the page.

NOTEBOOK

A series of horizontal dotted lines for writing, spanning the width of the page.

NOTEBOOK

A series of horizontal dotted lines for writing, spanning the width of the page.

NOTEBOOK

A series of horizontal dotted lines for writing, spanning the width of the page.

NOTEBOOK

A series of horizontal dotted lines for writing, spanning the width of the page.

NOTEBOOK

A series of horizontal dotted lines for writing, spanning the width of the page.

NOTEBOOK

A series of horizontal dotted lines for writing, spanning the width of the page.

NOTEBOOK

A series of horizontal dotted lines for writing, spanning the width of the page.

NOTEBOOK

A series of horizontal dotted lines for writing, spanning the width of the page.

NOTEBOOK

A series of horizontal dotted lines for writing, spanning the width of the page.

NOTEBOOK

A series of horizontal dotted lines for writing, spanning the width of the page.

NOTEBOOK

A series of horizontal dotted lines for writing, spanning the width of the page.



European Society
of Cardiology

www.escardio.org

About the ESC

The European Association of Preventive Cardiology (EAPC) is a branch of the European Society of Cardiology (ESC). The ESC is a not-for-profit medical society led by volunteers.

Our mission is to reduce the burden of cardiovascular disease. Through our global network of 56 Member National Cardiac Societies and 43 Affiliated Cardiac Societies, we identify cardiovascular trends, address inequalities and share best practices to improve standards of care for patients.

The ESC counts 90,000 members from across the globe, including over 4,000 distinguished Fellows of the ESC.

We cover the full spectrum of cardiology through our 27 subspecialty communities, giving us a unique perspective on all areas of cardiovascular science.

What we do

We provide our members and the global cardiology community with the support and tools they need to deliver the best possible care. In addition to the publication of 12 scientific journals, a variety of textbooks and internationally respected ESC Clinical Practice Guidelines, we do this through five strategic focus areas:



CONGRESSES

- ESC Congress - the world's largest cardiovascular meeting
- Nine subspecialty congresses, including EuroPrevent



EDUCATION

- Online and face-to-face learning
- Certification



RESEARCH

- Registries and data collection



ADVOCACY

- Fostering partnerships and providing expertise to shape policy



MEMBERSHIP

- Join the world's largest community of healthcare professionals fighting heart disease

Ethical integrity

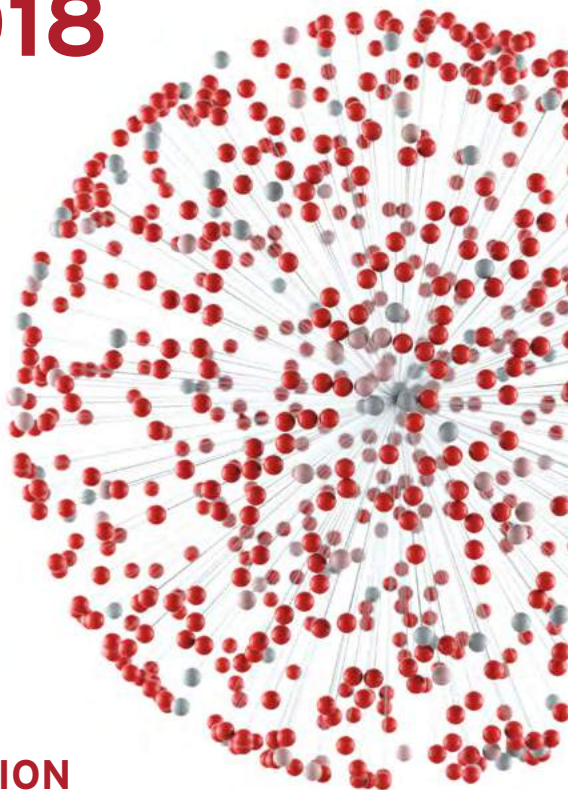
The ESC adheres to the Alliance for Biomedical Research in Europe Code of Conduct to ensure objectivity, transparency and integrity.

ESC Congress Munich 2018

25-29 August

Where the world of
cardiology comes together

See the
Preventive
cardiology
sessions



● **SAVE ON REGISTRATION**

Early registration deadline - **31 May**

Become an ESC Professional Member & save even more

● **DISCOVER THE SCIENTIFIC PROGRAMME**

Late-Breaking Science submission deadline: **21 May**

www.escardio.org/ESC2018
#ESCCongresses



ESC

European Society
of Cardiology

2019 EuroPrevent

European Congress on Preventive Cardiology



11-13 April 2019
Lisbon, Portugal

Save the date