

# ESC CONGRESS

ROME 2016

27 – 31 August



## Final Programme

[www.escardio.org/ESC2016](http://www.escardio.org/ESC2016)



EUROPEAN  
SOCIETY OF  
CARDIOLOGY®



<b>VILLAGE 1</b> Baku - Nicosia Basic Science	<b>VILLAGE 2</b> Helsinki - Sarajevo - Sofia Interventions, Peripheral Circulation, Stroke, Surgery	<b>VILLAGE 3</b> Cairo - Yerevan Hypertension, Pharma	<b>VILLAGE 4</b> Berlin - Minsk Arrhythmias, Pacing, Resynchronisation	<b>VILLAGE 5</b> Athens - Copenhagen Ischaemia, Coronary Artery Disease, Acute Cardiac Care, Acute Coronary Syndromes	<b>VILLAGE 6</b> Budapest - Tallinn Imaging, e-Technology	<b>VILLAGE 7</b> Paris - Reykjavik Prevention, Rehabilitation, Sports Cardiology, Nursing, Ageing	<b>VILLAGE 8</b> Brussels - Tallin Heart Failure, LV dysfunction	<b>VILLAGE 9</b> Prague - Vienne - Zagreb Congenital, Valvular Myopericardial Diseases, Pulmonary Circulation	<b>THE HUB</b> Bernini, Da Vinci, Forum, Galileo Michelangelo, Raphael	<b>POSTER AREA</b> Agora	<b>MAIN AUDITORIUM</b> Rome
---	---	---	--	---	---	---	--	---	---	-----------------------------	--------------------------------



**MAIN ENTRANCE (NORTH)**

Industry Coach Parking & ESC Official Hotel Shuttles

Fiera Train Station to Ostiense

Transportation Help Desk

- ESC Stand
- SSC Speaker Service Centre
- Medical Care
- Taxi station
- Information Point
- Cloakroom & Left Luggage
- ESC Congress 365 desk
- ESC Mobile App desk



# WELCOME TO ESC CONGRESS 2016!

GI

We are grateful to see you in Rome and thank you for attending ESC Congress where all together we will meet, learn and establish new friendships.

The world's largest cardiovascular congress is truly multinational with faculty, abstract presenters, sister societies and cardiology experts from over 140 countries.

This year's spotlight, '**The Heart Team**' highlights the importance of teamwork and interactions between all professionals and specialties involved in managing patients with cardiovascular disease.

Exciting new tracks are organised on surgery, stroke, and e-cardiology. The Gladiator's Arena will feature live and engaging discussions between leading speakers on topical and controversial issues. After the "debate" cast your vote for the best argument presented.

**Latest evidence and recommendations** will be presented during the 'ESC Clinical Practice Guidelines' sessions with face to face exchanges to help you implement them in your practice. Meet the Guidelines Task Force, discuss Clinical Cases, learn about their application in different countries through the My NCS@ESC Sessions and test your knowledge with the ESC Cardiology Quiz in the Hub!

**Novel clinical trial results** will be announced in the popular 'hot line' sessions while the 'Advances in Science' will feature the best from over 11 000 abstracts submitted to ESC Congress.

Keep a finger on the **pulse of industry partners** in the exhibition or during the satellite symposia.

For easy planning download the 'ESC 2016' Mobile App to select the presentations you don't want to miss as well as interact and vote during the 'Mobile app interactive sessions'. The Mobile App also gives you a direct access to ESC Congress 365 and ESC TV to review Congress resources all year long.

We welcome you to the Inaugural session on Saturday 27 August to officially open ESC Congress 2016 in the eternal city of Rome.

We wish you a great ESC Congress, the place where the world of cardiology comes together!

All the best,



**Fausto Pinto, FESC**  
President 2014 - 2016  
European Society of Cardiology



**Geneviève Derumeaux, FESC**  
Chairperson 2014 - 2016  
Congress Programme Committee

and all ESC Members of the Congress  
Programme Committee

The Scientific Programme has been prepared by the ESC Congress Programme Committee in close collaboration with the ESC Working Groups, Associations, Councils and Ad hocs according to the nine following topic groups.

**J F Pinto** FESC (Lisbon, PT)

**G A Derumeaux** FESC (Creteil, FR)

*Most scientific sessions, except satellite symposia, are arranged by topics in themed villages. You will also find the scientific highlights of the 9 main topics of ESC Congress 2016 in The Hub, the Agora and the main auditorium.*

### VILLAGE 1 – BASIC SCIENCE

<b>L Badimon</b>	FESC (Barcelona, ES) – Coordinator – Council on Basic Cardiovascular Science
<b>J-L Balligand</b>	FESC (Brussels, BE)
<b>C Basso</b>	FESC (Padua, IT) – WG Development, Anatomy & Pathology
<b>P Ferdinandy</b>	FESC (Budapest, HU) – WG Cellular Biology of the Heart
<b>S Hatem</b>	(Paris, FR)
<b>I Hoefler</b>	FESC (Utrecht, NL) – WG Atherosclerosis & Vascular Biology
<b>I Komuro</b>	FESC (Tokyo, JP) – Japanese Circulation Society (JCS)
<b>J D Pearson</b>	FESC (London, UK)
<b>R F Ventura Clapier</b>	(Chatenay-Malabry, FR)

### VILLAGE 2 – INTERVENTIONS - PERIPHERAL CIRCULATION - STROKE -

<b>M Valgimigli</b>	FESC (Rotterdam, NL) – Coordinator
<b>V Aboyans</b>	FESC (Limoges, FR)
<b>Y D Chen</b>	FESC (Beijing, CN) – Chinese Society of Cardiology (CSC)
<b>W Doehner</b>	FESC (Berlin, DE)
<b>P H Kolh</b>	FESC (Liege, BE)
<b>H K Najm</b>	FESC (Riyadh, SA) – Saudi Heart Association (SHA)
<b>J-F Obadia</b>	(Lyon-Bron, FR)
<b>Y Ozaki</b>	FESC (Toyoake, JP)
<b>M Roffi</b>	FESC (Geneva, CH)
<b>F Sellke</b>	(Providence, US) – American Heart Association (AHA)
<b>K-H Sim</b>	FESC (Kuching, MY) – Asian Pacific Society of Cardiology (APSC)
<b>S Windecker</b>	FESC (Bern, CH) – EAPCI Representative

### VILLAGE 3 – HYPERTENSION - PHARMA

<b>B Williams</b>	FESC (London, UK) – Coordinator
<b>M A Alonso</b>	FESC (London, UK)
<b>D Atar</b>	FESC (Oslo, NO)
<b>A Coca</b>	FESC (Barcelona, ES) – Hypertension Council Representative
<b>A G de Simone</b>	FESC (Naples, IT)
<b>F Mahfoud</b>	(Homburg/Saar, DE)
<b>E Shlyakhto</b>	FESC (St. Petersburg, RU) – Russian Society of Cardiology (RSC)

## VILLAGE 4 – ARRHYTHMIAS - PACING - RESYNCHRONISATION

<b>C Leclercq</b>	FESC (Rennes, FR) – Coordinator
<b>M Brignole</b>	FESC (Lavagna, IT)
<b>H Burri</b>	(Geneva, CH)
<b>A De Paola</b>	FESC (Sao Paulo, BR) – Brazilian Society of Cardiology (BSC)
<b>M Glikson</b>	FESC (Ramat Gan, IL) – EHRA Representative
<b>J Kautzner</b>	FESC (Prague, CZ)
<b>K H Kuck</b>	FESC (Hamburg, DE)
<b>C Linde</b>	FESC (Stockholm, SE)
<b>P Volders</b>	FESC (Maastricht, NL)

## VILLAGE 5 – ISCHAEMIA - CORONARY ARTERY DISEASE - ACUTE CARDIAC CARE - ACUTE CORONARY SYNDROMES

<b>J-P Collet</b>	FESC (Paris, FR) – Coordinator
<b>D Erlinge</b>	FESC (Lund, SE)
<b>A Koller</b>	(Budapest, HU) – WG Coronary Pathophysiology & Microcirculation
<b>J Mehilli</b>	FESC (Munich, DE)
<b>D Milicic</b>	FESC (Zagreb, HR)
<b>J Morais</b>	FESC (Leiria, PT) – WG Thrombosis
<b>S Price</b>	FESC (London, UK) – ACCA Representative
<b>C J MVrints</b>	FESC (Edegem, BE)

## VILLAGE 6 – IMAGING - E-TECHNOLOGY

<b>P Lancellotti</b>	FESC (Liege, BE) – Coordinator – EACVI Representative
<b>J Bax</b>	FESC (Leiden, NL)
<b>C Bucciarelli</b>	FESC (Bristol, UK)
<b>P Colonna</b>	FESC (Bari, IT)
<b>L Ernande</b>	FESC (Paris, FR)
<b>F A Flachskampf</b>	FESC (Uppsala, SE)
<b>G Krstacic</b>	FESC (Zagreb, HR) – WG e-Cardiology
<b>D Neglia</b>	FESC (Pisa, IT)
<b>H Ukkonen</b>	(Turku, FI)
<b>Z Vered</b>	FESC (Zerifin, IL)

## VILLAGE 7 – PREVENTION - REHABILITATION - SPORTS CARDIOLOGY - NURSING - AGEING

<b>M C Deaton</b>	FESC (Cambridge, UK) – Coordinator
<b>A Abreu</b>	(Lisbon, PT)
<b>D Gaita</b>	FESC (Timisoara, RO) – World Heart Federation (WHF)
<b>A O Nedoshivin</b>	FESC (St. Petersburg, RU)
<b>E Prescott</b>	(Copenhagen, DK)
<b>S Sharma</b>	FESC (London, UK) – EAPCR Representative
<b>L Tokgozogl</b>	FESC (Ankara, TR)

## VILLAGE 8 – HEART FAILURE - LEFT VENTRICULAR DYSFUNCTION

<b>S Anker</b>	FESC (Gottingen, DE) – Coordinator
<b>J Bauersachs</b>	FESC (Hannover, DE)
<b>D A Brito</b>	FESC (Lisbon, PT)
<b>G Filippatos</b>	FESC (Athens, GR) – HFA Representative
<b>A A Hagege</b>	FESC (Paris, FR)
<b>J Lopez-Sendon</b>	FESC (Madrid, ES)
<b>T McDonagh</b>	FESC (London, UK)
<b>M F Piepoli</b>	FESC (Piacenza, IT)
<b>O Smiseth</b>	FESC (Oslo, NO)

## VILLAGE 9 – VALVULAR DISEASE - PULMONARY CIRCULATION - MYOCARDIAL - PERICARDIAL DISEASE - CONGENITAL HEART DISEASE AND PAEDIATRIC CARDIOLOGY

<b>R Rosenhek</b>	FESC (Vienna, AT) – Coordinator – WG Valvular Heart Disease
<b>H Baumgartner</b>	FESC (Muenster, DE)
<b>A L P Caforio</b>	FESC (Padua, IT) – WG Myocardial & Pericardial Diseases
<b>M Delcroix</b>	(Leuven, BE)
<b>E Jokinen</b>	(Helsinki, FI)
<b>S Konstantinides</b>	FESC (Mainz, DE) – WG Pulmonary Circulation & Right Ventricular Dysfunction
<b>A Linhart</b>	FESC (Prague, CZ)
<b>JL Monin</b>	(Creteil, FR)
<b>A Poppas</b>	(Providence, US) – American College of Cardiology (ACC)

## SPECIAL COORDINATORS

<b>S Achenbach</b>	FESC (Erlangen, DE)
<b>L M Goncalves</b>	FESC (Coimbra, PT) – Education
<b>A Auricchio</b>	FESC (Lugano, CH) – EU Regulation and MEP Relation
<b>A Keren</b>	FESC (Jerusalem, IL) – My NCS@ESC
<b>S Matskeplishvili</b>	(Moscow, RU) – My NCS@ESC
<b>S D Kristensen</b>	FESC (Aarhus, DK) – ESC TV
<b>L Ernande</b>	FESC (Paris, FR)
<b>J-L Zamorano</b>	FESC (Madrid, ES) – ESC Guidelines
<b>M Boehm</b>	FESC (Homburg/Saar, DE) – Industry Programme
<b>M Komajda</b>	FESC (Paris, FR) – Industry Programme

## WITH SPECIAL THANKS TO OUR AD HOC MEMBERS

<b>S Agewall</b>	FESC (Oslo, NO) – WG Cardiovascular Pharmacology & Drug Therapy
<b>R Asteggiano</b>	FESC (Turin, IT) – Council for Cardiology Practice
<b>M Brodmann</b>	(Graz, AT) – WG Peripheral Circulation
<b>M de Bonis</b>	(Milan, IT) – WG Cardiovascular Surgery
<b>A Eicken</b>	FESC (Munich, DE) – WG Grown-up Congenital Heart Disease
<b>S Heymans</b>	(Maastricht, NL) – WG Myocardial Function
<b>A W Hoes</b>	FESC (Utrecht, NL) – Council on Cardiovascular Primary Care
<b>C S Jennings</b>	FESC (London, UK) – Council on Cardiovascular Nursing and Allied Professions
<b>A N Kitsiou</b>	FESC (Athens, GR) – EACVI – Nuclear Cardiology and Cardiac CT section
<b>O Oto</b>	FESC (Izmir, TR)
<b>S Plein</b>	(Leeds, UK) – EACVI – CMR section
<b>G L Smith</b>	(Glasgow, UK) – WG Cardiac Cellular Electrophysiology

## ESC CARDIOLOGISTS OF TOMORROW NUCLEUS

<b>E A Jankowska</b>	FESC (Wrocław, PL)
<b>S Muscoli</b>	(Rome, IT)
<b>M Pazdernik</b>	(Prague, CZ)
<b>J Poess</b>	(Luebeck, DE)
<b>M Rubini Gimenez</b>	(Basel, CH)
<b>S M A Sohaib</b>	(London, UK)
<b>M Wallner</b>	(Graz, AT)

## ESC SCIENTISTS OF TOMORROW NUCLEUS

<b>C Antoniades</b>	(Oxford, UK)
<b>J Fauconnier</b>	(Montpellier, FR)
<b>S Ljubojevic</b>	(Graz, AT)
<b>N Smart</b>	(Oxford, UK)
<b>S Sossalla</b>	(Goettingen, DE)
<b>G Vilahur</b>	FESC (Barcelona, ES)

## GUIDELINES FOR INDUSTRY PARTICIPATION COMMITTEE

<b>G Derumeaux</b>	FESC (Creteil, FR) – Chairperson ESC Congress Programme Committee
<b>I Marti</b>	(Allschwil, CH) – Actelion Pharmaceuticals Ltd
<b>M Weimers</b>	(Mölnadal, SE) – AstraZeneca AB
<b>S L Willemse</b>	(Best, NL) – Philips
<b>S Winter</b>	(Erlangen, DE) – Siemens Healthcare GmbH

## ESC PRESS COMMITTEE

<b>S D Kristensen</b>	FESC (Aarhus, DK) – Chairperson
<b>L Badimon</b>	FESC (Barcelona, ES)
<b>L Bolognese</b>	FESC (Arezzo, IT)
<b>K A A Fox</b>	FESC (Edinburgh, UK)
<b>J R Gonzalez Juanatey</b>	FESC (Santiago de Compostela, ES)
<b>M M Gulizia</b>	FESC (Catania, IT)
<b>K Huber</b>	FESC (Vienna, AT)
<b>J Perk</b>	FESC (Oskarshamn, SE)
<b>S Price</b>	FESC (London, UK)
<b>F Romeo</b>	FESC (Rome, IT)
<b>F Schiele</b>	FESC (Besançon, FR)
<b>M Valgimigli</b>	FESC (Rotterdam, NL)
<b>F W A Verheugt</b>	FESC (Amsterdam, NL)

Welcome Letter .....	G1
ESC Congress Committees / Villages & main topics .....	G2

## The European Society of Cardiology, your Community **G9**

About the European Society of Cardiology .....	G11
ESC Board .....	G12
ESC General Assemblies .....	G13
ESC National Cardiac Societies .....	G14
ESC Fellowship .....	G15
ESC Young Community .....	G19
Acute Cardiovascular Care Association (ACCA) .....	G20
European Association for Cardiovascular Prevention and Rehabilitation (EACPR) .....	G21
European Association of Cardiovascular Imaging (EACVI) .....	G22
European Association of Percutaneous Cardiovascular Interventions (EAPCI) .....	G23
European Heart Rhythm Association (EHRA) .....	G24
Heart Failure Association of the ESC (HFA) .....	G25
ESC Working Groups .....	G26
ESC Councils .....	G27
ESC Global Affairs .....	G28
European Heart Agency .....	G29
ESC EURObservational Research Programme .....	G30
ESC Clinical Practice Guidelines .....	G31
ESC Books .....	G32
ESC Education .....	G33
ESC Journals .....	G34

## General Information **G35**

Schedule / Inaugural Session / Awards Ceremony .....	G36
Venue / Opening Hours / Create your programme .....	G37
Registration / Badges / Certificate of attendance and CME credits .....	G38
Press .....	G39
Public Transport .....	G40
Facilities and local information .....	G42
ESC Congress online .....	G43
ESC initiatives .....	G45
Industry information .....	G46
Acknowledgements .....	G47
Product Theatre .....	G51
ESC TV .....	G52

## Scientific Programme **G53**

Congress Spotlight / Congress Highlight Session .....	G54
Basic Science Highlights / ESC Clinical Practice Guidelines Highlights .....	G55
My NCS@ESC .....	G56
Saturday Special Tracks: General Cardiology Tracks / Surgeon Track .....	G57
e-Cardiology Track / Stroke Track / Cardiac Anatomy & Pathology Live Sessions ...	G58
Scientists of Tomorrow .....	G59
A Day with the Legends .....	G60
Cardiologists of Tomorrow .....	G61
Mobile App Interactive sessions: interact and vote in real time! .....	G62
Experts Sessions: Meet the Experts / Case-Based / Science@Breakfast .....	G63
Experts Sessions: Gladiators Arena .....	G63
ESC Cardiology Quiz .....	G64
Experts Sessions: Heart Team .....	G65



ESC Clinical Practice Guidelines / Meet the Guidelines Task Force .....	G66
Guidelines in Daily Practice / MyNCS@ESC .....	G67
Meet the Trialists .....	G68
Hot Line, Clinical Trial Update and Registry .....	G69
ESC Congress 365 .....	G70
Joint Sessions .....	G71
ESC Associations Track / ESC Councils Sessions .....	G74
Journals Sessions .....	G75
Abstract Sessions .....	G77
Posters Sessions .....	G78
Sponsored Sessions .....	G80
Guidelines for Speakers .....	G81
ESC Congress in Review .....	G82

## Scientific Programme by Day and by Village I

<b>Hands-On Tutorials .....</b>	<b>3</b>
<b>Saturday 27 August</b>	
Morning .....	15
Lunch .....	28
Afternoon .....	33
Posters .....	47
<b>Sunday 28 August</b>	
Morning .....	73
Morning Posters .....	100
Lunch .....	126
Afternoon .....	135
Afternoon Posters .....	162
Evening .....	189
<b>Monday 29 August</b>	
Morning .....	193
Morning Posters .....	218
Lunch .....	244
Afternoon .....	253
Afternoon Posters .....	278
Evening .....	304
<b>Tuesday 30 August</b>	
Morning .....	305
Morning Posters .....	330
Lunch .....	357
Afternoon .....	361
Afternoon Posters .....	388
<b>Wednesday 31 August</b>	
Morning .....	415

## Appendices

List of Chairpersons, Speakers and Authors .....	421
List of Topics .....	541
List of Exhibitors .....	553
List of Country Codes .....	573

IT'S COMING...  
JUST FOR YOU



COME TO THE ESC STAND,  
DISCOVER WHAT THE ESC CAN DO FOR YOU

[www.escardio.org](http://www.escardio.org)



The cover features a teal background with a vertical gold line on the left. At the top, a gold Greek key border curves from the left edge. Below it, a dashed gold line curves across the top. A solid orange line forms a large, rounded shape on the left side. At the bottom, a gold laurel wreath curves across the width, and a white line forms a large, rounded shape on the right side.

ESC CONGRESS  
ROME 2016

**EUROPEAN  
SOCIETY  
OF CARDIOLOGY  
YOUR COMMUNITY**

# WHY YOU SHOULD CONNECT WITH THE EUROPEAN SOCIETY OF CARDIOLOGY



WE  
ARE THE  
ESC

The ESC is a unique and well respected organisation that serves the needs of the international cardiology community.

Promotes scientific excellence

Produces impartial and comprehensive resources

Represents all areas of cardiology

Continually strives to improve patient outcome

Is *the* reference in cardiovascular science

Connects you with other cardiovascular specialists

Come to the ESC Stand

DISCOVER WHAT THE  
ESC CAN DO FOR YOU

[www.escardio.org](http://www.escardio.org)



# ABOUT THE EUROPEAN SOCIETY OF CARDIOLOGY

The European Society of Cardiology (ESC) is a learned society whose mission is to reduce the burden of cardiovascular disease. The ESC produces, organises or supports many scientific and educational activities as well as products aimed at cardiology professionals wishing to increase their knowledge and update their skills.

The ESC is comprised of 56 National Cardiac Societies, from across Europe and the Mediterranean region, 6 Associations, 15 Working Groups and 5 Councils, covering different sub-specialties of cardiology. ESC activities reach far beyond the boundaries of Europe, however; and our 95 000 members come from all over the world. The ESC also maintains close ties to 41 Affiliated Cardiac Societies worldwide.

## **Education:** deliver world-class learning and professional development.

- E-learning platform: more than 260 courses on general cardiology and a wide range of sub-specialties represented
- Clinical cases galleries
- Webinars
- CME (Continuous Medical Education)
- Face to face and online courses
- ESC Clinical Practice Guidelines
- ESC textbooks
- European Heart Academy (post graduate diplomas)

## **Congresses:** organisation of congresses which offer the best scientific content.

- ESC Congress
- Specialty congresses
- ESC joint sessions with National Cardiac Societies worldwide

## **Membership:** engage with cardiovascular professionals and access the best content.

- All Cardiovascular communities sharing the same goals and values
- We are the ESC: each member of the ESC can contribute to, and benefit from ESC activities and success

## **Research:** encourage excellence and manage research innovation.

- EURObservational Research Programme (EORP)
- ESC Clinical Practice Guidelines
- ESC Grants
- Cardioscape
- Atlas of Cardiovascular data
- European Heart Health Institute

## **Advocacy:** improve knowledge of cardiovascular-related topics.

- Alliance for Biomedical Research in Europe (BioMed Alliance)
- European Chronic Disease Alliance (ECDA)
- Cardio Policy

**Come to discuss with ESC staff in the ESC Plaza and find out more about what the ESC can do for you.**

The management of the European Society of Cardiology (ESC) is conducted by a Board and a management group of the Board. The Board is comprised of voting members (who are elected by the General Assembly in even numbered years) and non-voting ex officio members who are appointed by the Board. The Board of the ESC establishes committees to attend to specific tasks.

## Elected Members:

### Management Group of the Board

FJ Pinto, FESC, Portugal	President
JJ Bax, FESC, Netherlands	President-Elect
F Cosentino, FESC, Sweden	Secretary/Treasurer

### Vice-Presidents

S Achenbach, FESC, Germany	Global Affairs & Communication
D Atar, FESC, Norway	National Affairs, Editors Network & Cardiologists of Tomorrow
B Casadei, FESC, United Kingdom	Scientific Affairs & Research/Clinical Trials (also includes Working Groups, Councils and Women in Cardiology)

### Councillors

C Aguiar, FESC, Portugal	Global Affairs/Communications
S Anker, FESC, Germany	Scientific Affairs
C Erol, FESC, Turkey	National Affairs
I Graham, FESC, Ireland	Global Affairs
P Lancellotti, FESC, Belgium	Scientific Affairs
B Merkely, FESC, Hungary	National Affairs

### Ex-Officio Voting Members

PE Vardas, FESC, Greece	Past-President
H Bueno, FESC, Spain	President Acute Cardiovascular Care Association
G Filippatos, FESC, Greece	President Heart Failure Association of the ESC
G Habib, FESC, France	President European Association of Cardiovascular Imaging
G Hindricks, FESC, Germany	President European Heart Rhythm Association
A Pelliccia, FESC, Italy	President European Association for Cardiovascular Prevention and Rehabilitation
S Windecker, FESC, Switzerland	President European Association of Percutaneous Cardiovascular Interventions

### Non-voting Members

GA Derumeaux, FESC, France	Chairperson ESC Congress Programme Committee
R Ferrari, FESC, Italy	Chairperson EURObservational Research Programme
T Lüscher, FESC, Switzerland	Chairperson Publications Committee
A Vahanian, FESC, France	Chairperson Education Committee
F Van de Werf, FESC, Belgium	Chairperson European Affairs Committee
JL Zamorano, FESC, Spain	Chairperson Committee for Practice Guidelines
L Badimon, FESC, Spain	Representative Council on Basic Cardiovascular Science
D Fitzsimons, NFESC, United Kingdom	Representative Council on Cardiovascular Nursing and Allied Professions
N Clarke, United Kingdom	Advisor and Management Group Member
G Olsson, Sweden	Advisor and Management Group Member
I Bardinet, France	Chief Executive Officer of the ESC
N Lefebvre, France	ESC Chief Financial Officer
M Ximeris, France	ESC Board Secretary

Tuesday 30 August, 2016

10:00 - 11:00

**Room Copenhagen (Village 5)**

Open to all ESC voting members\*

## AGENDA

### Extraordinary General Assembly

Welcome address F Pinto, ESC President 2014 - 2016

Resolutions and Results of the vote concerning the proposed Statute Amendments F Pinto, ESC President 2014 - 2016

### Ordinary General Assembly

Welcome address F Pinto, ESC President 2014 - 2016

Financial and annual report F Cosentino, ESC Secretary/Treasurer 2014 - 2016

Report from the Audit Committee S D'Isidoro, ESC Audit Committee Chair

Resolutions & result of votes for the Ordinary General Assembly F Pinto, ESC President 2014 - 2016

Results of the ESC elections P Vardas, ESC Past President & Chairman of the Nominating Committee

Transfer of Presidency F Pinto, ESC President 2014 - 2016

Presidential Address J Bax, ESC President 2016 - 2018

\* All members of the ESC National Societies, ESC Associations, ESC Working Groups and ESC Councils. All Fellows of the European Society of Cardiology (FESC).

The ESC's 56 Member National Cardiac Societies are the backbone of the European Society of Cardiology, actively participating in ESC activities including ESC Congress, registries and disseminating ESC science at a national level through ESC Clinical Practice Guidelines and education programmes.

Did you know that by becoming a member of your National Cardiac Society, you also become a member of the ESC? Come and meet your National Cardiac Society on the ESC Plaza - be part of the ESC community

ESC NATIONAL CARDIAC SOCIETY	President	Members	Stand N
Albanian Society of Cardiology	A Goda, FESC	218	EP-X203
Algerian Society of Cardiology	N Hammoudi	400	EP-X102
Armenian Cardiologists Association	K G Adamyany, FESC	261	-
Association of Cardiologists of Bosnia and Herzegovina	Z Kusljugic, FESC	224	EP-X207
Association of Cardiologists of Kazakhstan	S Berkinbayev, FESC	740	EP-Z200
Austrian Society of Cardiology	F X Roithinger, FESC	806	EP-Z106
Azerbaijan Society of Cardiology	F Aliyev	436	EP-X304
Belgian Society of Cardiology	A A Pasquet, FESC	551	EP-Z113
Belorussian Scientific Society of Cardiologists	A Mrochek, FESC	81	EP-Y302
British Cardiovascular Society	S Clarke, FESC	5189	EP-Z110
Bulgarian Society of Cardiology	V Velchev	614	EP-X305
Cardiological Society of Montenegro	A Bošković	43	-
Cardiology Society of Serbia	B Beleslin, FESC	975	EP-X208
Croatian Cardiac Society	D Milicic, FESC	544	EP-X205
Cyprus Society of Cardiology	L Antoniadis, FESC	156	EP-Z203
Czech Society of Cardiology	M Taborsky, FESC	2336	EP-Z108
Danish Society of Cardiology	C Gerdes, FESC	1329	EP-X303
Egyptian Society of Cardiology	S M Shaheen, FESC	2261	EP-X307
Estonian Society of Cardiology	P Laanmets, FESC	245	EP-X303
Finnish Cardiac Society	A Hedman, FESC	821	EP-X303
French Society of Cardiology	JY Le Heuzey, FESC	6432	EP-X200
Georgian Society of Cardiology	A Aladashvili, FESC	148	EP-Z103
German Cardiac Society	C Hamm, FESC	9186	EP-X202
Hellenic Cardiological Society	S G Foussas, FESC	2351	EP-X300
Hungarian Society of Cardiology	K Toth, FESC	4002	EP-Y303
Icelandic Society of Cardiology	TG Gudnason, FESC	88	EP-X303
Irish Cardiac Society	K McDonald	318	EP-Z114
Israel Heart Society	M Glikson, FESC	740	EP-Z100
Italian Federation of Cardiology	L Bolognese	7164	EP-X302
Kosovo Society of Cardiology	G Bajraktari, FESC	80	EP-Z202
Kyrgyz Society of Cardiology	E Mirrakhimov, FESC	137	EP-X101
Latvian Society of Cardiology	A Erglis, FESC	355	EP-X303
Lebanese Society of Cardiology	S Dada, FESC	383	EP-X306
Libyan Cardiac Society	K Ellafi, FESC	182	EP-X103
Lithuanian Society of Cardiology	R Slapikas, FESC	291	EP-X303
Luxembourg Society of Cardiology	J Beissel, FESC	87	EP-Z111
Macedonian FYROM Society of Cardiology	S Kedev, FESC	229	EP-Z201
Maltese Cardiac Society	R G Xuereb, FESC	87	EP-Z102
Moldavian Society of Cardiology	M Popovici	68	-
Moroccan Society of Cardiology	S Abir-Khalil, FESC	663	EP-Y301
Netherlands Society of Cardiology	B J Mulder, FESC	1751	EP-X201
Norwegian Society of Cardiology	T K Steigen, FESC	607	EP-X303
Polish Cardiac Society	P Hoffman	4811	EP-Z109
Portuguese Society of Cardiology	M Mendes	1263	EP-Y300
Romanian Society of Cardiology	G P Tatu-Chitoiu, FESC	1517	EP-X204
Russian Society of Cardiology	EV Shlyakhto, FESC	5514	EP-X209
San Marino Society of Cardiology	L Marinelli, FESC	71	EP-X100
Slovak Society of Cardiology	R Hatala, FESC	398	EP-Z107
Slovenian Society of Cardiology	Z Fras, FESC	146	EP-Z104
Spanish Society of Cardiology	A Iniguez Romo, FESC	4383	EP-X301
Swedish Society of Cardiology	M Börjesson, FESC	1270	EP-X303
Swiss Society of Cardiology	U P Kaufmann, FESC	828	EP-Z112
Syrian Cardiovascular Association	H Eldin Alshibly	484	-
Tunisian Society of Cardiology and Cardio-Vascular Surgery	M S Mourali, FESC	467	EP-X206
Turkish Society of Cardiology	M Sahin, FESC	2932	EP-Z105
Ukrainian Association of Cardiology	V Kovalenko, FESC	176	EP-Z101



## ESC Fellowship



The **ESC Fellowship** community gathers international experts in the cardiology field. Fellows and Nurse Fellows of the ESC have distinguished themselves individually in clinical, educational, investigational, organisational or professional aspects of Cardiology.

Launched in 1988, the ESC Fellowship Programme is now internationally recognised as a prestigious title

## Exclusive Fellowship Privileges

Join the leading worldwide Community of more than 4 000 Fellows and take advantage of all exclusive FESC and NFESC privileges included in the fee:

### Preferential services and networking benefits at ESC Congress:

- ESC Congress **registration**
- **Advance priority hotel booking**
- Exclusive access to the private "Fellows Lounge" including working facilities, Internet connections, catering, free set of the latest ESC Pocket Guidelines and more!
- Distinctive **Fellowship Gold congress badge**
- Fellowship **Diploma**

### Subscriptions to:

- **ESC Journals:** European Heart Journal (EHJ) or Cardiovascular Research (CVR) or European Cardiovascular Nursing Journal (ECNJ) for Nurses
- **My ESC Newsletter**

### Discounts on ESC Educational Products

**Access to the online Fellowship Directory** - network with your peers worldwide

## JOIN THE PRESTIGIOUS FESC COMMUNITY

1. Review and collect all required documents
2. Apply online by connecting to: [www.escardio.org/fellowship](http://www.escardio.org/fellowship)
3. Submit your application before the annual deadline: 30 September 2016

*Please note that all applications are reviewed by the ESC Credentials Committee*

## More information on the ESC stand, ESC Plaza

Contact email: [fellowship@escardio.org](mailto:fellowship@escardio.org)

This year, ESC Credentials Committee is very pleased to welcome:

- 391 newly elected Fellows of the ESC - FESC
- 8 newly elected Nurse Fellows of the ESC - NFESC

Congratulations and welcome to the ESC newly elected Fellows!  
Meet your peers during the Inaugural Session and be formally acknowledged.

You can collect your Fellowship Diploma in the Fellows Lounge as from Saturday 27 August 2016

## NEWLY ELECTED FELLOWS OF THE ESC

### Argentina

Fernandez Adrian  
Ibarrola Martin  
Leon de la Fuente Ricardo

### Australia

Horowitz John D  
Ling Liang-Han  
Low Robin  
MacIsaac Andrew Ian  
Schlauch Markus  
Stanton Tony  
Starmer Gregory  
Tan Timothy

### Austria

Podczek-Schweighofer Andrea  
Roithinger Franz Xaver  
Weiss Thomas  
Zweiker Robert

### Bahrain

Bin Thani Khalid  
Raza Syed Mohammad

### Bangladesh

Ali Mohammad Shawqat  
Hasnat Mohammad Abul  
Momen Abdul

### Belarus

Mrochek Alexander

### Belgium

Delcroix Marion  
Gach Olivier  
Gruson Damien  
Hansen Dominique  
Van De Bruaene Alexander

### Brazil

Atie Jacob  
Bruno Santos Wellington  
Costa Jr Jose De Ribamar  
Mathias Jr Wilson  
Miglioranza Marcelo  
Miranda Ronaldo Franklin Miranda  
Montera Marcelo  
Sarkis Simao Nasser  
Sobral Filho Dario  
Tarasoutchi Flavio

Teixeira Eduardo  
Vieira Marcelo  
Zilli Emilio

### Canada

Boles Usama  
Chow Benjamin  
Gebhard Catherine  
O'Brien Edward  
Regueiro Ander  
Tardif Jean-Claude  
Zimmermann Rodney

### China People's Republic of

Chen Xiaojing  
Feng Yingqing  
Guo Yutao  
Guo Lijun  
Guo Jun  
He Jianguo  
Hua Wei  
Jiang Lixin  
Jiang Yinong  
Jin Zening  
Li Yongjun  
Li Xuebin  
Li Li  
Liu Jing  
Liu Jian  
Liu Wei  
Liu Jinghua  
Liu Wenling  
Liu Zhenyu  
Ma Wei  
Qin Qin  
Su Xi  
Tan Ning  
Tang Yida  
Tang Qiang  
Wang Yining  
Xia Yunlong  
Xu Xinjuan  
Xu Zesheng  
Yao Zhuhua  
Yin Yuehui  
Zhang Jian

Zhang Yuhui  
Zhao Xingshan  
Zhao Yingxin  
Zheng Bo  
Zhu Jianhua  
Zulu Wang

### Croatia

Glavas Duska  
Vrsalovic Mislav

### Cyprus

Georgiou Georgios  
Lemoniatis Marios  
Xanthos Theodoros

### Czech Republic

Heinc Petr  
Hutyra Martin  
Marek Dan  
Moravec Ondrej  
Sramko Marek

### Denmark

Alzuhairi Karam Sadoon Majeed  
Jensen Henrik Kjaerulf  
Nielsen Peter Bronnum  
Norgaard Bjarne Linde  
Terkelsen Christian Juhl

### Ecuador

Chaple La Hoz Manuel Hipolito

### Egypt

Almohani Ghaliah  
Ashraf Mohamed  
Bahnacy Yasser  
Hassanein Mahmoud

### Estonia

Laanmets Peep

### Finland

Anttila Ismo  
Hedman Antti

### France

Angoulvant Denis  
Bouleti Claire  
Goldstein Patrick  
Hulot Jean-Sebastien  
Sawaki Daigo

**Germany**

Caglayan Evren  
 Eddicks Stephan  
 Haeusler Karl Georg  
 Ito Wulf  
 Jensen Christoph  
 Keller Till  
 Koehler Friedrich  
 Kosiuk Jędrzej  
 Lossnitzer Dirk  
 Mahfoud Felix  
 Marx Nikolaus  
 Naebauer Michael  
 Pfeiffer Barbara  
 Ritzel Andreas  
 Scheja Hans Werner  
 Teupe Claudius  
 Tilz Roland  
 Tongers Joern  
 Totzeck Matthias  
 Ventura Rodolfo  
 Wunderlich Carsten

**Greece**

Katsanos Spyridon  
 Marketou Maria  
 Pietri Panagiota  
 Zairis Michail

**Guyana**

Carpen Mahendra

**Hong Kong SAR People's Republic of China**

Chan Kit  
 Li Shu Kin

**Hungary**

Chaurasia Amit Kumar  
 Dezsi Csaba Andras  
 Edes Istvan Ferenc  
 Nardai Sandor  
 Piroth Zsolt

**India**

Chopra Vijay  
 Doshi Shrenik  
 Durgaprasad Rajasekhar  
 Dwivedi Sudhanshu Kumar  
 Ghosh Dastidar Dipankar  
 James Cyril  
 KARNIK Rajiv  
 Patra Soumya  
 Reddy Niranjan  
 Shetkar Sudhir Suryakant

**Indonesia**

Nugroho Johanes  
 Santoso Anwar

**Ireland**

McAdam Brendan

**Israel**

Gotsman Israel  
 Haim Moti  
 Kobal Sergio  
 Lev Eli Israel

**Italy**

Adami Paolo Emilio  
 Ali Hussam  
 Andreini Daniele  
 Caselli Stefano  
 De Bonis Michele  
 De Rosa Salvatore  
 Derosa Giuseppe  
 Diemberger Igor  
 Guaricci Andrea Igioren  
 Guazzi Marco  
 Ielasi Alfonso  
 Lamaida Norman  
 Landolina Maurizio  
 Lettino Maddalena  
 Mazzone Patrizio  
 Pontone Gianluca  
 Proietti Riccardo  
 Quattrini Filippo Maria  
 Tarantini Giuseppe

**Japan**

Akazawa Hiroshi  
 Hiro Takafumi  
 Hokimoto Seiji  
 Inoue Koichi  
 Ishibashi Yuki  
 Ishihara Masaharu  
 Kaikita Koichi  
 Kaneko Hidehiro  
 Kawasaki Masanori  
 Kawashiri Masa-Aki  
 Kitaoka Hiroaki  
 Koike Akira  
 Koizumi Tomomi  
 Kuwahara Koichiro  
 Maejima Yasuhiro  
 Minamino Tetsuo  
 Minamino Tohru  
 Miyoshi Toru  
 Morita Hiroyuki  
 Nakano Masataka  
 Ohno Yohei  
 Okura Hiroyuki  
 Sakata Yasuhiko  
 Sata Masataka  
 Shizuta Satoshi  
 Takatsuki Seiji  
 Tsujita Kenichi  
 Uemura Shiro  
 Watanabe Eiichi  
 Watanabe Nozomi

**Korea Republic of**

Baek Sang Hong  
 Oh Byung-Hee

**Kosovo Republic of**

Bakalli Aurora  
 Elezi Shpend

**Latvia**

Jubele Kristine

**Lebanon**

Azzi Nagi  
**Lithuania**  
 Aidiētis Audrius  
 Navickas Rokas  
 Rackauskas Gediminas

**Luxembourg**

Delagardelle Charles

**Macedonia The Former Yugoslav Republic of**

Vavlukis Marija

**Malta**

Borg Alexander

**Mexico**

Pena Duque Marco Antonio  
 Vazquez-Antona Clara Andrea

**Nepal**

Maskey Arun

**Netherlands**

Ajmone Marsan Nina  
 Camaro Cyril  
 Chamuleau Steven  
 Delgado Victoria  
 Gelsomino Sandro  
 Heymans Stephane  
 Klok Erik  
 Kumar Narendra  
 Luermans Justin  
 Mollema Sjoerd  
 Pison Laurent  
 Post Marco  
 Rienstra Michiel  
 Scholzel Bas  
 Van den Branden Ben Jozef  
 Lodewijk  
 van Dijk J Gert  
 Vernoooy Kevin  
 Versteeg Henri  
 Willems Albert Richard

**New Zealand**

Lund Mayanna

**Nigeria**

Ajuluchukwu Janet  
 Ansa Victor  
 Balogun Michael  
 Isezuo Simeon  
 Mbakwem Amam Chinyere  
 Oke David Adewale  
 Onwubere Basden

**Norway**

Lunde Ida Gjervold  
 Opdahl Anders

**Oman**

Nadar Sunil

**Pakistan**

Rai Aitzaz  
 Zaffar Junaid

**Philippines**

Junia Alex

**Poland**

Koltowski Lukasz  
Kozinski Marek

**Portugal**

Bettencourt de Sousa Nuno  
Santa Clara Helena  
Sepulveda Francisco Jose  
Vaz Carneiro Antonio  
Angelo Nobre

**Qatar**

Jaber Jihad

**Romania**

Podoleanu Cristian  
Rezus Ciprian

**Singapore**

Chow Jeremy  
Go Yun Yun

**Slovenia**

Jug Borut

**Spain**

Barreiro Perez Manuel  
Benlamin Hisham  
Gonzalez Juanatey Carlos  
Jimenez-Quevedo Pilar  
Maceira Gonzalez Alicia Maria  
Padro Teresa  
Rodriguez Munoz Daniel  
Rodriguez Palomares Jose  
Fernando

**Sudan**

Suliman Ahmed

**Sweden**

Desta Liyew Awoke  
Fedorowski Artur  
Frobert Ole  
Goncalves Isabel  
Hage Camilla  
Hanseus Katarina  
Lund Lars  
Moor Elisabeth  
Olsson Gunnar  
Spaak Jonas  
Stagmo Martin  
Yang Jiangning

**Switzerland**

Chatterjee Tushar Thomas  
Erdoes Gabor  
Gaemperli Oliver  
Gloekler Steffen  
O Sullivan Crochan  
Osto Elena  
Schwerzmann Markus  
Sobanski Piotr  
Staehli Barbara

**Taiwan ROC**

Huang Chien-Hua  
Huang Jin-Long

Ko Wen-Chin  
Lei Mon-Huan  
Lin Jiunn-Lee  
Lin Jou-Wei  
Tseng Wei-Kung  
Wang Tzu-Lin  
Wu Yih-Jer  
Wu Yen-Wen  
Yeh San-Jou

**Tanzania United Republic of**

Lwakatare Johnson

**Tunisia**

Boukhris Marouane  
Faouzi Addad  
Kachboura Salem  
Mourali Mohamed Sami

**Turkey**

Aksu Tolga  
Cakmak Huseyin Altug  
Celik Ahmet  
Cicek Yilmaz Dilek

**United Arab Emirates**

Ahmed Almoutaz Alkhier

**United Kingdom**

Al-Bustami Mh  
Anand Dhakshinamurthy Vijay  
Armitage Jane  
Arujuna Aruna  
Baigent Colin  
Berry Colin  
Bharucha Tara  
Butt Mehmood  
Chahal Navtej  
Cullington Damien  
Daryani Yousef  
Day Jonathan  
Ghuran Azad  
Halmai Laszlo  
Hoole Stephen Paul  
Hopewell Jemma C  
Jagoda Janusz Mariusz  
Jhund Pardeep  
Johnson Thomas  
Karthikeyan V J  
Khamis Ramzi  
Khand Aleem  
Khoo Jeffrey  
Landray Martin  
Lane Deirdre  
Lim Hoong Sern  
Lobo Melvin  
Maclver David  
Manoharan Ganesh  
Marciniak Anna  
Masi Stefano  
Mills Nicholas  
Nightingale Angus K

Panoulas Vasileios  
Papamichael Nikolaos  
Rahman Haley Shelley  
Reyes Eliana  
Taneja Anil Kumar  
Touyz Rhian  
Vassiliou Vassilis  
Voluckiene Elvyra  
Watkin Richard  
West Nick  
Wheatcroft Stephen  
Whelan Carol  
Wright Robert A  
**United States of America**

Arena Ross  
Baruteau Alban-Elouen  
Cassar Andrew  
Chazal Richard  
Garg Jalaj  
Goncalves Alexandra  
Jaber Wael  
Klein Allan  
Kostis John B  
Lymeropoulos Anastasios  
Mahr Claudius  
Mehra Mandeep  
Peterson Eric  
Platz Elke  
Pollack Charles  
Rosenson Robert  
Waksman Ron  
Walsh Mary Norine  
Williams Kim Allan  
**Venezuela**  
Garcia Diaz Eleazar  
Martinez Jose

**NURSE FELLOWS****Australia**

Cameron Jan  
Gallagher Robyn  
Moore Richard  
Neubeck Lis  
Newton Phillip

**Bosnia and Herzegovina**

Ognjenovic Areta

**Croatia**

Ljubas Ana

**Ireland**

Otoole Jacqueline

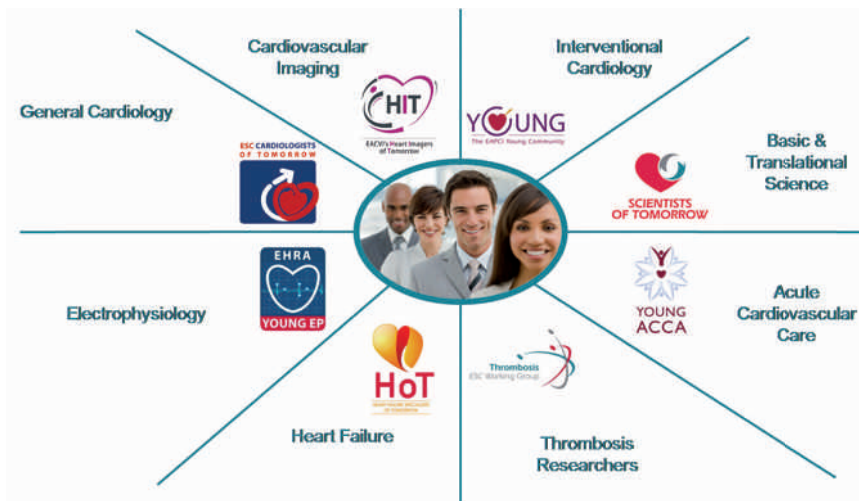
Discover what the ESC Young Community can do for you and your career at ESC Congress 2016

## Visit the Young Community Corner on the ESC Stand:

- Discover the young group dedicated to your topic of interest
- Meet the leaders and your peers
- Get information on the 35 national young groups
- Collect your Cardiologists of Tomorrow Pack, including your free copy of the latest ESC Clinical Practice Pocket Guidelines and the Acute Cardiovascular Care Association Clinical Decision - Making Toolkit
- Network with other young cardiologists and scientists
- Find out what the ESC can do for you all year round

## Get the most out of ESC Congress and don't miss:

- Cardiologists of Tomorrow Track – more on page G61
- Scientists of Tomorrow Track – more on page G59



## Stay connected and keep updated all year long!

My ESC Young Community Newsletter



Read the latest news for young cardiologists and sign up through your My ESC account



Network

Find your young ESC cardiology group on LinkedIn

Links and more at [www.escardio.org/Young](http://www.escardio.org/Young)



## Acute Cardiovascular Care Association (ACCA)

Encompassing the complete care of patients with acute cardiovascular disorders from first medical contact in the pre-hospital phase up to the end of the first week of hospitalisation.

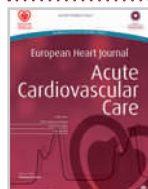
**Mission:** To improve the quality of care and outcomes of patients with acute cardiovascular diseases

### Congress



Acute Cardiovascular Care Congress  
15-17 October 2016  
Lisbon - Portugal

### Journal



EHJ-Acute Cardiovascular Care

### Activities at ESC Congress 2016

→ Visit **Village 5**, your area dedicated to Acute Cardiac Care

#### DON'T MISS

- **ACCA Association Track:** "What's going on in acute cardiovascular care?" (Sunday 30 August, 14:00-15:30, Copenhagen, Village 5)

→ Come to the Membership Desk on the ESC Stand (ESC Plaza) to learn more about **ACCA** and join our vibrant community!

- Pick-up your **free second edition of ACCA Clinical Decision-Making Toolkit** (also available online and on **mobile application for smartphones and Tablets**)
- Access sample chapters of the **new ACCA online educational platform**
- Discover the **second edition of the IACC Textbook** (a key reference for training and certification in this specialty!)
- Get information on webinars programme
- Register now to the next IACC Certification Exam (17 October 2016 during Acute Cardiovascular Care Congress in Lisbon - Portugal)
- **Register for the Acute Cardiovascular Care Congress 2016**
- As an ACCA Member, get preferential prices on
  - Publications:
    - *EHJ- ACVC Journal* (online or print annual subscriptions)
    - *IACC Textbook* (lifelong online access or printed version)
  - Registration to Acute Cardiovascular Care Congress 2016, the ACCA Annual Congress in October
  - And many other opportunities



→ Come to the ESC Young Community Corner in the ESC Plaza and meet the **Young ACCA** !



Find out more on [www.escardio.org/ACCA](http://www.escardio.org/ACCA)



## European Association for Cardiovascular Prevention and Rehabilitation (EACPR)

Prevention, Epidemiology, Rehabilitation, Exercise Physiology, Sports Cardiology.


**Mission:** To promote excellence in research, practice, education and policy in cardiovascular health, primary and secondary prevention.

### Congress



EuroPrevent  
6-8 April 2017  
Malaga - Spain

### Journal



European Journal of Preventive Cardiology (EJPC)  
Impact factor 2015: 3.361

### Activities at ESC Congress 2016

→ Visit **Village 7**, your area dedicated to Prevention / Rehabilitation / Sports / Nursing / Ageing

#### DON'T MISS

- **EACPR Association Track:** "The year in prevention: scientific highlights from EuroPrevent Meeting 2016 and beyond"  
(Tuesday 30 August, 14:00-15:30, room Paris, Village 7)
- **EACPR General Assembly**  
(Tuesday 30 August, 12:45-13:45, ESC Meeting Room 5, Passerella - Level 1)  
Check our web pages on the ESC website for the full schedule of open sections' meetings

→ Come to the ESC Stand (ESC Plaza) to learn more about **EACPR** and join us!

- Pick up your **free European SCORE Risk Charts**
- Learn more about the EACPR educational courses, e-Learning programme and webinars
- Discover our CVD Prevention Tools
- Select your membership level, subscribe on the stand to save time and start enjoying your benefits immediately!
- As an EACPR member, get preferred prices on:
  - Subscription to the European Journal of Preventive Cardiology (EJPC)
  - Registration to EuroPrevent, the EACPR Annual Congress
  - ESC Textbook and Handbook of Preventive Cardiology
- **NEW!** The **ESC Handbook of Preventive Cardiology** Your essential 'how to' companion, packed with checklists, tools and up to date recommendations from the the European Journal of Preventive Cardiology  
Buy your copy at a special price on the ESC Stand



Find out more on [www.escardio.org/EACPR](http://www.escardio.org/EACPR)



## European Association of Cardiovascular Imaging (EACVI)

Echocardiography, Cardiovascular Magnetic Resonance and Nuclear Cardiology & Cardiac Computed Tomography.

**Mission: To promote excellence in clinical diagnosis, research, technical development, and education in cardiovascular imaging in Europe.**

### Congresses



EuroEcho Imaging 2016  
7-10 Dec.  
Leipzig,  
Germany



EuroCMR 2017  
25-27 May  
Prague,  
Czech Republic



ICNC 2017  
7-9 May  
Vienna, Austria



EJC-  
Cardiovascular  
Imaging  
Impact factor  
2015: 4.293

### Journal

## Activities at ESC Congress 2016

### DON'T MISS

- **EACVI Association Track:** "Imaging for early diagnosis of rare cardiomyopathies" (Tuesday 30 August, 11:00-12:30, Tbilisi - Village 6)
- **EACVI General Assembly** (Tuesday 30 August, 14:30-16:00, ESC Meeting Room 5)
- **EACVI Certification exams in TTE** (Wednesday 31 August, time to be confirmed, Prague, Village 9)

→ Take advantage of the programme in **Village 6**, your dedicated Cardiac Imaging and e-Technology area

→ Discover the **EACVI initiatives** on the ESC Stand (ESC Plaza)

- Membership: join the EACVI at the ESC Stand. **Special offer during ESC Congress 2016: your Silver level at only €100**
- Education: learn more about the **EACVI educational and practical tools offer:**
  - Live webinars
  - EACVI recommendations mobile app: **NEW!** Abridged recommendations in Turkish, Japanese and Portuguese
  - Tool boxes: **NEW!** Aortic Stenosis Toolbox
  - Courses:
    - Live courses including "Basic knowledge in advanced echo techniques", 25 september 2016, Sinaia, Romania
    - Echo e-Learning programme: **NEW!** TOE tutorial videos
    - **NEW!** CMR e-Learning programme: CMR tutorial videos
  - Clinical Case Galleries
  - Educational platforms: ESCeL and EduCAD
  - EACVI Grants in research & training

→ Get your **EACVI products** at the ESC Shop (ESC Plaza):

**NEW!** EACVI Echo handbook



→ Visit the ESC Young Community Corner (ESC Plaza) to learn about the **EACVI's Heart Imagers of Tomorrow initiatives!**



EACVI's Heart Imagers  
of Tomorrow

Find out more on [www.escardio.org/EACVI](http://www.escardio.org/EACVI)





## European Association of Percutaneous Cardiovascular Interventions (EAPCI)

Coronary intervention, peripheral intervention, valve intervention, structural heart intervention

**Mission: To reduce the burden of cardiovascular disease in Europe through percutaneous cardiovascular interventions.**

### Congresses



EuroPCR  
16-19 May 2017  
Paris-France



PCR London  
Valves 2017



PCH: Practical  
Course on  
Hypertension  
2017

### Journal



EuroIntervention  
Journal (EIJ)  
Impact factor  
2015: 3.863

### Activities at ESC Congress 2016

→ Visit **Village 2**, your area dedicated to Interventions / Peripheral Circulation / Stroke / Surgery with sessions designed to keep you up-to-date on how innovation changes daily practice in intervention and also to present a collaborative 360° view of intervention and surgery.

#### DON'T MISS

- **EAPCI Association track:** "Hot topics in interventional cardiology 2016" (Tuesday 30 August, 14:00-15:30, Helsinki, Village 2)
- **EAPCI General Assembly** (date, times and location will be communicated on [www.escardio.org/EAPCI](http://www.escardio.org/EAPCI))

→ Come to the **Membership Desk on the ESC Stand (ESC Plaza)** to learn more about **EAPCI** and join us!

- Get information on the educational offer:
  - Certificate of excellence in training in Interventional Cardiology ESC e-learning platform (ESCeL)
  - Fellows Courses
  - Training and Research Grants in Interventional Cardiology - Application deadline: 15 January 2017
  - CathGO database of European centres offering research and training positions
- Be informed on Valve for Life and Stent for Life initiatives
- Learn more on Congresses, Journals, PCR-EAPCI Textbook and Publications
- Discover the **Young, Women, Nurses and Allied Professions** and their projects



→ Come to the **ESC Young Community Corner in the ESC Plaza** and meet the **EAPCI Young Interventionalists**

Find out more on [www.escardio.org/EAPCI](http://www.escardio.org/EAPCI)



## European Heart Rhythm Association (EHRA)

Arrhythmias, Cardiac Pacing, Electrophysiology, Heart Rhythm & Atrial Fibrillation.

**Mission:** To improve the quality of life of the population by reducing the impact of cardiac disturbances and reduce sudden cardiac death.

### Congress



EHRA EUROPACE - CARDIOSTIM  
18 -21 June 2017  
Vienna, Austria

### Journal



EP Europace Journal  
Impact factor 2015: 4.021

### Activities at ESC Congress 2016

→ Visit **Village 4**, your area dedicated to Arrhythmias, Pacing and Resynchronisation

#### DON'T MISS

- **EHRA Association Track:** "Hot topics in arrhythmology"  
(Tuesday 30 August, 14:00-15:30, Minsk, Village 4)

→ Stop by the Membership Desk on the ESC stand (ESC Plaza) to join **EHRA** and learn more about our membership offerings and privileges:

- **Registration discount** on EHRA EUROPACE - CARDIOSTIM 2017 Congress 18 – 21 June (Vienna – Austria)
- **Discounted fee** on EHRA last course for 2016 (EHRA 2017 courses will be soon announced on [www.escardio.org/EHRA](http://www.escardio.org/EHRA))
  - EHRA Advanced EP course focus on VT ablation  
29 Sept – 1 Oct (Copenhagen – Denmark)
- Reduced fee for the EP Europace Journal
- Exclusive access to EHRA Training Fellowship Programmes
- Access to monthly EHRA Webinars (e-learning)
- Automatic ESC Membership
- Pick up your free copy of **EHRA 2016 White Book** as well as free copies of the **EHRA Key Messages** booklets or download the free **EHRA Key Messages Mobile App!**
- Discover **EHRA website for patients** in French, German, Italian, Portuguese, Spanish and Swedish [www.afibmatters.org](http://www.afibmatters.org)
- Meet **EHRA Young EP** at the ESC Young Community Corner in the ESC Plaza and find out more about their activities!



For more information, log on to [www.escardio.org/EHRA](http://www.escardio.org/EHRA)





## Heart Failure Association of the ESC (HFA)

Made up of basic and clinical sections, focused scientific committees and study groups, embracing all aspects of heart failure.

**Mission: To improve quality of life and longevity through better prevention, diagnosis and treatment of heart failure, including the establishment of networks, for its management, education and research.**

### Congress



Heart Failure Congress  
29 April-2 May  
2017  
Paris-France

### Journals



European Journal on  
Heart Failure (EJHF)  
Impact factor 2015: 5.135



ESC Heart Failure  
HFA Open  
Access Journal

### Activities at ESC Congress 2016

→ Visit **Village 8**, your area dedicated to Heart Failure

#### DON'T MISS

- **HFA Association Track:** "What a cardiologist should know about heart failure with comorbidities" (Tuesday 30 August, 14:00-15:30, Brussels, Village 8)

→ Come to the **Membership Desk** on the ESC Stand (ESC Plaza) to learn more about **HFA!**

- **Membership**
  - 3 levels of membership
  - Fellows of the HFA
  - Heart failure specialists Of Tomorrow
- **Research & knowledge**
  - Contribution to ESC Registries
  - Journals
  - Scientific Papers
  - Contribution to ESC Clinical Practice Guideline on Acute and Chronic heart failure
- **Education**
  - Online education modules
  - Heart Failure certification
  - Certified and accredited postgraduate education
  - Heartfailurematters.org
- **Congresses & Events**
  - Heart Failure congresses
  - Winter Research Meeting
  - HFA Summit & Workshops
- **Advocacy**
  - Global Heart Failure Awareness Programme
  - Heart Failure Awareness Days
  - National Heart Failure Societies



Find out more on [www.escardio.org/HFA](http://www.escardio.org/HFA)



## 15 ESC Working Groups for 15 areas of expertise in Cardiology

Working Groups are the scientific backbone of the ESC and have been created to provide scientific expertise by excellence in a specific field.

They contribute to the Mission of the ESC: “To reduce the burden of cardiovascular disease in Europe”.

Among many initiatives such as study groups, publications, registries, position papers and ESC Clinical Practice Guidelines, the main function of a Working Group is to “contribute scientifically to the ESC Congress and other educational and scientific initiatives”.

From research to clinical applications, ESC Working Groups stimulate and disseminate scientific knowledge through various educational programmes. They encourage and facilitate exchange at a European level for best practice and ongoing medical development.

### Activities at ESC Congress 2016

#### → Your Villages dedicated to the Working Groups specific field

- Village 1: Basic Science
- Village 2: Interventions / Peripheral Circulation / Stroke / Surgery
- Village 3: Hypertension / Pharma
- Village 4: Arrhythmias / Pacing / Resynchronisation
- Village 5: Ischaemia / Coronary Artery Disease / Acute Cardiac Care / Acute Coronary Syndromes
- Village 6: Cardiac Imaging / e-Technology
- Village 7: Prevention / Rehabilitation / Sports / Nursing / Ageing
- Village 8: Heart Failure / Left Ventricular Dysfunction
- Village 9: Valvular Disease / Pulmonary Circulation / Myocardial-Pericardial Disease / Congenital Heart Disease and Paediatric Cardiology

**DON'T MISS:** the **General Assemblies of the ESC Working Groups**

Location: ESC Meeting Rooms

Each ESC Working Group Chairperson presents the main achievements and the future initiatives of his/her Working Group. This is a unique opportunity to discover, retrieve and get involved in scientific projects.

Find the timetable on our website [www.escardio.org/workinggroups](http://www.escardio.org/workinggroups)

#### → Come to the **Membership Desk** on the ESC Stand (ESC Plaza) to join the **ESC Working Group** of your sub-specialty and learn more about:

- Scientific and educational activities
- Specific initiatives
- Annual meetings organised by each Working Group

#### → Come to the **ESC Young Community Corner** in ESC Plaza and meet the **Young Thrombosis Researcher Group!**

Find out more on [www.escardio.org/workinggroups](http://www.escardio.org/workinggroups)



## 5 ESC Councils

The Councils bring together professionals with common interests in a particular field of cardiovascular medicine. They contribute to the scientific knowledge disseminated via the ESC Guidelines, congresses and publications as well as providing opportunities for professionals in the cardiovascular field. If you are interested in basic science, nursing and healthcare, hypertension or clinical practice, there is a Council for you with specific activities related to your domain.

### What's going on at ESC Congress 2016?

Further your knowledge and improve your practice with these programmes organised in conjunction with the ESC Council for Cardiology Practice, the ESC Council on Cardiovascular Primary Care & the ESC Council on Cardiovascular Nursing and Allied Professions, in collaboration with Italian partner groups and associations.

→ **General Cardiology for Physicians, Technicians and General Practitioners, Saturday 27 August, The Hub**

→ **General Cardiology for Nurses and Allied Professionals, Saturday 27 August, The Hub**

Full details on page G57

The ESC Councils bring you Symposia, Highlight Sessions, Science@Breakfast, Meet the Experts, Debate Sessions, Advances in Science, Guidelines in daily practice and Rapid fire abstracts.

Specific events from the Councils are listed below:

### COUNCIL ON BASIC CARDIOVASCULAR SCIENCE (CBCS)

Visit **Village 1**, your area dedicated to Basic Science

#### Don't miss:

- **The ESC Grants for Basic Scientist Networking Event**, Saturday 27 August at 18:30-19:30, ESC Plaza
- **The Poster Reception**, Sunday 28 August at 18:30 in the Poster Area. A relaxing moment to view posters and meet the awardees of this year's Outstanding Achievement Awards.
- **The special session** "Training the future leaders of cardiovascular research - Raising funding in Europe" from the Scientists of Tomorrow, Monday 29 August at 12:45-13:45, Bernini - The Hub

### COUNCIL ON CARDIOVASCULAR NURSING AND ALLIED PROFESSIONS (CCNAP)

Visit **Village 7**, your area dedicated to Prevention / Rehabilitation / Sports / Nursing / Ageing

#### Don't miss:

- **The reception** given by the European Journal of Cardiovascular Nursing and CCNAP to honor their collaborators and awardees, Saturday 27 August, 19:00-21:00, Rome city center.

### COUNCIL FOR CARDIOLOGY PRACTICE (CCP)

#### Don't miss:

- **The Networking event**, Saturday 27 August, 15:00-16:30, Bernini - The Hub
- **The Council for Cardiology Practice Meeting**, Tuesday 30 August, 14:15-16:15, ESC Meeting Room 4
- **The 2015-2016 year in cardiology practice - Take home messages**, Wednesday 31 August, 8:30 - 10:00, Galileo - The Hub

### COUNCIL ON HYPERTENSION

Visit **Village 3: Hypertension/Pharma**

#### Don't miss:

- **The General Assembly of the Council on Hypertension**, Monday 29 August, 15:45-16:45, Sofia - Village 2

Come on the ESC Stand (ESC Plaza) to learn more about the Councils' activities.

Find out more on [www.escardio.org/councils](http://www.escardio.org/councils)

## European Roots - International Scope

Discover where the ESC is beyond Europe!

The ESC counts 41 Affiliated Cardiac Societies and many other global partners. This global cardiology community and network enables:

- Close collaboration between ESC and global cardiology leaders on important cardiology issues
- Rich scientific exchange through joint sessions at national congresses
- Development of educational programmes and other region specific initiatives

## ESC Affiliated Cardiac Societies

Argentine Society of Cardiology	Jordan Cardiac Society
Cardiac Society of Australia & New Zealand	Korean Society of Cardiology
Bangladesh Cardiac Society	National Heart Association of Malaysia
Brazilian Society of Cardiology	Nigerian Cardiac Society
Canadian Cardiovascular Society	Macau Cardiology Association
Caribbean Cardiac Society	Mexican Society of Cardiology
Chilean Society of Cardiology and Cardiovascular Surgery	Oman Heart Association
Chinese Society of Cardiology and Chinese College of Cardiovascular Physicians	Pakistan Cardiac Society
Colombian Society of Cardiology and Cardiovascular Surgery	Panamanian Society of Cardiology
Costa Rican Association of Cardiology	Paraguayan Society of Cardiology
Cuban Society of Cardiology	Peruvian Society of Cardiology
Ecuadorian Society of Cardiology	Philippine Heart Association
Guatemalan Association of Cardiology	Saudi Heart Association
Gulf Heart Association	Singapore Cardiac Society
Hong Kong College of Cardiology	South African Heart Association
Cardiological Society of India	Sudan Heart Society
Indonesian Heart Association	Taiwan Society of Cardiology
Iranian Heart Association	Heart Association of Thailand
Iraqi Cardiothoracic Society	Uruguayan Society of Cardiology
Japanese Circulation Society	Venezuelan Society of Cardiology
	Vietnam National Heart Association

## What is the ESC doing in your country?

Find out more about ESC collaboration with your National Cardiac Society at the Global Affairs Meeting Point (stand # EP-Y230)

- ESC on the road with the Global Scientific Activities programme - Discover when the ESC will be coming to your region
- Come & tell us what YOU need from the ESC – we're here to listen and learn!
- Find out more about the joint sessions being organised during your national cardiac society's meeting

## Don't miss the International ESC Joint Sessions with our Global Partners at ESC Congress 2016

Share views and perspectives on common or related issues - hot topics from the global community, for the global community. See page G71 for details.

American College of Cardiology	Chinese Society of Cardiology
American Heart Association	InterAmerican Society of Cardiology
Argentine Society of Cardiology	Japanese Circulation Society
Asian Pacific Society of Cardiology	Korean Society of Cardiology
Brazilian Society of Cardiology	Mexican Society of Cardiology
Canadian Cardiovascular Society	Saudi Heart Association
Cardiological Society of India	South African Heart Association
Chinese Heart Federation/ Great Wall International Congress of Cardiology	World Heart Federation

**NEW!** Don't miss Joint Sessions with International Young Communities from Argentina and China!

Establishing a permanent presence in Europe's political capital, the European Heart Agency aims at responding to fast changing realities. This strategic decision underlines the ESC's determination to serve its mission by coordinating an increasing number of projects in Brussels.

**The European Heart Agency** consists of three main areas - European Affairs, the European Heart Health Institute and the European Heart Academy. It exchanges with key policy makers at EU level, manages the coordination of cardiology data and research mapping, runs European projects, as well as developing university courses with well known academic institutions.

## European Affairs

Securing a European policy environment favourable to cardiovascular health is critical to the ESC's mission. Through its European Affairs activities, the ESC is engaged in a constant dialogue with EU Institutions, National governments, International Organisations and other relevant stakeholders to secure a policy environment favourable to CV health in Europe. Over the years, these activities have resulted in greater recognition by policymakers and regulatory authorities of the importance to address CVD and in a strengthened base of support for the pursuit of the ESC mission.

## European Heart Health Institute

**Cardiology data:** The ESC Atlas of Cardiology is a unique database set up with our National Cardiac Societies, containing a plethora of qualitative and quantitative data for the economics of healthcare policies. It maps the status of European healthcare systems from a cardiology perspective and reveals trends, disparities, gaps and associations between fundamental values which can elicit valuable insights for evidence based health policy in cardiology.

**Research mapping:** Cardioscape II which succeeded Cardioscape I (an EU funded project) will collect, update and disseminate to the Cardiovascular research community, all research activities and funding through its database. This is another clear example of how the European Heart Agency will promote evidence based policy by encouraging stakeholders to access this database and create synergies to achieve more effective coordinated research support.

**European projects:** The ESC's European Heart Agency is currently involved in Horizon 2020 applications and is currently a partner in EU projects. For information don't miss the session on Monday 29 August at 14:00 to get practical insights on how to apply for European funding.

## European Heart Academy

The Academy trains future leaders in cardiology. In collaboration with selected universities, it provides the ultimate cardiovascular degrees. The specialized programmes combine key opinion leaders, executive style teaching formats with innovative, interactive and on-line learning tools.

### Current and upcoming programmes:

- **Master in Health Economics, Outcomes and Management in Cardiovascular Sciences** - in collaboration with London School of Economics (LSE)
- **Certificate of Advanced Studies in Heart Failure** - in collaboration with Heart Failure Association (HFA), Zurich University and Zurich Heart House (ZHH)
- **Diploma of Advanced Studies in Cardiac Arrhythmia Management** - in collaboration with European Heart Rhythm Association (EHRA) and Maastricht University

For further information on ESC activities in Brussels, meet the ESC staff in the ESC Plaza.

# EUROOBSERVATIONAL RESEARCH PROGRAMME



The EORP programme aims at providing a better understanding of medical practice, based on the collection of observational/real life data, and to compare this practice with the implementation of ESC Clinical Practice Guidelines.

Data is collected through a web-based eCRF from an extended network of volunteer centres in Europe and around the world, collaborating with the ESC National and Affiliated Cardiac Societies members and affiliated members.

Thanks to the extensive and valuable data collection, large statistical analyses and subgroup analyses are performed and results are published in specialist journals. In 2015, over 20 articles were published across a multiple variety of cardiology topics. Many more will be published in 2016. You can consult the list of all the EORP publications to date at: [www.escardio.org/EORP-publications](http://www.escardio.org/EORP-publications).

Project management, coordination, database management and statistical analyses are performed by the EORP team of the ESC.

## Sessions and presentations not to be missed during ESC Congress:

### Sunday 28 August

page

- 16:30 - 18:00 **ESC Registries, organised by EURObservational Research Programme** Da Vinci (The Hub) 153  
*EORP: Overall achievements and future perspectives*  
 - Valvular heart disease - Registry launch  
 - Atrial fibrillation general pilot registry - Renal function sub analyses results  
 - Infective endocarditis - Euro Endo registry launch  
 - Peripartum Cardiomyopathy (PPCM) - Background and preview of the first results  
 - Cardiomyopathy registry - Some preliminary clinical results

### Monday 29 August

- 09:00 - 09:15 **ESC-EURObservational Research Programme: In-hospital and 1-year follow-up of the Long-term Atrial Fibrillation Ablation Registry, Conducted by the European Heart Rhythm Association** Raphael (The Hub) 195
- 17:30 - 17:45 **ELECTRa (European Lead Extraction ConTRolled) Registry: a deeper snapshot on transvenous lead extraction in Europe** Sarajevo (Village 2) 271

### Tuesday 30 August

- 14:15 - 14:30 **A worldwide Registry on Peripartum Cardiomyopathy (PPCM): Clinical characteristics of the first 400 patients** Forum (The Hub) 361

Find out more on [www.escardio.org/EORP](http://www.escardio.org/EORP)



Supporting the dissemination of knowledge on treatment of cardiovascular diseases is a major responsibility of the European Society of Cardiology.

In order to improve clinical practice, the Committee for Practice Guidelines (CPG) brings together groups of European experts with the task of developing recommendations and guidelines for clinical practice.

These recommendations and guidelines clarify areas of consensus and disagreement, allowing distribution of the best possible guidance to practicing physicians. Guidelines aim to present all the relevant evidence on a particular clinical issue in order to help physicians to weigh the benefits and risks of a particular diagnostic or therapeutic procedure.

They should be helpful in everyday medical decision-making.

## ESC CLINICAL PRACTICE GUIDELINES at ESC CONGRESS 2016

**Come and visit us at ESC Plaza for any information.**

- ESC Pocket Guidelines Application for all users worldwide  
Access a whole range of ESC Pocket Guidelines directly on your mobile device and experience the interactive tools (algorithms, calculators, charts, scores...).  
Search for “ESC Pocket Guidelines” in App Store® / Google Play / Amazon



**NEW THIS YEAR!** ESC Members, **pick-up the latest Pocket Guidelines** (while stocks last) at the registration area. From Sunday 28 afternoon.

- the ESC Clinical Practice Guidelines sessions in room Rome (Main Auditorium)

The Guidelines Overview, the dedicated sessions and the Meet the Task Force on:

- Acute and Chronic Heart Failure
- Atrial Fibrillation
- Joint European Guidelines of CVD Prevention in Clinical Practice
- ESC/EAS Dyslipidaemias

And the overview session in room Rome (Main Auditorium)

- Cancer Treatments and Cardiovascular Toxicity (Position Paper).

- the “Guidelines in Daily Practice” in other Villages.

- the very popular ESC Cardiology Quiz

- My NCS@ESC: a series of Guidelines in daily practice sessions highlighting the contribution of National Cardiac Societies.

- ESC Guidelines Highlights on Wednesday in room Rome (Main Auditorium)

page

G66

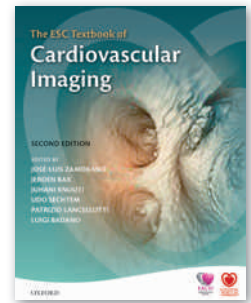







G67

G64

G56

G55

For more information, visit: [www.escardio.org/guidelines](http://www.escardio.org/guidelines)



# ESC Book Family

Promoting Excellence  
in Cardiology

[www.escardio.org](http://www.escardio.org)



EUROPEAN  
SOCIETY OF  
CARDIOLOGY®

## Boost your career!

Discover what ESC Education can do for you at ESC Congress 2016

→ Visit the Education Corner on the ESC Stand and learn more on:

- **ESC Webinars Series** – powerful educational programme to bring guidelines into clinical practice
- **ESC Clinical Case Gallery** – interactive cases with self-assessment and feedback
- **Certification and accreditation** – with over 2 000 candidates sitting exams in general cardiology and sub-specialties of cardiology each year, the ESC is a leader in the field of knowledge-based assessment using robust methodology for question writing, exam form development and standard setting as well as state-of-the-art technology for exam delivery on electronic devices.
- **Educational and training programmes** on the ESC eLearning Platform – the ESC currently offers a wide range of courses both for training purposes and for healthcare professionals' lifelong learning.
- **ESC Clinical Practice Guidelines dissemination** through many educational activities, ensuring healthcare professionals have tools available to translate guidelines into practice
- **Guidelines into Practice Tracks** – this initiative helps you navigate the wealth of resources on ESC Clinical Practice Guidelines made available after each ESC Congress. Already 19 tracks available.
- **ESC Live Events Policy** ensures that events seeking the label of 'organised in collaboration with the ESC' must comply with the ESC Education Blueprint.
- **Grants and fellowships**

→ Don't miss the Free Live DEMO of the **ESC eLearning platform**

→ **Special session:** The future is in Education  
Monday 29 August, 10:10-10:50, Agora I - Poster Area.

Presentation and discussion of key findings from two needs assessments conducted in cardiac education and performance improvement as well as in stroke prevention in Afb. The ESC invites you to attend this session as part of our engagement to deliver more impactful education and continuing professional development programmes. Education is at the heart of our mission: In 2014, the ESC inscribed in a pathway toward a needs-driven, evidence-based education with a move-away from opinion-led formats. The ESC has now engaged in two independent needs assessments and the results of these studies will guide the development of educational programmes based on identified needs, evidences, and gaps in practice.

For more information, please speak to staff on the Education Corner on the ESC Stand, in the ESC Plaza.

# ESC JOURNAL FAMILY

Promoting Excellence in Cardiology

Seeking a rapid, high quality peer review of your manuscript?

**Submit your work today!**



Authors, discover why submitting to the ESC Journal Family is a good idea:

**[www.escardio.org/authors](http://www.escardio.org/authors)**



EUROPEAN  
SOCIETY OF  
CARDIOLOGY®

ESC CONGRESS  
ROME 2016

**GENERAL  
INFORMATION**

The Inaugural Session will take place at the Congress Centre

on Saturday 27 August from 17:00 to 18:30 in Room Rome (Main Auditorium)

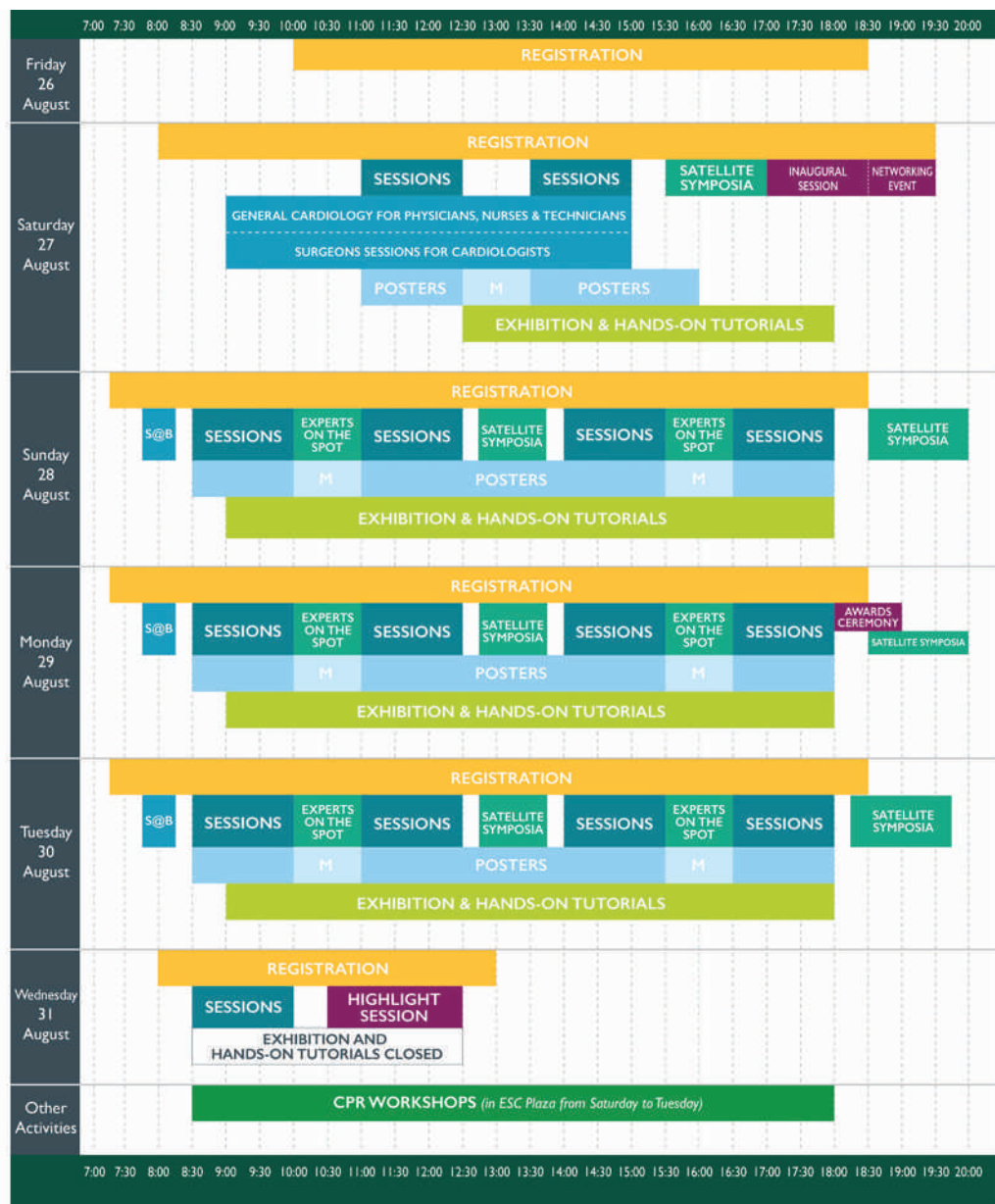
Doors will open at 16:30

Free access for registered participants with Congress badges (limited number of seats)

It will be followed by a networking event in ESC Plaza

The Awards Ceremony

will take place on Monday 29 August in The Agora at 18:00



## Organisers

ESC - European Society of Cardiology  
The European Heart House  
Les Templiers, 2035 Route des Colles, CS 80179 Biot  
06903 Sophia Antipolis Cedex - France

[www.escardio.org](http://www.escardio.org)  
[congress@escardio.org](mailto:congress@escardio.org)

## Venue

Fiera di Roma  
Ingresso Nord  
Via Portuense 1645/1647  
00148 Rome - Italy

*The building is fully accessible to disabled people.*

*ESC Congress is only accessible to certified healthcare professionals, associated press, healthcare industry representatives and other stakeholders in the science, management and prevention of cardiovascular disease.*

### CONGRESS OPENING HOURS

	Main Entrance	Registration	Exhibition	Sessions
<b>Friday 26 August</b>	08:00 - 19:00	10:00 - 18:30	CLOSED	NO SESSIONS
<b>Saturday 27 August</b>	07:00 - 20:00	08:00 - 19:30	12:30 - 18:00	09:00 - 18:30
<b>Sunday 28 August</b>	07:00 - 21:00	07:15 - 18:30	09:00 - 18:00	07:45 - 20:00
<b>Monday 29 August</b>	07:00 - 21:00	07:15 - 18:30	09:00 - 18:00	07:45 - 20:00
<b>Tuesday 30 August</b>	07:00 - 20:00	07:15 - 18:30	09:00 - 18:00	07:45 - 19:45
<b>Wednesday 31 August</b>	07:00 - 13:00	08:00 - 13:00	CLOSED	08:30 - 12:30

## Create your programme

### MOBILE APP

Download the free ESC 2016 Mobile App to access the most up-to-date congress information:

- Access full programme, exhibitors, maps and practical information
- Search by Day, Village, Topic, Type or Track
- Create your personalised programme (synchronised with your online Scientific Programme & Planner)
- View videos, slides, abstracts & interviews with a direct access to ESC Congress 365
- Receive the latest news and follow #ESCcongress Twitter feed
- Ask questions and vote during "Mobile App Interactive Session"

Download the app at the dedicated desk located in the walkway (ground floor) between exhibition halls 2 & 4, and on the SERVIER Stands E3-K100, E3-K500. Or search for "ESC 2016" in the App Store@/Google Play.

*ESC Congress 2016 Mobile App is supported by SERVIER in the form of an unrestricted educational grant.*

### SP&P (Scientific Programme & Planner)

The online version of the Scientific Programme allows you to prepare your Congress attendance and to review abstracts online.

Search by topics, sessions or presenters and create your personalised programme.

# REGISTRATION AREA

This is the place to register on-site for the congress, or if you have pre-registered, to collect your badge and Congress bag with your public transport tickets.

Please note that a set of 10 single journey transportation tickets will be included in your congress bag.

Your personal Congress badge is your passport to the scientific sessions and exhibition.

Please wear your Congress badge visibly at all times. Security guards may ask you to make your badge more visible. Remember to take it off when in the city.

## What colour is your badge?

<b>White</b>	Delegate	<b>Blue</b>	Scientific (Exhibitor)	<b>Purple</b>	Press
<b>Green</b>	Exhibitor	<b>Red</b>	ESC Board	<b>Orange</b>	Staff
<b>Silver</b>	Diamond Exhibitor	<b>Gold</b>	ESC Fellow		

## When should I go to the lecture rooms?

We recommend you go to the lecture room well before the session begins.

Due to safety regulations, we are required to close the access to the session if the room fills to capacity.

Access is limited to Delegates, Diamond Exhibitors, Scientific Exhibitors and ESC Fellows.

Please take all personal effects with you upon leaving lecture rooms.

## CERTIFICATE OF ATTENDANCE AND CME CREDITS

**Attendance certificates** for participants will be provided on-site upon request, in the Registration Area, as of Monday 29 August.

## Continuing Medical Education (CME) Credits

ESC Congress 2016 is accredited for CME Credits.

Each participant should claim only those hours of credits that have actually been spent in the educational activity.



The ESC provides a Press Centre and dedicated facilities for journalists attending ESC Congress 2016. You can find all the details at [www.escardio.org/press](http://www.escardio.org/press)

## Press Facilities and Schedule

A fully equipped Press Centre, including a Press Working Area, a Conference Room and three Interview Rooms is open to registered press.

The Press Conference programme will begin on Saturday 27 August 2016 and continue throughout ESC Congress.

ESC Press Conferences are held in the **ESC Press Conference Room, Press Area, level 0.**

## Industry Press

A Conference Room and two Interview rooms are provided for Industry press activities.

Industry-organised press conferences and interviews are held in the **Industry Press Conference Room, Press Area, level 0.**

Access to the Industry Press Area is restricted to registered Press and Industry Exhibitors/Sponsors with activities booked therein.

## Online ESC Press Office

Daily updates will include the latest press releases and any changes to the press conference schedule will be available at [www.escardio.org/press](http://www.escardio.org/press)

*During and after the Congress: network, make contacts, discuss and debate!*



#ESCcongress



European Society of  
Cardiology



escardiodotorg

**NEW!** When you pick up your badge and congress material, you will receive your complimentary 10 single journey tickets, included in your registration fee. They will enable you to travel to/from the Congress Centre. These tickets can be used on metro, buses and trams within the Rome city limits, ending at Fiera di Roma (excludes Fiumicino-Leonardo di Vinci Airport).

To access the Congress Centre, ESC has set up a specialised service from Saturday to Wednesday morning to ensure that you arrive in the most efficient way.

With your transportation tickets you will be able to get to one of the three ESC Transportation Points: Cornelia (bus), Laurentina (bus) and Ostiense (train). From there, a direct service will take you to Fiera di Roma.

Please return your unused transportation tickets to the Transportation Help Desk. Unused tickets will be donated to a local charity.

## ESC TRANSPORTATION POINTS TO/FROM FIERA DI ROMA

From Rome to Fiera di Roma:

### From Ostiense station (by Train)

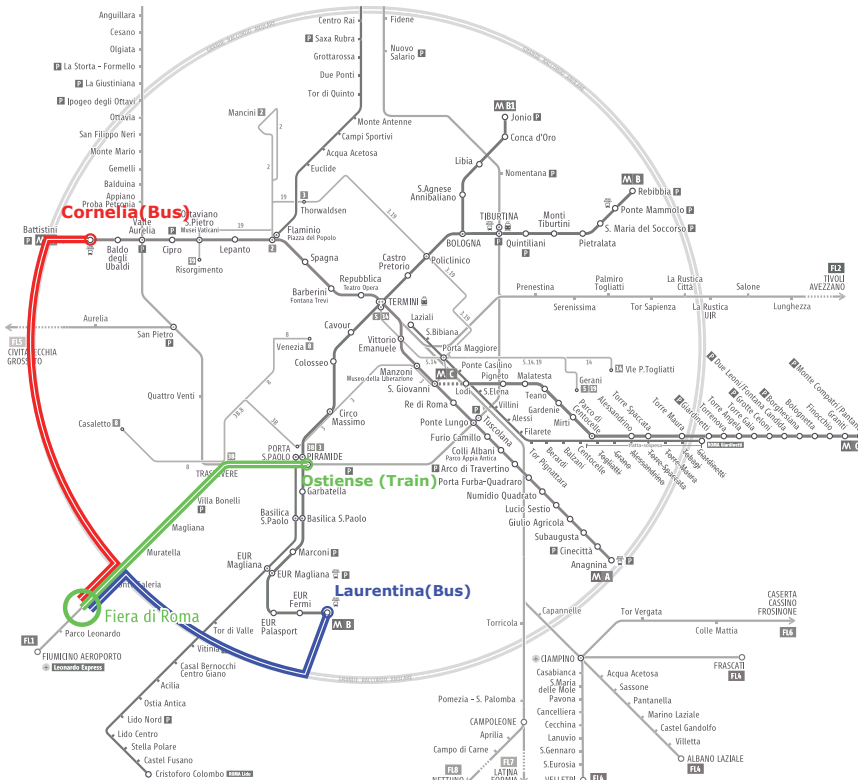
- From metro station Piramide, follow the green flags to Ostiense train station
  - From Ostiense station take the FL1 Regional Train (direction Fiumicino Airport) to Fiera di Roma stop
- Frequency:** 06:40-18:00 every 15-20 min  
**Journey time:** 30 minutes

### From Cornelia metro station (by Bus)

From any of three metro exits, follow the red flags to buses  
**Frequency:** 06:40-09:00 every 15 min / 09:00-18:00 every hour  
**Journey time:** 45 minutes

### From Laurentina metro station (by Bus)

From metro exit follow the blue flags to buses  
**Frequency:** 06:40-09:00 every 15 min / 09:00-18:00 every hour  
**Journey time:** 45 minutes



## From Fiera di Roma to Rome:

At the Fiera di Roma, from the Transportation Help Desk, located at the main entrance, follow signage to departure point:

Ostiense train (green flag)	Frequency: all day every 15-20 min
Cornelia bus (red flag)	Frequency: hourly 10:00-18:00, and every 15 min 18:00-20:15
Laurentina bus (blue flag)	Frequency: hourly 10:00-18:00, and every 15 min 18:00-20:15

## OTHER TRANSPORT

### From and to Fiumicino-Leonardo di Vinci Airport

Via the FLI Regional Train:

- journey time from/to Fiera di Roma is 15 minutes
- journey time from/to the city centre is 30 minutes

By taxi:

- journey time from/to Fiera di Roma is 15 minutes, cost is approximately €30
- journey time from/to the City centre is 45-60 minutes, cost is approximately €50

### From and to Ciampino Airport

By taxi, the journey time from/to the city centre is 45 minutes, cost is approximately €65  
Private bus services are available from/to the city centre at Rome Termini railway station

- Check companies' websites for times and costs: [Terravision](#), [SIT](#), [Schiaffini](#).

### By taxi, from city centre (Rome Termini) to Fiera di Roma

The journey time is 45-60 minutes, cost is approximately €55-€75.

*The above taxi information provides approximate journey times and costs that may vary depending on traffic.*

### ESC Official Hotel Shuttles

A limited number of hotels, not located near public transport facilities, have direct transfers to/from the venue. The exact departure times are displayed in the hotel lobby of particular hotels with ESC Official Hotel Shuttles.

ESC will ensure delegates arrive at the following times to Fiera di Roma for those particular hotels:

#### Arrival at Fiera di Roma (from Hotel)

27 August: 08:00, 10:00, 12:00	28-30 August: 07:30, 08:15	31 August: 08:00
--------------------------------	----------------------------	------------------

#### Departure from Fiera di Roma (to Hotel)

27 August: 16:00, 19:00, 20:00	28-30 August: 18:30, 20:30	31 August: no return service to hotels
--------------------------------	----------------------------	--

*Please check with your hotel as additional times may be announced.*

## Your accommodation and transport planner

An online interactive map is available to help you find your hotel and your detailed itinerary to the Congress Centre, including stations, directions and journey time is available in the "Travel & City" section of [www.escardio.org/ESC2016](http://www.escardio.org/ESC2016)

## Contact for additional information

If you have questions, please contact us: [transport-made-easy@escardio.org](mailto:transport-made-easy@escardio.org)

At Fiera di Roma, a Transportation Help Desk, near the main entrance, is at your disposal for any questions.

**Banks**

Please note there is no cash dispenser at the venue. The official currency in Italy is the Euro (€). Payment in other currencies will not be accepted.

**Charging Station**

You will be able to charge your devices in the seated areas located throughout the venue.

**Child Care Corner**

Children are not allowed in the Congress area; however there will be a childcare centre during the Congress days, open from 8:00 to 18:00 and located in Passerella 1st Floor. Childcare professionals will look after your children, free of charge, while you attend the sessions. See conditions onsite.

**City Info**

For information about Rome, available restaurants and other amenities, please visit the City Desk at the Transportation Help Desk located at the Main Entrance.

**ESC Boutique**

Located on the walkway between Exhibition 1 and 3, the ESC Boutique proposes quality ESC Active sportswear and accessories, as well as other ESC souvenirs for sale.

*Educational and scientific products can be purchased on the ESC Stand.*

**ESC HQ**

The ESC Board, Leadership, and Management Offices are located on Passerella, 1st floor; between Villages 4/5 and ESC Plaza.

**ESC Information Points**

Located throughout the venue, ESC staff is there to help you, so do not hesitate to ask for assistance.

**Fellows Lounge**

The Fellows Lounge is located in the Registration Area. To join the Fellowship Community, complete your Fellowship application at the ESC Fellows Desk, on the ESC Stand (ESC Plaza).

**Filming, Recording, and Photography**

All visual or audio reproduction is strictly prohibited. Out of respect for presenters, and to avoid possible copyright infringement, you are kindly asked to respect this rule. Most presentations slides, abstracts and videos will be available on the ESC website via ESC Congress 365 [www.escardio.org/365](http://www.escardio.org/365)

**Food and Beverage**

Whether looking for a convenient seating area to eat or meet with peers, or just wanting a fast option on-the-go, the catering areas are located in front of Villages 1 to 5, in between the Exhibition 1/2/3/4 and in all halls.

**Language**

The official language at the Congress is English.

**Left Luggage and Cloakroom**

Left luggage and cloakrooms facilities are located in the walkway near the Main Entrance. The price is €3 per item.

**Lost and Found**

Lost and found items can be recovered at the main information point located in the walkway in front of the Registration Area, Level 0.

**Medical Care**

Participants in need of medical attention should go to the First Aid Points located at the South Entrance – Level 0 or the East Entrance – Level 1. Tel: +39 334 670 77 61

**No smoking**

The ESC Congress is a non-smoking event. For the comfort and health of all participants, smoking is strictly prohibited in the building and its close vicinity.

**Police and Safety**

Security guards are in direct contact with the police. Please do not hesitate to ask a security guard or ESC staff member should you require police assistance. All bags are subject to inspection. Security guards are present for your safety. Please take all personal effects with you upon leaving lecture rooms.

**Prayer Room**

Located at the North Entrance – Level 1.

**Transportation Help Desk**

A Transportation Help Desk, near the Main Entrance, is at your disposal for any questions.

**Wi-Fi**

Within the Congress venue, there is a free Wi-Fi network accessible through:

Name: esc-congress

Password: esc-congress

Ensure you make the most of your congress experience with a range of online resources you can use before, during and after the Congress

## ESCTV

### Hot news and key messages through discussions and interviews with international experts.

- Get highlights from previous day through Congress by Day
- Want more insights on the sessions you attended? Watch interviews with the speakers
- Share your congress experience: invite those not at the congress to see select live sessions

**NEW THIS YEAR!** Congress by Topic: presenting the best of your topic in 10 minutes.

Watch ESCTV on [www.escardio.org/ESCTV](http://www.escardio.org/ESCTV)

ESCTV discussions and interviews are also accessible via ESC Congress 365.

## ESC CONGRESS 365

### Your ESC Congress content all year long

Scientific resources from ESC Congress are indexed in ESC Congress 365:

- Slides & e-Posters
- Videos
- Abstracts
- Reports
- ESCTV interviews and discussions

Abstracts are available for consultation one week before the congress, while other resources are posted after each presentation.

Bookmark [www.escardio.org/365](http://www.escardio.org/365) to browse through 10 main areas representing over 150 cardiovascular topics, or use the search by keywords, years and resource types.

Add your favourite resources to "My 365 selection" for future reference and share content with colleagues.

Find ESCTV interviews and discussions linked to topics and presentations.

*Please note: ESC Congress 365 only features slides, reports and/or videos for which the speakers and/or presenters have granted the ESC the right of use for educational purposes.*

During the Congress, ESC Congress 365 stations are located in the walkway (ground floor) between exhibition halls 2 and 4.

*ESC Congress 365 - ESCTV is supported by AstraZeneca, Bayer, Boehringer Ingelheim, the Bristol-Myers Squibb and Pfizer Alliance, Daiichi Sankyo Europe GmbH, Novartis Pharma AG, and SERVIER in the form of an unrestricted educational grant.*

## ESC CONGRESS NEWS

**Your free daily newspaper of ESC Congress 2016**

Read it online or pick it up at the dedicated racks to catch the daily scientific highlights. On-site reports from the previous day, interviews, photographs from key events and useful information.

**ESC CONGRESS 2016 IN REVIEW  
& ESC CONGRESS 2016 IN REVIEW – FOCUS ON ARRHYTHMIAS****The official peer-reviewed highlights from ESC Congress**

Publications with scientifically-vetted articles summarising key findings presented at the congress. The 2016 editions will be available online early October.

*ESC Congress 2016 in Review is supported by SERVIER in the form of an unrestricted educational grant.*

*ESC Congress 2016 in Review – Focus on Arrhythmias is supported by Daiichi-Sankyo Europe GmbH in the form of an unrestricted educational grant.*

More information on [www.escardio.org/congressinreview](http://www.escardio.org/congressinreview)

*During and after the Congress network: make contacts, discuss and debate!*



#ESCcongress



European Society of  
Cardiology



escardiodotorg

## CPR (CARDIOPULMONARY RESUSCITATION) WORKSHOPS

Come and learn about the latest CPR guidelines (2015) and meet ERC qualified instructors on Stand EP-Z250, ESC Plaza, next to Main Auditorium, room Rome.

ESC and ERC (European Resuscitation Council) have the pleasure to offer delegates 90-minute refresher workshops on CPR & AED and Advanced Skills, free of charge. The content of those refresher workshops is based on in-hospital scenarios, on the latest ERC guidelines and a certificate of attendance will be sent to participants by ERC after the congress.

**Pre-register on-site and, as space is limited, please check in 5 minutes before start of session.**

New this year! Sessions will start on Saturday afternoon; stand will be open from 9:00 - come and register.

### CPR & AED refresher workshop

Saturday 27 August: 13:30 to 15:00

Sunday 28 August to Tuesday 30 August: 09:00 to 10:30 and 14:00 to 15:30

### Advanced CPR Skills workshop

Saturday 27 August: 15:30 to 17:00

Sunday 28 August to Tuesday 30 August: 11:30 to 13:00 and 16:30 to 18:00

Resuscitate your life saving skills!

Organised in partnership with ERC (European Resuscitation Council)



## HISTORY OF CARDIOLOGY

Share the memories of advances that have been made in cardiovascular care over the years.

*Soak up the past and discover the therapies, device and equipment developments achieved by the profession.*

Come and visit the History of Cardiology stand EP-X250 in ESC Plaza. It is a unique opportunity for everyone to express their interest and exchange with Professor Berndt Lüderitz (Bonn, Germany), Doctor Jean-Jacques Monsuez (Sevran, France), Professor Otmar Pachinger (Innsbruck, Austria) and Professor Dietrich Pfeiffer (Leipzig, Germany) who are behind this valuable initiative supported by the ESC.

This year, the **200 years of cardiac auscultation and stethoscope's discovery** will be highlighted along the exhibits. Buy your "ESC" stethoscope at the ESC stand in ESC plaza.

## EUROPEAN HEART FOR CHILDREN

European Heart for Children



At the European Heart for Children (EHC) stand (located between Exhibition Halls 1 & 2 on the walkway-ground floor), you can support the cause and help children with congenital heart disease by purchasing merchandise or making a donation. All profits raised will go directly to the children by means of medical missions, training, and building of the pediatric cardiological unit in Casablanca.

The annual EHC Fundraising Dinner will take place on Monday 29 August at 20:30 at Palazzo Taverna (Via Monte Giordano, 36 - 00186 Rome). Guests will enjoy typical Italian food. Opera singers will perform lyrical arias and Neapolitan songs.

Tickets can be purchased by email at: [info@europeanheartforchildren.org](mailto:info@europeanheartforchildren.org) or at the EHC booth, on Saturday 27 and Sunday 28 August, if still available. The cost per ticket is €155.

The fight against cardiovascular disease is a shared mission. Our Industry Partners offer a rich educational programme to delegates throughout the congress. Discover the wide variety of activities from educational sessions to stand activities in the Industry Programme booklet.

## Invitations to educational sessions

Invitations to EBAC Accredited Educational Programmes, Satellite Symposia, Experts on the Spot sessions and Hands-On Tutorials are available in the Industry Programme booklet and also on display racks located in a strategic location within the Congress Centre.

## Exhibition

ESC Congress 2016 will host an exhibition area at a prime location in the Congress Centre surrounded by scientific resources such as The Hub, the Poster area and the Villages.

Innovation from industry is an essential part of the Congress favouring debate, learning and exchange. From pharmaceutical products to electronic devices, diagnostic tools to telemedicine, high tech imagery to clinical management software, the exhibition area is a technical and scientific display of current and future healthcare practices, goods and services relevant to the field of cardiology with a strong focus on science and education.

## Emerging Technologies Showcase Area (ETSA)

Once again the ESC is delighted to present an area in the Exhibition dedicated to the newest cardiovascular developments from start-up companies at the forefront of research.

## Publishers Area in Exhibition

The ESC is proud to work with a range of publishers who play an essential role in the global distribution of cardiovascular related information.

To discover the latest publications available, visit the Publishers Area, where you can discover Oxford University Press, SAGE Publishing and John Wiley in the specially dedicated "ESC Publishers Row".

## Product Theatre

Come to the Product Theatre located in the Exhibition I (Stand EI-A100), during coffee breaks and lunchtimes and participate in 20-minute presentations on the latest products or services from our exhibitors. It will be a time to exchange with exhibitors around informative presentations.

Space is limited! Come 5 minutes before the presentations start to ensure a seat!

## Exhibition opening hours

<b>Saturday 27 August</b>	12:30 - 18:00
<b>Sunday 28 August</b>	09:00 - 18:00
<b>Monday 29 August</b>	09:00 - 18:00
<b>Tuesday 30 August</b>	09:00 - 18:00
<b>Wednesday 31 August</b>	CLOSED

### *Important information*

*Please note that by scanning your badge at an Exhibition stand or at the entrance of a Sponsored Session, you accept that the company may contact you, using your contact details as submitted to the European Society of Cardiology.*



## Exhibiting Industry Partners

(as of 17/06/2016)

**For company information, please refer to the full listing at the end of this Programme, the Industry Programme and the Mobile App.**

Abbott Vascular International BVBA  
Abiomed Europe GmbH  
Acarix A/S  
Actelion Pharmaceuticals Ltd  
Alta Care Laboratoires  
AMEDTEC Medizintechnik Aue GmbH  
Amgen  
APT Medical  
Aspen Europe GmbH  
AstraZeneca AB  
Bayer  
Beijing Crealife Technology Co., Ltd.  
BioMed Central  
Biosensors Europe SA  
Biotronik SE  
BL NANOBIOMED  
BMS & Pfizer Alliance  
Boehringer Ingelheim and Eli Lilly and Company  
Boehringer Ingelheim International  
Boryung Pharmaceutical Company  
Cardiome  
CardioSecur  
CD Leycom  
CeGaT GmbH  
CellAegis Devices Inc  
Circle Cardiovascular Imaging BV  
Cleveland Clinic Abu Dhabi  
Clnate  
CLINICAL RESEARCH MALAYSIA  
CNSystems Medizintechnik AG  
CRI-The Clinical Research Institute GmbH  
custo med GmbH  
Daiichi Sankyo Europe GmbH  
DailyCare BioMedical  
Defibtech, LLC  
DocCheck Medical Services GmbH  
Edan Instruments, Inc  
EDILMON S.R.L.  
Edwards Lifesciences  
Elsevier  
Emcure Pharmaceuticals  
Ercules Comunicazioni  
Esaote  
European Federation of Pharmaceutical Industries and Associations (EFPIA)  
European Medical Journal  
Ferrer Internacional SA  
FibriCheck (Qompium NV)  
Fondazione Internazionale Menarini  
Fresenius Medical Care  
Frontiers  
Fukuda Denshi Co. Ltd  
GE Healthcare GmbH  
GlaxoSmithKline PLC  
Glenmark Pharmaceuticals Ltd.  
Global CardioVascular Clinical Trialists Forum  
Health in Code SL  
HITACHI Medical Systems Europe  
I.E.M. GmbH  
Il Pensiero Scientifico Editore Srl  
Imricor  
International Society on Thrombosis and Haemostasis  
John Wiley  
Kaneka Pharma Europe N.V.  
Kinpo Electronics, Inc  
Labtech Ltd.  
Le-Cor Co., Ltd.  
Littmann / 3M Health Care  
Maltron International Ltd  
Mazankowski Alberta Heart Institute  
Medical Econet GmbH  
Medical Positioning, Inc.  
Medicom Medical Publisher  
MediMatic Srl  
Medis Medical Imaging Systems bv  
Medley Farmaceutica Ltda.  
Medpace Inc.  
Medscape Cardiology  
Medtronic International Trading SARL  
MENARINI INTERNATIONAL OPERATIONS LUXEMBOURG SA  
MESI Medical  
Microlife  
MIDES GmbH  
Millar, Inc.  
MORTARA INSTRUMENT, INC.  
MSD  
NI Medical Ltd.  
NIHR Clinical Research Network  
Norav Medical  
NorthEast Monitoring Inc  
Novartis Pharma AG  
Osaka University  
Oxford University Press  
PACE-CME: Physicians' Academy for Cardiovascular Education  
PCM Scientific

# ACKNOWLEDGEMENTS

Petr Telegin Ltd  
 Philips  
 Portola Pharmaceuticals Inc  
 Randox Laboratories Ltd  
 Recordati Spa  
 ResMed SAS  
 Roche Diagnostics International Ltd  
 SAGE Publishing  
 SANOFI / REGENERON  
 Saphetor  
 Schiller AG  
 Schwarzer Cardiotek GmbH  
 ScottCare Corporation  
 SERVIER  
 Shenzhen Biocare Bio-Medical Equipment Co., Ltd  
 Shire International GmbH  
 Siemens Healthcare GmbH  
 Singulex  
 SOLUBIO - Koch Evolution  
 SOMNOmedics GmbH  
 Sophia Genetics  
 Springer Healthcare IME  
 St. Jude Medical  
 Taylor & Francis Group  
 The Jama Network  
 The New England Journal of Medicine  
 Thermo Fisher Scientific  
 Thrombosis Research Institute  
 TOMTEC IMAGING SYSTEMS GMBH  
 Toshiba Medical Systems Europe BV  
 TZ Medical Inc.  
 United Therapeutics Europe Ltd  
 Vales & Hills BioMedical Tech.Ltd  
 VectraCor Inc  
 Wisepress Online Bookshop  
 Wolters Kluwer Health  
 ZEUS scientific Inc  
 ZOLL Medical Corporation

## Product Theatre

(as of 17/06/2016)

For further information, please refer to the Industry Programme, the Mobile App and the dedicated flyer featuring the full programme, distributed at the Product Theatre stand.

Daiichi Sankyo Europe GmbH  
 Microlife  
 GlaxoSmithKline PLC  
 SANOFI / REGENERON  
 Singulex

## EBAC Accredited Educational Programmes

(as of 17/06/2016)



For further information, please refer to the Scientific Programme daily sections, the Scientific Programme & Planner, the Industry Programme and the Mobile App.

- Academic Medical Center Amsterdam. Dept Vascular Medicine and Physicians' Academy for Cardiovascular Education  
*Supported by unrestricted educational grants from Novartis and Amgen*
- Academic Medical Center Amsterdam. Dept Vascular Medicine and Physicians' Academy for Cardiovascular Education  
*Supported by unrestricted educational grants from Amgen, Pfizer and Sanofi – Regeneron*
- Academic Medical Center Amsterdam. Dept Vascular Medicine and Physicians' Academy for Cardiovascular Education  
*Supported by an unrestricted educational grant from Boehringer Ingelheim/Lilly*
- Academic Medical Center Amsterdam. Dept Vascular Medicine and Physicians' Academy for Cardiovascular Education  
*Supported by an unrestricted educational grant from Resverlogix*
- Cardiovascular Research Center, Aalst  
*Supported by an unrestricted educational grant from St. Jude Medical*
- Universitätsklinikum Des Saarlandes  
*Supported by an unrestricted educational grant from SERVIER*
- University Hospital, Umeå  
*Supported by an unrestricted educational grant from AstraZeneca*
- University of Pisa  
*Supported by an unrestricted educational grant from SERVIER*

## EBAC Accredited Educational Programmes – Experts on the Spot

(as of 17/06/2016)



For further information, please refer to the Scientific Programme daily sections, the Scientific Programme & Planner, the Industry Programme and the Mobile App.

- Universitätsklinikum Des Saarlandes  
*Supported by an unrestricted educational grant from SERVIER*
- University Hospital, Umeå  
*Supported by an unrestricted educational grant from AstraZeneca*

## Satellite Symposia

(as of 17/06/2016)

For further information, please refer to the Scientific Programme daily sections, the Scientific Programme & Planner, the Industry Programme and the Mobile App.

Abbott Vascular  
 Abiomed

# ACKNOWLEDGEMENTS

Actelion Pharmaceuticals Ltd  
 American Heart Association and Wolters Kluwer  
 Amgen Cardiovascular  
 Amgen, Inc.  
 AstraZeneca  
 Bayer Pharma AG  
 BIOTRONIK for EPIC Alliance  
 Boehringer Ingelheim  
 Boryung Pharmaceutical Company  
 Boston Scientific  
 Bristol-Myers Squibb and Pfizer Alliance  
 Cardiome  
 Cleveland Clinic  
 Daiichi Sankyo Europe GmbH  
 Edwards Lifesciences  
 Ferrer  
 Fukuda Denshi Co. Ltd  
 GE Healthcare  
 Gilead Sciences  
 Medscape  
 Medtronic  
 MENARINI INTERNATIONAL OPERATIONS  
 LUXEMBOURG S.A.  
 MSD  
 Novartis Pharma AG  
 Novo Nordisk  
 Pfizer, Inc.  
 Philips Healthcare  
 Physicians' Academy for Cardiovascular Education  
 Roche Diagnostics International Ltd  
 Sanofi and Regeneron  
 SERVIER  
 Shire  
 Singulex  
 St. Jude Medical  
 The Menarini group and Daiichi Sankyo Europe  
 GmbH  
 Thrombosis Research Institute  
 ZOLL

## Satellite Symposia – Experts on the Spot

*(as of 17/06/2016)*

**For further information, please refer to the Scientific Programme daily sections, the Scientific Programme & Planner, the Industry Programme and the Mobile App.**

Amgen Cardiovascular  
 Bayer Pharma AG  
 Boehringer Ingelheim  
 Bristol-Myers Squibb and Pfizer Alliance

Daiichi Sankyo Europe GmbH  
 Medscape  
 MSD  
 Physicians' Academy for Cardiovascular Education  
 Sanofi and Regeneron  
 SERVIER

## Hands-On Tutorials

*(as of 17/06/2016)*

**For further information, please refer to the Scientific Programme dedicated section, the Scientific Programme & Planner, the Industry Programme and the Mobile App.**

Philips Healthcare  
 ResMed  
 Siemens Healthcare GmbH  
 Toshiba Medical Systems Europe BV

## Sponsorship

*(as of 17/06/2016)*

**The ESC gratefully acknowledges the following organisations which have contributed to the success of ESC Congress 2016 via educational grants, support of delegate services and delegate materials, advertisements and other sponsorship opportunities.**

Actelion Pharmaceuticals Ltd  
 Amgen  
 AstraZeneca AB  
 Bayer  
 BMS & Pfizer Alliance  
 Boehringer Ingelheim International  
 Cleveland Clinic  
 CMEducation Resources, LLC  
 Daiichi Sankyo Europe GmbH  
 Fukuda Denshi Co. Ltd  
 Gilead Sciences  
 GlaxoSmithKline PLC  
 Medscape Cardiology  
 Medtronic International Trading SARL  
 Microlife  
 MSD  
 Novartis Pharma AG  
 Philips  
 SANOFI / REGENERON  
 SERVIER  
 Shire International GmbH  
 Siemens Healthcare GmbH  
 St. Jude Medical  
 Thrombosis Research Institute

### Exhibitors in ESC Plaza


(as of 17/06/2016)

**For further information, consult the pages “European Society of Cardiology - Your Community” of this Programme and the Mobile App.**

Albanian Society of Cardiology  
 Algerian Society of Cardiology  
 American College of Cardiology  
 American Heart Association  
 American Society of Echocardiography  
 Argentine Society of Cardiology  
 Arrhythmia Alliance  
 Asean Federation of Cardiology Congress 2016  
 Asian Pacific Society of Cardiology  
 Association of Cardiologists of Bosnia and Herzegovina  
 Association of Cardiologists of Kazakhstan  
 Austrian Society of Cardiology  
 Azerbaijan Society of Cardiology  
 Belgian Society of Cardiology  
 Belorussian Scientific Society of Cardiologists  
 Brazilian Society of Cardiology  
 British Cardiovascular Society  
 Bulgarian Society of Cardiology  
 Canadian Cardiovascular Society  
 Cardiological Society of India  
 Cardiology Society of Serbia  
 Cardiovascular Research Foundation  
 Cardiovascular Society of India  
 Chinese Society of Cardiology  
 CPR (CardioPulmonary Resuscitation) Workshops  
 Croatian Cardiac Society  
 Cyprus Society of Cardiology  
 Czech Society of Cardiology  
 Egyptian Society of Cardiology  
 EMERGENCY  
 Emirates Cardiac Society and Gulf Heart Association  
 Europa Organisation SA  
 European Association for the Study of Diabetes  
 European Atherosclerosis Society  
 French Society of Cardiology  
 Georgian Society of Cardiology  
 German Cardiac Society  
 Hellenic Cardiological Society  
 History of Cardiology  
 Hungarian Society of Cardiology  
 Interamerican Society of Cardiology  
 International Society of Cardiovascular Pharmacotherapy  
 Irish Cardiac Society  
 Israel Heart Society  
 Italian Federation of Cardiology  
 Korean Society of Cardiology  
 Kosovo Society of Cardiology  
 Kyrgyz Society of Cardiology  
 Lebanese Society of Cardiology  
 Libyan Cardiac Society  
 Luxembourg Society of Cardiology  
 Macedonian FYR Society of Cardiology  
 Maltese Cardiac Society  
 Mexican Society of Cardiology  
 Moroccan Society of Cardiology  
 Netherlands Society of Cardiology  
 Nordic-Baltic Cardiology Alliance  
 Oman Heart Association  
 PCR  
 Polish Cardiac Society  
 Portuguese Society of Cardiology  
 Romanian Society of Cardiology  
 Russian Society of Cardiology  
 San Marino Society of Cardiology  
 Saudi Heart Association  
 Slovak Society of Cardiology  
 Slovenian Society of Cardiology  
 South African Heart Association  
 Spanish Society of Cardiology  
 Sudan Heart Society  
 Swiss Society of Cardiology  
 The Great Wall International Congress of Cardiology (GW-ICC)  
 The Japanese Circulation Society  
 Tunisian Society of Cardiology and Cardiovascular Surgery  
 Turkish Society of Cardiology  
 UEMS Cardiology Section  
 Ukrainian Association of Cardiology  
 World Heart Federation

# PRODUCT THEATRE

Come to the Product Theatre located in Exhibition 1 (Stand EI-A100), during coffee breaks and lunchtimes and participate in 20-minute presentations on the latest products or services from our Industry Partners. It will be a time to exchange with exhibitors around informative presentations. Space is limited! Come 5 minutes before the presentations start to ensure a seat!



# Hot news and key messages [www.escardio.org/esctv](http://www.escardio.org/esctv)

Discussions and interviews with international experts



ESC TV interviews available on ESC Congress 365



This product is supported by AstraZeneca, Bayer, Boehringer Ingelheim, the Bristol-Myers Squibb and Pfizer Alliance, Daiichi Sankyo Europe GmbH, Novartis Pharma AG, and SERVIER in the form of an unrestricted educational grant.



EUROPEAN SOCIETY OF CARDIOLOGY®


ESC CONGRESS

ROME 2016

**SCIENTIFIC  
PROGRAMME**



The cross-collaboration spirit of the ESC and its constituent bodies will be highlighted by the **spotlight of ESC Congress 2016 'The Heart Team'**, emphasising the importance of teamwork and interactions between all professionals and specialties involved in the fight against cardiovascular disease.

Sessions related to the Spotlight of the Congress are highlighted with the following icon  in the programme.

## CONGRESS HIGHLIGHTS

**The entire congress summarised for you in just one session !**

An overview by experts of all the new and exciting developments in clinical science, presented at the Congress.

All important take-home messages for you in under 2 hours.

### Wednesday 31 August

10:30 - 12:30

Rome (Main Auditorium)

#### Chairpersons

G A Derumeaux (Creteil, FR)

S G Priori (Pavia, IT)

**10:30** ESC Congress 2016 Awards  
**10:42** Arrhythmias  
**10:54** Heart failure and cardiomyopathies  
**11:06** Acute coronary syndromes  
**11:18** Interventional cardiology  
**11:30** Hypertension  
**11:42** Valvular heart disease and pulmonary circulation  
**12:54** Imaging  
**12:06** Preventive cardiology  
**12:18** Basic science

G A Derumeaux (Creteil, FR)  
 C Linde (Stockholm, SE)  
 F Ruschitzka (Zurich, CH)  
 K Huber (Vienna, AT)  
 M Roffi (Geneva, CH)  
 B Williams (London, UK)  
 R Rosenhek (Vienna, AT)  
 V Delgado (Leiden, NL)  
 S Sharma (London, UK)  
 L Badimon (Barcelona, ES)



## Wednesday 31 August

08:30 - 10:00

Forum (The Hub)

### Chairpersons

L Badimon (Barcelona, ES)

G A Derumeaux (Creteil, FR)

**08:30** Development and cell-based new therapies:  
stem cells and genes

**08:45** Integrative cardiovascular pathophysiology

**09:00** Cardiac function

**09:15** Ischaemic heart disease

**09:30** Atherosclerosis and remodeling

**09:45** Inflammation and immunomodulation

A Bayes Genis (Badalona, ES)

C De Wit (Luebeck, DE)

J L Balligand (Brussels, BE)

K Preissner (Giessen, DE)

J Tunon Fernandez (Madrid, ES)

A C Newby (Bristol, UK)



## ESC CLINICAL PRACTICE GUIDELINES 2016 - HIGHLIGHTS

## Wednesday 31 August

09:00 - 10:00

Rome (Main Auditorium)

### Chairpersons

J-P Collet (Paris, FR)

S Windecker (Berne, CH)

**09:00** Dyslipidaemias

**09:12** Cardiovascular Disease Prevention

**09:24** Atrial Fibrillation

**09:36** Heart Failure

**09:48** Cardio-oncology

A Corsini (Milan, IT)

G De Backer (St Martens Latem, BE)

S Agewall (Oslo, NO)

JJV McMurray (Glasgow, UK)

S Achenbach (Erlangen, DE)



Highlights the contribution of National Cardiac Societies to ESC Congress. Ten societies have each designed their “My NCS@ESC” track.

A series of Guidelines in daily practice sessions based on 2015 ESC Clinical Practice Guidelines and the new 2016 Guidelines.

 **CROATIA**

**Saturday 27 August**, 09:00-10:30, Bernini  
Acute coronary syndrome

**Monday 29 August**, 16:30-18:00, Da Vinci  
Dyslipidaemias

 **ITALY**

**Saturday 27 August**, 09:00-10:30, Da Vinci  
Pulmonary hypertension

**Tuesday 30 August**, 11:00-12:30, Raphael  
Cardiovascular disease prevention

 **DENMARK**

**Saturday 27 August**, 11:00-12:30, Bernini  
Acute coronary syndrome

**Monday 29 August**, 08:30-10:00, Da Vinci  
Cardiovascular disease prevention

 **NETHERLANDS**

**Saturday 27 August**, 13:30-15:00, Michelangelo  
Ventricular arrhythmias and sudden death

**Tuesday 30 August**, 08:30-10:00, Da Vinci  
Dyslipidaemias

 **EGYPT**

**Saturday 27 August**, 09:00-10:30, Michelangelo  
Pericardial diseases

**Monday 29 August**, 11:00-12:30, Raphael  
Heart failure

 **POLAND**

**Saturday 27 August**, 13:30-15:00, Raphael  
Pulmonary hypertension

**Tuesday 30 August**, 08:30-10:00, Raphael  
Heart failure

 **FRANCE**

**Saturday 27 August**, 09:00-10:30, Raphael  
Infective endocarditis

**Tuesday 30 August**, 08:30-10:00, Minsk  
Atrial fibrillation

 **PORTUGAL**

**Saturday 27 August**, 11:00-12:30, Da Vinci  
Infective endocarditis

**Tuesday 30 August**, 11:00-12:30, Minsk  
Atrial fibrillation

 **GREECE**

**Saturday 27 August**, 11:00-12:30, Michelangelo  
Ventricular arrhythmias and sudden death

**Monday 29 August**, 16:30-18:00, Raphael  
Heart failure

 **SPAIN**

**Saturday 27 August**, 13:30-15:00, Bernini  
Pericardial diseases

**Tuesday 30 August**, 16:30-18:00, Minsk  
Atrial fibrillation

*All Saturday sessions will feature a mini quiz on 2015 ESC Guidelines.*

# SATURDAY SPECIAL TRACKS

G57

A full day programme designed to update healthcare professionals. The dedicated programmes cover the most relevant issues these professionals have to face on a daily basis.

## GENERAL CARDIOLOGY FOR PHYSICIANS, TECHNICIANS AND GENERAL PRACTITIONERS

These sessions will address daily practice issues and offer a forum for discussions and exchange between professionals and an international panel of experts.

### Saturday 27 August in Forum (The Hub)

	page
09:00 - 10:30 Non competitive sport: counselling and issuing a health certificate	16
11:00 - 12:30 Nightmares in clinical practice ( <i>Translated in Italian</i> )	18
12:30 - 13:30 Integrated heart failure management: the role of an out-of-hospital "heart team" <i>Joint session between the two general cardiology tracks</i>	28
13:30 - 15:00 Dyspnea wars	33

### Also not to be missed on Wednesday 31 August in Galileo (The Hub)

08:30 - 10:00 2015 - 2016 year in cardiology practice - Take home messages	416
--	-----

## GENERAL CARDIOLOGY FOR NURSES AND ALLIED PROFESSIONALS

The participants will be able to discuss and debate the latest developments and future prospects and how nurse - led services contribute to improved evidence - based practice and outcomes, and effective strategies for guideline implementation.

### Saturday 27 August in Galileo (The Hub)

	page
09:00 - 10:30 Nursing roles across the continuum of care ( <i>Translated in Italian</i> )	16
11:00 - 12:30 Optimising the role of nurses as part of the heart team	18
13:30 - 15:00 Developing specialist nursing roles: challenges and opportunities	33

*The above two tracks are organised in conjunction with the ESC Council for Cardiology Practice, the ESC Council on Cardiovascular Primary Care & the ESC Council on Cardiovascular Nursing and Allied Professions, in collaboration with Italian partner groups and associations.*

## NEW! SURGEON TRACK

This new track builds a common platform for cardiology and cardiac surgery to learn from one another in an interactive educational format. Anatomy, pathophysiology as well as therapeutical strategies of the aortic, mitral and tricuspid valves will be discussed and illustrated by functional imaging as well as by a glimpse into both cathlab and operative theatre.

Enrich your knowledge by attending this fascinating approach to harmonize both worlds!

### Saturday 27 August in Sarajevo (Village 2)

	page
09:00 - 10:30 Heart-team based management of mitral regurgitation: when the cardiologists meet the surgeons	17
11:00 - 12:30 Heart-team based management of aortic stenosis: when the cardiologists meet the surgeons	21
13:30 - 15:00 Heart-team based management of tricuspid regurgitation: when the cardiologists meet the surgeons	36

**NEW! E-CARDIOLOGY TRACK**

Novel developments in ICT (Information and Communications Technology) are continuously opening new possibilities to improve the quality of care in many fields of medicine, including cardiology.

**Sunday 28 August****in Raphael (The Hub)**

	<b>page</b>
08:30-10:00 Big data in a nutshell	75
11:00-12:30 e-Health applications in heart failure	91
14:00-15:30 How to improve hypertension control in the population: new strategies	136
16:30-18:00 Multiscale modelling to personalise electrophysiological treatment for ventricular disease	152

Also not to be missed

**Sunday 28 August****in the Agora (Poster Area)**

14:00 - 15:30 ECG, arrhythmia analysis, cardiovascular signal processing	144
--	-----

**Monday 29 August****in Budapest (Village 6)**

16:30 - 18:00 Mobile health for cardiac monitoring	273
--	-----

**Tuesday 30 August****in Tbilisi (Village 6)**

14:00 - 15:30 Remote monitoring of implantable devices	368
--	-----

**NEW! STROKE TRACK**

Highly interactive sessions address this particularly interesting topic in cardiology.


**Sunday 28 August****in Sarajevo (Village 2)**

	<b>page</b>
08:30 - 10:00 Catheter based therapy of acute stroke - ESC and the European Stroke Conference	77
11:00 - 12:30 Cardiac issues in stroke - ESC and the European Stroke Organisation	92

**in Raphael (The Hub)**

12:40 - 13:50 Young Investigators Awards Session Stroke	126
---	-----

**Tuesday 30 August****in Forum (The Hub)**

 11:00 - 12:30 Why cardiologists ought to team-up with neurologists?	322
---	-----

**in Agora (Poster Area)**

14:00 - 15:30 New insights in stroke	372
--------------------------------------	-----

**CARDIAC ANATOMY AND PATHOLOGY LIVE SESSIONS**

Live-video and hands-on demonstration on heart specimens showing congenital and acquired heart disease. These sessions are organised jointly by the Working Group on Developmental Anatomy and Pathology and the Association for European Cardiovascular Pathology (AECVP).

These sessions will be held from 11:00 to 12:45 in room Zagreb (Village 9) **page**

<b>Sunday 28 August</b> Cardiac anatomy for interventional cardiologists	97
<b>Monday 29 August</b> The coronary sudden death in the young	216
<b>Tuesday 30 August</b> The univentricular heart	328

The “Scientists of Tomorrow” is a group of young proactive basic and clinical researchers, who work closely with the Council on Basic Cardiovascular Science to fulfil its mission in promoting and supporting basic science among young ESC members.

Sessions include key tips on the first successful grant application, the first paper published and importantly, opportunities to develop the next career step.

Most sessions will be held in Bernini (The Hub).

## Sunday 28 August

07:45 - 08:15	Protecting the heart while fighting cancer	<b>page</b> 74
---------------	--	-------------------

## Monday 29 August


07:45 - 08:15	Macrophages: friend or foe?	194
---------------	-----------------------------	-----

08:30 - 10:00	The value of innovative animal models for cardiovascular disease - From flies to pigs	196 196
---------------	--	------------

11:00 - 12:30	Novel insights into pathological cell signalling in cardiomyopathy	210
---------------	--	-----

12:45 - 13:45	Training the future leaders of cardiovascular research - Raising funding in Europe	245
---------------	--	-----

14:00 - 15:30	Cardiovascular therapeutics in 2020 - What's on the horizon?	255
---------------	--	-----

 16:30 - 18:00	Reverse remodelling - Rewinding myocardial damage	269
---	---	-----

## Tuesday 30 August

07:45 - 08:15	Modelling heart failure in rodents - Which model and how to validate?	<b>page</b> 306
---------------	---	--------------------

08:30 - 10:00	Taking heart failure genetics to the clinic	309
---------------	---	-----

14:00 - 15:30	Innate immunity in cardiovascular disease	364
---------------	---	-----

## INTERNATIONAL YOUNG COMMUNITY SESSIONS

The scientists of Tomorrow have also prepared sessions in collaboration with the young community from Italy.

### Tuesday 30 August

11:00 - 12:30	MiRNAs in cardiovascular disease and regeneration	323
---------------	---	-----

*Come, listen and interact with the young researchers.*

### Discover new opportunities for career development

**Saturday 27 August, 18:30 - 19:30 - ESC Plaza**

ESC Grants for Basic Scientists Networking Event

Come and listen to awardees of ESC Grants for scientific research presenting their experience. Discover the many ESC Grants available to support researchers & clinicians in their career development

### Sunday 28 August, 18:30 - 20:00 - Poster Area

The council on Basic Cardiovascular Science invites all basic scientists and friends to the **Poster Reception**. This is a unique opportunity for young scientists to meet experienced researchers in a convivial atmosphere.

# A DAY WITH THE LEGENDS

Sunday 28 August

## NAMED LECTURES Bernini (The Hub)

- 11:00** ESC Geoffrey Rose Lecture on Population Sciences  
*Epidemiology and prevention of cardiovascular disease: quo vadis?*  
**G De Backer, EFESC** (Ghent, BE)
- 11:50** ESC William Harvey Lecture on Basic Science  
*Renaissance of signalling modules: The role of STAT3 in the cardiac pathophysiology*  
**D Hilfiker-Kleiner, FESC** (Hannover, DE)
- 14:00** ESC Andreas Grüntzig Lecture on Interventional Cardiology  
*From balloon to bioresorbable scaffold: a 30-year journey in coronary intervention*  
**J Fajadet, FESC** (Toulouse, FR)
- 14:50** ESC Rene Laennec Lecture on Clinical Cardiology  
*Aortic stenosis - A simple heart defect with ongoing diagnostic and therapeutic challenges*  
**H Baumgartner, FESC** (Muenster, DE)

## MEET THE LEGENDS Agora (Poster Area)

Hear about their professional journey & scientific experiences. What made them do it? What lessons have they learned? And what may inspire you?

**10:10 B Gersh** (Rochester, US)


**15:40 A Cribier, FESC** (Rouen, FR)

***A unique opportunity for interaction & discussion  
with true Legends in cardiology***



A dynamic specific educational track throughout the Congress that will provide young cardiologists with some of the most relevant and up to date information on key areas in cardiovascular medicine.

All sessions will be held in Michelangelo (The Hub), except for two sessions being held in Bernini (The Hub) and 1 session in the Agora.


## Sunday 28 August

	<b>page</b>
07:45 - 08:15 <b>Obesity - Friend or foe in heart failure</b>	74
08:30 - 10:00 <b>Always look at the right side of the heart!</b>	76
 11:00 - 12:30 <b>Discussing the most challenging clinical cases</b> <i>The four best cases are in competition for an ESC Award. The winner will receive a €2 000 +prize and the three finalists €1 000.</i>	91
14:00 - 15:30 <b>Structural interventions - I can do anything with a catheter</b>	137
16:30 - 18:00 <b>Riddles in inflammatory heart disease -Who needs Dr. House?</b>	154

## Monday 29 August

 08:30 - 10:00 <b>Looking at the crystal ball - Be prepared for the revolution!</b>	196
11:00 - 12:30 <b>What does the busy cardiologist need to know about recent advances in cardiology?</b>	211
 14:00 - 15:30 <b>Cardiovascular therapeutics in 2020 - What's on the horizon?</b>	255
14:00 - 15:30 <b>Resuscitation in my ICU shift - How to keep calm when it comes to the worst?</b>	255
16:30 - 18:00 <b>Arrhythmias - Call the electrician!</b>	270



## Tuesday 30 August

08:30 - 10:00 <b>Challenging cases in coronary intervention - The fast and the furious</b>	309
 11:00 - 12:30 <b>Electrocardiogram and cardiac imaging quizzes - Cardiology detectives</b>	323
14:00 - 15:30 <b>Nightmares in the cath lab</b>	365
16:30 - 18:00 <b>How to interpret statistics in clinical trials - A guide for the clinical cardiologist</b>	382
16:30 - 18:00 <b>Cardiomyopathies - When the muscle is a mess</b>	381

## INTERNATIONAL YOUNG COMMUNITY SESSIONS

The Cardiologists of Tomorrow have also prepared sessions in collaboration with the young community from Argentina, Korea & Italy.

### Monday 29 August

	<b>page</b>
 07:45 - 08:15 <b>Timing of surgery in infective endocarditis - Cardiologist against surgeon</b>	194
 12:45 - 13:45 <b>East meets West - Cardiovascular diseases in Asia</b>	245

### Tuesday 30 August

 07:45 - 08:15 <b>Sport is not always healthy for your heart - A double-edged sword</b>	306
---	-----



Guidelines in Daily Practice, Meet the Experts and Case-based symposium sessions have been designed to actively involve the audience in the scientific exchange.

These sessions are held in their topic related villages as they address specific aspects of each specialty.

For the session schedule look for the following icon in the programme:

You can also look on the online Scientific Programme & Planner and the ESC 2016 Mobile App. Use the button "Interactive sessions" to display the ongoing sessions.

## Interaction features:

### Ask a Question

**Send directly your session/topic related question to the Chairperson during the session:** a selection of questions will be answered during the session.

### Voting

**Answer questions when prompted by the speaker:** the speaker will show a question slide with a choice of up to five possible answers (each referenced by letters A-E). These letters will appear on the screen. To vote, simply click on your answer's letter. The answers of the vote will be displayed in real time on the screen and discussed.

*These features are only available during the sessions and need an internet access. You can use the provided WI-FI.*

## Make sure you have downloaded the ESC 2016 Mobile App to interact and vote during the session

Search for "ESC 2016" in the App Store® / Google Play and scan the following QR Code.



→ Your device must be connected to Internet. You can use the free WI-FI provided during the Congress:

**Login:** esc-congress      **Password:** esc-congress

→ Open the ESC 2016 Mobile App

→ Click on the button "Interactive Sessions"

→ Click on the session you attend

→ Click on the button  **Session Information & Interaction** 

→ During the session click on "Ask a question" or "Voting" when prompted





These sessions are designed to allow for interaction amongst the experts themselves and the participating audience. Be ready to hear the experts and to get involved!

## MEET THE EXPERTS SESSIONS

Get the input of experts on key decisions related to practical management in daily situations. Each session is based on three clinical cases which will be discussed by a panel of experts.

*These sessions are held in their topic related village.*

## CASE-BASED SYMPOSIA

Practical & interactive sessions specific to particular topics or themes. These are based upon the presentation of clinical cases and designed to allow for panel discussions and interaction with the audience.

*These sessions are held in their topic related village.*

## SCIENCE@BREAKFAST SESSIONS

What a great way to start the day! Wake up your brain with breakfast and discussion.

*These sessions are held in The Hub and in the Agora (Poster Area) and start at 7:45.*

It is a unique opportunity for intense interaction between a small audience and two experts addressing a specific current issue.

## NEW! GLADIATORS ARENA SESSIONS

These new interactive battles are an alternative to the traditional debate sessions and will be held in The Hub. Live and engaging discussions between leading keynote speakers on topical and controversial issues. A key opinion leader will position the topic of the battle and after the "debate" the audience will vote for the best argument presented.

*The Gladiators Arena sessions will be held in Galileo (The Hub)*

### Sunday 28 August

	page
08:30 - 10:00 Can ventricular tachycardia ablation reduce total mortality?	75
11:00 - 12:30 Should guidelines "SPRINT" to lower blood pressure targets?	90
14:00 - 15:30 Transcatheter aortic valve replacement: are we doing too many futile procedures	135
16:30 - 18:00 Stable coronary artery disease: stress testing thrown to the lions	152

### Monday 29 August

08:30 - 10:00 Stable ischaemic heart disease in females: anatomy versus physiology	195
11:00 - 12:30 PCSK9 inhibitors: ready to embrace?	209
14:00 - 15:30 Thromboembolic prevention after TAVI: antiplatelets or anticoagulants?	253
16:30 - 18:00 More exercise: better or worse?	268



The delegations from three different teams in competition will be submitted to a series of questions and tests about different topics in ESC Guidelines.

**Tuesday 30 August**

16:30 - 18:00 Forum (The Hub)

**Chairpersons:**

J L Zamorano Gomez (Madrid, ES)

J L Gutierrez-Chico (Frankfurt Oder, DE)

**Supreme court:**

L P Badano (Padova, IT)

P Buszman (Katowice, PL)

C Piorkowski (Dresden, DE)

**Score keepers:**

M Jaguszewski (Berlin, DE)

C Kleinecke (Coburg, DE)

U Limon (Berlin, DE)



Actively looking for participation and interaction with the audience.  
Come and support a team and join in the educational game.

*The organisers acknowledge the valuable contribution of the collaborators from Charite University Hospital in Berlin who voluntarily helped in the development of this unique programme.*

## HEART TEAM

Sessions presenting the essential interactions between all professionals involved in the management of the incoming patient. This is a unique opportunity to witness the cardiovascular team in action and how all specialties come together:

The Heart Team sessions are held in Forum (The Hub)

### Sunday 28 August

	<b>page</b>
08:30 - 10:00 Aortic diseases - For big challenges, big solutions <i>Heart team at the Santa Maria University Hospital - Lisbon</i>	75
11:00 - 12:30 The heart teams' role in ICD management throughout the life course: clinical and ethical challenges <i>Heart team at the Belfast Health and Social Care Trust, Belfast</i>	90

### Monday 29 August

08:30 - 10:00 High risk patient with low flow, low gradient severe aortic stenosis - The role of the heart team <i>Heart team at the University Hospital Sart Tilman, Liège</i>	195
11:00 - 12:30 Evaluating athletes for cardiovascular disease - Challenging cases explained by the experts <i>Heart team at the Institute of Sport Medicine and Science, Rome</i>	209
16:30 - 18:00 The cardiometabolic team - Which role? In which situations? <i>Heart team at the University Hospital Henri Mondor, Créteil</i>	268

### Tuesday 30 August

08:30 - 10:00 RBBB and heart failure. Is CRT the answer? Heart team discussion <i>Heart team at the University Hospital Ramon and Cajal, Madrid</i>	307
11:00 - 12:30 Why cardiologists ought to team-up with neurologists? <i>Heart team at the Hospitals Louis Pradel and Wertheimer, Lyon</i>	322

# ESC Clinical Practice



## 2016 Guidelines sessions

Rome (Main auditorium)

### Sunday 28 August

08:30-10:00 ESC Guidelines 2016 - Overview

14:00-15:30 What is new in the 2016 atrial fibrillation Guidelines?

### Monday 29 August

08:30-10:00 The new ESC Guidelines for the diagnosis and treatment of acute and chronic heart failure

14:00-15:30 The new dyslipidaemias Guidelines

### Tuesday 30 August

08:30-10:00 2016 European Guidelines on cardiovascular disease prevention in clinical practice.

## Ask your questions to the ESC Guidelines Task Forces

Join the Task Force for an informal session in Forum (The Hub) just after the Guidelines session.

### Sunday 28 August

15:45-16:15 Atrial fibrillation

### Monday 29 August

10:15-10:45 Heart failure

15:45-16:15 Dyslipidaemias

### Tuesday 30 August

10:15-10:45 Cardiovascular disease prevention

## More on Guidelines?

Guidelines in Daily Practice sessions in each Village:

**GiP**

What do the ESC Clinical Practice Guidelines really mean and how to implement them.

**Not to be missed:**

**ESC Clinical Practice Guidelines 2016 Highlights**

Wednesday 31 August  
09:00 - 10:00



Did you know that all recent Pocket Guidelines & their interactive tools are now available to download on your mobile device?



Search for “ESC Pocket Guidelines” in the App store® / Google Play / Amazon.

⚠ 2016 printed ESC Pocket Guidelines for ESC Members to be distributed in the registration area

Sessions designed to focus on the topic of guidelines and their implementation in daily clinical practice - These sessions are part of the Guidelines into Practice Track.

Join the experts in each specialty to confront the guidelines and actual clinical cases. Panel of experts from the guidelines will discuss the implementation mode.



Mobile App Interactive Session - audience is invited to participate via the 'ESC 2016' Mobile App, for votes and questions to be asked to the panel. Make sure you have downloaded the App.

## GUIDELINES IN DAILY PRACTICE SESSIONS

### Saturday 27 August

	<b>page</b>
13:30 - 15:00 Guidelines in hypertension - Dilemmas in daily practice	Cairo (Village 3) 36

### Sunday 28 August

16:30 - 18:00 New ESC Guidelines: when, what and how?	Berlin (Village 4) 156
16:30 - 18:00 Common difficult decisions in heart failure	Brussels (Village 8) 158

### Monday 29 August

08:30 - 10:00 NSTEMI - I came, I diagnosed, I treated	Athens (Village 5) 198
11:00 - 12:30 2015 NSTE - Acute coronary syndromes Guidelines in daily practice	Helsinki (Village 2) 212
11:00 - 12:30 Imaging heart failure	Budapest (Village 6) 214
11:00 - 12:30 Pulmonary hypertension in the elderly: do the Guidelines always help?	Vienne (Village 9) 215

### Tuesday 30 August

14:00 - 15:30 Burning cases from recent Guidelines	Cairo (Village 3) 366
14:00 - 15:30 Primary prevention - What the Guidelines tell us	Reykjavik (Village 7) 369

## MY NCS@ESC SESSIONS



This programme highlights the contribution of National Cardiac Societies to the ESC Congress. Ten societies have each designed their "My NCS@ESC" track.

A series of Guidelines in Daily Practice sessions based on 2015 ESC Clinical Practice Guidelines and the new 2016 Guidelines. In addition, a representative from six of these societies will take part in the ESC Cardiology Quiz to compose the international team.

*These sessions are developed in collaboration with the ESC Clinical Practice Guidelines Task Force and Education department.*

These sessions are held in The Hub from Saturday to Tuesday. See page G56 for more information.

# MEET THE TRIALISTS

Your chance to interact directly with the presenters of some of the best Hot Lines!

*All Meet the trialist sessions take place in The Hub*

## Sunday 28 August in Galileo

**15:40-16:20** REM-HF - Remote monitoring: an evaluation of implantable devices for management of heart failure patients.

## Monday 29 August in Galileo

**10:10-10:50** Optimal dual antiplatelet treatment (DAPT) duration following drug eluting stent with bioabsorbable polymer and abluminal coating, NIPPON study.

**15:40-16:20** A naturally randomized trial comparing the effect of long-term exposure to lower LDL-C, lower SBP, or both on the risk of cardiovascular disease.

## Tuesday 30 August in Raphael

**13:00-13:40** PACIFIC trial - Head-to-head comparison of coronary CT angiography, myocardial perfusion SPECT, PET, and hybrid imaging for diagnosis of ischemic heart disease.

## Tuesday 30 August in Galileo

**13:00-13:40** NorStent - Comparison of long term effects of new generation DES vs contemporary BMS on mortality, morbidity, revascularization, and quality of life.

**15:40-16:20** SENTINEL trial - A randomized multicenter trial of cerebral protection in TAVR.

ESC Congress is the place to discuss the findings of the latest clinical trial results, clinical trial updates and registries.

## HOT LINE

Every presentation will be followed by an experts intervention to highlight the relevance of the data presented, to provide clear take home messages and to place the recent trials into perspective.

These sessions take place in room Rome (Main Auditorium)

### Sunday 28 August

	<b>page</b>
11:00-12:30 Heart failure and innovative approaches	90
16:30-18:00 Preventive strategies I	151

### Monday 29 August

11:00-12:30 Prevention and lipids	209
16:30-18:00 Coronary artery disease and imaging	268

### Tuesday 30 August

11:00-12:30 Coronary artery disease and stenting	322
14:00-15:30 Preventive strategies 2	361

## CLINICAL TRIAL UPDATE

### Sunday 28 August Forum (The Hub)

14:00-15:30 Prevention	135
16:30-18:00 Heart failure and pacing	152

### Monday 29 August Forum (The Hub)

14:00-15:30 Coronary artery disease	253
-------------------------------------	-----

### Tuesday 30 August Rome (Main Auditorium)

16:30-18:00 Platelet therapy	378
------------------------------	-----

## REGISTRY

### Sunday 28 August

14:00-15:30 Scores and outcomes	Da Vinci (The Hub) 136
---------------------------------	------------------------

### Monday 29 August

08:30-10:00 Atrial fibrillation	Raphael (The Hub) 195
16:30-18:00 Coronary artery disease, stroke and intervention	Sarajevo (Village 2) 271

### Tuesday 30 August

14:00-15:30 Miscellaneous	Forum (The Hub) 361
---------------------------	---------------------

## BASIC AND TRANSLATIONAL HOT LINE **Sb** **T**

These sessions take place in room Nicosia (Village I)

### Monday 29 August

14:00-15:30 Basic and Translational Science Hot Line I	255
--	-----

### Tuesday 30 August

16:30-18:00 Basic and Translational Science Hot Line II	382
---	-----



# Your ESC Congress content Online, all year long, for free!

- View the sessions you missed
- Review videos, slides, abstracts and reports
- **NEW:** direct access to ESC TV interviews

## SEARCH

## SEARCH BY TOPIC

- Acute Coronary Syndrome
- Arrhythmias & Pacing
- Basic Science
- Cardiac Imaging
- Heart Failure
- Hypertension
- Interventional Cardiology & Surgery
- Ischemia & Coronary Artery Disease
- Prevention & Rehabilitation
- Valvular Disease and Interventions

Experience it yourself today!  
[www.escardio.org/365](http://www.escardio.org/365)



This platform is supported by AstraZeneca, Bayer, Boehringer Ingelheim, the Bristol-Myers Squibb and Pfizer Alliance, Daiichi Sankyo Europe GmbH, Novartis Pharma AG, and SERVIER in the form of an unrestricted educational grant.





These sessions, organised together with major cardiovascular and other specialty organisations from around the world, give us the opportunity to share views and perspectives on common or related issues.

The ESC takes this opportunity to thank all its partners for the fruitful collaboration.

This partnership broadens scientific knowledge thanks to the participation of professionals from different specialised disciplines.

## JOINT SESSIONS WITH AFFILIATED CARDIAC SOCIETIES & SISTER SOCIETIES

Strengthen relations between cardiologists and widen the scope of scientific exchange.

### American College of Cardiology (ACC)

#### Sunday 28 August

11:00 - 12:30 Challenges of end-stage heart failure Tallinn (Village 8) 96

#### Monday 29 August

11:00 - 12:30 Primary mitral regurgitation: from cells to scalpels Prague (Village 9) 215

### American Heart Association (AHA)

#### Sunday 28 August

14:00 - 15:30 Translational approach to heart failure Tallinn (Village 8) 141

#### Monday 29 August

11:00 - 12:30 Improved outcomes: the heart team approach Sarajevo (Village 2) 212

### Argentine Society of Cardiology (ASC)



#### Monday 29 August

16:30 - 18:00 From Guidelines implementation to new therapies in heart failure Brussels (Village 8) 274

#### Tuesday 30 August

11:00 - 12:30 Use of international registries on acute coronary syndromes Athens (Village 5) 326

*Additional joint sessions with the Young communities (page G61)*

### Asian Pacific Society of Cardiology (APSC)

#### Monday 29 August

11:00 - 12:30 Heart failure update 2016 - Focus on Asia Pacific and Europe Brussels (Village 8) 215

### Brazilian Society of Cardiology (BSC)

#### Tuesday 30 August

11:00 - 12:30 Current issues in lipidology for the clinician Reykjavik (Village 7) 327

### Canadian Cardiovascular Society (CCS)

#### Saturday 27 August

11:00 - 12:30 Cardio-oncology Tbilisi (Village 6) 23

### Cardiological Society of India (CSI)

#### Sunday 28 August

14:00 - 15:30 Reperfusion in STEMI Copenhagen (Village 5) 140

### China Heart Foundation / Great Wall - International Congress of Cardiology (CHF/GW-ICC)



#### Monday 29 August

14:00 - 15:30 Non invasive imaging testing of ischaemic heart disease Tbilisi (Village 6) 258

**Chinese Society of Cardiology (CSC)**

page

**Sunday 28 August**

16:30 - 18:00 Imaging in the emergency room

Tbilisi (Village 6) 157

**Monday 29 August**

16:30 - 18:00 Atrial Fibrillation

Minsk (Village 4) 272

*Additional joint sessions with the Young communities (page G59)***Interamerican Society of Cardiology (IASC)****Tuesday 30 August**

16:30 - 18:00 Heart failure prevention

Tallinn (Village 8) 386

**Japanese Circulation Society (JCS)****Sunday 28 August**

11:00 - 12:30 Cardiac biology and senescence

Nicosia (Village 1) 92

**Sunday 28 August**

16:30 - 18:00 Environment and CV diseases

Reykjavik (Village 7) 158

**Korean Society of Cardiology (KSC)****Sunday 28 August**

16:30 - 18:00 Heart failure management: from registries to clinical practice

Tallinn (Village 8) 158

**Mexican Society of Cardiology (MSC)****Monday 29 August**

16:30 - 18:00 Changing global burden of valve disease

Zagreb (Village 9) 275

**Saudi Heart Association (SHA)****Monday 29 August**

11:00 - 12:30 Resynchronisation

Minsk (Village 4) 213

**South African Heart Association (SAHeart)****Sunday 28 August**

16:30 - 18:00 Addressing rheumatic heart disease in adults

Zagreb (Village 9) 159

**World Heart Federation (WHF)****Saturday 27 August**

13:30 - 15:00 How should the global cardiology community respond to the preventable global epidemic of CVD?

Agora 2 (Poster Area) 40

**JOINT SESSIONS WITH OTHER MEDICAL ORGANISATIONS****Association for European Cardiovascular Pathology (AECVP)****Saturday 27 August**

11:00 - 12:30 Arrhythmic mitral valve prolapse

Minsk (Village 4) 22

**Association for European Paediatric Cardiology (AEPC)****Monday 29 August**

14:00 - 15:30 Key issues in surveillance after tetralogy repair

Vienne (Village 9) 260

**European Association for Cardio-Thoracic Surgery (EACTS)****Sunday 28 August**

14:00 - 15:30 The heart-team based practice in 2016: space for improvement in the interaction between cardiologists and cardiac surgeons?

Sarajevo (Village 2) 366

**European Association for the Study of Diabetes (EASD)****Sunday 28 August**

08:30 - 10:00 Cardio-diabetology alliance - The myth busters

Paris (Village 7) 80

**European Atherosclerosis Society (EAS)****Sunday 28 August**

16:30 - 18:00 Nanomedicine for atherosclerosis

Baku (Village 1) 154

**European Renal Association - European Dialysis and Transplant Association (ERA-EDTA)****Sunday 28 August**

08:30 - 10:00 Hypertension and chronic kidney disease

Yerevan (Village 3) 78

**European Respiratory Society (ERS)****Monday 29 August**

16:30 - 18:00 Late complications of acute pulmonary embolism

Prague (Village 9) 274

**European Resuscitation Council (ERC)****Sunday 28 August**

11:00 - 12:30 Teams in cardiopulmonary resuscitation

Athens (Village 5) 94

**European Society for Cardiovascular and Endovascular Surgery (ESCVS)****Tuesday 30 August**

08:30 - 10:00 Novel strategies in the treatment of class D heart failure

Sarajevo (Village 2) 310

**European Society of Human Genetics (ESHG)****Monday 29 August**

08:30 - 10:00 Cardiomyopathies: from genotype to phenotype

Zagreb (Village 9) 201

**European Society of Hypertension (ESH)****Sunday 28 August**

16:30 - 18:00 Hot topics in the management of hypertension

Cairo (Village 3) 155

**European Stroke Conference (ESC)****Sunday 28 August**


08:30 - 10:00 Catheter based therapy of acute stroke

Sarajevo (Village 2) 77

**European Stroke Organisation (ESO)****Sunday 28 August**

11:00 - 12:30 Cardiac issues in stroke

Sarajevo (Village 2) 92

**International Society for Adult Congenital Heart Disease (ISACHD)****Sunday 28 August**
 16:30 - 18:00 The heart team in adult congenital heart disease: percutaneous or surgical intervention?

Prague (Village 9) 159

**International Society of Cardiovascular Pharmacotherapy (ISCP)****Monday 29 August**

16:30 - 18:00 Improving secondary prevention of atherosclerotic disease

Paris (Village 7) 273

**International Society for Gender Medicine (ISGM)****Tuesday 30 August**

08:30 - 10:00 Estrogen and testosterone in myocardial hypertrophy

Tallinn (Village 8) 313

**International Society for Heart Research (ISHR)****Monday 29 August**

11:00 - 12:30 From plaque to infarction: discovering novel therapeutic targets

Baku (Village 1) 211

**International Society of Hypertension (ISH)****Monday 29 August**

16:30 - 18:00 Improving hypertension management in low and middle income countries: low hanging fruit for helping reach the 25 x 25 NCD targets

Cairo (Village 3) 271

## OTHER JOINTS SESSIONS

### Cardiology Section of the Union of European Medical Specialists (UEMS) **page**

#### Sunday 28 August

11:00 - 12:30 Challenges in e-learning and e-training Da Vinci (The Hub) 91







### European Commission

#### Monday 29 August

14:00 - 15:30 European cardiovascular research and innovation - EU funding and networking opportunities Zagreb (Village 9) 254

## ESC ASSOCIATIONS TRACK

ESC Associations Track are held on **Tuesday 30 August**

	<b>page</b>
 <b>Acute Cardiovascular Care Association (ACCA)</b> 14:00 - 15:30 What is going on in acute cardiovascular care?	Copenhagen (Village 5) 367
 <b>European Association of Cardiovascular Imaging (EACVI)</b> 11:00 - 12:30 Imaging for early diagnosis of rare cardiomyopathies	Tbilisi (Village 6) 326
 <b>European Association for Cardiovascular Prevention and Rehabilitation (EACPR)</b> 14:00 - 15:30 The year in prevention: scientific highlights from EuroPREvent meeting 2016 and beyond	Paris (Village 7) 368
 <b>European Association of Percutaneous Cardiovascular Interventions (EAPCI)</b> 14:00 - 15:30 Hot topics in Interventional Cardiology 2016	Helsinki (Village 2) 365
 <b>European Heart Rhythm Association (EHRA)</b> 14:00 - 15:30 Hot topics in arrhythmology	Minsk (Village 4) 367
 <b>Heart Failure Association of the ESC (HFA of the ESC)</b> 14:00 - 15:30 What a cardiologist should know about heart failure with comorbidities	Brussels (Village 8) 369

## ESC COUNCILS SESSIONS

### Council for Hypertension

#### Sunday 28 August

14:00 - 15:30 Diagnosis and management of target organ damage in hypertension Cairo (Village 3) 138

### Council on Basic Cardiovascular Science

#### Monday 29 August

14:00 - 15:30 Cardiac fibrosis quo vadis? Baku (Village 1) 255

## CARDIOVASCULAR RESEARCH JOURNAL

### Monday 29 August

11:00 - 12:30 Immunity and myocardial repair

page

Nicosia (Village 1) 211

## EUROPEAN HEART JOURNAL

Sessions organised by Professor T Lüscher, Editor in Chief of EHJ, and his team.

The audience will be provided with the opportunity to get a closer look at the Journal, including some of the best papers that were published over the last year. Touch base with the editors and authors of some seminal papers and make suggestions to the editorial team.

### Sunday 28 August

10:10 - 10:50 The European Heart Journal's Year in cardiology:  
from prevention to intervention

Forum (The Hub) 88

### Monday 29 August

12:45 - 13:45 The European Heart Journal's Year in Cardiology:  
heart failure and valvular heart disease

Forum (The Hub) 245

### Tuesday 30 August

10:10 - 10:50 What are the Editor's criteria for good scientific papers?

Galileo (The Hub) 320

## THE LANCET

### Sunday 28 August

08:30 - 10:00 Atrial fibrillation

Da Vinci (The Hub) 76

## THE NEW ENGLAND JOURNAL OF MEDICINE

### Monday 29 August

11:00 - 12:30 Highlights from the New England Journal of Medicine:  
Editors' Choice

Da Vinci (The Hub) 210

## CIRCULATION

### Tuesday 30 August

11:00 - 12:30 The new Circulation: looking back and moving forward

Da Vinci (The Hub) 323

# ABSTRACTS

## Original research presentations

### **Advances in Science**

**Come and discover these sessions in each Village.**

The best abstracts combined with key opinion leader perspectives on the progress in science.

### **Rapid Fire Abstract Sessions**

**Fast-paced and interactive sessions held in The Hub & The Agora.**

Key messages of ten abstracts followed by discussions on the research.

### **Award Sessions**

**Sunday 28 August from 12:40 to 13:50**

**Monday 29 August from 12:40 to 13:50**

Come and listen to the presenters in competition for an ESC Award.

### **Let's meet in the Poster Area during morning and afternoon breaks**

**Saturday from 12:30 to 13:30**

**Sunday to Tuesday from 10:00 to 11:00 and from 15:30 to 16:30**

#### **Posters**

On display for half a day by topic.

#### **Moderated Posters**

Presented on large plasma screens, moderated by experts in the field. Presenters are in competition for an ESC Award.

#### **Best Posters**

Four Top score posters displayed on a large screen by topic.

See you all at the AWARDS CEREMONY on Monday 29 August at 18:00 in The Agora (Poster Area) to congratulate winners throughout the abstract programme.

11 139 abstracts were submitted for this year's Congress.  
Over 4 500 abstracts will be presented during the 5 days of the Congress.  
Accepted abstracts will be presented as oral and poster presentations.

During and after the congress, abstracts will be published in:

- The "ESC 2016" mobile app available on the market stores
- The online Scientific Programme and Planner (SP&P)
- ESC Congress 365, your free access to ESC Congress content all year long  
(Several format available, original abstract submission, presentation slides, e-poster)
- The European Heart Journal – Volume 37 – Abstract supplement (Impact factor 2014 – 15,203)

## ADVANCES IN SCIENCE

Presenting the latest original findings in science in combination with expert lectures on specific topics. These sessions bring you the best abstracts and key opinion leader perspectives on the progress in science.

What do the experts say, what does novel research show us ...

Two lectures and three abstracts: these sessions are the pathways to the progress in science.

## RAPID FIRE ABSTRACTS

These fast paced and interactive sessions present key messages of ten abstracts.

Each presentation is followed by Questions & Answers discussion with the experts' chairs and the audience. These sessions will be held in The Hub and the Agora.

## YOUNG INVESTIGATORS AWARDS

Selected for the outstanding quality of their work, four Young Investigators will be competing in each session for a prestigious ESC Award presenting their original research in front of a jury.

The awards will be focused on Basic Science, Clinical Science, Thrombosis, Population Sciences, Coronary Pathophysiology and Microcirculation and, new this year, on Stroke.

The ESC will grant the winner with a prize of €2 000 and finalists will each receive a prize of €1 000.

### Sunday 28 August from 12:40 to 13:50 in the Hub

	<b>page</b>
Thrombosis	Galileo 126
Basic Science	Bernini 127
Clinical Science	Michelangelo 127
Stroke	Raphael 126

### Monday 29 August from 12:40 to 13:50 in the Hub

Population Sciences	Da Vinci 244
Coronary Pathophysiology and Microcirculation	Raphael 244

### And on Sunday 28 August from 12:40 to 13:50 in the Hub

Nursing and Allied Health Professions Investigator Award	Da Vinci 126
--	--------------

## POSTER SESSIONS SCHEDULE

### Saturday 27 August

Poster session	11:00 - 16:00
Meet the Poster Presenters	12:30 - 13:30
Best Poster viewing time	12:30 - 13:30
Moderated Poster session	12:30 - 13:30

### From Sunday to Tuesday

	Morning	Afternoon
Poster session	08:30 - 12:30	14:00 - 18:00
Meet the Poster Presenters	10:00 - 11:00	15:30 - 16:30
Best Poster viewing time	10:00 - 11:00	15:30 - 16:30
Moderated Poster session	10:00 - 11:00	15:30 - 16:30

## POSTERS

Seven different sessions from Saturday until Tuesday evening.

Visual display of the abstracts in a topic dedicated area. Presenters will be by their poster during the dedicated viewing time to discuss their research with the visiting audience.

### Best Posters

Best Posters will be acknowledged for each topic at each session on plasma screens. A discussant will visit the presenters during the coffee breaks to meet and exchange.

Make sure you stop by the Best Poster screens!

## MODERATED POSTERS

These sessions are composed of seven original top rated abstracts presented on large plasma screens. The research will be presented and discussed by the first author and two moderators during the coffee breaks.

The audience is welcome to join in the discussion.

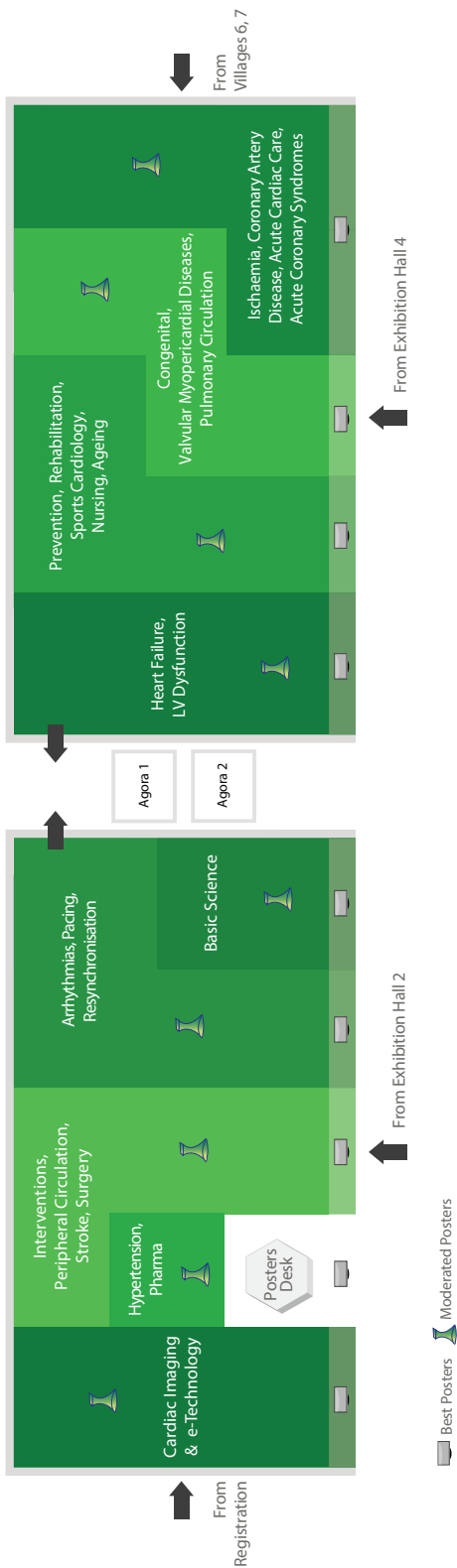
Presenters are in competition for the "Best Moderated Poster" to win a free registration for next year's ESC Congress.

Don't miss the Award Ceremony on Monday 29 August at 18:00 in The Agora (Poster Area) to congratulate the winners throughout the abstract programme



# POSTER AREA FLOOR PLAN

A visual display of the abstracts in areas dedicated to each topic:



### EBAC ACCREDITED EDUCATIONAL PROGRAMMES



The EBAC (European Board for Accreditation in Cardiology) accreditation, granted by a board of specialists widely recognised in the field of cardiology, **confirms the scientific and educational quality of programmes** proposed by national and international scientific or academic organisations and institutions, such as medical professional organisations, universities or teaching hospitals.

### SATELLITE SYMPOSIA

Cooperation between clinicians, researchers and the pharmaceutical and technical industries has significantly contributed to a better understanding and management of patients with cardiovascular diseases. This is reflected in a series of Satellite Symposia that will offer you an in-depth view of scientific progress and research in cardiovascular care.

These sessions are the perfect forum to learn and exchange on the **latest scientific information and developments from industry**.

### EXPERTS ON THE SPOT

These sessions provide delegates attending or interested in Satellite Symposia and EBAC Accredited Educational Programmes with a **further opportunity to question and exchange with topic experts** in a concise and interactive format on the session content. Experts on the Spot sessions are arranged in The Hub.

### HANDS-ON TUTORIALS

Hands-On Tutorials offers delegates a unique opportunity for practical training and hands-on learning from industry experts in an intimate setting, allowing them to address specific issues essential to their daily practice. Delegates will take home practical techniques and advice from the experts on the application of the latest equipment, devices and therapies relevant to their practice.

*For details on the session programmes, please refer to the Scientific Programme daily sections, the Scientific Programme & Planner (SP&P) online or the “ESC 2016” Mobile App.*

All faculty and presenters have to complete a Declaration Of Interest to allow the audience to take into consideration potential conflict of interest when assessing objectivity of the presentation.

## DECLARATION OF INTEREST (DOI)

The existence of potential conflicts of interest does not necessarily indicate a bias. However it is our ethical obligation to inform participants so that they are made aware of any relationship that might cause unintentional bias.

A potential conflict of interest may arise from various relationships, past or present, such as employment, consultancy, investments and stock ownership, funding for research, family relationship etc.

The Congress Programme Committee requests all persons to declare possible interest:

- Speakers/Abstract Presenters are requested to declare interest regarding their current presentation on their first slide.
- Chairpersons/Discussants/Judges are requested to declare interest regarding the topics of the presentations during the session on their first slide (if applicable) or orally at the beginning of the session.
- Poster Presenters are requested to disclose potential conflicts of interest regarding their current poster presentation at the bottom of their poster.

This will allow the audience to take potential conflicts of interest into account when assessing the objectivity of the presentation.



## Attention all speakers!

**Speaker Service Centre - Located in the Registration area**

Speakers must upload or validate their presentations at least 3 hours before the session starts

Speaker lounge and rehearsal room available

**SSC OPENING HOURS**

Friday 26 August	14:00 - 19:00
Saturday 27 August	07:30 - 19:00
Sunday 28 August	07:15 - 19:00
Monday 29 August	07:15 - 19:00
Tuesday 30 August	07:15 - 19:00
Wednesday 31 August	07:30 - 10:30

<b>VILLAGE 1</b> Baku - Nicosia Basic Science
<b>VILLAGE 2</b> Helsinki - Sarajevo - Sofia Interventions, Peripheral Circulation, Stroke, Surgery
<b>VILLAGE 3</b> Cairo - Yerevan Hypertension, Pharma
<b>VILLAGE 4</b> Berlin - Minsk Arrhythmias, Pacing, Resynchronisation
<b>VILLAGE 5</b> Athens - Copenhagen Ischaemia, Coronary Artery Disease, Acute Cardiac Care, Acute Coronary Syndromes
<b>VILLAGE 6</b> Budapest - Tbilisi Imaging, e-Technology
<b>VILLAGE 7</b> Paris - Reykjavik Prevention, Rehabilitation, Sports Cardiology, Nursing, Ageing
<b>VILLAGE 8</b> Brussels - Tallin Heart Failure, LV dysfunction
<b>VILLAGE 9</b> Prague - Vienne - Zagreb Congenital, Valvular Myopericardial Diseases, Pulmonary Circulation
<b>THE HUB</b> Bernini, Da Vinci, Forum, Galileo Michelangelo, Raphael
<b>POSTER AREA</b> Agora
<b>MAIN AUDITORIUM</b> Rome



# NOTES

# ESC CONGRESS

IN REVIEW

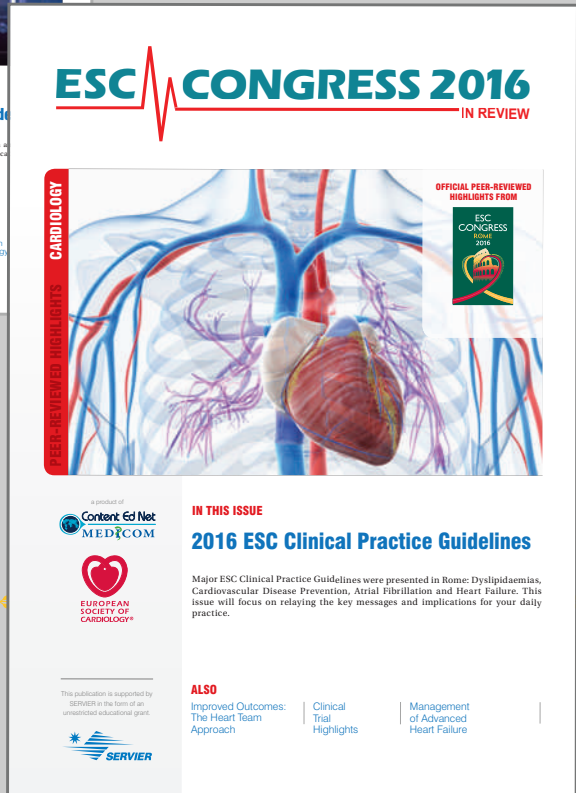
Official peer-reviewed highlights  
from ESC Congress

Check your mailing address  
in your "My ESC" account to  
receive the 2016 edition

Learn more on the ESC stand and  
on Medicom Medical Publishers stand



Read the official  
ESC Congress 2015  
highlights on  
[www.escardio.org/365](http://www.escardio.org/365)





# Your ESC Congress content Online, all year long, for free!

- View the sessions you missed
- Review videos, slides, abstracts and reports
- **NEW:** direct access to ESC TV interviews

## SEARCH

## SEARCH BY TOPIC

- Acute Coronary Syndrome
- Arrhythmias & Pacing
- Basic Science
- Cardiac Imaging
- Heart Failure
- Hypertension
- Interventional Cardiology & Surgery
- Ischemia & Coronary Artery Disease
- Prevention & Rehabilitation
- Valvular Disease and Interventions

Experience it yourself today!  
[www.escardio.org/365](http://www.escardio.org/365)



Boehringer  
Ingelheim



Bristol-Myers Squibb  
Pfizer



Daiichi-Sankyo



NOVARTIS



SERVIER

This platform is supported by AstraZeneca, Bayer, Boehringer Ingelheim, the Bristol-Myers Squibb and Pfizer Alliance, Daiichi Sankyo Europe GmbH, Novartis Pharma AG, and SERVIER in the form of an unrestricted educational grant.



EUROPEAN  
SOCIETY OF  
CARDIOLOGY®



**AMGEN<sup>®</sup>**  
**BRINGING**  
**OVER 35 YEARS**  
**OF BIOTECH**  
**EXPERIENCE TO**  
**AN UNMET NEED**  
**IN CARDIOVASCULAR**  
**DISEASE**

**Visit Us at**  
**Booth E3-L100**

**Amgen Cardiovascular**  
**Amgen (Europe) GmbH**  
Dammstrasse 23 Zug - Switzerland  
[www.amgen.com](http://www.amgen.com)  
©2016 Amgen Inc. All rights reserved.

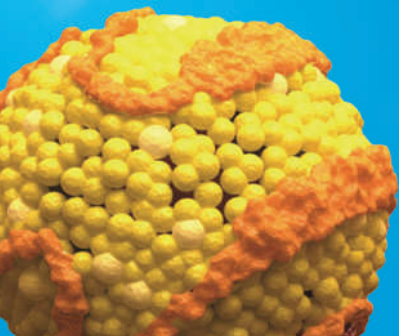
**AMGEN<sup>®</sup>**  
Cardiovascular

# INVITATION



Satellite Symposium at ESC Congress 2016

## PCSK9i: translating data into daily practice



Sunday 28 August 2016, 12.45–13.45

Tallinn-Village 8, Fiera di Roma, Rome, Italy

## PROGRAMME

Chair: Erik Stroes, The Netherlands

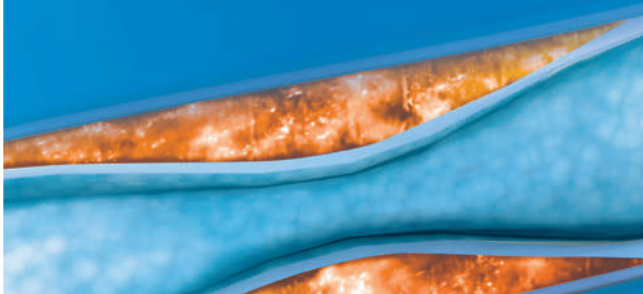
Introduction	Erik Stroes, The Netherlands
PCSK9i: translating the data	Ulrich Laufs, Germany
PCSK9i: treating the right patients in daily practice	Alberto Zambon, Italy
Conclusion	Erik Stroes, The Netherlands

Refreshments will be provided

This Satellite Symposium will be followed by a Satellite Symposium – Experts on the Spot session Tuesday 30 August 2016, 10.15–10.45, The Hub Da Vinci

Satellite Symposium at ESC Congress 2016

## PCSK9i: translating LDL-C lowering into plaque regression and CV event reduction?



Tuesday 30 August 2016, 12.45–13.45

Prague-Village 9, Fiera di Roma, Rome, Italy

## PROGRAMME

Chair: John Kastelein, The Netherlands

Introduction	John Kastelein, The Netherlands
PCSK9i: impacting on plaque regression?	Wolfgang Koenig, Germany
PCSK9i: new horizons in CVD prevention?	Kausik Ray, UK
Conclusion	John Kastelein, The Netherlands

Refreshments will be provided

This Satellite Symposium will be followed by a Satellite Symposium – Experts on the Spot session Tuesday 30 August 2016, 15.45–16.15, The Hub Michelangelo



The image features a dark green background with several decorative elements. A vertical gold line runs down the left side. A horizontal gold line runs across the middle. A dashed gold line curves from the top left towards the right. A solid orange line curves from the left towards the right. A white line curves from the bottom left towards the right. A gold laurel wreath is positioned at the bottom. A gold Greek key border is at the top. The text 'ESC CONGRESS' is in white, 'ROME' is in gold, and '2016' is in white.

ESC CONGRESS  
ROME 2016

**SCIENTIFIC  
PROGRAMME  
BY DAY AND VILLAGE**



# Download the ESC 2016 Mobile App



Browse sessions by Day, Village, Topic, Type or Track & view abstracts, videos, slides & reports

**NEW!** Direct access to Mobile App Interactive Sessions

Create & share your personalised programme (synchronised with your online Scientific Planner)

Receive the latest news

Access exhibitors' details and find onsite practical information

Access maps including ESC Transportation Points

**"ESC 2016" in App Store® / Google Play**



QR code for iOS & Android

## Need help?

Find assistance at the Mobile App Desk located in the walkway (ground floor) between exhibition halls 2&4, and on the SERVIER Stands E3-K100 , E3-K500



ESC 2016 Mobile App is supported by SERVIER in the form of an unrestricted educational grant.





# HANDS-ON TUTORIALS

---



## Devices, Imaging, Clinical Practice

Dedicated programmes from experts  
on the practical application  
of knowledge and skills

**Sign up now in the Hands-On Tutorial room  
or at the Sponsor's Stand  
Places are limited!**



Please note that places in Hands-On sessions are limited.  
Registration is recommended on the sponsor booth or in front of the Hands-On Rooms.

### **13:00–14:00 | Hands-On Room 4 - Exhibition 4**

#### **CT Myocardial Perfusion in Clinical Practice Sponsored by Toshiba Medical Systems Europe BV**

*Presenter: A.J.H.A. Scholte (Leiden, NL)*

##### **Learning objectives:**

Toshiba is offering a series of educational sessions for cardiologists throughout ESC Congress 2016. Each mentored workshop is preceded by a short lecture providing an overview on data acquisition, clinical use and image interpretation. Clinical cases will be analyzed and interpreted by participants on the workstations provided. The maximum number of participants per session is 20 (2 participants per workstation). The workshop language is English.

### **14:00–15:30 | Hands-On Room 2 - Exhibition 4**

#### **Valves are to Flow, as Flow is to Valves. Clinical benefits of advancements in 3D TEE from visualization to quantification Sponsored by Siemens Healthcare GmbH**

*Presenter: H. Houle (Mountain View, US)*

##### **Learning objectives:**

Inseparable Form and Function, means no examination for one is complete without the other. Explore the possibilities with advanced imaging and quantification on the latest premium cardiovascular imaging platform. Evolution of advanced imaging and software technologies has led to dramatic reconstruction of mitral and aortic valve with a click of a button. Automated advanced quantification software provide answers to clinical questions by allowing complex analysis to be performed by enabling easier visualization, better interpretation and faster quantification. In this workshop you will be introduced to techniques for aortic and mitral valve modeling using real-time 3D TEE data. It will introduce you to capabilities of the TEE transducer that provides continuous high frame rate volume color Doppler data so you can understand form and function comprehensively without having to make difficult trade-offs. In addition to basic volume manipulation, automated quantification of left ventricle, quantification of volume color Doppler you will learn the quantification of complex anatomy of mitral and aortic valve advanced analysis capabilities. You will also explore how advanced automated quantification and accelerated workflow will improve the reproducibility of data and results.

### **14:30–15:30 | Hands-On Room 4 - Exhibition 4**

#### **Challenging Cases in Cardiac CT: Arrhythmia Sponsored by Toshiba Medical Systems Europe BV**

*Presenter: R. Bull (Bournemouth, UK)*

##### **Learning objectives:**

Toshiba is offering a series of educational sessions for cardiologists throughout ESC Congress 2016. Each mentored workshop is preceded by a short lecture providing an overview on data acquisition, clinical use and image interpretation. Clinical cases will be analyzed and interpreted by participants on the workstations provided. The maximum number of participants per session is 20 (2 participants per workstation). The workshop language is English.

### **16:00–17:30 | Hands-On Room 2 - Exhibition 4**

#### **New possibilities in CT cardiac imaging - Low dose in challenging situations Sponsored by Siemens Healthcare GmbH**

*Presenter: K. Nieman (Rotterdam, NL)*

##### **Learning objectives:**

Nowadays, high-end CTs offer individualized diagnoses, especially when it comes to challenging situations such as advanced age, progressed disease state or irregular heart rhythm. A significant number of patients are unable to hold their breath, or to hold still at all. This hands-on tutorial will provide insight to our newest dose saving techniques and provide valuable tips how to achieve excellent quality in cardiac imaging. High intravascular contrast scans at lower radiation doses are possible making computer tomography the first choice for the detection of early signs of coronary heart disease. A presentation of clinical cases completes this session.

Please note that places in Hands-On sessions are limited.  
Registration is recommended on the sponsor booth or in front of the Hands-On Rooms.

**09:00–10:30 | Hands-On Room 1 - Exhibition 4**

**Why is Global Longitudinal Strain important in patients with valvular diseases?**

**Sponsored by Philips Healthcare**

*Presenter: A. Apor (Budapest, HU)*

**Learning objectives:**

During this session deformation imaging will be presented and attendees will learn how Anatomical Intelligence tools can help in the assessment of Global Longitudinal Strain of patients with valvular diseases, including a hands-on session on our Cardiology informatics solution, demonstrating how to efficiently manage information provided by different imaging modalities and help to plan interventional treatment.

**09:00–10:30 | Hands-On Room 2 - Exhibition 4**

**High accuracy in complex coronary lesion**

**Sponsored by Siemens Healthcare GmbH**

*Presenter: K. Nieman (Rotterdam, NL)*

**Learning objectives:**

A non-invasive method for triaging patients with suspected coronary artery disease (CAD) is highly desirable, in order to differentiate those with and without significant stenosis. Currently, coronary CT angiography (CTA) appears in well selected cases to provide the most promising technique to achieve this goal and has made it into clinical routine. This hands-on tutorial will give insight about our newest dose saving techniques, main indications and provides you with valuable tips and tricks. A presentation of clinical cases completes this session.

**10:00–11:00 | Hands-On Room 4 - Exhibition 4**

**Coronary Subtraction – Improving the Evaluation of Calcified Coronary Arteries on CT**

**Sponsored by Toshiba Medical Systems Europe BV**

*Presenter: D. Vilades Medel (Barcelona, ES)*

**Learning objectives:**

Toshiba is offering a series of educational sessions for cardiologists throughout ESC Congress 2016. Each mentored workshop is preceded by a short lecture providing an overview on data acquisition, clinical use and image interpretation. Clinical cases will be analyzed and interpreted by participants on the workstations provided. The maximum number of participants per session is 20 (2 participants per workstation). The workshop language is English.

**10:00–11:00 | Hands-On Room 5 - Exhibition 4**

**Sleep Apnea, from screening to therapy**

**Sponsored by ResMed**

*Presenter: C. Schoebel (Berlin, DE)*

**Learning objectives:**

Through clinical cases, participants will learn about Sleep Disordered Breathing, their impact on patients with cardiovascular diseases, the tools available for cardiologists to specifically screen for SDB in their patients, and finally the diagnosis and therapeutic options. They will have a chance to understand practicality of sleep testing solution for screening and diagnosis of SDB through hands on.

**11:00–12:00 | Hands-On Room 1 - Exhibition 4**

**Interventional Cardiology with Echonavigator guidance**

**Sponsored by Philips Healthcare**

*Presenter: F.F. Faletra (Lugano, CH)*

**Learning objectives:**

During this session the role of Interventional Cardiology with case discussion will be presented.

**11:30–12:30 | Hands-On Room 4 - Exhibition 4****Dedicated Workflow for CT TAVI Planning****Sponsored by Toshiba Medical Systems Europe BV***Presenter: J. Stirrup (London, UK)***Learning objectives:**

Toshiba is offering a series of educational sessions for cardiologists throughout ESC Congress 2016. Each mentored workshop is preceded by a short lecture providing an overview on data acquisition, clinical use and image interpretation. Clinical cases will be analyzed and interpreted by participants on the workstations provided. The maximum number of participants per session is 20 (2 participants per workstation). The workshop language is English.

**12:30–13:30 | Hands-On Room 1 - Exhibition 4****Fundamentals of physiological measurements in the interventional lab today and their clinical value****Sponsored by Philips Healthcare***Presenters: A. Gaspardone (Rome, IT); G. Tarantini (Padua, IT)***Learning objectives:**

During this Interventional Cardiology oriented session, the role of precision guided technologies in the interventional cathlab today will be discussed.

**13:00–14:00 | Hands-On Room 4 - Exhibition 4****CT for post-TAVI follow up****Sponsored by Toshiba Medical Systems Europe BV***Presenter: K.F. Kofoed (Copenhagen, DK)***Learning objectives:**

Toshiba is offering a series of educational sessions for cardiologists throughout ESC Congress 2016. Each mentored workshop is preceded by a short lecture providing an overview on data acquisition, clinical use and image interpretation. Clinical cases will be analyzed and interpreted by participants on the workstations provided. The maximum number of participants per session is 20 (2 participants per workstation). The workshop language is English.

**13:00–14:30 | Hands-On Room 2 - Exhibition 4****CT Cardiac Imaging - CT Dynamic Myocardial Perfusion****Sponsored by Siemens Healthcare GmbH***Presenter: K. Nieman (Rotterdam, NL)***Learning objectives:**

Coronary CT Angiography (cCTA) is well-established in diagnosing patients with significant coronary stenosis. However, there are many patients where the question of the hemodynamic significance of the stenosis remains. Here CT Dynamic Myocardial Perfusion Imaging offers the possibility to identify these patients actually benefitting from a coronary revascularization. In this hands-on tutorial you will learn about our newest dose saving techniques for both cCTA and the main indications for CT Dynamic Myocardial Perfusion Imaging, providing you with valuable tips and tricks to optimize your patient care and clinical workflow. A presentation of clinical cases completes this session.

**13:45–14:45 | Hands-On Room 3 - Exhibition 4****Clinical Value of 3D Wall Motion Tracking****Sponsored by Toshiba Medical Systems Europe BV***Presenter: H.-J. Nesser (Linz, AT)***Learning objectives:**

Toshiba is offering a series of educational sessions for cardiologists throughout ESC Congress 2016. Each mentored workshop is preceded by a short lecture providing an overview on data acquisition, clinical use and image interpretation. Clinical cases will be analyzed and interpreted by participants on the workstations provided. The maximum number of participants per session is 20 (2 participants per workstation). The workshop language is English.

**14:00–15:00 | Hands-On Room 1 - Exhibition 4****How the use of Heart Model may improve echocardiographic assessment of the left heart, Romanian approach****Sponsored by Philips Healthcare***Presenter: O. Chioncel (Bucharest, RO)***Learning objectives:**

During this session, dedicated to Anatomical Intelligence of Ultrasound, participants will learn how the newly expanded set of Anatomical Intelligence tools can help quickly and precisely assess left ventricle and left atrium function in the course of different medical disorders.

**14:30–15:30 | Hands-On Room 4 - Exhibition 4**

**CT FFR case review**

**Sponsored by Toshiba Medical Systems Europe BV**

*Presenter: S. Seneviratne (Clayton, AU)*

**Learning objectives:**

Toshiba is offering a series of educational sessions for cardiologists throughout ESC Congress 2016. Each mentored workshop is preceded by a short lecture providing an overview on data acquisition, clinical use and image interpretation. Clinical cases will be analyzed and interpreted by participants on the workstations provided. The maximum number of participants per session is 20 (2 participants per workstation). The workshop language is English.

**15:00–16:00 | Hands-On Room 5 - Exhibition 4**

**Sleep Apnea, from screening to therapy**

**Sponsored by ResMed**

*Presenter: C. Schoebel (Berlin, DE)*

**Learning objectives:**

Through clinical cases, participants will learn about Sleep Disordered Breathing, their impact on patients with cardiovascular diseases, the tools available for cardiologists to specifically screen for SDB in their patients, and finally the diagnosis and therapeutic options. They will have a chance to understand practicality of sleep testing solution for screening and diagnosis of SDB through hands on.

**15:00–16:30 | Hands-On Room 2 - Exhibition 4**

**Valves are to Flow, as Flow is to Valves. Clinical benefits of advancements in 3D TEE from visualization to quantification**

**Sponsored by Siemens Healthcare GmbH**

*Presenter: H. Houle (Mountain View, US)*

**Learning objectives:**

Inseparable Form and Function, means no examination for one is complete without the other. Explore the possibilities with advanced imaging and quantification on the latest premium cardiovascular imaging platform. Evolution of advanced imaging and software technologies has led to dramatic reconstruction of mitral and aortic valve with a click of a button. Automated advanced quantification software provide answers to clinical questions by allowing complex analysis to be performed by enabling easier visualization, better interpretation and faster quantification. In this workshop you will be introduced to techniques for aortic and mitral valve modeling using real-time 3D TEE data. It will introduce you to capabilities of the TEE transducer that provides continuous high frame rate volume color Doppler data so you can understand form and function comprehensively without having to make difficult trade-offs. In addition to basic volume manipulation, automated quantification of left ventricle, quantification of volume color Doppler you will learn the quantification of complex anatomy of mitral and aortic valve advanced analysis capabilities. You will also explore how advanced automated quantification and accelerated workflow will improve the reproducibility of data and results.

**15:30–16:30 | Hands-On Room 1 - Exhibition 4**

**How the use of Heart Model may improve echocardiographic assessment of the left heart, Spanish approach**

**Sponsored by Philips Healthcare**

*Presenter: J. Solis (Madrid, ES)*

**Learning objectives:**

During this session, dedicated to Anatomical Intelligence of Ultrasound, participants will learn how the newly expanded set of Anatomical Intelligence tools can help quickly and precisely assess left ventricle and left atrium function in the course of different medical disorders.

**17:00–18:00 | Hands-On Room 1 - Exhibition 4**

**Performance evaluation of a new near-patient troponin system to rapidly rule out NSTEMI patients**

**Sponsored by Philips Healthcare**

*Presenter: V. Semjonow (Salon-de-Provence, FR)*

**Learning objectives:**

During this session the performance evaluation of the portable bloodtest regarding Cardial Troponine will be presented. Participants will also get the opportunity to experience the ease of use of this portable system for near-patient testing.



Please note that places in Hands-On sessions are limited.  
Registration is recommended on the sponsor booth or in front of the Hands-On Rooms.

### **09:00–10:30 | Hands-On Room 1 - Exhibition 4**

#### **Why is Global Longitudinal Strain important in patients with valvular diseases?**

**Sponsored by Philips Healthcare**

*Presenter: A. Apor (Budapest, HU)*

#### **Learning objectives:**

During this session deformation imaging will be presented and attendees will learn how Anatomical Intelligence tools can help in the assessment of Global Longitudinal Strain of patients with valvular diseases, including a hands-on session on our Cardiology informatics solution, demonstrating how to efficiently manage information provided by different imaging modalities and help to plan interventional treatment.

### **09:00–10:30 | Hands-On Room 2 - Exhibition 4**

#### **Strain Imaging - What is it? How to do it?**

**Sponsored by Siemens Healthcare GmbH**

*Presenter: S. Carasso (Poria, IL)*

#### **Learning objectives:**

Acute and chronic cardiac ischemic disease, valvular heart disease, cardiomyopathies, diabetes mellitus and hypertension are just a few of the cardiovascular diseases presenting early alterations of the cardiac geometry and function. They may not be detected by conventional echocardiographic parameters. Therefore, real time ultrasound techniques that provide an analysis of myocardial function emerged as a necessity to detect subclinical involvement of the myocardium in various cardiac conditions. In this hands-on tutorial you will learn basic and advanced theoretical knowledge about myocardial deformation, assessed by new echocardiographic techniques.

### **10:00–11:00 | Hands-On Room 4 - Exhibition 4**

#### **CT Myocardial Perfusion in Clinical Practice**

**Sponsored by Toshiba Medical Systems Europe BV**

*Presenter: A.J.H.A. Scholte (Leiden, NL)*

#### **Learning objectives:**

Toshiba is offering a series of educational sessions for cardiologists throughout ESC Congress 2016. Each mentored workshop is preceded by a short lecture providing an overview on data acquisition, clinical use and image interpretation. Clinical cases will be analyzed and interpreted by participants on the workstations provided. The maximum number of participants per session is 20 (2 participants per workstation). The workshop language is English.

### **10:00–11:00 | Hands-On Room 5 - Exhibition 4**

#### **Sleep Apnea, from screening to therapy**

**Sponsored by ResMed**

*Presenter: C. Schoebel (Berlin, DE)*

#### **Learning objectives:**

Through clinical cases, participants will learn about Sleep Disordered Breathing, their impact on patients with cardiovascular diseases, the tools available for cardiologists to specifically screen for SDB in their patients, and finally the diagnosis and therapeutic options. They will have a chance to understand practicality of sleep testing solution for screening and diagnosis of SDB through hands on.

### **11:00–12:00 | Hands-On Room 1 - Exhibition 4**

#### **How the use of Heart Model may improve echocardiographic assessment of the left heart, French approach**

**Sponsored by Philips Healthcare**

*Presenter: F. Levy (Monaco, MC)*

#### **Learning objectives:**

During this session, dedicated to Anatomical Intelligence of Ultrasound, participants will learn how the newly expanded set of Anatomical Intelligence tools can help quickly and precisely assess left ventricle and left atrium function in the course of different medical disorders.

**11:00–12:30 | Hands-On Room 2 - Exhibition 4**

**CT TAVI planning - Precise and reproducible results**  
Sponsored by Siemens Healthcare GmbH

*Presenter: K. Nieman (Rotterdam, NL)*

**Learning objectives:**

A non-invasive method for triaging patients with suspected coronary artery disease (CAD) is highly desirable, in order to differentiate those with and without significant stenosis. Currently, coronary CT angiography (CTA) appears in well selected cases to provide the most promising technique to achieve this goal and has made it into clinical routine. This hands-on tutorial will give insight about our newest dose saving techniques, main indications and provides you with valuable tips and tricks. A presentation of clinical cases completes this session.

**11:30–12:30 | Hands-On Room 4 - Exhibition 4**

**Challenging Cases in Cardiac CT: Arrhythmia**  
Sponsored by Toshiba Medical Systems Europe BV

*Presenter: R. Bull (Bournemouth, UK)*

**Learning objectives:**

Toshiba is offering a series of educational sessions for cardiologists throughout ESC Congress 2016. Each mentored workshop is preceded by a short lecture providing an overview on data acquisition, clinical use and image interpretation. Clinical cases will be analyzed and interpreted by participants on the workstations provided. The maximum number of participants per session is 20 (2 participants per workstation). The workshop language is English.

**12:30–13:30 | Hands-On Room 1 - Exhibition 4**

**IVUS image interpretation**  
Sponsored by Philips Healthcare

*Presenters: A. Gaspardone (Rome, IT); G. Tarantini (Padua, IT)*

**Learning objectives:**

This Interventional Cardiology oriented session will discuss the image interpretation of precision guided technologies in the interventional cathlab today.

**13:00–14:00 | Hands-On Room 4 - Exhibition 4**

**Coronary Subtraction – Improving the Evaluation of Calcified Coronary Arteries on CT**  
Sponsored by Toshiba Medical Systems Europe BV

*Presenter: D. Vilades Medel (Barcelona, ES)*

**Learning objectives:**

Toshiba is offering a series of educational sessions for cardiologists throughout ESC Congress 2016. Each mentored workshop is preceded by a short lecture providing an overview on data acquisition, clinical use and image interpretation. Clinical cases will be analyzed and interpreted by participants on the workstations provided. The maximum number of participants per session is 20 (2 participants per workstation). The workshop language is English.

**13:00–14:30 | Hands-On Room 2 - Exhibition 4**

**Cardiac magnetic resonance imaging in cardiomyopathies and ischemic heart disease**  
Sponsored by Siemens Healthcare GmbH

*Presenter: S. Greulich (Stuttgart, DE)*

**Learning objectives:**

This Hands-on Tutorial offers the opportunity to read cardiac magnetic resonance (CMR) studies together with an experienced interpreter. This session focuses on cardiomyopathies and myocarditis. Standard protocols will be demonstrated, including evaluation of cardiac function, and typical delayed enhancement phenomena for specific cardiac diseases (e.g. HCM, DCM, cardiac amyloidosis etc.).

Furthermore, the session will focus on ischemic heart disease. Current standard protocols will be demonstrated, including evaluation of cardiac function, adenosine stress perfusion, and delayed enhancement. Many practical tips and tricks will be presented, for example, on how to speed up data acquisition or standardized interpretation.

Multiple clinical cases will be demonstrated on MR workstations. The participants will be able to read the studies themselves and interpret the findings.

**13:45–14:45 | Hands-On Room 3 - Exhibition 4****Clinical Value of 2D Wall Motion Tracking****Sponsored by Toshiba Medical Systems Europe BV***Presenter: L. Perez De Isla (Madrid, ES)***Learning objectives:**

Toshiba is offering a series of educational sessions for cardiologists throughout ESC Congress 2016. Each mentored workshop is preceded by a short lecture providing an overview on data acquisition, clinical use and image interpretation. Clinical cases will be analyzed and interpreted by participants on the workstations provided. The maximum number of participants per session is 20 (2 participants per workstation). The workshop language is English.

**14:00–15:00 | Hands-On Room 1 - Exhibition 4****Interventional Cardiology with Echonavigator guidance****Sponsored by Philips Healthcare***Presenter: F.F. Faletra (Lugano, CH)***Learning objectives:**

During this session the role of Interventional Cardiology with case discussion will be presented.

**15:00–16:00 | Hands-On Room 5 - Exhibition 4****Sleep Apnea, from screening to therapy****Sponsored by ResMed***Presenter: C. Schoebel (Berlin, DE)***Learning objectives:**

Through clinical cases, participants will learn about Sleep Disordered Breathing, their impact on patients with cardiovascular diseases, the tools available for cardiologists to specifically screen for SDB in their patients, and finally the diagnosis and therapeutic options. They will have a chance to understand practicality of sleep testing solution for screening and diagnosis of SDB through hands on.

**15:00–16:30 | Hands-On Room 2 - Exhibition 4****SPECT and PET in the evaluation of coronary artery disease****Sponsored by Siemens Healthcare GmbH***Presenter: G.J.G. Platsch (Erlangen, DE)***Learning objectives:**

This hands-on tutorial offers the opportunity to read cardiac single photon emission computed tomography (SPECT) and positron emission tomography (PET) studies together with an experienced interpreter. The focus of the session is on myocardial perfusion and viability imaging used for the diagnosis of ischemic heart disease. Patient preparation, current standard scanning protocols, image processing and reading will be demonstrated. The session will include quality control, evaluation of regional myocardial perfusion and cardiac function such as left ventricular volumes, wall motion and wall thickening. A variety of practical tips and tricks will be presented. Participants will review and interpret multiple clinical cases.

**15:30–16:30 | Hands-On Room 1 - Exhibition 4****How the use of Heart Model may improve echocardiographic assessment of the left heart, Romanian approach****Sponsored by Philips Healthcare***Presenter: O. Chioncel (Bucharest, RO)***Learning objectives:**

During this session, dedicated to Anatomical Intelligence of Ultrasound, participants will learn how the newly expanded set of Anatomical Intelligence tools can help quickly and precisely assess left ventricle and left atrium function in the course of different medical disorders.

**17:00–18:00 | Hands-On Room 1 - Exhibition 4****Performance evaluation of a new near-patient troponin system to rapidly rule out NSTEMI patients****Sponsored by Philips Healthcare***Presenter: V. Semjonow (Salon-de-Provence, FR)***Learning objectives:**

During this session the performance evaluation of the portable bloodtest regarding Cardial Troponine will be presented. Participants will also get the opportunity to experience the ease of use of this portable system for near-patient testing.

Please note that places in Hands-On sessions are limited.  
Registration is recommended on the sponsor booth or in front of the Hands-On Rooms.

### **09:00–10:30 | Hands-On Room 1 - Exhibition 4**

#### **Why is Global Longitudinal Strain important in patients with valvular diseases?**

**Sponsored by Philips Healthcare**

*Presenter: A. Apor (Budapest, HU)*

#### **Learning objectives:**

During this session deformation imaging will be presented and attendees will learn how Anatomical Intelligence tools can help in the assessment of Global Longitudinal Strain of patients with valvular diseases, including a hands-on session on our Cardiology informatics solution, demonstrating how to efficiently manage information provided by different imaging modalities and help to plan interventional treatment.

### **09:00–10:30 | Hands-On Room 2 - Exhibition 4**

#### **Cardiac magnetic resonance imaging in cardiomyopathies and ischemic heart disease**

**Sponsored by Siemens Healthcare GmbH**

*Presenter: S. Greulich (Stuttgart, DE)*

#### **Learning objectives:**

This Hands-on Tutorial offers the opportunity to read cardiac magnetic resonance (CMR) studies together with an experienced interpreter. This session focuses on cardiomyopathies and myocarditis. Standard protocols will be demonstrated, including evaluation of cardiac function, and typical delayed enhancement phenomena for specific cardiac diseases (e.g. HCM, DCM, cardiac amyloidosis etc.).

Furthermore, the session will focus on ischemic heart disease. Current standard protocols will be demonstrated, including evaluation of cardiac function, adenosine stress perfusion, and delayed enhancement. Many practical tips and tricks will be presented, for example, on how to speed up data acquisition or standardized interpretation.

Multiple clinical cases will be demonstrated on MR workstations. The participants will be able to read the studies themselves and interpret the findings.

### **10:00–11:00 | Hands-On Room 4 - Exhibition 4**

#### **Dedicated Workflow for CT TAVI Planning**

**Sponsored by Toshiba Medical Systems Europe BV**

*Presenter: J. Stirrup (London, UK)*

#### **Learning objectives:**

Toshiba is offering a series of educational sessions for cardiologists throughout ESC Congress 2016. Each mentored workshop is preceded by a short lecture providing an overview on data acquisition, clinical use and image interpretation. Clinical cases will be analyzed and interpreted by participants on the workstations provided. The maximum number of participants per session is 20 (2 participants per workstation). The workshop language is English.

### **10:00–11:00 | Hands-On Room 5 - Exhibition 4**

#### **Sleep Apnea, from screening to therapy**

**Sponsored by ResMed**

*Presenter: C. Schoebel (Berlin, DE)*

#### **Learning objectives:**

Through clinical cases, participants will learn about Sleep Disordered Breathing, their impact on patients with cardiovascular diseases, the tools available for cardiologists to specifically screen for SDB in their patients, and finally the diagnosis and therapeutic options. They will have a chance to understand practicality of sleep testing solution for screening and diagnosis of SDB through hands on.

### **11:00–12:00 | Hands-On Room 1 - Exhibition 4**

#### **Interventional Cardiology with Echonavigator guidance**

**Sponsored by Philips Healthcare**

*Presenter: F.F. Faletra (Lugano, CH)*

#### **Learning objectives:**

During this session the role of Interventional Cardiology with case discussion will be presented.

**11:00–12:30 | Hands-On Room 2 - Exhibition 4****SPECT and PET in the evaluation of coronary artery disease****Sponsored by Siemens Healthcare GmbH***Presenter: G.J.G. Platsch (Erlangen, DE)***Learning objectives:**

This hands-on tutorial offers the opportunity to read cardiac single photon emission computed tomography (SPECT) and positron emission tomography (PET) studies together with an experienced interpreter. The focus of the session is on myocardial perfusion and viability imaging used for the diagnosis of ischemic heart disease. Patient preparation, current standard scanning protocols, image processing and reading will be demonstrated. The session will include quality control, evaluation of regional myocardial perfusion and cardiac function such as left ventricular volumes, wall motion and wall thickening. A variety of practical tips and tricks will be presented. Participants will review and interpret multiple clinical cases.

**11:30–12:30 | Hands-On Room 4 - Exhibition 4****CT for post-TAVI follow up****Sponsored by Toshiba Medical Systems Europe BV***Presenter: K.F. Kofoed (Copenhagen, DK)***Learning objectives:**

Toshiba is offering a series of educational sessions for cardiologists throughout ESC Congress 2016. Each mentored workshop is preceded by a short lecture providing an overview on data acquisition, clinical use and image interpretation. Clinical cases will be analyzed and interpreted by participants on the workstations provided. The maximum number of participants per session is 20 (2 participants per workstation). The workshop language is English.

**12:30–13:30 | Hands-On Room 1 - Exhibition 4****How the use of Heart Model may improve echocardiographic assessment of the left heart, Spanish approach****Sponsored by Philips Healthcare***Presenter: J. Solis (Madrid, ES)***Learning objectives:**

During this session, dedicated to Anatomical Intelligence of Ultrasound, participants will learn how the newly expanded set of Anatomical Intelligence tools can help quickly and precisely assess left ventricle and left atrium function in the course of different medical disorders.

**13:00–14:00 | Hands-On Room 4 - Exhibition 4****CT FFR case review****Sponsored by Toshiba Medical Systems Europe BV***Presenter: S. Seneviratne (Clayton, AU)***Learning objectives:**

Toshiba is offering a series of educational sessions for cardiologists throughout ESC Congress 2016. Each mentored workshop is preceded by a short lecture providing an overview on data acquisition, clinical use and image interpretation. Clinical cases will be analyzed and interpreted by participants on the workstations provided. The maximum number of participants per session is 20 (2 participants per workstation). The workshop language is English.

**13:00–14:30 | Hands-On Room 2 - Exhibition 4****Strain Imaging - What is it? How to do it?****Sponsored by Siemens Healthcare GmbH***Presenter: S. Carasso (Poria, IL)***Learning objectives:**

Acute and chronic cardiac ischemic disease, valvular heart disease, cardiomyopathies, diabetes mellitus and hypertension are just a few of the cardiovascular diseases presenting early alterations of the cardiac geometry and function. They may not be detected by conventional echocardiographic parameters. Therefore, real time ultrasound techniques that provide an analysis of myocardial function emerged as a necessity to detect subclinical involvement of the myocardium in various cardiac conditions. In this hands-on tutorial you will learn basic and advanced theoretical knowledge about myocardial deformation, assessed by new echocardiographic techniques.

**13:45–14:45 | Hands-On Room 3 - Exhibition 4**

**Sports cardiology in Young Athletes**

**Sponsored by Toshiba Medical Systems Europe BV**

*Presenter: G.E. Pieles (Bristol, UK)*

**Learning objectives:**

Toshiba is offering a series of educational sessions for cardiologists throughout ESC Congress 2016. Each mentored workshop is preceded by a short lecture providing an overview on data acquisition, clinical use and image interpretation. Clinical cases will be analyzed and interpreted by participants on the workstations provided. The maximum number of participants per session is 20 (2 participants per workstation). The workshop language is English.

**14:00–15:00 | Hands-On Room 1 - Exhibition 4**

**Fundamentals of physiological measurements in the interventional lab today and their clinical value  
Sponsored by Philips Healthcare**

*Presenters: A. Gaspardone (Rome, IT); G. Tarantini (Padua, IT)*

**Learning objectives:**

During this Interventional Cardiology oriented session, the role of precision guided technologies in the interventional cathlab today will be discussed.

**15:00–16:30 | Hands-On Room 2 - Exhibition 4**

**Cardiac magnetic resonance imaging in cardiomyopathies and ischemic heart disease  
Sponsored by Siemens Healthcare GmbH**

*Presenter: S. Greulich (Stuttgart, DE)*

**Learning objectives:**

This Hands-on Tutorial offers the opportunity to read cardiac magnetic resonance (CMR) studies together with an experienced interpreter. This session focuses on cardiomyopathies and myocarditis. Standard protocols will be demonstrated, including evaluation of cardiac function, and typical delayed enhancement phenomena for specific cardiac diseases (e.g. HCM, DCM, cardiac amyloidosis etc.).

Furthermore, the session will focus on ischemic heart disease. Current standard protocols will be demonstrated, including evaluation of cardiac function, adenosine stress perfusion, and delayed enhancement. Many practical tips and tricks will be presented, for example, on how to speed up data acquisition or standardized interpretation.

Multiple clinical cases will be demonstrated on MR workstations. The participants will be able to read the studies themselves and interpret the findings.

**15:30–16:30 | Hands-On Room 1 - Exhibition 4**

**How the use of Heart Model may improve echocardiographic assessment of the left heart, French approach**

**Sponsored by Philips Healthcare**

*Presenter: F. Levy (Monaco, MC)*

**Learning objectives:**

During this session, dedicated to Anatomical Intelligence of Ultrasound, participants will learn how the newly expanded set of Anatomical Intelligence tools can help quickly and precisely assess left ventricle and left atrium function in the course of different medical disorders.

**17:00–18:00 | Hands-On Room 1 - Exhibition 4**

**IVUS image interpretation**

**Sponsored by Philips Healthcare**

*Presenters: A. Gaspardone (Rome, IT); G. Tarantini (Padua, IT)*

**Learning objectives:**

During this Interventional Cardiology oriented session the image interpretation of precision guided technologies in the interventional cathlab today will be discussed.

# ESC CONGRESS

## ROME 2016

SATURDAY

# SATURDAY 27 AUGUST



Browse the most up-to-date Scientific Programme in the “ESC 2016” Mobile App.



Missed a session? Need to see it again?  
Consult videos, slides, abstracts, reports and ESC TV interviews on **ESC Congress 365**, your free access to ESC Congress content all year long.  
[www.escardio.org/365](http://www.escardio.org/365)



Tweet about your favourite sessions: **#ESCcongress**

**09:00–10:30 | Forum - The Hub**

**NON-COMPETITIVE SPORT: COUNSELLING AND ISSUING A HEALTH CERTIFICATE  
General Cardiology for Physicians, Technicians and General Practitioners**

Symposium

Chairperson(s): A. Pelliccia (Rome, IT); C.D. Lionis (Heraklion, GR)

09:00	<b>In a patient with coronary artery disease.</b> – M. Borjesson (Vastra Frolunda, SE)	1
09:22	<b>In a patient with heart failure.</b> – M.F. Piepoli (Piacenza, IT)	2
09:45	<b>In a patient with hypertension.</b> – M. Ferrini (Lyon, FR)	3
10:07	<b>In a patient with atrial fibrillation.</b> – L. Calo' (Marino, IT)	4

**09:00–10:30 | Galileo - The Hub**

*Session translated in Italian*

**NURSING ROLES ACROSS THE CONTINUUM OF CARE  
General Cardiology for Nurses and Allied Professionals**

Symposium

Chairperson(s): A. Durante (Rho, IT); T.M. Norekval (Bergen, NO)

09:00	<b>Triage of cardiac patients in the emergency department.</b> – A. Raso (Rome, IT)	5
09:22	<b>The nurse's role in identifying non-acute coronary syndrome chest pain.</b> – S.J. Ingram (Dublin, IE)	6
09:45	<b>Prevention: putting patients and families at the centre of care.</b> – N. Simonelli (Milan, IT)	7
10:07	<b>Ensuring good transition from hospital to home.</b> – D. D'Angelo (Rome, IT)	8

**09:00–09:45 | Raphael - The Hub**



**2015 INFECTIVE ENDOCARDITIS GUIDELINES IN FRANCE  
My NCS@ESC**

Guidelines in Daily Practice

Chairperson(s): G. Habib (Marseille, FR); E. Brochet (Paris, FR)

09:00	<b>A patient with infective endocarditis complicated by heart failure and haemorrhagic stroke: to operate or not? - Clinical case.</b> – C. Bouletti (Paris, FR)	9
09:11	<b>A patient with infective endocarditis complicated by heart failure and haemorrhagic stroke: to operate or not? - What do the Guidelines say?</b> – B. Lung (Paris, FR)	10
09:22	<b>2015 Infective endocarditis Guidelines - Clinical practice in France.</b> – F. Delahaye (Bron, FR)	11
09:33	<b>2015 Infective endocarditis Guidelines in France - Discussion with the audience and take home messages.</b> – G. Habib (Marseille, FR)	12

**09:00–09:45 | Da Vinci - The Hub**



**2015 PULMONARY HYPERTENSION GUIDELINES IN ITALY  
My NCS@ESC**

Guidelines in Daily Practice

Chairperson(s): A. Di Lenarda (Trieste, IT); F. Romeo (Rome, IT)

09:00	<b>Pulmonary hypertension in Alagille syndrome - Clinical case.</b> – G.P. Ussia (Rome, IT)	13
09:11	<b>Pulmonary hypertension in Alagille syndrome - What do the Guidelines say?</b> – I. Enea (Ercole, IT)	14
09:22	<b>2015 Pulmonary hypertension Guidelines - Clinical practice in Italy.</b> – C.D. Vizza (Rome, IT)	15
09:33	<b>2015 Pulmonary hypertension Guidelines in Italy - Discussion with the audience and take home message.</b> – A. Di Lenarda (Trieste, IT)	16



09:00–09:45 | Bernini - The Hub

2015 ACUTE CORONARY SYNDROME GUIDELINES IN CROATIA  
My NCS@ESC



Guidelines in Daily Practice

Chairperson(s): To be announced; D. Milicic (Zagreb, HR)

09:00	<b>Saving life in acute coronary syndrome patient - How far can we go? - Clinical case.</b>	17
	– J.B. Bulum (Zagreb, HR)	
09:11	<b>Saving life in acute coronary syndrome patient - How far can we go? - What do the Guidelines say?</b>	18
	– B. Skoric (Zagreb, HR)	
09:22	<b>2015 Acute coronary syndrome Guidelines - Clinical practice in Croatia.</b>	19
	– Z. Babic (Zagreb, HR)	
09:33	<b>2015 Acute coronary syndromes Guidelines in Croatia - Discussion with the audience and take home message.</b>	20
	– D. Milicic (Zagreb, HR)	

09:00–09:45 | Michelangelo - The Hub

2015 PERICARDIAL DISEASES GUIDELINES IN EGYPT  
My NCS@ESC



Guidelines in Daily Practice

Chairperson(s): M. Abbady (Giza, EG); A.K.E.D. Aboul Magd (Cairo, EG)

09:00	<b>Clinical case.</b>	21
	– M. Abd Elghany (Cairo, EG)	
09:11	<b>Clinical case - What do the Guidelines say?</b>	22
	– H. Aboul Einen (Benha, EG)	
09:22	<b>2015 Pericardial diseases Guidelines - Clinical practice in Egypt.</b>	23
	– A.A. Reda (Cairo, EG)	
09:33	<b>2015 Pericardial diseases Guidelines in Egypt - Discussion with the audience and take home message.</b>	24
	– M. Abbady (Giza, EG)	

09:00–10:30 | Sarajevo - Village 2

HEART-TEAM BASED MANAGEMENT OF MITRAL REGURGITATION: WHEN THE CARDIOLOGISTS MEET THE SURGEONS  
Surgeon track



Symposium

Chairperson(s): T.A.F. Folliguet (Vandoeuvre-lès-Nancy, FR); A. Nobre (Lisbon, PT)

09:00	<b>Anatomy of the MV and implications for surgical and interventional treatment (Live in a box).</b>	25
	– J.F.O. Obadia (Lyon-Bron, FR)	
09:10	<b>Anatomical pitfalls in MV surgery.</b>	26
	– O. Alfieri (Brescia, IT)	
09:25	<b>Anatomical pitfalls in transcatheter treatment of MR.</b>	27
	– A. Latib (Milan, IT)	
09:40	<b>Case based heart-team for MR - An old patient with severe degenerative MR and heavily calcified annulus (echo-procedure video).</b>	28
	– M. De Bonis (Milan, IT)	
09:55	<b>Case based heart-team for MR - Uncle SAM (echo + procedure video).</b>	29
	– P. Denti (Milan, IT)	
10:10	<b>Immediate suboptimal MV repair results: what is acceptable?</b>	30
	– P. Punjabi (London, UK)	
10:20	<b>Discussion.</b>	31

09:50–10:30 | Raphael - The Hub

MINI QUIZ ON 2015 ESC GUIDELINES – FRANCE  
My NCS@ESC



Special Session

Chairperson(s): G. Habib (Marseille, FR); E. Brochet (Paris, FR)

09:50	<b>Mini quiz panel members.</b>	32
	– F. Bauer (Rouen, FR), P. Charron (Paris, FR), A. Cohen (Paris, FR), E. Durand (Rouen, FR), L. Ernande (Paris, FR), B. Lung (Paris, FR), R.P. Martins (Rennes, FR)	

09:50–10:30 | Da Vinci - The Hub

MINI QUIZ ON 2015 ESC GUIDELINES – ITALY  
My NCS@ESC



Special Session

Chairperson(s): A. Di Lenarda (Trieste, IT); F. Romeo (Rome, IT)

09:50	<b>Mini quiz panel members.</b>	33
	– C. D'Agostino (Bari, IT), M. D'Alto (Naples, IT), M. Rugolotto (Treviso, IT), F. Bux (Bari, IT), M. Vatrano (Catanzaro, IT), To be announced	

09:50–10:30 | Bernini - The Hub



**MINI QUIZ ON 2015 ESC GUIDELINES – CROATIA**  
My NCS@ESC

Chairperson(s): To be announced; D. Milicic (Zagreb, HR)

- 09:50 **Mini quiz panel members.** 34  
 – D. Delic-Brkljacic (Zagreb, HR), D. Duplancic (Split, HR), S. Manola (Zagreb, HR), E. Margetic (Zagreb, HR),  
 D. Pocanic (Zagreb, HR), J. Separovic Hanzevacki (Zagreb, HR)

09:50–10:30 | Michelangelo - The Hub



**MINI QUIZ ON 2015 ESC GUIDELINES – EGYPT**  
My NCS@ESC

Chairperson(s): M. Abbady (Giza, EG); A.K.E.D. Aboul Magd (Cairo, EG)

- 09:50 **Mini quiz panel members.** 35  
 – S. El Beltagy (Alexandria, EG), H. Hasan Ali (Assiut, EG), A. Shawky El-Serafy (Cairo, EG), K. Shokry (Giza, EG), A.W. Wafa (Mansoura, EG), M. Abdelhamid (Cairo, EG)

11:00–12:30 | Forum - The Hub

*Session translated in Italian*



**NIGHTMARES IN CLINICAL PRACTICE**

Symposium

**General Cardiology for Physicians, Technicians and General Practitioners**

Chairperson(s): M. Guenoun (Plan-de-Cuques, FR); A.W. Hoes (Utrecht, NL)

- 11:00 **To stop or not to stop antiaggregation and or anticoagulation before a procedure.** 36  
 – S. Silber (Munich, DE)
- 11:22 **May my patient with heart disease undergo a non-cardiac operation?** 37  
 – P.A. Sirnes (Moss, NO)
- 11:45 **Chronic obstructive pulmonary disease and heart failure: an underestimated combination.** 38  
 – F.H. Rutten (Utrecht, NL)
- 12:07 **Cholesterol, HDL, LDL, Triglyceride: which target?** 39  
 – L. Guasti (Varese, IT)

11:00–12:30 | Galileo - The Hub

**OPTIMISING THE ROLE OF NURSES AS PART OF THE HEART TEAM**  
General Cardiology for Nurses and Allied Professionals

Symposium

Chairperson(s): M.C. Deaton (Cambridge, UK); O. Chiala' (Viterbo, IT)

- 11:00 **Educating patients and families to manage their devices.** 40  
 – J. Tagney (Bristol, UK)
- 11:22 **Helping patients to avoid re-hospitalisation.** 41  
 – I. Uchmanowicz (Wroclaw, PL)
- 11:45 **The impact of depression in patients with heart failure.** 42  
 – P. Di Giulio (Milan, IT)
- 12:07 **Compassion and advocacy in end of life care.** 43  
 – Y.T. Millerick (Glasgow, UK)

11:00–12:30 | Raphael - The Hub

IMPROVING DIABETES OUTCOMES: BEYOND GLUCOCENTRICITY

Rapid Fire Abstract

Chairperson(s): R. Pop-busui (Ann Arbor, US); U. Nixdorff (Düsseldorf, DE)

11:00	<b>Excess risk of heart failure among persons with type 2 diabetes.</b>	44
	– A. Rosengren, A. Rawshani, A.-M. Svensson, S. Gudbjornsdottir, M. Lind (Gothenburg, SE)	
11:09	<b>Efficacy and safety of dipeptidyl peptidase 4 inhibitors and sodium-glucose linked cotransporter-2 inhibitors in patients with type 2 diabetes mellitus: a meta-analysis.</b>	45
	– G. Savarese, C. D'Amore, F. De Martino, S. Dellegrattaglia, B. Trimarco, G.M.C. Rosano, P. Perrone-Filardi (Naples, IT; London, UK)	
11:18	<b>Impact of pioglitazone on cardiovascular events in patients with type-II diabetes mellitus after drug-eluting stent implantation.</b>	46
	– H. Yokoi (Fukuoka, JP)	
11:27	<b>The impact of high intensity burst exercise on the cardiometabolic status of newly diagnosed type 2 diabetic patients.</b>	47
	– A. Pandey, N. Suskin, P. Poirier (London and Quebec, CA)	
11:36	<b>Nephro-protective effects of Dapagliflozin in patients with type 2 diabetes.</b>	48
	– M. Nakayama, H. Tomiyama, F. Yakou, Y. Iijima, A. Tanaka, K. Shiina, M. Hirano, T. Uchiyama, Y. Aizawa, M. Odawara, A. Yamashina (Toda, Tokyo and Nagaoka, JP)	
11:54	<b>Impact of the presence and treatment status of diabetes on long-term mortality following coronary angiography.</b>	49
	– B. Zafir, R. Jaffe, J. Shahla, J. Goldstein, N. Khader, N. Yaniv, B. Karkabi, R. Rubinshtein, A. Merdler, M.Y. Flugelman, D.A. Halon (Haifa, IL)	
12:03	<b>Dipeptidyl peptidase-4 Inhibitor ameliorates stress-induced glucose metabolism disorder and prothrombotic state.</b>	50
	– Y. Maimaiti, K. Takeshita, M. Hayashi, H.X. Wu, R. Kikuchi, H. Mohammad Shoab, X.W. Cheng, T. Murohara (Nagoya, JP)	
12:12	<b>Nephroprotective properties of metformin in randomized, comparative, prospective clinical study.</b>	51
	– V. Bayrasheva, A. Babenko, A. Bairamov, S. Chefu, I. Shatalov, E. Grineva (St. Petersburg, RU)	
12:21	<b>Histone 3 lysine 27 trimethylation in type 2 diabetes: a novel potential pharmacological target in diabetic foot ulcer treatment.</b>	52
	– M. Colognesi-Capogrossi, S. Pomella, S. D'Aria, A. Antonini, E. Dellambra, A. Mai, A. Magenta, A. Platone, L. Mascellari, S. Furgiuele, R. Ciarapica (Rome, IT)	

11:00–11:45 | Da Vinci - The Hub

2015 INFECTIVE ENDOCARDITIS GUIDELINES IN PORTUGAL

Guidelines in Daily Practice

My NCS@ESC

Chairperson(s): M.J. Antunes (Coimbra, PT); R. Ribeiras (Lisbon, PT)

11:00	<b>Infective endocarditis - If anything can go wrong, it (probably) will - Clinical case.</b>	53
	– C. Gavina (Matosinhos, PT)	
11:11	<b>Infective endocarditis - If anything can go wrong, it (probably) will - What do the Guidelines say?</b>	54
	– M.S. Cabral (Porto, PT)	
11:22	<b>2015 Infective endocarditis Guidelines - Clinical practice in Portugal.</b>	55
	– N. Cardim (Lisbon, PT)	
11:33	<b>2015 Infective endocarditis Guidelines in Portugal - Discussion with the audience and take home message.</b>	56
	– M.J. Antunes (Coimbra, PT)	

11:00–11:45 | Bernini - The Hub

2015 ACUTE CORONARY SYNDROME WITHOUT ST-ELEVATION GUIDELINES IN DENMARK

Guidelines in Daily Practice

My NCS@ESC

Chairperson(s): L. Holmvang (Copenhagen, DK); C.T. Larsen (Roskilde, DK)

11:00	<b>Acute coronary angiography in a patient with NSTEMI? - Clinical case.</b>	57
	– J.T. Sorensen (Aabyhoej, DK)	
11:11	<b>Acute coronary angiography in a patient with NSTEMI? - What do the Guidelines say?</b>	58
	– C.T. Larsen (Roskilde, DK)	
11:22	<b>2015 Acute coronary syndrome without ST-elevation Guidelines - Clinical practice in Denmark based on EORP registries.</b>	59
	– J.T. Sorensen (Aabyhoej, DK)	
11:33	<b>2015 Acute coronary syndrome without ST-elevation Guidelines in Denmark - Discussion with the audience and take home message.</b>	60
	– L. Holmvang (Copenhagen, DK)	

## 11:00–11:45 | Michelangelo - The Hub



Guidelines in Daily Practice

## 2015 VENTRICULAR ARRHYTHMIAS AND SUDDEN DEATH GUIDELINES IN GREECE

My NCS@ESC

Chairperson(s): D. Katritsis (Athens, GR); A.S. Manolis (Glyfada-Athens, GR)

11:00	<b>A 65 year old man with ventricular extra systolic activity early after an acute anterior myocardial infarction - Clinical case.</b>	61
	– G.K. Andrikopoulos (Thrakomakedones-Athens, GR)	
11:11	<b>A 65 year old man with ventricular extra systolic activity early after an acute anterior myocardial infarction - What do the Guidelines say?</b>	62
	– E. Simantirakis (Heraklion, GR)	
11:22	<b>2015 Ventricular arrhythmias and sudden death Guidelines - Clinical practice in Greece.</b>	63
	– S. Dettreos (Athens, GR)	
11:33	<b>2015 Ventricular arrhythmias and sudden death Guidelines in Greece - Discussion with the audience and take home message.</b>	64
	– D. Katritsis (Athens, GR)	

## 11:00–12:30 | Baku - Village 1



Meet the Experts

## GENETICS OF CONGENITAL HEART DISEASE: STATE OF THE ART

Chairperson(s): R. Kelly (Marseille, FR); D.J. Henderson (Newcastle-upon-Tyne, UK)

11:00	<b>Genetics of congenital heart disease - Introduction to the session.</b>	65
	– D.J. Henderson (Newcastle-upon-Tyne, UK)	
11:05	<b>Chromatin regulation in DiGeorge syndrome.</b>	66
	– A. Baldini (Naples, IT)	
11:15	<b>Chromatin regulation in DiGeorge syndrome - Panel discussion and questions from the audience.</b>	67
	– S. Ernst (London, UK), D. Franco (Jaén, ES), G. Thiene (Padua, IT)	
11:30	<b>Systems wide approaches to understanding the polygenic nature of congenital heart defects.</b>	68
	– S. Rickert-Sperling (Berlin, DE)	
11:40	<b>Systems wide approaches to understanding the polygenic nature of congenital heart defects - Panel discussion and questions from the audience.</b>	69
	– S. Ernst (London, UK), D. Franco (Jaén, ES), G. Thiene (Padua, IT)	
11:55	<b>The genetics of familial congenital heart disease.</b>	70
	– To be announced	
12:05	<b>The genetics of familial congenital heart disease - Panel discussion and questions from the audience.</b>	71
	– S. Ernst (London, UK), D. Franco (Jaén, ES), G. Thiene (Padua, IT)	
12:20	<b>Genetics of congenital heart disease - Take home message.</b>	72
	– R. Kelly (Marseille, FR)	

## 11:00–12:30 | Nicosia - Village 1

## MITOCHONDRIA: REGULATORS OF CARDIOVASCULAR HEALTH

Symposium

Chairperson(s): R.F. Ventura-Clapier (Chatenay-Malabry, FR); F. Prunier (Angers, FR)

11:00	<b>Mitochondria and connexins.</b>	73
	– K. Boengler (Giessen, DE)	
11:22	<b>Mitochondria and cardioprotection.</b>	74
	– D. Garcia-Dorado (Barcelona, ES)	
11:45	<b>Mitochondrial permeability in reperfusion injury.</b>	75
	– P. Bernardi (Padua, IT)	
12:07	<b>Mitochondrial quality control mechanisms.</b>	76
	– J.A. Enriquez (Madrid, ES)	

11:00–12:30 | Helsinki - Village 2



**TAILORING DUAL ANTI PLATELET THERAPY TO PATIENT, PROCEDURE AND STENT** Case-based Symposium

Chairperson(s): L. Mauri (Boston, US); P.M. Urban (Meyrin-Geneva, CH)

11:00	<b>An elective patient undergoing complex multi vessels stenting - Clinical case.</b>	77
	– R.A. Byrne (Munich, DE)	
11:20	<b>An elective patient undergoing complex multi vessels stenting - Panel discussion and questions from the audience.</b>	78
	– D. Capodanno (Catania, IT), G.P. Tatu-Chitoiu (Bucharest, RO), S. James (Uppsala, SE)	
11:35	<b>A patient high bleeding risk undergoing coronary stenting due to acute coronary syndrome - Clinical case.</b>	79
	– A.S. Petronio (Pisa, IT)	
11:55	<b>A patient high bleeding risk undergoing coronary stenting due to acute coronary syndrome - Panel discussion and questions from the audience.</b>	80
	– D. Capodanno (Catania, IT), G.P. Tatu-Chitoiu (Bucharest, RO), S. James (Uppsala, SE)	
12:10	<b>Reconciling the inconsistencies - State of the art.</b>	81
	– M. Valgimigli (Bern, CH)	

11:00–12:30 | Sarajevo - Village 2



**HEART-TEAM BASED MANAGEMENT OF AORTIC STENOSIS: WHEN THE CARDIOLOGISTS MEET THE SURGEONS** Symposium

**Surgeon track**

Chairperson(s): E. Agricola (Milan, IT); M. Czerny (Freiburg, DE)

11:00	<b>Anatomy of the AV and implications for surgical and transcatheter treatment (Live in a box).</b>	82
	– C. Muneretto (Brescia, IT)	
11:10	<b>TAVI: finding the right access.</b>	83
	– T. Modine (Lille, FR)	
11:20	<b>Anatomical pitfalls in AV surgery.</b>	84
	– M. Thielmann (Essen, DE)	
11:30	<b>Anatomical pitfalls in TAVI.</b>	85
	– A. Colombo (Milan, IT)	
11:40	<b>Case based heart-team for AS (echo+procedure video).</b>	86
	– N. Moat (London, UK)	
11:55	<b>Case based heart-team for AR in bicuspid AV (echo+procedure video).</b>	87
	– M. Siepe (Freiburg, DE)	
12:10	<b>Immediate suboptimal TAVI results: what is acceptable?</b>	88
	– V. Falk (Berlin, DE)	
12:20	<b>Discussion.</b>	89

11:00–12:30 | Sofia - Village 2

**WHY IS FRACTIONAL FLOW RESERVE STILL UNDERUSED?** Symposium

Chairperson(s): E. Barbato (Aalst, BE); G. Guagliumi (Bergamo, IT)

11:00	<b>The evidence has never been so strong.</b>	90
	– P. Johnson (Houston, US)	
11:22	<b>Fractional flow reserve in acute coronary syndromes: where are we?</b>	91
	– J. Escaned (Madrid, ES)	
11:45	<b>How to simplify fractional flow reserve: non-pharmacologic and non-invasive alternatives.</b>	92
	– J.E. Davies (London, UK)	
12:07	<b>Fractional flow reserve may not be enough: considerations on flow and morphology.</b>	93
	– J.J. Piek (Amsterdam, NL)	


**11:00–12:30 | Cairo - Village 3**
**THE ECG IN HYPERTENSIVE HEART DISEASE**
**Meet the Experts**

Chairperson(s): T. Kahan (Stockholm, SE); P. Verdecchia (Perugia, IT)

11:00	<b>The ECG in hypertensive heart disease - Introduction to the session.</b>	94
	– T. Kahan (Stockholm, SE)	
11:05	<b>Using ECG to identify LVH in hypertension.</b>	95
	– G. Schillaci (Perugia, IT)	
11:15	<b>Using ECG to identify LVH in hypertension - Panel discussion and questions from the audience.</b>	96
	– G. de Simone (Naples, IT), L. Rodriguez Padial (Toledo, ES), M.L. Muesan (Brescia, IT)	
11:30	<b>ECG LVH and risk of arrhythmia in hypertension.</b>	97
	– F. Braunschweig (Stockholm, SE)	
11:40	<b>ECG LVH and risk of arrhythmia in hypertension - Panel discussion and questions from the audience.</b>	98
	– G. de Simone (Naples, IT), L. Rodriguez Padial (Toledo, ES), M.L. Muesan (Brescia, IT)	
11:55	<b>How to use the ECG to monitor the evolution of hypertension heart disease.</b>	99
	– K. Wachtell (Oslo, NO)	
12:05	<b>How to use the ECG to monitor the evolution of hypertension heart disease - Panel discussion and questions from the audience.</b>	100
	– G. de Simone (Naples, IT), L. Rodriguez Padial (Toledo, ES), M.L. Muesan (Brescia, IT)	
12:20	<b>The ECG in hypertensive heart disease - Take home message.</b>	101
	– P. Verdecchia (Perugia, IT)	

**11:00–12:30 | Yerevan - Village 3**
**THE HEART IN HYPERTENSION**
**Advances in Science**

Chairperson(s): J. Diez Manglano (Zaragoza, ES); A.J.B. Brady (Glasgow, UK)

11:00	<b>State of the art in left ventricular geometry.</b>	102
	– R.B. Devereux (New York, US)	
11:18	<b>Electrocardiographic left ventricular hypertrophy, obesity and incident cardiovascular events. The MOLI-SANI study.</b>	103
	– M.L. Muesan, M. Salvetti, A. Di Castelnuovo, D. Assanelli, A. Paini, S. Costanzo, F. Badilini, M. Vaglio, M.B. Donati, G. De Gaetano, E. Agabiti Rosei, L. Iacoviello (Brescia and Pozzilli, IT)	
11:36	<b>The increase in arterial stiffness may change in left ventricular geometry and lead to heart failure with preserved ejection fraction.</b>	104
	– Y. Ohno, T. Miyoshi, T. Ono, H. Oe, K. Nakamura, H. Morita, H. Ito (Okayama, JP)	
11:54	<b>Reduction of body weight promotes regression of left ventricular hypertrophy in obese hypertensive outpatients: a real-world analysis from the campania salute network.</b>	105
	– M.T. Lonnebakken, R. Izzo, M.A. Losi, E. Gerdtts, F. Rozza, V. Trimarco, N. De Luca, B. Trimarco, G. De Simone (Bergen, NO; Naples, IT)	
12:12	<b>Future direction for research in cardiac remodeling in hypertension.</b>	106
	– E. Gerdtts (Bergen, NO)	

**11:00–12:30 | Berlin - Village 4**
**ARRHYTHMIAS IN COMPETITIVE AND LEISURE SPORT**
**Symposium**

Chairperson(s): S. Sharma (London, UK); H. Heidebuchel (Hasselt, BE)

11:00	<b>Sport and channelopathies.</b>	107
	– P. Mabou (Rennes, FR)	
11:22	<b>Sport and cardiomyopathies.</b>	108
	– A. Muessigbrodt (Leipzig, DE)	
11:45	<b>Sport and devices.</b>	109
	– L. Mont (Barcelona, ES)	
12:07	<b>Sport and atrial fibrillation.</b>	110
	– F. Carre (Rennes, FR)	

**11:00–12:30 | Minsk - Village 4**
**ARRHYTHMIC MITRAL VALVE PROLAPSE**
**Symposium**
**Joint with the Association for European Cardiovascular Pathology**

Chairperson(s): S. Matskeplishvili (Moscow, RU); A.C. Van Der Wal (Amsterdam, NL)

11:00	<b>The pathology of mitral valve prolapse.</b>	111
	– P. Bruneval (Paris, FR)	
11:22	<b>The substrate of sudden arrhythmic death in mitral valve prolapse and the role of cardiac magnetic resonance.</b>	112
	– C. Basso (Padua, IT)	
11:45	<b>Who are the high risk patients.</b>	113
	– J. Hourdain (Marseille, FR)	
12:07	<b>Future direction in the management of ventricular arrhythmias.</b>	114
	– V. Probst (Nantes, FR)	



11:00–12:30 | Athens - Village 5

**DOUBLE JEOPARDY: DIFFICULT CASES IN CARDIO-ONCOLOGY**

Meet the Experts

Chairperson(s): D. Milicic (Zagreb, HR); S. Ederhy (Paris, FR)

11:00	<b>Double jeopardy: difficult cases in cardio-oncology - Introduction to the session.</b>	115
	– D. Milicic (Zagreb, HR)	
11:05	<b>Severe aortic stenosis in metastatic breast cancer patient - Clinical case.</b>	116
	– U. Landes (Tel Aviv, IL)	
11:15	<b>Severe aortic stenosis in metastatic breast cancer patient - Panel discussion and questions from the audience.</b>	117
	– T.C. Gillebert (Boechout, BE), G. Mikhail (London, UK), H. Reichenspurner (Hamburg, DE)	
11:30	<b>High risk Non-ST-segment elevation acute coronary syndrome in metastatic colo-rectal cancer patient - Clinical case.</b>	118
	– R.B. Schnabel (Hamburg, DE)	
11:40	<b>High risk Non-ST-segment elevation acute coronary syndrome in metastatic colo-rectal cancer patient - Panel discussion and questions from the audience.</b>	119
	– T.C. Gillebert (Boechout, BE), G. Mikhail (London, UK), H. Reichenspurner (Hamburg, DE)	
11:55	<b>Long term multiple cardiac complications after radiation therapy - Clinical case.</b>	120
	– E. Pantev (Helsingborg, SE)	
12:05	<b>Long term multiple cardiac complications after radiation therapy - Panel discussion and questions from the audience.</b>	121
	– T.C. Gillebert (Boechout, BE), G. Mikhail (London, UK), H. Reichenspurner (Hamburg, DE)	
12:20	<b>Double jeopardy: difficult cases in cardio-oncology - Take home message.</b>	122
	– S. Ederhy (Paris, FR)	

11:00–12:30 | Copenhagen - Village 5

**CARDIAC ARREST 2016**

Symposium

Chairperson(s): P. Vranckx (Hasselt, BE); D. Erlinge (Lund, SE)

11:00	<b>Emerging evidence behind advanced life support.</b>	123
	– A. Combes (Paris, FR)	
11:22	<b>When should extracorporeal life support and coronary angiography be considered?</b>	124
	– C.S. Spaulding (Suresnes, FR)	
11:45	<b>Post resuscitation care and prognosis.</b>	125
	– N. Aissaoui (Paris, FR)	
12:07	<b>Future direction for research on cardiopulmonary resuscitation.</b>	126
	– C. Hassager (Copenhagen, DK)	

11:00–12:30 | Budapest - Village 6

**RECENT INNOVATIONS IN CARDIAC CT AND NUCLEAR IMAGING**

Symposium

Chairperson(s): P. Perrone-Filardi (Naples, IT); J.M. Knuuti (Turku, FI)

11:00	<b>Ultralow dose cardiac CT.</b>	127
	– J. Hausleiter (Munich, DE)	
11:22	<b>Myocardial perfusion imaging with CT.</b>	128
	– K. Nieman (Rotterdam, NL)	
11:45	<b>CT derived fractional flow reserve.</b>	129
	– B.L. Norgaard (Aarhus, DK)	
12:07	<b>How often is cardiac innervation imaging used in heart failure.</b>	130
	– A. Gimelli (Pisa, IT)	

11:00–12:30 | Tbilisi - Village 6

**CARDIO-ONCOLOGY**

Symposium

**Joint with the Canadian Cardiovascular Society (CCS)**

Chairperson(s): H. Ross (Toronto, CA); T. Edvardsen (Oslo, NO)

11:00	<b>Report from the EACVI COT registry.</b>	131
	– M. Galderisi (Naples, IT)	
11:22	<b>Echocardiography and MRI for the detection of stage B HF during chemotherapy.</b>	132
	– P. Thavendiranathan (Toronto, CA)	
11:45	<b>Screening of radiotherapy induced heart disease.</b>	133
	– B. Cosyns (Brussels, BE)	
12:07	<b>Cardiac CT as a screening tool for the detection of premature CAD in cardio oncology patients.</b>	134
	– G. Dwivedi (Ottawa, CA)	

11:00–12:30 | Paris - Village 7

WHAT WORKS IN SMOKING CESSATION IN HEART DISEASE?

Symposium

Chairperson(s): A.O. Nedoshivin (St. Petersburg, RU); E.S. Froelicher (Menlo Park, US)

11:00	<b>Motivating heart patients to quit.</b> – S. Tonstad (Oslo, NO)	135
11:22	<b>What about e-cigarettes?</b> – P. Tonnesen (Copenhagen, DK)	136
11:45	<b>Using varenicline in cardiovascular disease.</b> – K. Kotseva (London, UK)	137
12:07	<b>Can technology help?</b> – N. Houston-Miller (Stanford, US)	138

11:00–12:30 | Reykjavik - Village 7



TAILORING EXERCISE PRESCRIPTION IN COMPLEX PATIENTS

Meet the Experts

Chairperson(s): A. Abreu (Lisbon, PT); J. Niebauer (Salzburg, AT)

11:00	<b>Tailoring exercise prescription in complex patients - Introduction to the session.</b> – A. Abreu (Lisbon, PT)	139
11:05	<b>Female, 50 year old with metabolic syndrome.</b> – L.R. Pedersen (Frederiksberg, DK)	140
11:15	<b>Female, 50 year old with metabolic syndrome - Panel discussion and questions from the audience.</b> – M.-C. Iliou (Issy-les-Moulineaux, FR), J.L. Jones (Uxbridge, UK), M. Halle (Munich, DE)	141
11:30	<b>Male, 70 years old with CHF and CRT (IC).</b> – P. Rio (Lisbon, PT)	142
11:40	<b>Male, 70 years old with CHF and CRT (IC) - Panel discussion and questions from the audience.</b> – M.-C. Iliou (Issy-les-Moulineaux, FR), J.L. Jones (Uxbridge, UK), M. Halle (Munich, DE)	143
11:55	<b>Female in her 20s with complex congenital heart disease.</b> – B. Johansson (Umeå, SE)	144
12:05	<b>Female in her 20s with complex congenital heart disease - Panel discussion and questions from the audience.</b> – M.-C. Iliou (Issy-les-Moulineaux, FR), J.L. Jones (Uxbridge, UK), M. Halle (Munich, DE)	145
12:20	<b>Tailoring exercise prescription in complex patients - Take home message.</b> – J. Niebauer (Salzburg, AT)	146

11:00–12:30 | Brussels - Village 8

CONTROVERSIES IN HEART FAILURE

Debate Session

Chairperson(s): C. Yancy (Chicago, US); S.D. Anker (Göttingen, DE)

11:00	<b>Controversies in heart failure - Introduction to the session.</b> – C. Yancy (Chicago, US)	147
11:15	<b>ACE - inhibitors should be replaced by LCZ696 as first line therapy for heart failure - PRO.</b> – J.J.V. McMurray (Glasgow, UK)	148
11:35	<b>ACE - inhibitors should be replaced by LCZ696 as first line therapy for heart failure - CON.</b> – G.M.C. Rosano (London, UK)	149
11:55	<b>B-Blockers and digoxin should be forgotten in atrial fibrillation heart failure - PRO.</b> – S.H. Hohnloser (Frankfurt, DE)	150
12:15	<b>B-Blockers and digoxin should be forgotten in atrial fibrillation heart failure - CON.</b> – J. Bauersachs (Hannover, DE)	151
12:25	<b>Controversies in heart failure - Conclusion.</b> – S.D. Anker (Göttingen, DE)	152

11:00–12:30 | Tallinn - Village 8

NEW DEVICES FOR HEART FAILURE: FROM CONTRACTILITY TO REMODELLING

Symposium

Chairperson(s): A.J.S. Coats (Coventry, UK); F. Maisano (Zurich, CH)

11:00	<b>CRT therapy in 2016 to 2020.</b> – J.J. Bax (Leiden, NL)	153
11:22	<b>The parachute and revivent devices.</b> – W.T. Abraham (Columbus, US)	154
11:45	<b>Algisyl - Left ventricular reshaping device.</b> – D. Mann (St. Louis, US)	155
12:07	<b>Cardiac contractility modulation.</b> – G. Hasenfuss (Göttingen, DE)	156



11:00–12:30 | Prague - Village 9

**AORTIC REGURGITATION: NEW CHALLENGES**

Symposium

Chairperson(s): R. Roudaut (Pessac, FR); P.H. Kolh (Liège, BE)

11:00	<b>Current indications for surgery.</b> – R. Rosenhek (Vienna, AT)	157
11:22	<b>Predicting outcomes with echo or MRI.</b> – N. Ajmone Marsan (Leiden, NL)	158
11:45	<b>Assessing the feasibility of valve repair.</b> – J.-L. Vanoverschelde (Brussels, BE)	159
12:07	<b>Current results of surgical valve repair.</b> – J.P. Verhoye (Rennes, FR)	160

11:00–12:30 | Vienne - Village 9



**TOUGH CALLS IN PULMONARY EMBOLISM**

Case-based Symposium

Chairperson(s): A. Torbicki (Otwock, PL); M. Delcroix (Leuven, BE)

11:00	<b>A patient with low-risk pulmonary embolism - Or was it intermediate risk? - Clinical case.</b> – M. Lankeit (Mainz, DE)	161
11:20	<b>A patient with low-risk pulmonary embolism - Or was it intermediate risk? Panel discussion and question from the audience.</b> – D. Jimenez (Madrid, ES), M. Lankeit (Mainz, DE), F. Bauer (Rouen, FR)	162
11:35	<b>A patient with pulmonary embolism and high pulmonary pressures: is anticoagulation enough? - Clinical case.</b> – O. Sanchez (Paris, FR)	163
11:55	<b>A patient with pulmonary embolism and high pulmonary pressures: is anticoagulation enough? - Panel discussion and questions from the audience.</b> – D. Jimenez (Madrid, ES), M. Lankeit (Mainz, DE), F. Bauer (Rouen, FR)	164
12:10	<b>Pulmonary embolism two years after the ESC Guidelines - State of the art.</b> – G. Agnelli (Perugia, IT)	165

11:00–12:30 | Zagreb - Village 9



**MYOCARDITIS: THE HEART TEAM APPROACH**

Symposium

Chairperson(s): A. Linhart (Prague, CZ); C. Tschoepe (Berlin, DE)

11:00	<b>The clinician: when should myocarditis be suspected?</b> – A.L.P. Caforio (Padua, IT)	166
11:22	<b>The pathologist: what to expect from endomyocardial biopsy?</b> – K. Klingel (Tübingen, DE)	167
11:45	<b>The electrophysiologist: how to treat arrhythmia and prevent sudden cardiac death?</b> – P. Lambiase (London, UK)	168
12:07	<b>The immunologist: immunosuppressive therapy, when, how, and for how long.</b> – R. Marcolongo (Padua, IT)	169

## 11:00–12:30 | Agora 1 - Poster Area

## DRUG THERAPY OF HEART FAILURE

## Rapid Fire Abstract

Chairperson(s): F. Zannad (Vandoeuvre-lès-Nancy, FR); K. Swedberg (Gothenburg, SE)

- 11:00 **Are beta-blockers needed in patients after primary prevention implantable cardioverter-defibrillator? A multicenter population-based cohort study.** 170  
 – L. Fauchier, N. Clementy, E. Marijon, P. Defaye, O. Piot, N. Sadoul, D. Gras, D. Klug, P. Bordachar, V. Algalarrondo, J.C. Deharo, M.C. Perier, C. Leclercq, D. Babuty, S. Boveda (Tours, Paris, Grenoble, Saint-Denis, Nancy, Nantes, Lille, Bordeaux, Clamart, Marseille, Rennes and Toulouse, FR)
- 11:09 **Non-withdrawal of beta-blockers in acute decompensated chronic and de-novo heart failure is associated with lower in-hospital and 3-months mortality: Findings from the GULF-CARE.** 171  
 – C. Abi Khalil, K. Sulaiman, R. Singh, N. Asaad, K. Alhabib, A. Alsheikh-Ali, M. Al-Jarallah, B. Bulbanat, W. Almahmeed, M. Ridha, N. Bazargani, H. Amin, A. Elasar, P. Panduranga, J. Al-Suwaidi (Doha, QA; Muscat, OM; Riyadh, SA; Abu Dhabi and Dubai, AE; Kuwait, KW; Bahrain, BH)
- 11:18 **Beta-blockers, ACE/ARB and MRA at discharge and outcome after hospitalization of heart failure in octogenarians with HFPEF and HFREF: a report from the BIO-HF registry.** 172  
 – J. De Sutter, B. Vande Kerckhove, A.M. Willems, C. Weytjens (Ghent and Brussels, BE)
- 11:27 **Fingerprint of the renin-angiotensin-system during ARNI therapy in patients with systolic heart failure.** 173  
 – N. Pavo, R. Wurm, J. Novak, M. Poglitsch, M. Huelsmann (Vienna, AT)
- 11:36 **Anti hypertrophic effects of LCZ696 in chronic cardiac pressure overload.** 174  
 – E. Sjaastad Norden, K. Bergo, L. Zhang, M. Aronsen, A. Hasic, R. Hussain, I. Sjaastad, A. Cataliotti (Oslo, NO; Basel, CH)
- 11:45 **Superior actions of chronic peptide therapeutics with Cenderitide on cardiorenal function and remodeling compared to enalapril through reverse activation of gene pathways in experimental heart failure.** 175  
 – T. Ichiki, J.S. Sangaralingham, G.J. Harty, B.K. Huntley, G.E. Harders, D.M. Heublein, J.C. Burnett (Rochester, US)
- 12:03 **Mineralocorticoid receptor antagonists on admission and in-hospital outcome of patients hospitalized for acute heart failure.** 176  
 – V. Bistola, J.P. Parisis, P.S. Simitzis, D.F. Farmakis, I.I. Ikonimides, S.K. Katsanos, G.B. Bakosis, D.B. Birmpa, A.M. Mebazaa, F.F. Follath, J.L. Lekakis (Athens, GR; Paris, FR; Zurich, CH)
- 12:12 **The effect of metformin on mortality rates and exercise tolerance in patients with heart failure and type 2 diabetes.** 177  
 – A. Retwinski, M. Kosmalski, A. Maggioni, M. Crespo-Leiro, G. Opolski, P. Ponikowski, L. Polonski, E. Jankowska, J. Drzewoski, J. Drozd (Lodz, Warsaw, Wroclaw and Katowice, PL; Florence, IT; A Coruña, ES)
- 12:21 **Novel diuretic response score predicts future cardiac events in acute heart failure patients.** 178  
 – S. Aoki, T. Okumura, A. Sawamura, H. Hiraiwa, T. Kondo, N. Watanabe, T. Ichii, N. Kano, K. Fukaya, K. Furusawa, H. Mori, R. Morimoto, Y. Bando, M. Sakakibara, T. Murohara (Nagoya and Handa, JP)

11:00–12:30 | Agora 2 - Poster Area

WHAT'S NEW IN HEREDITARY DYSLIPIDAEMIA?

Rapid Fire Abstract

Chairperson(s): U. Laufs (Homburg, DE); N.D. Wong (Irvine, US)

- 11:00 **Reducing low density lipoprotein cholesterol (LDL-C) in homozygous familial hypercholesterolemia (HoFH) with a microsomal triglyceride transfer protein (MTP) inhibitor may reduce CV events.** 179  
– M.L. Ager, A. Hutchings, H. Phillips (London and Uxbridge, UK)
- 11:09 **Antioxidant property of high-density lipoprotein predicts the presence of atherosclerotic cardiovascular disease and corneal arcus in patients with familial hypercholesterolemia.** 180  
– M. Ogura, M. Morimoto, M. Harada-Shiba (Osaka, JP)
- 11:18 **Lp(a) levels predict cardiovascular events in patients with Familial Hypercholesterolemia but not in unaffected relatives. SAFEHEART registry results.** 181  
– L. Perez De Isla, R. Alonso, A. Saltijeral, R. De Andres, P. Miramontes, O. Muniz, F. Fuentes-Jimenez, J.L. Diaz-Diaz, D. Zambon, T. Padro, J.F. Sanchez, M. Piedecausa, R. Aguado, J.M. Cepeda, P. Mata (Madrid, Aranjuez, Salamanca, Seville, Córdoba, A Coruña, Barcelona, Caceres, Elche, Leon and Orihuela, ES)
- 11:27 **Familial hypercholesterolaemia diagnosis: a case of missed opportunity.** 182  
– K.K. Ray, K. Khuntli, S.S.R. Kondapally, D. Pillas, J. Addison (London, Leicester and Cambridge, UK)
- 11:45 **Whole exome sequencing in primary severe hypertriglyceridemia.** 183  
– H. Tada, M. Kawashiri, A. Nohara, A. Inazu, H. Mabuchi, M. Yamagishi (Kanazawa, JP)
- 11:54 **Prevalence, clinical features, and prognosis of patients with extremely low high-density lipoprotein cholesterol.** 184  
– H. Tada, M. Kawashiri, A. Nohara, A. Inazu, H. Mabuchi, M. Yamagishi (Kanazawa, JP)
- 12:03 **Association of genetic variants with dyslipidemia and chronic kidney disease in a longitudinal population-based genetic epidemiological study.** 185  
– M. Oguri, T. Fujimaki, H. Horibe, K. Kato, T. Murohara, K. Matsui, I. Takeuchi, Y. Yamada (Kasugai, Inabe, Tajimi, Nagoya and Tsu, JP)
- 12:12 **Common polymorphisms in the 5-lipoxygenase pathway confer risk of myocardial infarction - A Danish case-cohort study.** 186  
– A. Gammelmark, M.S. Nielsen, S. Lundbye-Christensen, A. Tjoenneland, E.B. Schmidt, K. Overvad (Aalborg, Copenhagen and Aarhus, DK)
- 12:21 **Big data and lipoproteins: prevalence of dyslipidemias in 100 762 individuals.** 187  
– J. Ferrieres, M.S. Combis, C. Verdier, A. Genoux, I. Gennero, S. Hamdi, B. Perret, J.B. Ruidavets (Toulouse, FR)

11:50–12:30 | Da Vinci - The Hub

MINI QUIZ ON 2015 ESC GUIDELINES – PORTUGAL

My NCS@ESC

   
Special Session

Chairperson(s): M.J. Antunes (Coimbra, PT); R. Ribeiras (Lisbon, PT)

- 11:50 **Mini quiz panel members.** 188  
– M.G. Castro (Coimbra, PT), A. Goncalves (Boston, US), J.A.C. Morais (Leiria, PT), F.B. Morgado (Lisbon, PT), L. Rocha Lopes (Lisbon, PT), M. Sousa Uva (Lisbon, PT)

11:50–12:30 | Bernini - The Hub

MINI QUIZ ON 2015 ESC GUIDELINES – DENMARK

My NCS@ESC

   
Special Session

Chairperson(s): L. Holmvang (Copenhagen, DK); C.T. Larsen (Roskilde, DK)

- 11:50 **Mini quiz panel members.** 189  
– J. Carlsen (Copenhagen, DK), C. Gerdes (Aarhus, DK), G.H. Gislason (Hellerup, DK), J. Kjaergaard (Copenhagen, DK), J.M. Larsen (Aalborg, DK), M. Pareek (Odense, DK)

11:50–12:30 | Michelangelo - The Hub

MINI QUIZ – GREECE

My NCS@ESC

   
Special Session

Chairperson(s): D. Katritsis (Athens, GR); A.S. Manolis (Glyfada-Athens, GR)

- 11:50 **Mini quiz panel members.** 190  
– G. Chachalis (Patras, GR), I.-G. Kanakakis (Athens, GR), K.K. Naka (Ioannina, GR), H. Triantafyllidi (Athens, GR), D. Tsiachris (Athens, GR)

**12:30–13:30 | Forum - The Hub**

**INTEGRATED HEART FAILURE MANAGEMENT: THE ROLE OF AN OUT-OF-HOSPITAL “HEART TEAM”** Special Session

**General Cardiology for Nurses and Allied Professionals - General Cardiology for Physicians, Technicians and General Practitioners**

Chairperson(s): R. Asteggiano (Turin, IT); C.S. Jennings (London, UK)

12:30	<b>GPs and home care of heart failure patients.</b> – A. Pizzini (Turin, IT)	191
12:45	<b>GPs and home care of heart failure patients - Panel discussion and questions from the audience.</b> – M.G. Ferreira Da Silva (Santarem, PT)	192
13:00	<b>What is the role of the nurse in home care of heart failure patients?</b> – L.M.J. Blue (Glasgow, UK)	193
13:15	<b>What is the role of the nurse in home care of heart failure patients? - Panel discussion and questions from the audience.</b>	194

Moderated Posters are on display from 11:00 to 16:00 on the plasma screen of the topic related Moderated Poster station.

During the moderated poster session (12:35–13:25), from a large plasma screen, Presenters will summarise their research within 3 minutes and then address questions from the Chairpersons and Audience.

**12:35–13:25 | Moderated poster station - Poster Area**

**NEW TECHNOLOGIES IN ECHO-VENTRICULAR FUNCTION AND MYOCARDIAL DISEASES** Moderated Posters

Chairperson(s): P. Caso (Naples, IT); A. Hagendorff (Leipzig, DE)

12:35	<b>Diastolic dysfunction revisited: a new, feasible and unambiguous classification predicts major cardiovascular events.</b> – N.D. Johansen, T. Biering-Sorensen, J.S. Jensen, R. Mogelvang (Copenhagen and Hellerup, DK)	P195
12:42	<b>Feasibility of noninvasive assessment of myocardial stiffness in the ischemic segment using early systolic lengthening and post-systolic shortening.</b> – K. Masuda, T. Asanuma, D. Sakurai, E. Iwagami, T. Kamimukai, S. Nakatani (Suita and Osaka, JP)	P196
12:49	<b>Increased intraventricular pressure gradient during isovolumic relaxation time is related to dyssynchrony during ischemia. A dog study by the new echocardiographic method of relative pressure imaging.</b> – M. Stugaard, T. Kamimukai, K. Masuda, D. Sakurai, T. Asanuma, S. Nakatani (Suita, JP)	P197
12:56	<b>Bidimensional longitudinal systolic strain as predictor of early myocardial toxicity secondary to chemotherapy. A two year follow up.</b> – S.J. Baratta, M.A. Damiano, J.I. Trucco, M.L. Marchese, D. Chejtman, M.M. Rizzo, A. Benticuaga Nava, M. Failo, M.M. Rojas, L. Ayerdi, R.E. Melchiori, A. Hita (Buenos Aires, AR)	P198
13:03	<b>Right ventricular function to predict events in AL-cardiac amyloidosis.</b> – A. Durante Lopez, S. Mingo Santos, V. Monivas Palomero, J. Vazquez Lopez-Ibor, J.M. Solano-Lopez Morel, I. Sayago Silva, F.J. Hernandez Perez, M. Gomez Bueno, J. Segovia Cubero (Madrid, ES)	P199
13:10	<b>Noninvasive measurement of myocardial stiffness correlates with severity of diastolic dysfunction.</b> – M. Alashry, A. Tunhasiriwet, C. Krittanawong, S.A. Luis, S. Padang, S.V. Pislaru, P.A. Pellikka, G.C. Kane, C. Pislaru (Rochester, US)	P200
13:17	<b>Recovery in global versus multilayer longitudinal strain following percutaneous revascularization for ST segment elevation myocardial infarction.</b> – A. Chen, T.L. Nguyen, L. Hee, H. Dimitri, C. Mussap, C. Juergens, J.K. French, D.A.B. Richards, R. Rajaratnam, J. Otton, L. Thomas (Sydney, AU)	P201

12:35–13:25 | Moderated poster station - Poster Area

TARGET ORGAN DAMAGE IN HYPERTENSION

Moderated Posters

Chairperson(s): M. Malachias (Belo Horizonte, BR); J. Redon (Valencia, ES)

- 12:35 **Preventive effect of renin-angiotensin system inhibitors on new-onset atrial fibrillation in hypertensive patients: a propensity score matching analysis.** P202  
 – T. Horio, M. Akiyama, Y. Iwashima, F. Yoshihara, S. Nakamura, T. Tokudome, I. Komatsubara, N. Okimoto, S. Kamakura, Y. Kawano (Okayama, Osaka and Omuta, JP)
- 12:42 **Predictors of new-onset atrial fibrillation in essential hypertensives.** P203  
 – D. Konstantinidis, C. Tsioufis, K. Dimitriadis, D. Tsiachris, A. Kasiakogias, V. Antonakis, E. Andrikou, D. Aragiannis, D. Tousoulis (Athens, GR)
- 12:49 **Left ventricular torsion and torsional recoil in hypertension assessed by real-time one-beat three-dimensional speckle tracking echocardiography with high volume rates.** P204  
 – M. Nagaya, M. Kawasaki, R. Tanaka, S. Minatoguchi, M. Saeki, N. Sato, K. Amano, H. Miwa, Y. Goto, K. Ono, T. Yoshizane, T. Noda, H. Ohashi, S. Watanabe, S. Minatoguchi (Gifu, JP)
- 12:56 **Left ventricular concentric geometry, high filling pressures and longitudinal dysfunction are independently associated with late gadolinium enhancement in arterial hypertension.** P205  
 – C. Contaldi, G. Alcidi, M. Imbriaco, C. Santoro, M. Puglia, A. Ponsiglione, L. Barbuto, A. Cuocolo, G. De Simone, B. Trimarco, M. Galderisi (Naples, IT)
- 13:03 **Magnetic resonance imaging as an assessment tool in hypertension.** P206  
 – A.E. Burchell, J.C.L. Rodrigues, M. Charalambos, L.E.K. Ratcliffe, E.C. Hart, J.F.R. Paton, A. Baumbach, N.E. Manghat, A.K. Nightingale (Bristol, UK)
- 13:10 **Prognostic value of left ventricular remodeling, renal function and 24-h ECG recordings in elderly asymptomatic hypertensive patients.** P207  
 – M. Boukhris, A. Buonacera, S.D. Tomasello, A. Campagna, C. Cilia, G. Tripepi, S. Di Marca, V. Terranova, M. Pisano, G. Mastro Simone, A.R. Galassi, B. Stancanelli, A. Cataliotti, L. Malatino (Catania and Reggio Calabria, IT; Oslo, NO)
- 13:17 **Carotid intima-media thickness is a noble predictor of the new onset of hypertension in the normotensional general population.** P208  
 – D. Nonaka, H. Takase, T. Tanaka, S. Takayama, H. Hayashi, T. Sugiura, S. Yamashita, N. Ohte, Y. Dohi (Hamamatsu, Nagoya and Seto, JP)

12:35–13:25 | Moderated poster station - Poster Area

OPTIMISING PRIMARY PCI

Moderated Posters

Chairperson(s): P. Kala (Brno, CZ); G. Stankovic (Belgrade, RS)

- 12:35 **Radial artery anomalies in STEMI interventions.** P209  
 – B. Zafirovska Taleska, D. Petkoska, I. Vasilev, O. Kalpak, M. Boshev, A. Jovkovski, H. Taravari, D. Kitanovski, S. Kedev (Skopje, MK)
- 12:42 **Is there a relationship between operator and center volume with access site related outcomes?** P210  
 – W.J. Hulme, M. Sperrin, C.S. Kwok, M.A. Mamas (Manchester and Keele, UK)
- 12:49 **Management and clinical outcome of patients with ST-elevation myocardial infarction and coronary aneurysms.** P211  
 – G. Iannopolo, M. Ferlini, C. Favocchia, L. Lanfranchi, V. Gritti, E. Caracciolo, G. Crimi, A. Repetto, B. Marinoni, M. Ferrario, L. Oltrona Visconti, G.M. De Ferrari, S. De Servi (Pavia, IT)
- 12:56 **Impact of direct stenting on in-hospital and four-year mortality in patients with acute ST-segment elevation myocardial infarction undergoing primary percutaneous coronary intervention.** P212  
 – M. Zivkovic, Z. Mehmedbegovic, J. Dobras, V. Dedovic, M. Tesic, D. Milasinovic, S. Juricic, D. Orlic, V. Vukcevic, G. Stankovic (Belgrade, RS)
- 13:03 **Transradial intervention is a strong predictor for all-cause death and does not delay procedure time in routine practice (5-year single center experience).** P213  
 – J.W. Lee, Y.J. Youn, S.G. Ahn, M.S. Ahn, J.Y. Kim, B.S. Yoo, S.H. Lee, J. Yoon (Wonju, KR)
- 13:10 **Drug eluting stent vs. bare metal stent in acute myocardial infarction complicated by cardiogenic shock - A substudy of the IABP-SHOCK II-trial.** P214  
 – J. Ledwoch, G. Fuernau, S. Desch, I. Eitel, C. Jung, J. Poess, S. Schneider, G. Schuler, K. Werdan, U. Zeymer, H. Thiele (Lübeck, Düsseldorf, Ludwigshafen, Leipzig and Halle, DE)
- 13:17 **Complete revascularization reduces the incidence of acute decompensated heart failure in patients with ST-segment elevation myocardial infarction and multivessel coronary artery disease.** P215  
 – M.C. Kim, Y. Ahn, J.Y. Cho, K.H. Lee, D.S. Sim, H.J. Yoon, N.S. Yoon, K.H. Kim, Y.J. Hong, H.W. Park, J.H. Kim, M.H. Jeong, J.G. Cho, J.C. Park (Gwangju, KR)

**12:35–13:25 | Moderated poster station - Poster Area**

**MANAGEMENT OF DEVICE COMPLICATIONS AND LEAD EXTRACTION: ARE WE GETTING BETTER? Moderated Posters**

- Chairperson(s): C. Alonso (Neully-sur-Seine, FR); M.G. Bongiorni (Pisa, IT)
- 12:35 **Cardiac implantable electronic device infection: variability in clinical presentation and outcomes in patients with or without previously abandoned leads.** P216  
 – A. Hussein, K. Tarakji, W. Saliba, A. Barakat, B. Lindsay, B. Wilkoff, O. Wazni (Cleveland, US)
- 12:49 **Developing an adverse events reporting system to measure real-world outcomes of cardiac implantable electronic devices.** P217  
 – K.R. Silva, L.B.O. Alves, T.S. Kawachi, I.C.M. Amaya, G.R.G. Melo, J.V. Barros, I. Machado, J.M. Baggio, C.G. Rodrigues, G. Carvalho, J.C. Oliveira, C.E.B. Lima, M. Martinelli Filho, R. Costa (São Paulo, Brasilia, Porto Alegre, Muriaé, Cuiabá and Teresina, BR)
- 12:56 **Extraction of ICD leads: efficacy and safety comparable with pacemaker lead extraction in a high volume center.** P218  
 – T.M. Knutsen, E.S. Platou (Oslo, NO)
- 13:03 **Transvenous removal of pacing and ICD leads: single Italian referral center experience.** P219  
 – M.G. Bongiorni, E. Soldati, L. Segreti, A. Di Cori, G. Zucchelli, S. Viani, L. Paperini, G. Coluccia, F. Menichetti, G. Branchitta, D. Andreini (Pisa, IT)
- 13:10 **Lead extraction in adults with congenital heart disease.** P220  
 – J.B. Gourraud, M.A. Chaix, P. Page, M. Dubuc, B. Thibault, B. Casteigt, N. Poirier, A. Dore, F. Marcotte, F.P. Mongeon, A. Asgar, R. Ibrahim, P. Khairy, B. Mondesert (Montreal, CA)
- 13:17 **Transvenous lead extraction in young patients. Specificity and disparateness.** P221  
 – A. Kutarski, W. Jachec, A. Tomasiak, M. Czajkowski, M. Polewczyk, A. Tuchalska, A. Polewczyk (Lublin, Zabrze and Kielce, PL)

**12:35–13:25 | Moderated poster station - Poster Area**

**ANGIOGENESIS Moderated Posters**

- Chairperson(s): L.J. De Windt (Maastricht, NL); C. Emanuelli (Bristol, UK)
- 12:35 **Impact of cardiovascular risk factors on rAAV.Thymosin b4 mediated vascular regeneration in a pig model of chronic myocardial ischemia.** P222  
 – R. Hinkel, W. Husada, J. Ng, S. Lee, A. Howe, I. Bock-Marquette, C. Kupatt (Munich, DE; Dallas, US)
- 12:42 **Akap1 modulates endothelial cells function and ischemia-induced angiogenesis in mouse hindlimb.** P223  
 – F. Cattaneo, G.G. Schiattarella, R. Paolillo, D. Borzacchiello, N. Boccella, G. Carotenuto, F. Magliulo, M. Avvedimento, G. Russo, M. Pirozzi, A. Feliciello, B. Trimarco, G. Esposito, C. Perrino (Naples, IT)
- 12:49 **Mechanism of misguided venous thrombus resolution - The role of Angiopoietin-2 (Ang-2).** P224  
 – L. Hobohm, P. Kuempers, S. Koelmel, A. Kaeberich, V. Krieg, M. Bochenek, T. Muenzel, P. Wenzel, S. Konstantinides, K. Schaefer, M. Lankeit (Mainz, Münster and Berlin, DE)
- 12:56 **The hypoxamiR miR-210 modulates interactions between circulating pro-angiogenic cells and endothelial cells.** P225  
 – S. Gasparino, E. Sangalli, S. Losa, S. Genovese, P. Madeddu, C. Emanuelli, F. Martelli, G. Spinetti (Milan and San Donato Milanese, IT; Bristol, UK)
- 13:03 **Rspo2 promotes stem cells differentiation towards smooth muscle cell through LGR5/beta-catenin pathway.** P226  
 – Y. Wu, M.E.I. Yang, J.I.N.G. Wang, D.O.N.G. Jian, Y.J. Zhou, L.I. Zhang (Hangzhou, CN)
- 13:10 **MiR-146a inhibition augments angiogenesis and myocardial regeneration.** P227  
 – K. Knoepp, R. Teske, K. Donde, L. Korte, J. Dutzmann, J.M. Daniel, J.M. Bauersachs, D. Sedding (Hannover, DE)
- 13:17 **Early atherosclerosis in a chronic proteasome inhibition model lacks association with vasa vasorum neovascularisation.** P228  
 – S. Suedfeld, F. Wang, J. Herrmann, D. Loeffler, L.O. Lerman, A. Lerman (Rochester, US)

12:35–13:25 | Moderated poster station - Poster Area

PROGNOSTICATION IN HEART FAILURE

Moderated Posters

Chairperson(s): D.R. Nul (Buenos Aires, AR); V.M. Volterrani (Rome, IT)

- 12:35 **Predicting sudden death and pump failure death in patients with heart failure and reduced ejection fraction: competing risk regression analyses of the PARADIGM-HF trial.** P229  
 – L. Shen, P. Jhund, V.C. Shi, J.L. Rouleau, S.D. Solomon, K. Swedberg, M.R. Zile, M. Packer, J.J.V. McMurray (Glasgow, UK; East Hanover, Boston, Charleston and Dallas, US; Montreal, CA; Gothenburg, SE)
- 12:42 **Low serum potassium is associated with worse outcomes: Insights from the PARADIGM-HF trial.** P230  
 – U.M. Mogensen, P.S. Jhund, B. Claggett, L. Kober, A.S. Desai, V.C. Shi, M.P. Lefkowitz, M.R. Zile, J.L. Rouleau, K. Swedberg, M. Packer, S.D. Solomon, J.J. McMurray (Glasgow, UK; Boston, East Hanover, Charleston and Dallas, US; Copenhagen, DK; Montreal, CA; Gothenburg, SE)
- 12:49 **Impact of combined atrial fibrillation and heart failure on mortality: 14-year naturalistic follow-up study.** P231  
 – O.J. Ziff, P. Carter, J. McGowan, S. Chandran, J. Sarma, R. Potluri (London, Manchester and Birmingham, UK)
- 12:56 **Predictors of 30-day mortality in patients with acute heart failure at emergency department admission: derivation and validation of the MESSI-AHF scale.** P232  
 – O. Miro, X. Rossello, F.J. Martin-Sanchez, V. Gil, P. Llorens, P. Herrero, J. Jacob, H. Bueno, S. Pocock (Barcelona, Madrid, Alicante and Oviedo, ES; London, UK)
- 13:03 **The impact of T-lymphocytes on atrial fibrillation and mortality in patients with chronic heart failure.** P233  
 – P. Sulzgruber, L. Koller, B. Richter, S. Blum, M. Korpak, M. Huelsmann, R. Pacher, G. Gollasch, J. Wojta, A. Niessner (Vienna, AT)
- 13:10 **Galectin 3 is markedly elevated in severe heart failure and predicts improvement in LV volumes post cardiac resynchronisation therapy.** P234  
 – S.J. Chua, C. Ajaero, B. Assadi-Khansari, A. McGavigan, J.D. Horowitz, A.L. Sverdlow, D.T.M. Ngo (Adelaide, AU)
- 13:17 **Low appendicular skeletal muscle mass is associated with adverse outcomes in patients with acute decompensated heart failure.** P235  
 – E. Akiyama, M. Konishi, Y. Matsuzawa, M. Endo, C. Kawashima, H. Suzuki, N. Nakayama, N. Maejima, N. Iwahashi, K. Tsukahara, K. Hibi, M. Kosuge, T. Ebina, S. Umemura, K. Kimura (Yokohama, JP)

12:35–13:25 | Moderated poster station - Poster Area

INTERPLAY BETWEEN EXERCISE AND CARDIAC PATHOLOGY

Moderated Posters

Chairperson(s): D. Assanelli (Brescia, IT); A. Abreu (Lisboa, PT)

- 12:35 **Characteristic distinction of energy-dependent hemodynamics in physiological and pathological left ventricular hypertrophy is related to different myocardial expression of mitochondrial regulators.** P236  
 – A. Olah, B.T. Nemeth, C. Matyas, A. Lux, M. Ruppert, D. Keller Mayer, L. Szabo, M. Torok, A.A. Sayour, A. Meltzer, K. Benke, B. Merkely, T. Radovits (Budapest, HU)
- 12:42 **The effect of exercise on the aortic root diameter in young elite athletes with bicuspid aortic valve disease.** P237  
 – A. Malhotra, T.J. Yeo, H. Dhutia, K. Prakash, T. Ketepe-Arachi, A. D'Silva, G. Finnochiaro, A. Steriotis, S. Papatheodorou, L. Millar, S. Dassanayake, B. Ensam, M. Papadakis, M. Tome, S. Sharma (London, UK)
- 12:49 **Non-ischemic left ventricular scar as a substrate of life-threatening ventricular arrhythmias and sudden cardiac death in competitive athletes.** P238  
 – A. Zorzi, M. Perazzolo Marra, I. Rigato, M. De Lazzari, A. Susana, A. Niero, K. Pilichou, F. Migliore, B. Giorgi, C. Basso, M. Schiavon, B. Bauce, S. Illiceto, G. Thiene, D. Corrado (Padua, IT)
- 12:56 **The impact of ECG interpretation variation in pre-participation screening of young athletes.** P239  
 – H. Dhutia, A. Malhotra, T.J. Yeo, M. Papadakis, M. Tome, S. Sharma (London, UK)
- 13:03 **Impact of physical activity on the risk of cardiovascular disease in middle-aged and older adults.** P240  
 – S. Lachman, S.M. Boekholdt, R.N. Luben, N.J. Wareham, K.T. Khaw, R.J.G. Peters (Amsterdam, NL; Cambridge, UK)
- 13:10 **Exercise intolerance can explain the obesity paradox in patients with systolic heart failure data from the mecki score research group.** P241  
 – G.Q. Villani, U. Corra', E. Salvioni, M.F. Piepoli, G. Cattadori, C. Passino, P. Agostoni (Piacenza, Pavia, Milan and Pisa, IT)
- 13:17 **Cardiac dysfunction is the main mechanism of aggravation of exercise intolerance in homozygous sickle cell disease patients.** P242  
 – A. Ceccaldi, S. Hatem, F. Lionnet, K. Stankovic Stojanovic, R. Isnard, N. Hammoudi (Paris, FR)

**12:35–13:25 | Moderated poster station - Poster Area**

**CHALLENGES IN CONGENITAL HEART DISEASE**

**Moderated Posters**

Chairperson(s): H.K. Najm (Cleveland, US); G.D. Webb (Cincinnati, US)

- 12:35 **Mortality rates according to deterioration of various follow-up parameters in PAH-CHD.** **P243**  
 – M.T.U. Schuijt, I.M. Blok, A.C.M.J. Van Riel, A.H. Zwinderman, A.P.J. Van Dijk, B.J.M. Mulder, B.J. Bouma (Amsterdam and Nijmegen, NL)
- 12:42 **The burden of atrial arrhythmias in adult congenital heart disease: observations over a 20 year period.** **P244**  
 – A.T. Abiodun, H.L. Moore, S. Arif, S. Bowater, S. Thorne, P. Clift, L. Hudsmith, J. De Bono (Birmingham, UK)
- 12:49 **Body mass index in adult congenital heart disease patients: distribution, association with exercise capacity and prognostic implication.** **P245**  
 – M. Brida, K. Dimopoulos, A. Kempny, E. Liodakis, L. Swan, A. Uebing, H. Baumgartner, M.A. Gatzoulis, G.P. Diller (Münster, DE; London, UK)
- 12:56 **Disease burden and mortality in tetralogy of Fallot patients over 50 years old.** **P246**  
 – J.P. Bokma, M.M. Winter, J.M. Kuijpers, H.W. Vliegen, A.P. Van Dijk, J.P. Van Melle, F.J. Meijboom, M.C. Post, B.J. Mulder, B.J. Bouma (Amsterdam, Leiden, Nijmegen, Groningen, Utrecht and Nieuwegein, NL)
- 13:03 **Aortopathy in various types of adult congenital heart disease.** **P247**  
 – J.M. Kuijpers, D.R. Koolbergen, M. Groenink, S.M. Boekholdt, B.J. Bouma, B.J.M. Mulder (Amsterdam, NL)
- 13:10 **Efficiency of implantable loop recorder in identifying causes of syncope in children with and without cardiac pathology.** **P248**  
 – E. Polyakova, T. Trofimova, R. Ildarova, M. Shkolnikova (Moscow, RU)
- 13:17 **Value of 18F-FDG PET/CT-angiography in the diagnosis of infective endocarditis in patients with congenital heart disease.** **P249**  
 – M.N. Pizzi, L. Dos-Subira, N. Fernandez-Hidalgo, A. Roque, H. Cuellar-Calabria, A. Pijuan-Domenech, M.T. Gonzalez-Alujas, M.T. Subirana-Domenech, B. Miranda-Barrio, D. Garcia-Dorado, B. Almirante, S. Aguade-Bruix, P. Tornos (Barcelona, ES)

**12:35–13:25 | Moderated poster station - Poster Area**

**DUAL ANTIPLATELET THERAPY: THE LONG AND THE SHORT OF IT!**

**Moderated Posters**

Chairperson(s): P.F. Wouters (Ghent, BE); P. Capranzano (Catania, IT)

- 12:35 **Clinical outcomes in patients with diabetes mellitus receiving dual antiplatelet therapy more than 12 months after second-generation drug eluting stent implantation.** **P250**  
 – S.W. Cho, H. Chang, K. Lim, J. Kang, J.H. Ahn, T.K. Park, J.H. Yang, Y.B. Song, J.H. Choi, S.H. Choi, H.C. Gwon, S.H. Lee, Y.H. Park, J.Y. Hahn (Seoul and Changwon, KR)
- 12:42 **Three-year clinical outcomes after six-month versus twelve-month dual antiplatelet therapy in patients with everolimus-eluting and sirolimus-eluting stents.** **P251**  
 – D.-H. Shin, K.W. Park, J.S. Kim, B.K. Kim, Y.G. Ko, D. Choi, M.K. Hong, H.C. Gwon, H.S. Kim, Y. Jang (Seoul, KR)
- 12:49 **Longer dual antiplatelet therapy beyond 9 months does not influence neointimal condition after second generation drug eluting stent implantation.** **P252**  
 – Y. Goryo, H. Okamoto, Y. Kobayashi, A. Kawamura, K. Fukuhara, T. Koyama, T. Tamada, K. Imai, R. Yamada, T. Kume, K. Obase, Y. Neishi, S. Uemura (Kurashiki, JP)
- 12:56 **Longer-term oral antiplatelet use in stable post-MI patients: Insights from the TIGRIS study.** **P253**  
 – S.G. Goodman, J.C. Nicolau, G. Requena, A. Maguire, S. Blankenberg, J.Y. Chen, C.B. Granger, R. Grieve, S. Pocock, T. Simon, S. Yasuda, A.M. Vega, D. Brieger (Toronto, CA; São Paulo, BR; London, UK; Hamburg, DE; Guangzhou, CN; Durham, US; Paris, FR; Osaka, JP; Madrid, ES; Sydney, AU)
- 13:03 **Duration of dual antiplatelet therapy in patients treated with second generation drug-eluting stents: a systematic review and meta-analysis.** **P254**  
 – M. Bianco, A. Bernardi, F. D'Ascenzo, S. Taha, R. Pozzi, C. Moretti, F. Gaita (Orbassano and Turin, IT; Assuit, EG)
- 13:10 **Short- versus long-term dual antiplatelet therapy after drug-eluting stent implantation in patients with or without diabetes: a patient-level meta-analysis of randomised trials.** **P255**  
 – G. Gargiulo, F. Feres, M.K. Hong, M. Gilard, H.S. Kim, A. Colombo, S. Windecker, T. Palmerini, G.W. Stone, M. Valgimigli (Bern, CH; São Paulo, BR; Seoul, KR; Brest, FR; Milan and Bologna, IT; New York, US)
- 13:17 **Long term dual antiplatelet therapy after drug eluting stents: a meta-analysis of randomised studies.** **P256**  
 – G. Ferrante, M. Pisaniello, G.G. Stefanini, P. Pagnotta, B. Reimers (Rozzano, IT)



**13:30–15:00 | Forum - The Hub**

**DYSPNEA WARS**

**General Cardiology for Physicians, Technicians and General Practitioners**

	Chairperson(s): D.J. Richter (Athens, GR); W. Marrocco (Palestrina, IT)	
13:30	<b>In a young lady after a long flight.</b> – P.S. Svitil (Jihlava, CZ)	257
13:52	<b>After hypertermia and cough.</b> – M. Imazio (Turin, IT)	258
14:15	<b>In an hypertensive patient with recent palpitations.</b> – G. Germano (Rome, IT)	259
14:37	<b>Of recent development in a diabetic patient.</b> – E. Alegria Ezquerria (San Sebastian, ES)	260

Symposium

**13:30–15:00 | Galileo - The Hub**

**DEVELOPING SPECIALIST NURSING ROLES: CHALLENGES AND OPPORTUNITIES**

**General Cardiology for Nurses and Allied Professionals**

	Chairperson(s): F. Astin (Huddersfield, UK); M. Clari (Turin, IT)	
13:30	<b>Nursing specialism in chronic care management - The case of atrial fibrillation.</b> – J.M.L. Hendriks (Sittard, NL)	261
13:52	<b>Implantable cardioverter defibrillation deactivation - Can heart failure nurses contribute?</b> – L.M. Hill (Co. Antrim, UK)	262
14:15	<b>The Italian experience with nursing specialisation.</b> – E. Vellone (Rome, IT)	263
14:37	<b>Specialist nurse education - CCNAP Core curriculum for specialist practice.</b> – E. Lambrinou (Limassol, CY)	264

Symposium

**13:30–14:15 | Raphael - The Hub**

**2015 PULMONARY HYPERTENSION GUIDELINES IN POLAND**

**My NCS@ESC**

	Chairperson(s): Z. Gasior (Katowice, PL); P. Hoffman (Warsaw, PL)	
13:30	<b>Balloon angioplasty in the labyrinth of pulmonary circulation - Clinical case.</b> – M. Kurzyna (Otwock, PL)	265
13:41	<b>Balloon angioplasty in the labyrinth of pulmonary circulation - What do the Guidelines say?</b> – A. Torbicki (Otwock, PL)	266
13:52	<b>2015 Pulmonary hypertension Guidelines - Clinical practice in Poland.</b> – L. Chrzanowski (Lodz, PL)	267
14:03	<b>2015 Pulmonary hypertension Guidelines in Poland - Discussion with the audience and take home message.</b> – P. Hoffman (Warsaw, PL)	268

Guidelines in Daily Practice



13:30–15:00 | Da Vinci - The Hub

**BREAKING DOWN BARRIERS IN SECONDARY PREVENTION**

Rapid Fire Abstract

- Chairperson(s): J. De Sutter (Ghent, BE); J. Ferrieres (Toulouse, FR)
- 13:30 **Improvement of medication adherence by administration timing simplification protocol (ATSP) in cardiovascular disease patients.** 269  
– H.Y. Lee, C.S. Park (Seoul, KR)
  - 13:39 **Depression and anxiety prevalence and characteristics in patients with established coronary heart disease and ischemic stroke survivors: a comparison.** 270  
– J. Bruthans, O. Mayer Jr, R. Cifkova, P. Wohlfahrt, V. Lanska (Prague and Pilsen, CZ)
  - 13:48 **Bisphosphonates for cardiovascular risk reduction. A systematic review and meta-analysis.** 271  
– G. Kranenburg, J.W. Bartsra, M. Weijmans, P.A. De Jong, W.P. Mali, H.J. Verhaar, F.L.J. Visseren, W.S. Spiering (Utrecht, NL)
  - 13:57 **Medical compliance after acute myocardial infarction in STEMI and NSTEMI patients in the Netherlands.** 272  
– D.C. Eindhoven, L.N. Van Staveren, D.E. Ikkersheim, S.C. Cannegieter, J.A. Van Erkelens, M.J. Schalijs, C.J.W. Borleffs (Leiden, Amstelveen and Zeist, NL)
  - 14:06 **Are clinicians following statin intensity recommendations? Insights in 135 U.S community practices in the PALM registry.** 273  
– A.M. Navar, E.D. Peterson, S. Li, A.C. Goldberg, S.S. Virani, V.L. Roger, J.G. Robinson, P.W.F. Wilson, J. Elassal, L.V. Lee, T.Y. Wang (Durham, St. Louis, Houston, Rochester, Iowa City, Atlanta, Tarrytown and Bridgewater, US)
  - 14:15 **Management of overweight and obesity in patients at high cardiovascular risk across Europe: results from EUROASPIRE IV survey.** 274  
– K. Kotseva, D. De Bacquer, D. Wood (London, UK; Ghent, BE)
  - 14:24 **Barriers to uptake of cardio-protective treatment in a community elderly population of stage B heart failure.** 275  
– H. Yang, K. Negishi, M. Nolan, Y. Wang, T. Marwick (Hobart and Melbourne, AU)
  - 14:33 **Low socioeconomic status is associated with recurrent atherosclerotic cardiovascular disease event in a population with stable coronary heart disease.** 276  
– J. Ohm, P.H. Skoglund, A. Discacciati, J. Sundstrom, K. Hambraeus, T. Jernberg, P. Svensson (Stockholm, Uppsala and Falun, SE)
  - 14:42 **Improvement in achievement of lipid targets in France: comparison of data from the DYSIS I and DYSIS II studies.** 277  
– J. Ferrieres, M. Velkovski Rouyer, D. Lautsch, V. Ashton, B.M. Ambegaonkar, P. Brudi, A.K. Gitt (Toulouse and Paris, FR; Vienna, AT; Kenilworth, US; Ludwigshafen, DE)
  - 14:51 **Forty year trends in premature CHD mortality among men and women in Eastern and Southwestern Finland.** 278  
– P. Jousilahti, T. Laatikainen, V. Salomaa, A. Pietila, E. Vartiainen, P. Puska (Helsinki, FI)

13:30–14:15 | Bernini - The Hub



**2015 PERICARDIAL DISEASES GUIDELINES IN SPAIN**

Guidelines in Daily Practice

**My NCS@ESC**

Chairperson(s): M.P. Anguita Sanchez (Córdoba, ES); J. Guindo Soldevila (Terrassa, ES)

- 13:30 **Clinical case.** 279  
– To be announced
- 13:41 **Clinical case - What do the Guidelines say?** 280  
– G. Vasquez Oliva (Gerona, ES)
- 13:52 **2015 Pericardial diseases Guidelines - Clinical practice in Spain.** 281  
– J. Sagrista Sauleda (Barcelona, ES)
- 14:03 **2015 Pericardial diseases Guidelines in Spain - Discussion with the audience and take home message.** 282  
– M.P. Anguita Sanchez (Córdoba, ES)



**13:30–14:15 | Michelangelo - The Hub**

**2015 VENTRICULAR ARRHYTHMIAS AND SUDDEN DEATH GUIDELINES IN THE NETHERLANDS**

Guidelines in Daily Practice

**My NCS@ESC**

Chairperson(s): A. Elvan (Zwolle, NL); A.H. Maass (Groningen, NL)

13:30	<b>A narrow complex tachycardia in a 58 year old patient with coronary artery disease - Clinical case.</b>	283
	– P. Loh (Utrecht, NL)	
13:41	<b>A narrow complex tachycardia in a 58 year old patient with coronary artery disease - What do the Guidelines say?</b>	284
	– C.E. Conrath (Amsterdam, NL)	
13:52	<b>2015 Ventricular arrhythmias and sudden death Guidelines - Clinical practice in the Netherlands.</b>	285
	– P. Van Dessel (Amsterdam, NL)	
14:03	<b>2015 Ventricular arrhythmias and sudden death Guidelines in The Netherlands - Discussion with the audience and take home message.</b>	286
	– A.H. Maass (Groningen, NL)	

**13:30–15:00 | Baku - Village 1**

**METABOLISM, ADIPOSE TISSUE AND CARDIOVASCULAR DISEASE**

Advances in Science

Chairperson(s): A. Sun (Shanghai, CN); S. Hatem (Paris, FR)

13:30	<b>State of the Art on the link of lipid metabolism and platelet function.</b>	287
	– S. Horman (Brussels, BE)	
13:48	<b>The novel heart-specific ring finger protein 207 regulates energy metabolism in cardiomyocytes.</b>	288
	– W. Mizushima, H. Takahashi, M. Watanabe, S. Kinugawa, S. Matsushima, S. Takada, T. Yokota, T. Furihata, J. Matsumoto, M. Tsuda, T. Katayama, T. Nakajima, S. Hatakeyama, H. Tsutsui (Sapporo, JP)	
14:06	<b>Diet-induced obesity requires signalling through Tumor Necrosis Factor Receptor-Associated Factor 1 (TRAF-1) in adipocytes.</b>	289
	– D. Wolf, N. Anto-Michel, I. Hilgendorf, C. Bode, A. Zirlik (Freiburg, DE)	
14:24	<b>Maternal fructose exposure during pregnancy and lactation in rats modulates the cardiac stress response in the offspring.</b>	290
	– S. Leu, K. Wu, Y.L. Tain, W.C. Lee, J. Chan (Kaohsiung, TW)	
14:42	<b>Future direction for research in metabolism, adipose tissue and cardiovascular disease.</b>	291
	– T. Minamino (Niigata, JP)	

**13:30–15:00 | Nicosia - Village 1**

**EXOSOMES AS NEW THERAPEUTICS AND BIOMARKERS IN CARDIOVASCULAR DISEASE**

Symposium

Chairperson(s): L. Badimon (Barcelona, ES); C. Weber (Munich, DE)

13:30	<b>Plasma exosome content for diagnosis and prognosis of global cardiovascular disease.</b>	292
	– D. De Kleijn (Utrecht, NL)	
13:52	<b>Microvesicles and atherothrombosis.</b>	293
	– C.M. Boulanger (Paris, FR)	
14:15	<b>Stem cell derived exosomes for myocardial regeneration.</b>	294
	– R. Kishore (Philadelphia, US)	
14:37	<b>Exosomes: from cardiac surgery to basic science and back.</b>	295
	– C. Emanueli (Bristol, UK)	

**13:30–15:00 | Helsinki - Village 2**

**MODERN MANAGEMENT OF INTERMITTENT CLAUDICATION**

Case-based Symposium

Chairperson(s): C. Vlachopoulos (Athens, GR); V. Aboyans (Limoges, FR)

13:30	<b>A case of medical management - Clinical case.</b>	296
	– K.K. Naka (Ioannina, GR)	
13:50	<b>A case of medical management. - Panel discussion and questions from the audience.</b>	297
	– A.M.K. Etriby (Cairo, EG), A.F. Gallino (Bellinzona, CH), J.B. Ricco (Poitiers, FR)	
14:05	<b>A case of revascularisation - Clinical case.</b>	298
	– E. Stabile (Salerno, IT)	
14:20	<b>A case of revascularisation - Panel discussion and questions from the audience.</b>	299
	– A.M.K. Etriby (Cairo, EG), A.F. Gallino (Bellinzona, CH), J.B. Ricco (Poitiers, FR)	
14:40	<b>Exercise, revascularisation or both? State of the art.</b>	300
	– M. McDermott (Chicago, US)	



## 13:30–15:00 | Sarajevo - Village 2

**HEART-TEAM BASED MANAGEMENT OF TRICUSPID REGURGITATION: WHEN THE CARDIOLOGISTS MEET THE SURGEONS****Surgeon track**

	Chairperson(s): V. Falk (Berlin, DE); O. Oto (Izmir, TR)	
13:30	<b>Anatomy of the TV and implications for surgical and transcatheter treatment (Live in a box).</b> – T.A.F. Folliguet (Vandoeuvre-lès-Nancy, FR)	301
13:41	<b>Anatomical pitfalls in TV surgery.</b> – M.J. Antunes (Coimbra, PT)	302
13:52	<b>Anatomical pitfalls in transcatheter of TR.</b> – A. Latib (Milan, IT)	303
14:03	<b>Case based heart-team for TR with reserved RV function (echo+procedure video).</b> – F. Maisano (Zurich, CH)	304
14:15	<b>Case based heart-team for TR with reserved RV dysfunction (echo+procedure video).</b> – J.F.O. Obadia (Lyon-Bron, FR)	305
14:26	<b>Timing of surgery in late TR following MV surgery: an unsolved issue.</b> – M. De Bonis (Milan, IT)	306
14:37	<b>Should we do prophylactic annuloplasty during MV repair.</b> – J.-L. Vanoverschelde (Brussels, BE)	307
14:48	<b>Discussion.</b>	308

## 13:30–15:00 | Sofia - Village 2

**DRUG-ELUTING STENT****Advances in Science**

	Chairperson(s): A. Erglis (Riga, LV); D. Capodanno (Catania, IT)	
13:30	<b>State of the Art in drug eluting stent technology.</b> – R.A. Byrne (Munich, DE)	309
13:48	<b>Ten year clinical outcome of a large registry with unrestricted use of DES.</b> – J.R. Draaijer, J. Daemen, J.P. Roijers, M.J. Lenzen, F. Zijlstra, P.W.J.C. Serruys, R.-J.M. Van Geuns, R.T. Domburg (Rotterdam, NL)	310
14:06	<b>Long-term risk of stent thrombosis and restenosis after treatment with drug-eluting stents: A report from SCAAR.</b> – E. Omerovic, C. Dworeck, O. Angeras, I. Haraldsson, D. Ioanes, J. Odenstedt, P. Petursson, L. Robertsson, J. Stewart, J. Wahllin, S. Volz, P. Albertsson, T. Ramunddal (Gothenburg, Borås, Skövde and Trollhättan, SE)	311
14:24	<b>Long-term clinical outcomes of biolimus-eluting stents with biodegradable versus bare-metal stents in patients with acute STEMI: 5 Year results of the randomized COMFORTABLE AMI trial.</b> – L. Raber, H. Kelbaek, A. Baumbach, D. Tuller, M. Ostojic, P. Juni, C. Von Birgelen, R. Kornowski, T.F. Luscher, M. Roffi, G. Pedrazzini, T. Engstrom, V. Vukcevic, D. Heg, S. Windecker (Bern, Zurich, Geneva and Lugano, CH; Roskilde and Copenhagen, DK; Bristol, UK; Belgrade, RS; Toronto, CA; Enschede, NL; Tel Aviv, IL)	312
14:42	<b>Future direction for research in drug - eluting stent technology.</b> – M.C. Morice (Massy, FR)	313

## 13:30–15:00 | Cairo - Village 3

**GUIDELINES IN HYPERTENSION – DILEMMAS IN DAILY PRACTICE****Guidelines in Daily Practice**

	Chairperson(s): A. Coca (Barcelona, ES); E. Agabiti-Rosei (Brescia, IT)	
13:30	<b>Young man with uncomplicated stage 1 hypertension - Clinical case.</b> – C. Tsioufis (Athens, GR)	314
13:45	<b>Young man with uncomplicated stage 1 hypertension - What do the Guidelines say?</b> – K. Narkiewicz (Gdansk, PL)	315
14:00	<b>Young man with uncomplicated stage 1 hypertension - Panel discussion on how to implement the Guidelines.</b> – A.M. Heagerty (Manchester, UK), R.E. Schmieder (Erlangen, DE)	316
14:10	<b>Young man with uncomplicated stage 1 hypertension - Conclusion and take home message.</b> – A. Coca (Barcelona, ES)	317
14:15	<b>Young type 2 diabetic - When to treat blood pressure and how low to go? - Clinical case.</b> – J. Brguljan (Ljubljana, SI)	318
14:30	<b>Young type 2 diabetic - When to treat blood pressure and how low to go? - What do the Guidelines say?</b> – L.M. Ruilope (Madrid, ES)	319
14:45	<b>Young type 2 diabetic - When to treat blood pressure and how low to go? - Panel discussion on how to implement the Guidelines.</b> – A.M. Heagerty (Manchester, UK), R.E. Schmieder (Erlangen, DE)	320
14:55	<b>Young type 2 diabetic - When to treat blood pressure and how low to go? - Conclusion and take home message.</b> – E. Agabiti-Rosei (Brescia, IT)	321



13:30–15:00 | Yerevan - Village 3



CRITICAL ISSUES IN ANTITHROMBOTIC THERAPY

Meet the Experts

Chairperson(s): S. Agewall (Oslo, NO); G.M.C. Rosano (London, UK)

13:30	<b>Critical issues in antithrombotic therapy - Introduction to the session.</b>	322
	– S. Agewall (Oslo, NO)	
13:35	<b>A patient with atrial fibrillation and stenting for stable angina.</b>	323
	– R. Dalmau (Madrid, ES)	
13:45	<b>A patient with atrial fibrillation and stenting for stable angina - Panel discussion and questions from the audience.</b>	324
	– R.F. Storey (Sheffield, UK), S. Wassmann (Munich, DE)	
14:00	<b>A patient with acute coronary syndrome developing atrial fibrillation.</b>	325
	– T.S. Hall (Oslo, NO)	
14:10	<b>A patient with acute coronary syndrome developing atrial fibrillation - Panel discussion and questions from the audience.</b>	326
	– R.F. Storey (Sheffield, UK), S. Wassmann (Munich, DE)	
14:25	<b>A patient with acute coronary syndrome and diabetes: duration of DAPT.</b>	327
	– J. Poess (Lübeck, DE)	
14:35	<b>A patient with acute coronary syndrome and diabetes: duration of DAPT - Panel discussion and questions from the audience.</b>	328
	– R.F. Storey (Sheffield, UK), S. Wassmann (Munich, DE)	
14:50	<b>Critical issues in antithrombotic therapy - Take home message.</b>	329
	– G.M.C. Rosano (London, UK)	

13:30–15:00 | Berlin - Village 4

PROGRESS IN FIGHTING SUDDEN CARDIAC DEATH

Symposium

Chairperson(s): H.V. Huikuri (Oulu, FI); P.E. Vardas (Heraklion, GR)

13:30	<b>Changing epidemiology of sudden cardiac death.</b>	330
	– X. Jouven (Paris, FR)	
13:52	<b>Prehospital care in cardiac arrest victims.</b>	331
	– D. Andresen (Berlin, DE)	
14:15	<b>Optimised in-hospital care after cardiac arrest.</b>	332
	– P. Meier (Geneva, CH)	
14:37	<b>Future trends to improve cardiac arrest outcome.</b>	333
	– B. Levy (Vandoeuvre-lès-Nancy, FR)	

13:30–15:00 | Minsk - Village 4

NOVELTIES IN CARDIAC ELECTRONIC DEVICES

Symposium

Chairperson(s): A. Grace (Cambridge, UK); W.A. Almahmeed (Abu Dhabi, AE)

13:30	<b>Leadless pacemakers.</b>	334
	– A. Auricchio (Lugano, CH)	
13:52	<b>Subcutaneous and wearable ICD.</b>	335
	– P. Lambiase (London, UK)	
14:15	<b>Monitoring tools.</b>	336
	– H. Burri (Geneva, CH)	
14:37	<b>Phrenic nerve stimulation.</b>	337
	– W.T. Abraham (Columbus, US)	

13:30–15:00 | Athens - Village 5



FEMALE HEARTS ARE DIFFERENT – WHAT DID YOU EXPECT?

Case-based Symposium

Chairperson(s): V. Regitz-Zagrosek (Berlin, DE); S.G. Foussas (Athens, GR)

13:30	<b>Coronary dissection - Clinical case.</b>	338
	– M. Kermeis (Paris, FR)	
13:50	<b>Coronary dissection - Panel discussion and questions from the audience.</b>	339
	– G. Mikhail (London, UK), P. Motreff (Clermont-Ferrand, FR)	
14:05	<b>A TAVI who bleeds - Clinical case.</b>	340
	– D. Jochheim (Munich, DE)	
14:25	<b>A TAVI who bleeds - Panel discussion and questions from the audience.</b>	341
	– G. Mikhail (London, UK), P. Motreff (Clermont-Ferrand, FR)	
14:40	<b>State of the heart - State of the art.</b>	342
	– G. Guagliumi (Bergamo, IT)	

<b>13:30–15:00   Copenhagen - Village 5</b>		
<b>PERSONALISED ANTIPLATELET THERAPY</b>		<b>Symposium</b>
Chairperson(s): J.A.C. Morais (Leiria, PT); J. Silvain (Paris, FR)		
13:30	<b>How to individualise dual antiplatelet therapy in patients presenting with NSTEMI- acute coronary syndrome.</b>	<b>343</b>
	– D. Erlinge (Lund, SE)	
13:52	<b>How to personalise antiplatelet therapy in patients with type 2 diabetes mellitus.</b>	<b>344</b>
	– B. Rocca (Rome, IT)	
14:15	<b>How to individualise the choice of how long to maintain dual antiplatelet therapy after acute coronary syndrome.</b>	<b>345</b>
	– D. Sibbing (Munich, DE)	
14:37	<b>How to individualise therapy to prevent bleeds.</b>	<b>346</b>
	– S. Halvorsen (Oslo, NO)	
<b>13:30–15:00   Budapest - Village 6</b>		
<b>MULTIMODALITY IMAGING IN THE EMERGENCY ROOM, THE HEART TEAM APPROACH</b>		<b>Case-based Symposium</b>
Chairperson(s): R. Sicari (Pisa, IT); W.A. Zoghbi (Houston, US)		
13:30	<b>A patient with acute chest pain and heart murmur - Clinical case.</b>	<b>347</b>
	– J. Grapsa (London, UK)	
13:50	<b>A patient with acute chest pain and heart murmur - Panel discussion and questions from the audience.</b>	<b>348</b>
	– A. Nchimi (Luxembourg, LU), B. Shivalkar (Edegem, BE), F. Rigo (Mestre-Venice, IT)	
14:05	<b>A patient with acute chest pain and normal ECG - Clinical case.</b>	<b>349</b>
	– I. Eitel (Leipzig, DE)	
14:25	<b>A patient with acute chest pain and normal ECG - Panel discussion and questions from the audience.</b>	<b>350</b>
	– A. Nchimi (Luxembourg, LU), B. Shivalkar (Edegem, BE), F. Rigo (Mestre-Venice, IT)	
14:40	<b>Cardiac imaging in the emergency room - State of the art.</b>	<b>351</b>
	– F. Pugliese (London, UK)	
<b>13:30–15:00   Tbilisi - Village 6</b>		
<b>TO SCREEN OR NOT TO SCREEN ASYMPTOMATIC PATIENTS BY CT</b>		<b>Symposium</b>
Chairperson(s): P.A. Kaufmann (Zurich, CH); S.R. Underwood (London, UK)		
13:30	<b>Before non-cardiac surgery.</b>	<b>352</b>
	– A. Saraste (Turku, FI)	
13:52	<b>In individuals with risk factors.</b>	<b>353</b>
	– J.K. Min (New York, US)	
14:15	<b>In asymptomatic diabetics.</b>	<b>354</b>
	– G. Pontone (Milan, IT)	
14:37	<b>After revascularisation.</b>	<b>355</b>
	– M.J. Zellweger (Basel, CH)	
<b>13:30–15:00   Paris - Village 7</b>		
<b>SHOULD WE CONSIDER PSYCHOSOCIAL DETERMINANTS OF CARDIOVASCULAR DISEASE?</b>		<b>Symposium</b>
Chairperson(s): E. Prescott (Copenhagen, DK); M.E. Cupples (Belfast, UK)		
13:30	<b>Understanding psychosocial stress.</b>	<b>356</b>
	– R. Von Kaenel (Barmelweid, CH)	
13:52	<b>Personality and well-being.</b>	<b>357</b>
	– M.M.N. Abreu (Lisbon, PT)	
14:15	<b>Working long hours.</b>	<b>358</b>
	– A.H. Garde (Copenhagen, DK)	
14:37	<b>Evidence based management of psychosocial risk factors.</b>	<b>359</b>
	– C. Albus (Cologne, DE)	

**13:30–15:00 | Reykjavik - Village 7****OPTIMISING CARDIOVASCULAR HEALTH ACROSS THE LIFE COURSE: THE ROLE OF THE HEART CARE TEAM** Symposium

Chairperson(s): C.S. Jennings (London, UK); L. Hayman (Boston, US)

- 13:30 **Operationalising the heart care team on a global level: the role of the nurse case manager.** 360  
– K. Berra (Menlo Park, US)
- 13:52 **Facilitating interprofessional collaboration. How can we work together effectively?** 361  
– C.D. Lionis (Heraklion, GR)
- 14:15 **Models for behavior change: what works in team-based care?** 362  
– N. Houston-Miller (Stanford, US)
- 14:37 **The heart care team: partnering with patients and families.** 363  
– A. Stromberg (Linköping, SE)

**13:30–15:00 | Brussels - Village 8****NEW DRUGS IN ACUTE HEART FAILURE** Symposium

Chairperson(s): T.A. McDonagh (London, UK); G. Hasenfuss (Göttingen, DE)

- 13:30 **Ularatide.** 364  
– M. Packer (Dallas, US)
- 13:52 **Seralaxin.** 365  
– M. Metra (Brescia, IT)
- 14:15 **Cardioxyl.** 366  
– J. Butler (Atlanta, US)
- 14:37 **New mineralo-corticoid receptor antagonists (MRAs).** 367  
– G.S. Filippatos (Athens, GR)

**13:30–15:00 | Tallinn - Village 8****HOLISTIC APPROACH IN HEART FAILURE** Symposium

Chairperson(s): C. Yancy (Chicago, US); D. Logeart (Paris, FR)

- 13:30 **Stem cell therapy.** 368  
– A. Terzic (Rochester, US)
- 13:52 **Exercise therapy.** 369  
– M.F. Piepoli (Piacenza, IT)
- 14:15 **Telemedicine.** 370  
– F. Koehler (Berlin, DE)
- 14:37 **Palliative care.** 371  
– J. Riley (London, UK)

**13:30–15:00 | Prague - Village 9****MYTHS IN VALVE DISEASE – LET'S CLEAR UP THE CONFUSION** Symposium

Chairperson(s): C.M. Otto (Seattle, US); K. Koh (Incheon, KR)

- 13:30 **Low gradient aortic stenosis.** 372  
– J.-L. Monin (Créteil, FR)
- 13:52 **Primary and secondary MR: different problems in different patients.** 373  
– R. Rosenhek (Vienna, AT)
- 14:15 **Added value of exercise echocardiography.** 374  
– A. Poppas (Providence, US)
- 14:37 **Patient prosthesis mismatch.** 375  
– S. Rahimtoola (Los Angeles, US)

**13:30–15:00 | Vienne - Village 9****PREGNANCY IN CARDIAC PATIENTS** Symposium

Chairperson(s): F. Walker (London, UK); S. Matskeplishvili (Moscow, RU)

- 13:30 **Counseling patients with congenital cardiac disease.** 376  
– J.W. Roos-Hesselink (Rotterdam, NL)
- 13:52 **Anticonception: choices and challenges.** 377  
– M. Ladouceur (Paris, FR)
- 14:15 **How to deal with heart failure?** 378  
– K. Sliwa-Hahnle (Cape Town, ZA)
- 14:37 **How to plan the delivery in GUCH patients? How many days in hospital after delivery?** 379  
– M.R. Johnson (London, UK)

13:30–15:00 | Zagreb - Village 9

**HOT TOPICS IN PULMONARY HYPERTENSION**

Symposium

Chairperson(s): P. Escribano Subias (Madrid, ES); J.S.R. Gibbs (London, UK)

- |       |  |     |
|-------|--|-----|
| 13:30 | <b>Erroneous haemodynamic measurements.</b>                                    | 380 |
|       | – S. Rosenkranz (Cologne, DE)  |     |
| 13:52 | <b>Initial versus sequential combination pharmacotherapy for PAH.</b>          | 381 |
|       | – N. Galie (Bologna, IT)   |     |
| 14:15 | <b>Eisenmenger syndrome: recent advances.</b>                                  | 382 |
|       | – G. Giannakoulas (Thessaloniki, GR)   |     |
| 14:37 | <b>Management of patients with pulmonary hypertension under going surgery.</b> | 383 |
|       | – M. Gombert-Maitland (Chicago, US)  |     |

13:30–15:00 | Agora 1 - Poster Area

**ONE TO TEN IN EXERCISE, PHYSICAL ACTIVITY AND CARDIOLOGY**

Rapid Fire Abstract

Chairperson(s): T. Karlsen (Trondheim, NO); M. Halle (Munich, DE)

- |       |   |     |
|-------|---|-----|
| 13:30 | <b>Contemporary reference values for peak oxygen uptake in healthy European children and adolescents.</b>   | 384 |
|       | – R. Buys, T. Takken, T. Reybrouck, R. Oberhoffer, M. Gewillig, A. Hager, J. Mueller (Leuven, BE; Utrecht, NL; Munich, DE)  |     |
| 13:39 | <b>Reference values for cardiopulmonary function in older men and women: the generation 100 study.</b>  | 385 |
|       | – D. Stensvold (Trondheim, NO)  |     |
| 13:48 | <b>Exaggerated blood pressure increase with exercise and risk of all-cause mortality and major cardiac events in patients with known or suspected coronary artery disease.</b>  | 386 |
|       | – A. Bouzas-Mosquera, J. Peteiro, F.J. Broullon, N. Alvarez-Garcia, N. Maneiro-Melon, P. Pardo-Martinez, M. Sagastagoitia-Fornie, R. Perez-Fernandez, B. Bouzas-Zubeldia, D. Martinez, J.C. Yanez, I. Martinez-Bendayan, R. Fabregas, J.M. Vazquez-Rodriguez (A Coruña, ES) |     |
| 13:57 | <b>Vagal tone and exercise capacity.</b>  | 387 |
|       | – A. Machhada, G. Ackland, D. Stuckey, M.F. Lythgoe, A.V. Gourine (London, UK)  |     |
| 14:06 | <b>The introduction of focused echo in the pre-participation screening for non-elite athletes: is it sustainable?</b>   | 388 |
|       | – G. Halasz, A. Nardecchia, S. Romano, V. Biasini, P. Faccini, M. Cicconetti, M. Piseri, M. Penco (L'Aquila, Rome and Scoppito, IT)   |     |
| 14:15 | <b>Cardiorespiratory fitness predicts outcomes among patients with depression: the henry ford exercise testing (FIT) project.</b>   | 389 |
|       | – M. Al-Mallah, W. Qureshi, A. Ahmed, M. Blaha, C. Brawner, J. Ehrman, S. Keteyian (Riyadh, SA; Winston-Salem, Baltimore and Detroit, US)   |     |
| 14:24 | <b>Leisure time physical activity reduces the risk of cardiovascular death and an acute CVD event also among older adults.</b>  | 390 |
|       | – P. Jousilahti, N. Barengo, R. Antikainen, K. Borodulin, K. Harald (Helsinki and Oulu, FI)   |     |
| 14:33 | <b>Differential effects of aerobic endurance, interval and resistance training on cellular senescence and inducible NO synthase.</b>  | 391 |
|       | – C. Werner, A. Hecksteden, J. Zundler, M. Böhm, T. Meyer, U. Laufs (Homburg and Saarbrücken, DE)   |     |
| 14:42 | <b>Effects of long-term exercise on cardiac remodeling in a marfan mouse model.</b>   | 392 |
|       | – M. Battle, A. Mas-Stachurska, A.M. Sieger, N. Castillo, D. Gorbenko, M. Sitges, C. Rubies, J. Brugada, L. Mont, E. Guasch, G. Egea (Barcelona, ES)  |     |
| 14:51 | <b>Effects of high-intensity resistance training isolated and associated with aerobic exercise on hemodynamics, collagen deposition and inflammatory profile in heart failure rats.</b>   | 393 |
|       | – P. Dal Lago, J.P. Alves, R.B. Nunes, D.C. Ferreira, G.P. Stefani, R.B. Jaenisch (Porto Alegre, BR)  |     |

13:30–15:00 | Agora 2 - Poster Area

**HOW SHOULD THE GLOBAL CARDIOLOGY COMMUNITY RESPOND TO THE PREVENTABLE GLOBAL EPIDEMIC OF CVD?**

Symposium

Joint with the World Heart Federation (WHF)

Chairperson(s): F. Cosentino (Stockholm, SE); D.A. Wood (London, UK)

- |       |  |     |
|-------|--|-----|
| 13:30 | <b>Why is cardiovascular disease decreasing (or increasing) in different regions?</b>  | 394 |
|       | – C. Varghese (Geneva, CH)   |     |
| 13:52 | <b>Do we know enough to make a big difference?</b>   | 395 |
|       | – P. Perel (London, UK)  |     |
| 14:15 | <b>Importance of health systems and public health to overcome barriers in regional CVD prevention.</b>   | 396 |
|       | – M. McKee (London, UK)  |     |
| 14:37 | <b>How do we integrate public health, health systems and clinical interventions in a cost effective manner and build partnerships to reduce CVD?</b> | 397 |
|       | – S. Yusuf (Hamilton, CA)  |     |





Special Session

**14:20–15:00 | Raphael - The Hub**

**MINI QUIZ ON 2015 ESC GUIDELINES – POLAND**

**My NCS@ESC**

Chairperson(s): Z. Gasior (Katowice, PL); P. Hoffman (Warsaw, PL)

14:20 **Mini quiz panel members.** 398

– A.J. Budaj (Warsaw, PL), J.D. Kasprzak (Lodz, PL), G. Kopec (Krakow, PL), R.L. Lenarczyk (Zabrze, PL), J. Stepinska (Warsaw, PL), P. Pruszczyk (Warsaw, PL)



Special Session

**14:20–15:00 | Bernini - The Hub**

**MINI QUIZ ON 2015 ESC GUIDELINES – SPAIN**

**My NCS@ESC**

Chairperson(s): M.P. Anguita Sanchez (Córdoba, ES); J. Guindo Soldevila (Terrassa, ES)

14:20 **Mini quiz panel members.** 399

– J.A. Barrabes (Barcelona, ES), M. Cobo Marcos (Madrid, ES), A. Hernandez Madrid (Madrid, ES), M. Lazaro Salvador (Toledo, ES), D. Marzal (Merida, ES), J.A. Vazquez De Prada Tiffe (Santander, ES), M.A. Cobos Gil (Madrid, ES)



Special Session

**14:20–15:00 | Michelangelo - The Hub**

**MINI QUIZ ON 2015 ESC GUIDELINES – THE NETHERLANDS**

**My NCS@ESC**

Chairperson(s): A. Elvan (Zwolle, NL); A.H. Maass (Groningen, NL)

14:20 **Mini quiz panel members.** 400

– A.M.W. Alings (Breda, NL), L.V.A. Boersma (Nieuwegein, NL), M.E.W. Hemels (Arnhem, NL), W.P.J. Jansen (Hilversum, NL), A.P. van Alem (Den Haag, NL)

**15:30–16:15 | Helsinki - Village 2**

**OPTIMIZING PATIENT CARE: A STATE-OF-THE-ART UPDATE ON PULMONARY HYPERTENSION MANAGEMENT**

Satellite Symposium

**Sponsored by MSD**

Chairperson(s): D. Vizza (Rome, IT); H.A. Ghofrani (Giessen, DE)

15:30 **Welcome and introduction - Optimizing patient care: a state-of-the-art update on pulmonary hypertension management.** 401

– D. Vizza (Rome, IT), H.A. Ghofrani (Giessen, DE)

15:31 **PAH: defining the current clinical challenges.** 402

– P. Jansa (Prague, CZ)

15:40 **CTEPH: identifying patients at risk after pulmonary embolism.** 403

– A. Torbicki (Otwock, PL)

15:50 **CTEPH: improving diagnosis using optimal imaging techniques.** 404

– D. Vizza (Rome, IT)

16:00 **PH: applying the treatment guidelines to improve patient outcomes.** 405

– H.A. Ghofrani (Giessen, DE)

16:10 **Q&A/Discussion and meeting close - Optimizing patient care: a state-of-the-art update on pulmonary hypertension management.** 406

– D. Vizza (Rome, IT), H.A. Ghofrani (Giessen, DE), P. Jansa (Prague, CZ), A. Torbicki (Otwock, PL)

*Don't miss the complementary Satellite Symposium - Experts on the Spot session scheduled on Tuesday 30 August, 10:15–10:45 in Bernini - The Hub.*

15:30–16:30 | Sofia - Village 2

**ACUTE HEMODYNAMIC SUPPORT FOR IMPENDING, ESTABLISHED CARDIOGENIC SHOCK & HIGH RISK PCI**

Satellite Symposium

Sponsored by Abiomed

Chairperson(s): G.D. Dangas (New York, US); S.D. Anker (Göttingen, DE)

- |       |  |     |
|-------|--|-----|
| 15:30 | <b>Welcome - Acute hemodynamic support for impending, established cardiogenic shock &amp; high risk PCI.</b>   | 407 |
|       | – G.D. Dangas (New York, US)   |     |
| 15:32 | <b>Contemporary look at the treatment of cardiogenic shock.</b>  | 408 |
|       | – A. Schaefer (Hannover, DE), W.W. O'Neill (Miami, US), B. Schieffer (Marburg, DE)   |     |
| 15:56 | <b>Shock team approach to treating AMICGS.</b>   | 409 |
|       | – R. Westenfeld (Düsseldorf, DE), J.P.S. Henriques (Amsterdam, NL)   |     |
| 16:12 | <b>Timing of hemodynamic support and escalation of therapy.</b>  | 410 |
|       | – K. Ibrahim (Dresden, DE)   |     |
| 16:20 | <b>Panel discussion and audience Q&amp;A: acute hemodynamic support options in Europe.</b>   | 411 |
|       | – G.D. Dangas (New York, US), S.D. Anker (Göttingen, DE), A. Schaefer (Hannover, DE), W.W. O'Neill (Miami, US), B. Schieffer (Marburg, DE), R. Westenfeld (Düsseldorf, DE), J.P.S. Henriques (Amsterdam, NL), K. Ibrahim (Dresden, DE) |     |

15:30–17:00 | Cairo - Village 3

**RISK PROFILES AND THE QUALITY OF STROKE PREVENTION FOR PATIENTS WITH ATRIAL FIBRILLATION: RESULTS FROM THE GARFIELD-AF REGISTRY**

Satellite Symposium

Sponsored by Thrombosis Research Institute

Chairperson(s): A. Kakkar (London, UK); J.-P. Bassand (Thise, FR)

- |       |   |     |
|-------|---|-----|
| 15:30 | <b>Global status of GARFIELD-AF.</b>  | 412 |
|       | – A. Kakkar (London, UK)  |     |
| 15:40 | <b>Early mortality in newly diagnosed nonvalvular AF.</b>   | 413 |
|       | – S.Z. Goldhaber (Boston, US)   |     |
| 15:50 | <b>Risk scores for patients with nonvalvular AF.</b>  | 414 |
|       | – K.A.A. Fox (Edinburgh, UK)  |     |
| 16:05 | <b>Treating low-risk patients with nonvalvular AF.</b>  | 415 |
|       | – A.J. Camm (London, UK)  |     |
| 16:15 | <b>Outcomes with aspirin in nonvalvular AF.</b>   | 416 |
|       | – F.W.A. Verheugt (Amsterdam, NL)   |     |
| 16:25 | <b>Evaluation of prescribing with NOACs and VKAs in nonvalvular AF.</b>   | 417 |
|       | – S. Haas (Munich, DE)  |     |
| 16:35 | <b>Discussion - Risk profiles and the quality of stroke prevention for patients with atrial fibrillation: results from the GARFIELD-AF registry.</b>      | 418 |
|       | – K. Pieper (Durham, US)  |     |
| 16:55 | <b>Closing remarks - Risk profiles and the quality of stroke prevention for patients with atrial fibrillation: results from the GARFIELD-AF registry.</b> | 419 |
|       | – J.-P. Bassand (Thise, FR)   |     |

## 15:30–17:00 | Berlin - Village 4

**THE CLINICAL JOURNEY AFTER AN ACUTE CORONARY SYNDROME: STRATEGIES FOR OPTIMISING ANTIPLATELET THERAPY**

EBAC Accredited Educational Programme

Chairperson(s): D. Capodanno (Catania, IT); C.W. Hamm (Bad Nauheim, DE)

Organised by University Hospital, Umeå. Course Director: Prof Ulf Näslund

15:30	<b>Welcome and introduction - The clinical journey after an acute coronary syndrome: strategies for optimising antiplatelet therapy.</b>	420
	– D. Capodanno (Catania, IT)	
15:35	<b>The patient journey after an acute coronary syndrome - A clinical case study.</b>	421
	– S. James (Uppsala, SE)	
15:55	<b>Discussion - The patient journey after an acute coronary syndrome - A clinical case study.</b>	422
	– D. Capodanno (Catania, IT), C.W. Hamm (Bad Nauheim, DE), S. James (Uppsala, SE), P.G. Steg (Paris, FR), M. Bonaca (Boston, US)	
16:05	<b>Optimising antiplatelet therapy from first medical contact to discharge.</b>	423
	– P.G. Steg (Paris, FR)	
16:20	<b>Discussion - Optimising antiplatelet therapy from first medical contact to discharge.</b>	424
	– D. Capodanno (Catania, IT), C.W. Hamm (Bad Nauheim, DE), S. James (Uppsala, SE), P.G. Steg (Paris, FR), M. Bonaca (Boston, US)	
16:30	<b>Who, when and why - The rationale to treat beyond 12 months.</b>	425
	– M. Bonaca (Boston, US)	
16:45	<b>Discussion - Who, when and why - The rationale to treat beyond 12 months.</b>	426
	– D. Capodanno (Catania, IT), C.W. Hamm (Bad Nauheim, DE), S. James (Uppsala, SE), P.G. Steg (Paris, FR), M. Bonaca (Boston, US)	
16:55	<b>Summary and close - The clinical journey after an acute coronary syndrome: strategies for optimising antiplatelet therapy.</b>	427
	– C.W. Hamm (Bad Nauheim, DE)	



This educational programme is accredited by the European Board for Accreditation in Cardiology (EBAC) for two hours of external CME credits. Each participant should claim only those hours of credit that have actually been spent in the educational activity.

*Supported by an unrestricted educational grant from AstraZeneca*

*Don't miss the complementary EBAC Accredited Educational Programme - Experts on the Spot session scheduled on Sunday 28 August, 10:15–10:45 in Bernini - The Hub.*

## 15:30–16:15 | Minsk - Village 4

**ORAL ANTICOAGULATION + SPECIFIC REVERSAL = MORE CONTROL**

Satellite Symposium

Sponsored by Boehringer Ingelheim

Chairperson(s): J. Eikelboom (Hamilton, CA); G. Boriani (Modena, IT)

15:30	<b>NOACs: where are we going?</b>	428
	– J. Eikelboom (Hamilton, CA)	
15:40	<b>Dabigatran reversal in practice.</b>	429
	– C. Pollack (Philadelphia, US)	
15:55	<b>Safety, efficacy, security: the new era in anticoagulation care.</b>	430
	– T.C. Villines (Washington, US)	
16:10	<b>Panel discussion and Q&amp;A: oral anticoagulation + specific reversal = more control.</b>	431
	– G. Boriani (Modena, IT)	

*Don't miss the complementary Satellite Symposia - Experts on the Spot sessions scheduled on Sunday 28 August, 10:15–10:45 in Raphael - The Hub and on Sunday 28 August, 15:45–16:15 in Da Vinci - The Hub.*

15:30–17:00 | Athens - Village 5

**EDOxabAN – A PRACTICAL LOOK AT CLINICAL APPLICATIONS**

Satellite Symposium

Sponsored by Daiichi Sankyo Europe GmbH

Chairperson(s): R. De Caterina (Chieti, IT); P. Kirchhof (Birmingham, UK)

15:30	<b>Welcome and introduction: edoxaban - A practical look at clinical applications.</b>	432
	– R. De Caterina (Chieti, IT)	
15:35	<b>Clinical pharmacology of edoxaban and its significance in clinical practice.</b>	433
	– D. Trenk (Bad Krozingen, DE)	
15:50	<b>Discussion - Clinical pharmacology of edoxaban and its significance in clinical practice.</b>	434
	– D. Trenk (Bad Krozingen, DE)	
16:00	<b>Balancing safety and efficacy: updates from ENGAGE AF-TIMI 48 and Hokusai-VTE.</b>	435
	– P. Verhamme (Leuven, BE)	
16:15	<b>Discussion - Balancing safety and efficacy: updates from ENGAGE AF-TIMI 48 and Hokusai-VTE.</b>	436
	– P. Verhamme (Leuven, BE)	
16:30	<b>Clinical applications of edoxaban: interactive patient cases.</b>	437
	– C. Bode (Freiburg, DE)	
16:45	<b>Discussion - Clinical applications of edoxaban: interactive patient cases.</b>	438
	– C. Bode (Freiburg, DE)	
16:55	<b>Summary and take-home messages: edoxaban - A practical look at clinical applications.</b>	439
	– P. Kirchhof (Birmingham, UK)	

*Don't miss the complementary Satellite Symposium - Experts on the Spot session scheduled on Sunday 28 August, 10:15–10:45 in Michelangelo - The Hub.*

15:30–17:00 | Copenhagen - Village 5

**THE STATE OF THE SCIENCE OF LDL-C LOWERING IN PATIENTS WITH CORONARY ATHEROSCLEROSIS**

Satellite Symposium

Sponsored by Amgen, Inc.

Chairperson(s): D.L. Bhatt (Newton, US); S.J. Nicholls (Adelaide, AU)

15:30	<b>Welcome &amp; introduction: clinical considerations for patients with coronary atherosclerosis in today's practice.</b>	440
	– D.L. Bhatt (Newton, US)	
15:40	<b>Evaluating the relationship between plaque burden and CV events in coronary atherosclerosis.</b>	441
	– S.J. Nicholls (Adelaide, AU), C.M. Ballantyne (Houston, US), D.L. Bhatt (Newton, US)	
16:00	<b>Aggressive LDL-C lowering to impact plaque burden: what is the evidence demonstrating?</b>	442
	– C.M. Ballantyne (Houston, US), D.L. Bhatt (Newton, US), S.J. Nicholls (Adelaide, AU)	
16:15	<b>Optimizing treatment for patients with coronary atherosclerosis: translating the evidence into practical strategies.</b>	443
	– D.L. Bhatt (Newton, US), C.M. Ballantyne (Houston, US), S.J. Nicholls (Adelaide, AU)	
16:40	<b>Conclusions: evolving management strategies for patients with coronary atherosclerosis.</b>	444
	– S.J. Nicholls (Adelaide, AU)	
16:45	<b>Q&amp;A: managing coronary atherosclerosis in practice.</b>	445
	– C.M. Ballantyne (Houston, US), D.L. Bhatt (Newton, US), S.J. Nicholls (Adelaide, AU)	

15:30–16:30 | Budapest - Village 6

**PCSK9 INHIBITION IN CLINICAL LIPID MANAGEMENT: A CRITICAL REVIEW OF EVIDENCE AND OPPORTUNITIES**

EBAC Accredited Educational Programme

Chairperson(s): K.K. Ray (London, UK); W. Koenig (Munich, DE)

Organised by Academic Medical Center Amsterdam, Dept. of Vascular Medicine and Physicians' Academy for Cardiovascular Education. Course Director: Prof John Kastelein

15:30	<b>Introduction - PCSK9 inhibition in clinical lipid management: a critical review of evidence and opportunities.</b>	446
	– W. Koenig (Munich, DE), K.K. Ray (London, UK)	
15:35	<b>PCSK9, the short track road from discovery as drug target towards the clinic.</b>	447
	– G. Lambert (Le Kremlin-Bicêtre, FR)	
15:50	<b>A clinical perspective on PCSK9 inhibition: what do we know and what can we expect?</b>	448
	– P.M. Ridker (Boston, US)	
16:05	<b>Preparing for a novel era in CV prevention: where do PCSK9 inhibitors fit in lipid management?</b>	449
	– J.J.P. Kastelein (Amsterdam, NL)	
16:20	<b>Discussion &amp; summary - PCSK9 inhibition in clinical lipid management: a critical review of evidence and opportunities.</b>	450
	– W. Koenig (Munich, DE), K.K. Ray (London, UK)	



This educational programme is accredited by the European Board for Accreditation in Cardiology (EBAC) for one hour of external CME credits. Each participant should claim only those hours of credit that have actually been spent in the educational activity.

*Supported by an unrestricted educational grants from Amgen, Pfizer and Sanofi - Regeneron*

**15:30–17:00 | Reykjavik - Village 7****OPTIMIZING OUTCOMES IN PATIENTS WITH HEART FAILURE WITH REDUCED EJECTION FRACTION: EVIDENCE AND CLINICAL EXPERIENCE SHARING**

Satellite Symposium

Sponsored by Novartis Pharma AG

Chairperson(s): J.J.V. McMurray (Glasgow, UK); M. Senni (Bergamo, IT)

15:30	<b>Welcome and introduction.</b>	451
	– J.J.V. McMurray (Glasgow, UK), M. Senni (Bergamo, IT)	
15:35	<b>Optimizing treatment for any symptomatic heart failure with reduced ejection fraction patients.</b>	452
	– J.J.V. McMurray (Glasgow, UK)	
16:05	<b>Optimizing treatment for heart failure with reduced ejection fraction patients following stabilization after an acute decompensation of heart failure episode.</b>	453
	– B. Pieske (Berlin, DE)	
16:30	<b>Optimising chronic heart failure treatment for patients with comorbidities.</b>	454
	– F. Zannad (Vandoeuvre-lès-Nancy, FR)	
16:55	<b>Summary and key learning points from the entire symposium topics.</b>	455
	– J.J.V. McMurray (Glasgow, UK)	

**15:30–17:00 | Brussels - Village 8****OPTIMIZING HEART FAILURE CARE: EACH STEP, EACH BEAT, EACH VISIT**

EBAC Accredited Educational Programme

Organised by Universitätsklinikum Des Saarlandes. Course Director: Prof Michael Böhm

Chairperson(s): A.P. Maggioni (Florence, IT); M. Böhm (Homburg, DE)

15:30	<b>Introduction - Optimizing heart failure care: each step, each beat, each visit.</b>	456
	– A.P. Maggioni (Florence, IT)	
15:35	<b>Heart failure patients' journey: each step counts.</b>	457
	– G.S. Filippatos (Athens, GR)	
15:50	<b>The need to improve systolic function: each beat counts.</b>	458
	– M. Böhm (Homburg, DE)	
16:05	<b>Panel discussion: optimizing heart failure care: each visit counts.</b>	459
	– M.R. Cowie (London, UK)	
16:17	<b>Panel discussion: optimizing heart failure care: each visit counts.</b>	460
	– P. Lancellotti (Liège, BE)	
16:29	<b>Panel discussion: optimizing heart failure care: each visit counts.</b>	461
	– J.L. Zamorano Gomez (Madrid, ES)	
16:41	<b>Panel discussion: optimizing heart failure care: each visit counts.</b>	462
	– O. Chioncel (Bucharest, RO)	
16:53	<b>Conclusion - Optimizing heart failure care: each step, each beat, each visit.</b>	463
	– M. Böhm (Homburg, DE)	



This educational programme is accredited by the European Board for Accreditation in Cardiology (EBAC) for one hour of external CME credits. Each participant should claim only those hours of credit that have actually been spent in the educational activity.

*Supported by an unrestricted educational grant from SERVIER*

*Don't miss the complementary EBAC Accredited Educational Programme - Experts on the Spot session scheduled on Sunday 28 August, 10:15–10:45 in Da Vinci - The Hub.*

**15:30–17:00 | Tallinn - Village 8****BLOOD PRESSURE CONTROL: A MARATHON OR A SPRINT?**

Satellite Symposium

Sponsored by The Menarini group and Daiichi Sankyo Europe GmbH

Chairperson(s): A.M. Heagerty (Manchester, UK); J. Segura (Madrid, ES)

15:30	<b>Introduction: issues in hypertension management related to blood pressure goal achievement.</b>	464
	– A.M. Heagerty (Manchester, UK)	
15:45	<b>Have initiatives to achieve 70% blood pressure control among treated hypertensives in Italy changed the situation?</b>	465
	– M. Volpe (Rome, IT)	
16:05	<b>PAssAGE 2015: final impact of the initiative to achieve 70% blood pressure control at the end of 2015 in France.</b>	466
	– J.-J. Mourad (Bobigny, FR)	
16:25	<b>Canadian Hypertension Education Program: improving the management of hypertension.</b>	467
	– R. Padwal (Edmonton, CA)	
16:45	<b>Conclusions: have fixed dose combinations improved adherence in clinical practice?</b>	468
	– J. Segura (Madrid, ES)	

■ **15:30–17:00 | Zagreb - Village 9**

**GUESS WHO – CAN YOU SPOT A RARE DISEASE PATIENT? IDENTIFYING FABRY DISEASE PATIENTS THROUGH CARDIAC MANIFESTATIONS**

Satellite Symposium

Sponsored by Shire

Chairperson(s): A. Linhart (Prague, CZ); C. Kampmann (Mainz, DE)

- |       |  |            |
|-------|--|------------|
| 15:30 | <b>Using ESC Guidelines in clinical practice to identify patients with Fabry disease.</b><br>– P.M. Elliott (London, UK) | <b>469</b> |
| 15:55 | <b>Guess Who – Can you spot the Fabry disease patient?</b><br>– A. Linhart (Prague, CZ)                                  | <b>470</b> |
| 16:20 | <b>Ten years of ERT: long-term treatment outcomes in Fabry disease.</b><br>– C. Kampmann (Mainz, DE)                     | <b>471</b> |
| 16:40 | <b>What's the value in screening programmes for rare diseases?</b><br>– J.-C. Lubanda (Nucice, CZ)                       | <b>472</b> |

■ **17:00–18:30 | Rome - Main Auditorium**

**INAUGURAL SESSION**

Special Event

We invite all delegates to join this Special Session which will be immediately followed by a networking reception in the ESC Plaza from 18:30 to 19:30.

**BEST POSTERS SESSION 1**

Best Posters

Discussant intervention 12:35–13:25

Best Posters are on display from 11:00 to 16:00 on the Best Poster plasma screen of the related topic. During the viewing time (12:35–13:25), a discussant will visit the presenters to animate discussions, the screen will be shared in 4 parts and each poster will take, in turns, full screen to allow time for Poster discussion.

**BEST POSTERS IN e-CARDIOLOGY**

- Discussant: Best Posters in e-Cardiology.** P473  
– G. Krstacic (Zagreb, HR)
- Image-based ffrangio during coronary catheterization.** P474  
– M. Pellicano, R. Kornowski, I. Lavi, A. Assali, H. Vaknin-Assa, O. Valtzer, B. De Bruyne (Aalst, BE; Petah Tikva, IL)
- Association between occurrence of ST-segment elevation myocardial infarction and daily ambient temperature along with air pollutant levels in a Japanese nationwide PCI registry (J-PCI).** P475  
– K. Yamaji, S. Kohsaka, T. Morimoto, K. Fujii, T. Amano, S. Uemura, T. Akasaka, K. Kadota, M. Nakamura, T. Kimura (Kitakyushu, Tokyo, Nishinomiya, Osaka, Nagakute, Kurashiki, Wakayama and Kyoto, JP)
- 3D printing for precision medicine: a prototype with dofetilide.** P476  
– D. Pu, Y.D. Yang, M. Pu (New York and Winston-Salem, US)
- Remote monitoring improves long-term prognosis in heart failure patients with implantable cardioverter-defibrillators in real-life.** P477  
– A. Kurek, M. Tajstra, E. Gadula-Gacek, P. Buchta, L. Pyka, M. Wasiak, M. Swietlinska, L. Polonski, M. Gasior (Zabrze, PL)

**BEST POSTERS IN ANTICOAGULANTS IN DAY TO DAY PRACTICE – ISSUES TO BEAR IN MIND**

- Discussant: Best Posters in anticoagulants in day to day practice – Issues to bear in mind.** P478  
– K.F. Fox (London, UK)
- Long term follow up after successful percutaneous balloon mitral valvuloplasty.** P479  
– I.R. Rodrigues, L. Moura Branco, A. Galrinho, J. Abreu, L. Patricio, D. Cabela, L. Bernardes, P. Pinto Teixeira, G. Portugal, S. Aguiar Rosa, R. Cruz Ferreira (Lisbon, PT)
- Identifying warfarin-drug interactions by data mining in administrative registers.** P480  
– P.W. Hansen, L.H. Clemmensen, E.L. Fosboel, T.S.G. Sehested, C. Torp-Pedersen, G. Gislason, C. Andersson (Copenhagen, Lyngby, Aalborg and Gentofte, DK)
- Comparison of oral anti-coagulants for stroke prevention in non-valvular atrial fibrillation: a multi-criteria decision analysis.** P481  
– G.Y.H. Lip, P. Verdecchia, T. Tervonen, A. Ustyugova, J. Heinrich-Nols, S. Gropper, R. Kwan, S. Sri Bhashyam, K. Marsh (Birmingham and London, UK; Assisi, IT; Ingelheim am Rhein, DE; Burlington, CA)
- Uninterrupted ivabradine treatment may provide lasting reduction of persistent sinus tachycardia with preserved airways physiology in lung cancer patients: a 48 months retrospective study.** P482  
– A.G. Tase, G. Savoiu, O.T. Tetiu, A. Tase, M.G. Man, G. Stanculescu, M. Mihaila, I. Iorga-Siman (Pitesti, RO)

**BEST POSTERS IN CORONARY SURGERY**

- Discussant: Best Posters in coronary surgery.** P483  
– K.B. Kim (Seoul, KR)
- A long-term, propensity score-matched comparison of bilateral internal thoracic artery composite Y/T versus in situ grafting in patients undergoing total arterial revascularization.** P484  
– P.M. Davierwala, K. Penov, M. Baiocchi, B. Lingala, M.I. Aiydin, M. Zoric, F. Bakhtiyari, M. Misfeld, F.W. Mohr (Leipzig, DE; Stanford, US)
- RESURRECT: Resumption of platelet function after cessation of ticagrelor in patients with acute coronary syndrome awaiting coronary artery bypass surgery.** P485  
– U. Bhutta, M. Lee, L. Low, L. Wanner, K. Raman, T.V. Liew, C. Nunn, S. Heald, A. El-Gamel, G. Devlin (Hamilton, NZ)
- Long-term clinical outcomes after coronary artery bypass graft versus everolimus-eluting stent implantation in chronic hemodialysis patients.** P486  
– Y. Kumada, H. Ishii, D. Kamoi, T. Sakakibara, N. Umemoto, H. Takahashi, T. Murohara (Kasamatsu, Nagoya and Toyoake, JP)
- Adjudicated cause of death in diabetic patients undergoing coronary revascularization.** P487  
– M. Farkouh, V. Fuster (Toronto, CA; New York, US)

## BEST POSTERS IN SUPRAVENTRICULAR ARRHYTHMIAS (EXCLUDING AF)

- Discussant: Best Posters in supraventricular arrhythmias (excluding AF).** P488  
– C.D. Labadet (Buenos Aires, AR)
- Electroanatomically-estimated localization of superior slow pathway in superior type of fast-slow atrioventricular nodal reentrant tachycardia.** P489  
– S. Tamura, Y. Kaneko, T. Nakajima, T. Irie, T. Iizuka, M. Tamura, M. Ota, A. Saito, M. Kurabayashi (Maebashi and Gunma, JP)
- Cooling dynamics: a new predictor of long-term efficacy of atrioventricular nodal reentrant tachycardia cryoablation.** P490  
– M. Matta, M. Anselmino, M. Vitolo, M. Scaglione, F. Ferraris, P. Di Donna, D. Caponi, F. Gaita (Turin and Asti, IT)
- Clinical management and risk stratification of ventricular pre-excitation in asymptomatic paediatric patients.** P491  
– S. Mauri, S. Grassidonio, R. Frassica, A.C. Codazzi, S. Chiapedi, A. Zaroli, E. De Sando, G. Valenti, B. Petracci, R. Rordorf, G.M. De Ferrari, S. De Servi, S. Mannarino (Pavia, IT)
- The action of angiotensin-converting enzyme inhibitors on the tissue-plasminogen activator levels in patients with atrial flutter and no structural heart disease. The action of angiotensin-con.** P492  
– E.H. Hatzinikolaou-Kotsakou, M. Kotsakou, M. Konstantinidou, P. Latsios, E. Reppas, G. Moschos, T.H. Belevselis (Thessaloniki, GR)

## BEST POSTERS IN GENETICS AND GENE THERAPY

- Discussant: Best Posters in genetics and gene therapy.** P493  
– P. Charron (Paris, FR)
- Personalized gene therapy targeting cardiac stem cells in patients undergoing LVAD implantation with Duchenne cardiomyopathy: a feasibility in vitro study.** P494  
– D. D'Amaro, F. La Neve, A. Siracusano, L. Di Pietro, M. Manchi, L. Ottaviani, G. Perri, M. Massetti, A. Amodeo, F.D. Tiziano, R. Piacentini, F. Crea (Rome, IT)
- Selenoprotein T protein- or gene-therapy improves cardiac function and remodeling in rats with heart failure.** P495  
– I. Boukhalfa, O. Henri, A. Karoui, A. Dumesnil, L. Nicol, I. Remy-Jouet, J.P. Henry, A. Ouvrard-Pascaud, Y. Anouar, V. Richard, S. Adriouch, P. Mulder (Rouen, FR)
- Zebrafish models for ARVC8 analysis and drug discovery.** P496  
– A. Giuliodori, G. Beffagna, F. Vanzi, K. Pilichou, F. Argenton, C. Basso, N. Tiso, G. Thiene (Padua and Florence, IT)

## BEST POSTERS IN HOT TOPICS IN HEART FAILURE 2

- Discussant: Best Posters in hot topics in heart failure 2.** P497  
– S. Nakatani (Takarazuka, JP)
- Genotype-phenotype correlations: association between mutation status and left ventricular reverse remodeling in idiopathic dilated cardiomyopathy.** P498  
– M. Dal Ferro, D. Stolfo, M. Merlo, M. Gigli, A. Altinier, A. Pivetta, F. Brun, A. Di Lenarda, L. Mestroni, G. Sinagra (Trieste, IT; Denver, US)
- Contemporary trends of hospitalizations for acute decompensated heart failure in the US from 2008 to 2012.** P499  
– S. Aggarwal, V.M. Alla, R. Walters, R.S. Loomba, A. Mooss, C. Hunter (Omaha and Milwaukee, US)
- Gender differences in hemodynamics and adverse events predict survival on mechanical circulatory support: insights from the EUROMACS registry.** P500  
– C. Baum, F.M. Ojeda, R.B. Schnabel, H. Reichenspurner, S. Blankenberg, F.M. Wagner, J. Gummert, T. De By, T. Krabatsch, P. Mohacsi, A. Bernhardt (Hamburg, Bad Oeynhausen and Berlin, DE; Bern, CH)
- Pattern of late gadolinium enhancement predicts fatal arrhythmias in patients with non-ischemic cardiomyopathy.** P501  
– D.G. Shin, H.J. Lee, J. Park, J.S. Uhm, H.N. Pak, M.H. Lee, Y.J. Kim, B. Joung (Seoul, KR)

## BEST POSTERS IN THE ONGOING CHALLENGE TO FIND THE “PERFECT” BIOMARKERS.

- Discussant: Best Posters in the ongoing challenge to find the “perfect” biomarkers.** P502  
– M. Acevedo (Santiago, CL)
- Predictive value of low testosterone concentrations regarding coronary heart disease and mortality in men and women: evidence from the FINRISK study.** P503  
– M. Karakas, S. Schaefer, S. Appelbaum, K. Kuulasmaa, B. Brueckmann, S. Blankenberg, T. Tuovinen, V. Salomaa, T. Zeller (Hamburg, DE; Helsinki, FI)
- Troponin I and cardiovascular risk prediction in the general population.** P504  
– N. Makarova, S. Blankenberg, V. Salomaa, F. Ojeda, P. Wild, T. Jorgensen, B. Thorand, M. Nauck, G. Veronesi, B.M. Everett, J. Yarnell, W. Koenig, F. Kee, T. Zeller, K. Kuulasmaa (Hamburg, Mainz, Munich, Greifswald and Ulm, DE; Helsinki, FI; Copenhagen, DK; Varese, IT; Boston, US; Belfast, UK)



**Cyr61, a novel biomarker of acute coronary thrombotic occlusion improves risk stratification beyond the GRACE score when combined in a multimarker approach in patients with acute coronary syndromes.** P505

– R. Klingenberg, S. Aghlmandi, D. Heg, L. Raeber, B. Gencer, D. Carballo, D. Nanchen, A. Akhmedov, U. Landmesser, N. Rodondi, F. Mach, S. Windecker, A. Von Eckardstein, C.M. Matter, T.F. Luescher (Zurich, Berne, Geneva and Lausanne, CH)

**Cardiac biomarkers and left ventricular hypertrophy in relation to outcomes in patients with atrial fibrillation: experiences from the RELY trial.** P506

– Z. Hijazi, P. Verdecchia, J. Oldgren, U. Andersson, M.G. Reboldi, G. Di Pasquale, G. Mazzotta, F. Angeli, M.D. Ezekowitz, S.J. Connolly, S. Yusuf, L. Wallentin (Uppsala, SE; Assisi, Perugia and Bologna, IT; Wynnewood, US; Hamilton, CA)

#### BEST POSTERS IN TRICUSPID VALVE DISEASE

**Discussant: Best Posters in tricuspid valve disease.** P507

– G.D. Dreyfus (Monaco, MC)

**Impact of tricuspid regurgitation in patients undergoing aortic valve replacement.** P508

– C.A. Colli, B.E. Bizzotto, B.E. Bizzotto, B.L. Besola, B.L. Besola, G.D. Gregori, G.D. Gregori, M.E. Manzan, M.E. Manzan, Z.F. Zuchetta, Z.F. Zuchetta, B.L. Bagozzi, B.L. Bagozzi, G.G. Gerosa, G.G. Gerosa (Padua, IT)

**Should we reduce current thresholds for annuloplasty in functional tricuspid regurgitation associated with rheumatic valve disease?** P509

– P. Mahia, L. Perez De Isla, R. Aguilar-Torres, P. Marcos-Alberca, A. De Agustin, F. Islas, G. Tirado, M.T. Nogales-Romo, J.L. Rodrigo, J.J. Gomez De Diego, M. Luaces, C. Almeria, M.A. Cobos, M.A. Garcia-Fernandez, C. Macaya (Madrid, ES)

**Tricuspid valve replacement: a safe option for non-reparable valves? A single center 20-year experience.** P510

– A. Carbonell San Roman, L.M. Rincon Diaz, E. Casas Rojo, J.L. Moya Mur, J.M. Monteagudo Ruiz, A. Gonzalez Gomez, A. Garcia Martin, M. Valverde Gomez, M. Plaza Martin, S. Fernandez Santos, J.M. Garrido, J. Roda, J.L. Zamorano Gomez (Madrid, ES)

**Clinical significance of tricuspid regurgitation in degenerative valvular heart disease.** P511

– C. Cortina Camarero, M. Mar Sarrion Catala, S. Jimenez Loeches, L. Mora Yague, C. Beltran Herrera, V. Suberviola Sanchez-Caballero, A. Sanchez Hernandez, S. Briongos, J.M. Cano Moracho, M. Dominguez Munoa, P. Agudo, A. Estevez Paniagua, R. Munoz Aguilera (Madrid, ES)

#### BEST POSTERS IN EXPERIMENTAL STUDIES ON IMAGING OF MYOCARDIAL ISCHAEMIA

**Discussant: Best Posters in experimental studies on imaging of myocardial ischaemia.** P512

– C. Piot (Montpellier, FR)

**CMR-LGE in acute phase of ischemia-reperfusion measures microvascular damage (leakage) rather than infarction.** P513

– X.M. Gao, Q.Z. Wu, J.T. Perrson, A.J. Taylor, X.-J. Du (Melbourne, AU)

**Why does exercise in cold air increase susceptibility to myocardial ischaemia?** P514

– R.P.C. Williams, K.N. Asress, G. De Waard, M. Lumley, S. Arri, T. Patterson, H. Ellis, N. Briceno, A. Chiribiri, B. Clapp, S. Plein, N. Van Royen, D. Perera, M. Marber, S. Redwood (London and Leeds, UK; Amsterdam, NL)

**Fluorescent indocyanine green imaging enables in vivo and ex vivo quantification of myocardial infarct size.** P515

– E.I. Pochkaeva, D.L. Sonin, A.A. Larionov, G.V. Papayan, N.N. Petrishchev, S.G. Chefu, S.M. Minasian, M.M. Galagudza (St. Petersburg, RU)

**Experimental validation of contrast enhanced SSFP MR imaging to measure myocardium at risk.** P516

– D. Nordlund, M. Kanski, R. Jablonowski, S. Koul, D. Erlinge, H. Engblom, A. Aletras, H. Arheden (Lund, SE; Thessaloniki, GR)

Posters are on display from 11:00 to 16:00. Presenters will be by their poster during the lunch break between 12:30 and 13:30 for posters viewing time

## MULTI-MODALITY IMAGING

- Fusion of coronary computed tomography angiography with single-photon emission computed tomography: long-term prognostic value.** P517  
 – A.P. Pazhenkottil, R.R. Buechel, D. Benz, C. Graeni, T. Fuchs, B. Hirt Moch, J. Stehli, M. Madsen, O. Gaemperli, P.A. Kaufmann (Zurich, CH)
- Feasibility and reproducibility of hybrid 18F-FDG PET/MRI in the progression of early subclinical atherosclerosis (PESA) study.** P518  
 – L. Fernandez-Friera, B. Lopez-Melgar, B. Oliva, J. Sanchez-Gonzalez, S. Gomez, D. Zamudio, J.C. Alonso-Farto, S. Espana, J. Mendiguren, A. Mocoora, J.M. Garcia-Ruiz, B. Ibanez, A. Fernandez-Ortiz, J. Sanz, V. Fuster (Madrid, ES)
- Multimodality intravascular molecular imaging of inflammation and endothelial permeability independently predicts plaque progression over time.** P519  
 – J.W. Verjans, G.J. Ughi, E.A. Osborn, E.M. Gerboud, R.A. Takx, A. Tawakol, G.J. Tearney, F.A. Jaffer (Utrecht, NL; Boston, US)
- Multimodality imaging based scoring system predicts clinical resolution in recurrent pericarditis.** P520  
 – A. Kumar, K. Sato, E. Yzeiraj, J. Betancor, L. Lin, D. Kwon, Z. Popovic, C. Asher, A. Klein (Cleveland, US)
- Multi-modality imaging in cardiac ATTR familial amyloidosis: agreement between echocardiography, MRI and DPD-scintigraphy.** P521  
 – L. Eliahou, P. Ou, R. Chequer, M. Mabile, V. Lacroix, D. Adams, V. Algarrondo, M.S. Slama, D. Le Guludec, F. Rouzet (Clamart, Paris and Le Kremlin-Bicêtre, FR)
- Intravascular ultrasound versus multidetector computed tomography for annular sizing during transcatheter aortic valve replacement.** P522  
 – D.E.D. Abd El Hakim, A.O. Oluseun, A.O. Oluseun, M. Sasse, M. Sasse, O. Booker, O. Booker, S. Singh, S. Singh, J. Davis, J. Davis, M. Leesar, M. Leesar (Birmingham, US)
- Multi-modality cardiac imaging provides a practical way for comprehensive differentiation of cardiac tumors: retrospective systemic review of a histopathologically verified case series.** P523  
 – C.H. Kim, H.M. Choi, S.P. Lee (Seongnam, KR)
- Serial changes in coronary atheroma burden and composition in relation to on-treatment plasma levels of proprotein convertase subtilisin/kexin type 9 (PCSK9) following high-intensity statin therapy.** P524  
 – K.C. Koskinas, S. Zaugg, K. Yamaji, B. Gencer, A. Moschovitis, M. Roffi, H. Kelbaek, R. Klingenberg, T.F. Luscher, F. Mach, C.M. Matter, S. Windecker, L. Raber (Bern, Geneva and Zurich, CH; Copenhagen, DK)
- Complex assessment of vulnerability markers associated with neoatherosclerotic plaques in patients with in-stent restenosis using cardiac CT, OCT and VH-IVUS.** P525  
 – T. Benedek, M. Morariu, M. Orzan, S. Condrea, E. Benedek, I. Benedek (Targu Mures, RO)
- Multimodality imaging in ICD implantation decision making: 123-iodine metaiodobenzylguanidine imaging and cardiac magnetic resonance imaging.** P526  
 – L.I. Birtolo, P. Scarpato, N. Salvi, A. Cinque, S. Calcagno, F. Adamo, M.G. Vassallo, P. Severino, C. Calvieri, V. Frantellizzi, M. Mancone, G. De Vincentis, F. Fedele (Rome, IT)
- Agreement analysis of different three-dimensional transoesophageal echocardiographic modalities and cardiac CT scan in aortic annulus sizing for transcatheter heart valve implantation.** P527  
 – V. Polizzi, M. Lo Presti, G.P. Pino, G. Luzi, V. Buffa, A. Madeo, A. Pergolini, F. Musumeci (Rome, IT)
- The impact of hybrid coronary CT angiography and adenosine stress CT perfusion imaging on referral for catheterization and subsequent revascularization in patients with new-onset chest pain.** P528  
 – A.R. Van Rosendaal, A.C. Dimitriu-Leen, E.W. Van Zwet, J.W. Jukema, J.J. Bax, L.J.M. Kroft, A.J. Scholte (Leiden, NL)
- Low ratio of serum eicosapentaenoic acid to arachidonic acid is associated with intraplaque cholesterol crystals: an optical coherence tomography study.** P529  
 – K. Fujiyoshi, T. Tojo, S. Namba, T. Hashikata, T. Hashimoto, K. Meguro, T. Shimohama, M. Yamaoka-Tojo, J. Ako (Sagamihara, JP)
- Accuracy and inter-changeability in left ventricular quantification by multi-modality imaging: a systematic review and meta-analysis.** P530  
 – M. Rigolli, S. Anandabaskaran, J. Christiansen, G. Whalley (Oxford, UK; Auckland, NZ; Victoria, AU)
- Can intracoronary pressure measured with a pressure wire predict spasm provocation?** P531  
 – H. Teragawa, Y. Fuji, Y. Uchimura, T. Ueda (Hiroshima, JP)
- Fusion multimodality continuity equation for aortic valve area estimation and its impact on aortic stenosis severity reclassification.** P532  
 – P. Pinto-Teixeira, R. Ramos, G. Portugal, L. Moura-Branco, A. Abreu, P. Rio, P. Modas-Daniel, A. Galrinho, J. Abreu, L. Patrício, R. Santos, L. Figueiredo, R. Cruz-Ferreira (Lisbon, PT)
- Correlation between the parameters of myocardium deformation and the results of endomyocardial biopsy in recipients at the stage of subclinical heart transplant rejection.** P533  
 – T.V. Stavenchuk, E.D. Kosmachova, I.A. Shelestova (Krasnodar, RU)

- Cardiac fusion imaging with computed tomography and Doppler echocardiography in the assessment of right ventricular outflow tract obstruction in patients with adult congenital heart disease.** P534  
– H. Oe, N. Watanabe, T. Miyoshi, Y. Sakatani, Y. Ohno, Y. Koide, T. Miki, K. Nakagawa, N. Nishii, K. Nakamura, T. Akagi, H. Morita, H. Ito (Okayama, JP)
- Intima-media thickness in the brachial artery predicts subclinical coronary atherosclerosis determined by MDCT.** P535  
– T. Ono, T. Miyoshi, Y. Ohno, G. Syokoku, K. Yamamoto, K. Tokioka, Y. Kawai, H. Ito (Okayama, JP)
- Coronary flow reserve on left anterior and posterior descending artery during stress echocardiography: an additive prognostic value in patients without wall motion abnormalities.** P536  
– A.C. Caretta, L.M. Massironi, A.M. Mantero, G.F. Ferrante, M.C. Centola, S.P. Persampieri, S.C. Carugo (Milan, IT)
- Prognostic value of high proximal left coronary artery flow velocity detected by transthoracic Doppler echocardiography in patients with angina pectoris.** P537  
– T. Morofuji, M. Saito, S. Inaba, K. Takahashi, H. Aitsu, T. Sumimoto (Ozu, JP)
- Intra-renal ultrasonographic blood flow parameters as early diagnostic predictors of contrast-induced acute kidney injury following coronary angiography.** P538  
– M. Wybraniec, J. Chudek, M. Bozentowicz-Wikarek, K. Mizia-Stec (Katowice, PL)
- Assessment of post-systolic shortening and early systolic lengthening in addition to peak systolic strain can improve diagnostic accuracy of non-stress echocardiography in single-vessel LAD stenosis.** P539  
– T. Ishigaki, T. Asanuma, N. Yagi, H. Izumi, S. Shimizu, Y. Fujisawa, Y. Miyahira, R. Kushima, K. Masuda, S. Nakatani (Otsu and Suita, JP)
- Is TEE needed before hospital discharge after Bentall surgery. A monocentric study on 198 consecutive patients from 2010 to 2014.** P540  
– V. Waldmann, O. Milleron, B. Lung, D. Messika-Zeitoun, L. Lepage, W. Ghodbane, E. Brochet, A. Vahanian, P. Nataf, G. Jondeau (Paris, FR)
- ECHO-DOPPLER, OTHER**
- Prediction of outcome in patients with chronic ischemic cardiomyopathy.** P541  
– M.-M. Becker, S. Hamada, J. Schroeder, R. Hoffmann, M. Almalla, E. Altiok, A. Keszeit, A. Napp, N. Marx (Aachen and Lingen, DE)
- Left atrial global longitudinal strain is useful for predicting pulmonary capillary wedge pressure in patients with heart disease.** P542  
– S. Yunoue, A. Kisanuki, T. Takumi, T. Kataoka, N. Mizukami, Y. Horioze, H. Chaen, N. Uchiyama, K. Takasaki, T. Yuasa, S. Minago, M. Ohishi (Kagoshima City, JP)
- Prediction of left ventricular contractile recovery at rest using tissue Doppler strain and strain rate measurements in patients undergoing percutaneous coronary intervention.** P543  
– I. Magdeldin Mohamed Abdelgawwad, A. Al Hawary, H. Kamal, L. Al Maghawry (Ismailia and Zagazig, EG)
- Different transthoracic Doppler signs for successful evaluation of stenotic main coronary arteries.** P544  
– A. Boshchenko, A. Vrublevsky, A. Vassenkin (Tomsk, RU)
- A new equation for deriving right atrial pressure from right atrial volume in patients with pulmonary arterial hypertension.** P545  
– S. Iancovici, A.I. Deaconu, G. Giannakoulas, D. Parcharidou, C. Feloukidis, O. Tautu, S.A. Mouratoglou, M. Bogdan, H. Karvounis, M. Dorobantu (Bucharest, RO; Thessaloniki, GR)
- Can 3D echocardiography challenge magnetic resonance imaging in the assessment of right ventricular size and function?** P546  
– R. Aubert, C. Venner, D. Haine, O. Huttin, M. Mercy, P.A. Metzendorf, C.H. Maigrat, F. Chabot, Y. Juilliere, C. Selson-Suty (Vandoeuvre-lès-Nancy, FR)
- COMPUTER MODELLING AND SIMULATION / BIG DATA**
- Experimental testing of AF septal pacing modeling results.** P547  
– N. Virag, A. Luca, R. Cornelussen, T. Kallmyer (Tolochenaz and Lausanne, CH; Maastricht, NL; Tempe, US)
- Towards a more accurate planning of invasive procedures: finite element simulation of percutaneous pulmonary valve implantation.** P548  
– F.R. Pluchinotta, A. Caimi, F. Sturla, L. Giugno, F. Secchi, G. Giusti, A. Redaelli, M. Lombardi, M. Carminati (Milan, IT)
- Hemodynamic modeling of fetal aortic and ductal arches using computational fluid dynamics and 3D/4D spatio-temporal image correlation fetal echocardiography.** P549  
– Z. Chen, Y.H. He, S.L. Li, H.K. Zhao, X.W. Liu, S.H.P. Ge (Beijing, CN; Philadelphia, US)
- Non-invasive prediction of acute hemodynamics in cardiac resynchronisation therapy through patient specific modeling.** P550  
– L. Fovargue, S. Rivolo, J. Webb, S. Claridge, T. Patterson, S. Giffard-Roisin, T. Jackson, L. Asner, E. Kerfoot, D. Nordsletten, N.P. Smith, C.A. Rinaldi, R. Razavi, M. Sermesant, J. Lee (London, UK; Sophia Antipolis, FR; Auckland, NZ)
- Bioinformatics analysis of the gene profile of coronary endothelial cells treated with Grapevine microRNAs: an in vitro study.** P551  
– B. Svezia, M. Cabiati, E. Bertolini, C. Passino, V. Lionetti, S. Del Ry, M.E. Pe' (Pisa, IT)
- Variability of radiation doses of cardiac imaging tests: data from the RADIO-EVINCI study (RADIation dOse subproject of the EVINCI study).** P552  
– C. Carpeggiani, E. Picano, M. Brambilla, C. Michelassi, J. Knuuti, P. Kauffman, R. Underwood, D. Neglia (Pisa and Novara, IT; Turku, FI; Zurich, CH; London, UK)

- Intelligent cardiac CT registry: the feasibility of a structured reporting and automated registry generation in the daily routine.** P553  
 – P. Maurovich-Horvat, M. Kolossvary, Z. Bagyura, A. Bartykowszki, C. Celeng, A.L. Jermendy, J. Karady, M. Karolyi, A. Panajotu, B. Szilveszter, B. Merkely (Budapest, HU)
- Quantifying the residual risk of cardiovascular events in secondary prevention patients with uncontrolled LDL-C receiving statins.** P554  
 – K. Nasir, U.G. Mallya, T.E. Delea, A. Kuznik, A. Klimchak, A. Briggs, F. Joulain (Miami, Bridgewater, Brookline, Tarrytown and Berkeley Heights, US; Glasgow, UK; Paris, FR)
- TREATMENT OF HYPERTENSION**
- Role of pressure, shear, and stretch in endothelial microparticle release: importance in hypertension.** P555  
 – R. Sansone, M. Groene, P. Horn, D. Schuler, M. Stern, M. Kelm, C. Heiss (Düsseldorf, DE)
- A novel approach to perform renal sympathetic denervation in moderate to severe chronic kidney disease using carbon dioxide angiography.** P556  
 – M.A. Hameed, J. Freedman, A. Ganeshan, L. Tebbit, R. Watkin, I. Dasgupta (Birmingham, UK)
- Results from real-world evidence and randomized controlled clinical studies with the combination of amlodipine and valsartan.** P557  
 – P. Brunel, G. Bader, C. Santos Maia (Basel, CH)
- Statins and perindopril/amlodipine efficacy in hypertensive patients with hypercholesterolemia.** P558  
 – Y.U. Sirenko, G. Radchenko (Kiev, UA)
- Poor control of blood pressure is associated with increased risk of cardiovascular events in hypertensive patients with atherosclerotic vascular diseases, especially in the elderly.** P559  
 – W.-T. Chang, F.J. Lin, W.K. Tseng, W.H. Yin, Y.H. Li, H.I. Yeh, J.W. Chen, C.C. Wu (Taipei, Kaohsiung and Tainan, TW)
- Factors that exacerbate resistance to the antihypertensive treatment in hypertensive patients with diabetes.** P560  
 – S. Murai, M. Kojima, T. Sugiura, S. Yamashita, N. Ohte, Y. Dohi (Nagoya, Mie and Seto, JP)
- Is ARB/CCB combination superior to ARB/HCTZ combination in day-by-day blood pressure variability reduction? a prospective randomized trial.** P561  
 – H. Kai, T. Imaizumi (Kurume and Fukuoka, JP)
- Effectiveness of perindopril/amlodipine fixed dose combination in hypertensive patients with coronary artery disease. A panhellenic prospective non-interventional study.** P562  
 – V. Kotsis, V. Grammatikou, M.S. Kallistratos, D. Papadopoulos (Thessaloniki and Athens, GR)
- Effect of algorithmized antihypertensive treatment at masked uncontrolled hypertension persistence in uncomplicated hypertensives.** P563  
 – K. Amosova, I.U. Rudenko (Kiev, UA)
- Efficacy, safety and treatment adherence with fixed-combination perindopril arginine/amlodipine in patients switched from previous ineffective free combination antihypertensive therapy in real practice.** P564  
 – M.G. Glezer (Moscow, RU)
- Comparison between canrenone or hydrochlorothiazide in addition to sartans in hypertensive diabetic patients.** P565  
 – G. Derosa, D. Romano, A. D'Angelo, P. Maffioli (Pavia, IT)
- Five-year trends in specific risk factors in hypertensive patients referred to specialized cardiological centre.** P566  
 – N. Zvartau, A. Krikunov, A. Semakova, E. Bolgova, S. Kovalchuk, A. Boukhanovsky, A. Konradi (St. Petersburg, RU)
- PERCUTANEOUS STRUCTURAL HEART INTERVENTIONS**
- Comparison of outcomes between nonagenarian and younger patients undergoing transcatheter aortic valve replacement (TAVR) with the LOTUS valve.** P567  
 – S. Ramkumar, H. Rashid, S. Zaman, L. McCormick, R. Gooley, D. Jackson, I.T. Meredith (Melbourne, AU)
- Mitral balloon valvuloplasty long-term follow-up of single balloon versus inoue balloon techniques. Independent predictors of survival and event free survival.** P568  
 – I.P.B. Aragao, E.C.S. Peixoto, R.T.S. Peixoto, R.T.S. Peixoto, A.A.B. Aragao, V.F. Marcolla (Rio de Janeiro, BR)
- Effect of bivalirudin vs unfractionated heparin in transcatheter aortic valve implantation with balloon-expandable valves. The BRAVO-3 trial.** P569  
 – A. Linke, J. Chandrasekhar, C. Hengstenberg, D. Tchetché, A. Colombo, R. Jeger, D. Hildick-Smith, J. Webb, P. Boekstegers, E. Van Belle, G. Sardella, D. Bernstein, R. Mehran, P. Anthopoulos, G. Dangas (Leipzig, Munich and Siegburg, DE; New York and Parsippany, US; Toulouse and Lille, FR; Milan and Rome, IT; Basel and Zurich, CH; Brighton, UK; Vancouver, CA)
- Transradial versus the transfemoral approach in alcohol septal ablation.** P570  
 – F. Sawaya, M. Spaziano, A. Roy, T. Hovasse, P. Garot, H. Benamer, T. Untersee, S. Champagne, M.C. Morice, B. Chevalier, Y. Louvard, T. Lefevre (Massy, FR)
- Long term follow up after transcatheter tricuspid valve-in-valve replacement using Edwards Sapien XT valve.** P571  
 – M. Lunardi, R. Scarsini, C. Zivelonghi, G. Pesarini, C. Vassanelli, F. Ribichini (Verona, IT)
- 5 years after percutaneous edge-to-edge mitral valve repair, what has happened?** P572  
 – F.A. Kortlandt, A. Bakker, F.D.E. Eefting, M.J. Swaans, J.A.S. Van Der Heyden, B.J.W.M. Rensing (Nieuwegein, NL)

- Is multiparametric FRANCE-2 score better than EuroSCORE II and STS PROM in predicting early mortality after transcatheter aortic valve implantation?** P573  
 – J. Carmo, R. Teles, A. Ferreira, J. Brito, J. Abecasis, T. Nolasco, H. Mesquita Gabriel, M. Almeida, J.P. Neves, M. Mendes (Lisbon, PT)
- Application of echocardiographic three-dimensional printed left atrial appendage model to guide transcatheter left atrial appendage occlusion.** P574  
 – H.-N. Song, Q. Zhou, Q. Deng, B. Hu, J.-L. Chen, L. Zhang, R.-Q. Guo (Wuhan, CN)
- Unilateral carotid artery occlusion is associated with higher stroke rate after TAVI.** P575  
 – J. Michel, C. Pellegrini, T. Rheude, T. Trenkwalder, P. Mayr, M. Kasel, S. Brecker, A. Kastrati, O. Hussler, C. Hengstenberg (Munich, DE; London, UK)
- Effect of transcatheter aortic valve replacement on pulmonary artery systolic pressure.** P576  
 – C. Lozano Granero, G.A. Villareal Cedeno, R.A. Hernandez-Antolin, L. Salido Tahoces, J.L. Mestre, C. Moreno Vinues, M. Valverde Gomez, M. Pascual Izco, G.L. Alonso Salinas, I. Boretti, C. Izurieta, C. Arias Miranda, J.J. Jimenez Nacher, C. Fernandez-Golfin, J.L. Zamorano (Madrid, ES)
- Percutaneous left atrial appendage closure: clinical results in the medium and long term.** P577  
 – M.E. Passos Da Silva, N. Dias Ferreira, P. Fonseca, E. Vilela, C. Guerreiro, M. Carvalho, M. Ponte, F. Sampaio, R. Fontes Carvalho, J. Ribeiro, L. Santos, V. Gama Ribeiro (Vila Nova de Gaia, PT)
- A single-center comparison of the SAPIEN S3 versus the SAPIEN XT transcatheter heart valves.** P578  
 – F. Sawaya, M. Spaziano, A. Roy, P. Garot, T. Hovasse, A. Neylon, H. Benamer, T. Untersee, M.C. Morice, T. Lefevre, B. Chevalier (Massy, FR)
- Efficacy of percutaneous transluminal pulmonary angioplasty for mid-term outcome in inoperable chronic thromboembolic pulmonary hypertension.** P579  
 – Y. Miura, T. Inami, M. Kataoka, H. Ishiguro, Y. Shigeta, H. Kikuchi, Y. Nishina, K. Fukushi, S. Funahashi, H. Yoshino, T. Satoh (Tokyo, JP)
- Morphological assessment of the left atrial appendage by gray-scale inverted imaging of three-dimensional transesophageal echocardiography: a comparative study with computed tomography.** P580  
 – H.-N. Song, Q. Zhou, Q. Deng, B. Hu, J.-L. Chen, L. Zhang, R.-Q. Guo (Wuhan, CN)
- Influence of baseline ejection fraction on the clinical outcome after transcatheter aortic valve implantation in patients with aortic stenosis.** P581  
 – E. Munoz-Garcia, M. Munoz-Garcia, A.J. Munoz Garcia, F. Carrasco-Chinchilla, I. Rodriguez-Bailon, M.F. Jimenez-Navarro, J.H. Alonso-Briales, J.M. Hernandez-Garcia, J.J. Gomez-Doblas, E. De Teresa-Gavan (Málaga and Jaén, ES)
- Patient selection for a percutaneous ventricular partitioning device implantation after antero-apical myocardial infarction with left ventricular systolic dysfunction: a single center experience.** P582  
 – M.C. Todaro, A. Ielasi, P. Scopelliti, G. Grigis, S. Paganoni, A. Repossini, A. Silvestro, D. Personeni, A. Saino, A. Costalunga, M. Tesplii (Seriata and Brescia, IT)
- Transseptal and transapical transcatheter mitral valve replacement with a novel self expandable prosthesis: procedural results and follow up.** P583  
 – G.P. Ussia, V. Cammalleri, S. Muscoli, K. Sarkar, P. De Vico, M. Borzi, S. Kar, G. Ruvolo, J.L. Mehtha, F. Romeo (Rome, IT; Houston, Los Angeles and Little Rock, US)
- Modifications on mitral regurgitation in patients with severe aortic stenosis undergoing transcatheter aortic valve implantation.** P584  
 – A. Roginski Mendes Dos Santos, T. Marinho Florentino, A. Pessoa Correa, A. Vianna Cedro, A. Costa Souza, T. Costa Bignoto, D. Costa De Souza Le Bihan, D.A. De Alvim Siqueira, M. Arrais Dos Santos, A. Isabel De Oliveira Ramos, A. Massamitsu Kambara, R. Bellio De Mattos Barretto, J.E. Assef, A.A. Cunha Abizaid, J.E. Moraes Rego Sousa (São Paulo, BR)
- Increased survival of females with severe aortic stenosis after transcatheter aortic valve implantation compared to surgical aortic valve replacement; a meta-analysis of randomised controlled studies.** P585  
 – V. Panoulas, H.G. Thyregod, P. Nihoyannopoulos, S. Sen, B. Ariff, D. Gopalan, N. Sutaria, C. Bicknell, I. Malik, D. Francis, G.W. Mikhail (London, UK; Copenhagen, DK)
- Percutaneous left atrial appendage occlusion in high-risk patients: a prospective study of long-term follow up.** P586  
 – B. Pezzulich, E. Brscic, S. De Salvo (Turin, IT)
- PERIPHERAL INTERVENTIONS**
- The difference of clinical factors on patency after endovascular therapy for femoropopliteal lesions between stent implantation and balloon angioplasty.** P587  
 – S. Hiramori, Y. Soga, Y. Kobayashi, Y. Tomoi, S. Shirai, K. Ando (Kitakyushu, JP)
- Clinical outcomes of endovascular therapy for patients with critical hand ischemia.** P588  
 – Y. Tomoi, Y. Soga, M. Fujihara, O. Iida, K. Ando (Kitakyushu, Kishiwada and Amagasaki, JP)
- Revascularization by endovascular treatment restores peripheral sensory disturbance in patients with critical limb ischemia.** P589  
 – K. Jujo, E. Shibahashi, K. Saito, I. Ishida, A. Kim, K. Sugiyama, K. Miura, A. Yoshida, J. Yamaguchi, H. Ogawa, N. Hagiwara (Tokyo, JP)
- Optimal antithrombotic therapy for patient with an indication for long term oral anticoagulation undergoing femoropopliteal stenting.** P590  
 – M. Tsutsumi, Y. Ito, K. Hirano, M. Yamawaki, M. Araki, N. Kobayashi, H. Takimura, S. Mori, Y. Sakamoto, T. Takama, Y. Honda, T. Tokuda, K. Makino, S. Shirai (Yokohama, JP)
- A comparison of combined balloon expandable and self-expandable nitinol stent vs double self-expandable nitinol stents for long aorto-iliac disease.** P591  
 – Y. Takeji, Y. Tomoi, Y. Soga, K. Ando (Kokura, JP)

- Prevalence and importance of below the pedal artery disease for wound heal in the patients with critical limb ischemia.** P592  
– M. Utsunomiya, Y. Yamashita, N. Itoh, T. Asahara, T. Yoshitama, K. Hayashi, Y. Takami, K. Kusunose, M. Nakamura (Tokyo, JP)
- Perioperative and long term outcomes of endovascular treatment for renal artery stenosis.** P593  
– A. Nagae, Y. Soga, T. Tomoi, S. Hiramori, Y. Kobayashi (Fukuoka, JP)
- Clinical efficacy of fractional flow reserve for assessing the functional optimality of stenting and for predicting restenosis in femoropopliteal disease.** P594  
– N. Kobayashi, Y. Ito, K. Hirano, M. Yamawaki, M. Araki (Yokohama, JP)
- Clinical impact of infection severity in critical limb ischemia with tissue loss after endovascular treatment.** P595  
– K. Makino, Y. Ito, K. Hirano, M. Yamawaki, T. Araki, N. Kobayashi, Y. Sakamoto, H. Takimura, S. Mori, M. Tsutsumi, T. Takama, Y. Honda, T. Tokuda, S. Shirai (Yokohama, JP)
- Acceptable long term clinical outcomes after stent implantation with full-jailed deep femoral artery - a retrospective multicenter registry.** P596  
– Y. Iwata, T. Murata, T. Miyazaki, T. Yamaguchi, K. Jujo, N. Kaneko, T. Umemoto, M. Utsunomiya, D. Ueshima, T. Dojiri, Y. Kobayashi (Ichihara, Higashiyamato, Ome, Tokyo, Kasukabe, Yamato and Chiba, JP; Mirano, IT)
- Comparison of clinical outcomes of aggressive stent implantation versus balloon angioplasty for chronic total occluded superficial femoral artery.** P597  
– H. Niikura, R. Iijima, N. Kougame, M. Watanabe, F. Hayashi, Y. Yazaki, M. Tokue, Y. Nagashima, T. Ono, N. Nemoto, I. Yokouchi, H. Hara, H. Annzai, N. Kobayashi, M. Nakamura (Tokyo, Gunma and Odawara, JP)
- Predictors of the blood pressure improvement in patients with renal artery stenosis referred to renal artery stenting.** P598  
– D. Rzeznik, A. Roslawiecka, A. Kablak-Ziembicka, M. Misztal, D. Maciejewski, P. Pieniazek, M. Trystula, K. Zmudka, T. Przewlocki (Krakow, PL)
- Resolution of ischemic symptoms following percutaneous angioplasty for a symptomatic subclavian artery stenosis.** P599  
– L. Wrotniak, A. Kablak-Ziembicka, A. Roslawiecka, P. Musialek, P. Bogacki, M. Trystula, K. Zmudka, T. Tadeusz Przewlocki (Krakow, PL)
- Drug-eluting stent versus balloon angioplasty for treatment of femoropopliteal in-stent restenosis.** P600  
– N. Murata, M. Takahara, Y. Soga, A. Tosaka, O. Iida, N. Tanaka, A. Yamashina (Tokyo, Osaka, Kitakyushu, Amagasaki and Hachioji, JP)
- Zilver PTX post-market surveillance study of paclitaxel-eluting stents for treating femoropopliteal artery disease in Japan: 24-month results.** P601  
– H. Yokoi (Fukuoka, JP)
- Incidence, Predictors, and Clinical Outcomes of Slow Flow Phenomenon after Infrapopliteal Balloon Angioplasty.** P602  
– T. Tokuda, K. Hirano, S. Shirai, K. Makino, Y. Honda, T. Takama, M. Tsutsumi, Y. Sakamoto, H. Takimura, S. Mori, N. Kobayashi, M. Araki, M. Yamawaki, Y. Ito (Yokohama, JP)
- Clinical outcome, long-term survival and prognostic factors of cardiovascular events in patients treated with percutaneous angioplasty for renal artery stenosis.** P603  
– A. Roslawiecka, D. Rzeznik, A. Kablak-Ziembicka, R. Badacz, P. Pieniazek, K. Zmudka, T. Przewlocki (Krakow, PL)
- Long term clinical impact of subintimal angioplasty for infrapopliteal arterial occlusions in patients with critical limb ischemia.** P604  
– J.-H. Lee, Y.G. Ko, J.S. Kim, B.K. Kim, D. Choi, M.K. Hong, Y. Jang (Seoul, KR)
- Subclavian CTO stenting using bilateral retrograde radial approach.** P605  
– B. Zafirovska Taleska, D. Petkoska, S. Antov, I. Vasilev, S. Kedev (Skopje, MK)
- Pseudoaneurysm related to transpedal arterial access for treatment and evaluation of peripheral arterial disease.** P606  
– A. Patel, R. Parikh, Y. Huang, M. Liou, J. Ratcliffe, J. Puma, T. Kwan (New York, US)
- RENAL DENERVATION, AORTIC AND CAROTID DISEASE**
- Pulmonary vein isolation with concomitant renal artery denervation is associated with reduction of both arterial blood pressure and atrial fibrillation burden: data from implantable cardiac monitor.** P607  
– A. Romanov, E. Pokushalov, D. Ponomarev, A. Strelnikov, V. Shabanov, D. Losik, A. Karaskov, J.S. Steinberg (Novosibirsk, RU; New York, US)
- Distal renal denervation performed mainly in segmental branches of renal artery versus conventional mode of the intervention: a randomized controlled trial in patients with resistant hypertension.** P608  
– S. Pekarskiy, A. Baev, V. Mordovin, G. Semke, T. Ripp, A. Falkovskaya, V. Lichikaki, I. Zubanova, M. Kuzmichkina, S. Popov (Tomsk, RU)
- Effects of sympathoadrenergic modulation on expression of Receptor for Advanced Glycation End products (RAGE) and its ligands in obese spontaneously hypertensive rats.** P609  
– S.R. Selejan, D. Linz, A.M. Tatu, M. Hohl, A. Kazakov, T. Speer, I. Kindermann, M. Böhm (Homburg, DE)
- Renal Denervation reduces monocyte activation: an anti-inflammatory effect relevant for cardiovascular risk.** P610  
– M.T.K. Zaldivia, J. Rivera, D. Hering, P. Marusic, Y. Sata, N. Eikelis, R. Lee, G.W. Lambert, N.M. Htun, J. Duval, L. Hammond, S. Eisenhardt, U. Flierl, M.P. Schlaich, K. Peter (Melbourne and Perth, AU)
- Renal denervation in resistant hypertension: are there differences in blood pressure reduction between unifocal and multifocal radiofrequency ablation catheters up to 24 months follow-up?** P611  
– D. Prochnau, H.R. Figulla, P.C. Schulze, R. Surber (Jena, DE)

- Predictive value of carotid artery intima-media thickness and plaque characteristics for mortality in patients on haemodialysis.** P612  
 – H. Ishii, D. Kamoi, N. Umemoto, T. Aoyama, T. Sakakibara, H. Takahashi, Y. Kumada, T. Murohara (Nagoya, Toyoake and Kasamatsu, JP)
- Learning curve of the transradial approach of percutaneous carotid intervention.** P613  
 – Z. Ruzsa, B. Nemes, E.M. Vegh, B. Teleki, B. Berta, K. Huttli, B. Merkely (Budapest and Kecskemet, HU)
- Real-world carotid stenting in patients with high risk versus standard risk for open carotid endarterectomy (REAL trial).** P614  
 – I. Michel Guisasaola, J. De Haro, S. Bleda, C. Canibano, C. Gonzalez, F. Acin (Getafe, ES)
- The role of the expression of nitric oxide (NO), hydrogen sulfide (H<sub>2</sub>S) and carbon monoxide (CO) generating enzymes in carotid plaque stability.** P615  
 – P. Eftentakis, F. Sigala, S.I. Bibli, D. Karageorgiadi, E.K. Iliodromitis, A. Papapetropoulos, I. Andreadou (Athens, GR)
- Increased arterial inflammation assessed by positron emission tomography is associated with higher thermal heterogeneity and macrophage infiltration in carotid plaques.** P616  
 – G. Benetos, K. Toutouzias, I. Koutagiari, A. Georgakopoulos, N. Pianou, M. Metaxas, G. Agrogiannis, E. Athanasiadis, G. Spyrou, K. Filis, E. Siores, E. Patsouris, D. Cokkinos, D. Tousoulis, C.D. Anagnostopoulos (Athens, GR; Bolton, UK)
- Outcome in patients with chronic kidney disease after carotid artery stenting: data from a large single center with single operator experience.** P617  
 – S. Staubach, J. Ledwoch, H. Strohm, M. Segerer, H. Mudra (Munich and Lübeck, DE)
- Novel carotid revascularization PARADIGM evaluation in a prospective clinical study in all-comer symptomatic and increased-stroke-risk asymptomatic carotid artery stenosis.** P618  
 – P. Musialek, A. Mazurek, M. Trystula, A. Boratynska, M. Urbanczyk, A. Lesniak-Sobelga, R.P. Banya, A. Brzychczy, L. Partyka, K. Zmudka, P. Podolec (Krakow, PL)
- Prognostic value of acute kidney injury after transcatheter aortic valve implantation in patients with aortic stenosis.** P619  
 – E. Munoz-Garcia, M. Munoz-Garcia, A.J. Munoz Garcia, A.J. Dominguez-Franco, M.F. Jimenez-Navarro, J.H. Alonso-Briales, J.M. Hernandez-Garcia, J.J. Gomez-Doblas, E. De Teresa-Galvan (Málaga and Jaén, ES)
- Effect of previous growth hormone treatment on ascending aorta dimensions in Turner patients.** P620  
 – A.L. Duijnhouwer, J.W. Kimmermans, R.R.J. Van Kimmenade, A.P.J. Van Dijk, M.J. De Boer, J.W. Roos-Hesselink (Nijmegen and Rotterdam, NL)
- Hybrid repair of aortic arch pathology: long-term clinical outcomes and patency of extra-anatomic bypass grafts.** P621  
 – W.C. Kang, Y.G. Ko, E.K. Shin, C.H. Park, D. Choi, Y.N. Youn, D.Y. Lee, J.G. Moon, S. Kim, M.G. Kim, P.C. Oh, W.J. Chung, T.H. Ahn (Incheon and Seoul, KR)
- Long-term outcome of patients presenting with type A acute aortic syndrome.** P622  
 – A. Corsini, S. Soflai Sohee, F. Vagnarelli, G. Norscini, A. Foa', L. Cinti, S. Nanni, F. Semprini, D. Pacini, G. Melandri, R. Di Bartolomeo, O. Leone, C. Rapezzi (Bologna and Palermo, IT)
- Cause of death in patients with Marfan syndrome.** P623  
 – D. El Baghdadi, O. Milleron, M. Langeois, M. Spentchian, F. Arnoult, G. Delorme, C. Bouleti, G. Jondeau (Casablanca, MA; Paris, FR)
- Twelve-months quality of life improvement and all-cause mortality in elderly patients undergoing transcatheter aortic valve replacement.** P624  
 – P. Kleczynski, M. Bagieniski, A. Dziejewicz, L. Rzeszutko, D. Sorysz, M. Tomala, D. Dudek (Krakow, PL)
- Systemic vascular dysfunction in high-altitude dwellers with patent foramen ovale.** P625  
 – D. Cerny, E. Rexhaj, T. Meister, R. Soria, C. Sartori, U. Scherrer, S.F. Rimoldi (Bern and Lausanne, CH)
- Are two internal thoracic grafts better than one? Analysis of 1528 diabetic patients between 1996- 2010.** P626  
 – N. Neshier, B. Medalion, R. Mohr, A. Laub, Y. Ben-Gal, Y. Paz, D. Pevni (Tel Aviv, IL)

## SUDDEN CARDIAC DEATH

- Supraventricular arrhythmias and implantable cardioverter defibrillator shocks in catecholaminergic polymorphic ventricular tachycardia.** P627  
 – V. Dusi, G.M. De Ferrari, J.M. Bos, C.R. Moir, M. Shkolnikova, D.J. Abrams, L. Crotti, A.A.M. Wilde, T. Paul, M. Eldar, J. Till, F.R. I Noguera, A.D. Krahn, P.J. Schwartz, M.J. Ackerman (Pavia and Milan, IT; Rochester and Boston, US; Moscow, RU; Amsterdam, NL; Göttingen, DE; Tel Hashomer, IL; London, UK; Vancouver, CA)
- Validation of a termination-of-resuscitation rule for out-of-hospital cardiac arrest in the emergency department.** P628  
 – Y. Goto, A. Funada, Y. Nakatsu-Goto (Kanazawa and Komatsu, JP)
- Abdominal obesity is associated with risk of sudden cardiac arrest in general population: analyzed from korean national health insurance database cohort.** P629  
 – Y.S. Baek, P.S. Yang, T.H. Kim, J.S. Uhm, H.N. Pak, M.H. Lee, B.Y. Joung (Seoul, KR)
- Increased sudden death with chronic obstructive pulmonary disease in general population.** P630  
 – S.J. Song, P.S. Yang, T.H. Kim, J.S. Uhm, H.N. Pak, M.H. Lee, B.Y. Joung (Seoul, KR)
- Elevated testosterone serum levels contribute to adverse outcome in patients with arrhythmogenic right ventricular cardiomyopathy/dysplasia.** P631  
 – D. Akdis, A.M. Saguner, K. Shah, C. Wei, A. Von Eckardstein, T.F. Luescher, C. Brunckhorst, H.S.V. Chen, F. Duru (Zurich, CH; La Jolla, US)

- QUIDAM study assessment of hydroquinidine therapy in the management of Brugada syndrome patients at high arrhythmic risk and implanted with an ICD.** P632  
 – A. Andorin, S. Fouchard, H. Le Marec, J. Mansourati, P. Maury, P. Mabo, J.S. Hermida, J.C. Deharo, J.M. Davy, A. Leenhardt, P. Defaye, D. Babuty, J.B. Gourraud, F. Sacher, V. Probst (Nantes, Brest, Toulouse, Rennes, Amiens, Marseille, Montpellier, Paris, Grenoble, Tours and Bordeaux, FR)
- Ventricular tachyarrhythmias at presentation predicts sudden cardiac death after acute coronary syndrome.** P633  
 – J.J. Hai, E. Tam, P.H. Chan, C.W. Siu, H.F. Tse (Hong Kong, HK)
- Age may not be most important factor in the decision to initiate cardiopulmonary resuscitation in the elderly.** P634  
 – Y. Goto, A. Funada, Y. Nakatsu-Goto (Kanazawa and Komatsu, JP)
- The usefulness of CHA2DS2-VASc score in predicting the risk of sudden cardiac death and ventricular arrhythmias in patients with atrial fibrillation.** P635  
 – T.F. Chao, G.Y.H. Lip, S.A. Chen (Taipei, TW; Birmingham, UK)
- NT-proBNP levels after 24 hours provide independent prognostic information in patients with ventricular arrhythmia-induced out-of-hospital cardiac arrest.** P636  
 – P. Myhr, M. Tiainen, V. Pettila, J. Vaahersalo, T.-A. Hagve, J. Kurola, T. Varpula, T. Omland, H. Rosjo (Akershus and Oslo, NO; Helsinki and Kuopio, FI)
- QRS-complex fragmentation is associated with sudden cardiac death in adults with congenital heart disease.** P637  
 – J.T. Vehmeijer, Z. Koyak, W. Budts, L. Harris, B.J. Bouma, B.J.M. Mulder, J.R. De Groot (Amsterdam, NL; Leuven, BE; Toronto, CA)
- The use of cardiac magnetic resonance imaging in the survivors of sudden cardiac death.** P638  
 – R. Banszky, J. Zizka, L. Klzo, Z. Belobradek, M. Solar (Hradec Králové, CZ)
- Incremental value of cardiac magnetic resonance imaging for diagnosis and prognosis in sudden cardiac arrest survivors without coronary artery disease.** P639  
 – P. Rodrigues, A. Joshi, H. Williams, M. Westwood, F. Zemrak, R. Schilling, C. Kirkby, C. Manisty, S. Mohiddin (London, UK)
- Effect of continuous positive airway pressure on circadian patterns of cardiac repolarization in obstructive sleep apnoea: data from a randomized controlled trial.** P640  
 – C. Schlatzer, D.J. Bratton, E.I. Schwarz, T. Gaisl, J.C.T. Pepperell, J.R. Stradling, M. Kohler (Zurich, CH; Oxford, UK)
- Association of nighttime with decreased survival and resuscitation efforts for out-of-hospital cardiac arrests.** P641  
 – Y. Matsumura, T. Nakada, K. Shinozaki, T. Tagami, T. Nomura, Y. Tahara, A. Sakurai, N. Yonemoto, K. Nagao, A. Yaguchi, N. Morimura (Chiba, Tokyo, Osaka and Yokohama, JP)
- Lower Spatial QRS-T angle rules out sustained ventricular arrhythmias in hypertrophic cardiomyopathy.** P642  
 – D. Cortez, N. Sharma, G. Derk, A.J. Batra (Aurora, Hershey, Urbana-Champaign and Orange, US)
- Out of hospital cardiac arrest: a matter for cardiologists. First year results for the first long follow-up cardiac arrest registry by cardiologists.** P643  
 – S. Savastano, E. Baldi, M. Raimondi, M. Guerci, F. Canevari, C. Mosca, M. Pagani, B. Lusona, F. Mojoli, R. Bertona, R. Osti, L. Oltrona Visconti, S. De Servi (Pavia, Vigevano and Voghera, IT)
- Sudden death in Wolf-Parkinson-White: report of 19 cases from a large pathology registry.** P644  
 – G. Finocchiaro, M. Papadakis, J.L. Robertus, H. Dhutia, A. Malhotra, E. Behr, M.N. Sheppard, S. Sharma (London, UK)
- Girona Vital: performance evaluation of defibrillators in a regional public access defibrillation program.** P645  
 – P. Loma-Osorio Ricon, M. Nunez, J. Aboal, J. Pascual, P. Fluvia, D. Bosch, R. Ramos, J. Brugada, R. Brugada (Girona and Barcelona, ES)
- Anxiety, depression and quality of life in acute high risk cardiac disease patients eligible for wearable cardioverter defibrillator: results from the prospective multicenter CRED-registry.** P646  
 – R. Pfister, G. Michels, F. Eberhardt, W. Fehske, S. Winter, F. Baer, Y. Choi, S. Steven, S. Baldus, M. Weiss (Cologne, DE)
- Antibodies levels anti sChA as diagnostic and prognosis marker of malignant arrhythmias in chronic Chagasic patients.** P647  
 – H.O. Rodriguez Angulo, C. Poveda, J.D. Ramirez, J. Santi Rocca, J. Isoler, F. Guhl, I. Mendoza, J. Marques, N. Girones, M. Fresno (Caracas, VE; Madrid, ES; Bogota, CO)
- The validation of the parachute-app smartphone alerting system for exercise-associated cardiac arrest: accuracy tested against the HAL s1020 12-lead ECG patient simulator.** P648  
 – N. Gaibazzi, C. Reverberi (Parma, IT)
- Prediction of sudden death in patients with chronic heart failure: a prospective comparative study of cardiac iodine-123 metaiodobenzylguanidine imaging and right ventricular ejection fraction.** P649  
 – S. Tamaki, T. Yamada, T. Morita, Y. Furukawa, Y. Iwasaki, M. Kawasaki, A. Kikuchi, T. Kondo, T. Ozaki, Y. Sato, M. Seo, I. Ikeda, E. Fukuhara, M. Fukunami (Osaka, JP)
- Long-term effects of septal myectomy on sudden cardiac death in patients with hypertrophic cardiomyopathy.** P650  
 – A. Shapieva, S. Dzemeshevich, D. Podolyak, A. Tsyganov (Moscow, RU)
- High sensitivity C-reactive protein (CRP) as an early marker of outcomes in out of hospital cardiac arrest acute myocardial infarction survivors treated with endovascular mild therapeutic hypothermia.** P651  
 – J. Latal, M. Hutyra, J. Precek, D. Sanak, M. Kral, T. Adam, J. Jarkovsky, O. Moravec, T. Skala, M. Taborsky (Olomouc and Brno, CZ)



## NON-INVASIVE STUDIES IN ARRHYTHMIAS

- T-wave polarity inversion following sudden shortening of diastolic interval: a novel ECG marker associated with a history of Torsade de Pointes in patients with long QT syndrome.** P652  
– N. Takasugi, H. Goto, T. Kuwahara, M. Takasugi, H. Toyoshi, T. Nakashima, T. Kubota, M. Kawasaki, K. Nishigaki, S. Minatoguchi (Gifu, JP)
- Value of the sodium channel blockers test in Brugada syndrome.** P653  
– D. Therasse, P. Mabo, F. Sacher, D. Babuty, L. Jesel, P. Maury, J. Mansourati, B. Petit, V. Probst, J.B. Gourraud (Nantes, Rennes, Bordeaux, Tours, Strasbourg, Toulouse and Brest, FR; Saint Pierre, RE)
- Exercise induced frequent atrial premature complexes: a portent of atrial fibrillation.** P654  
– J.K. Hwang, K.J. Chun, S.J. Park, Y.K. On, J.S. Kim, K.M. Park (Seoul, KR)
- Right bundle branch blocks in a general Chinese population: prevalence, incidence, risk factors, and association with all-cause mortality.** P655  
– B. Wang, Y. Yang, Y. Chen, X. Han, W. Li, S. Chen, S. Wu, Y. Xia (Dalian and Tangshan, CN)
- Evaluation of atrial dyssynchrony in patients with atrial fibrillation treated with catheter ablation: results from a prospective study using pulsed wave tissue Doppler imaging.** P656  
– S. Loebe, H. Knopp, S. Nedios, K. Bode, P. Sommer, A. Bollmann, A. Arya, G. Hindricks, B. Dinov (Leipzig, DE)
- Effective magnetic dipole dynamics non-invasively assesses the electrophysiological properties of accessory pathways.** P657  
– D. Brisinda, F. Fioravanti, A.R. Sorbo, L. La Brocca, R. Fenici (Rome, IT)
- Assessment of deceleration capacity from short-term recordings predicts mortality after myocardial infarction: prospective validation study.** P658  
– K.D. Rizas, A.J. Doller, C. Eick, C.S. Meyer-Zuern, M. Gawaz, A. Bauer (Munich and Tübingen, DE)
- Investigating inherited HCM caused by SC02 and PRKAG2 mutations using the patients' induced pluripotent stem cell-derived cardiomyocytes.** P659  
– R. Ben Jehuda, T. Hallas, T. Haykain, B. Eisen, R. Schick, M. Gherghiceanu, H. Mandel, M. Arad, O. Binah (Haifa and Tel Hashomer, IL; Bucharest, RO)
- Non-invasive testing cannot identify a typical substrate for life-threatening re-entry VTs in athletes.** P660  
– J. Venlet, S.R.D. Piers, M. De Riva Silva, Y. Naruse, D.C.Q.M. Barge-Schaapveld, M.J. Schajij, K. Zeppenfeld (Leiden, NL)
- Blunted heart rate turbulence is a novel predictor at risk of developing heart failure in patients with diabetes mellitus.** P661  
– T. Kodama, T. Kikuchi, M. Kamata, H. Mitani, M. Ohno, Y. Ohuchi, S. Ishiwata (Tokyo, JP)
- Age and lead specific distribution and prognostic implications of early repolarization parameters in a healthy korean population.** P662  
– M.S. Cho, G.B. Nam, C.H. Kwon, S.H. Kim, J.S. Kim, H.J. Nam, S.Y. Min, M.S. Kim, J.H. Lee, Y.M. Hwang, U. Jo, J. Kim, K.J. Choi, Y.H. Kim (Seoul, KR)
- Microvolt T-wave alternans assessed by 24-hour continuous 12-lead ECG in healthy subjects and in patients immediately after cardiac arrest: how to exclude pseudo T-wave alternans.** P663  
– H. Matsuno, N. Takasugi, H. Goto, T. Kuwahara, K. Shinoda, M. Iwasa, T. Kubota, M. Kawasaki, K. Nishigaki, S. Minatoguchi (Gifu, JP)
- High-sensitivity cardiac troponin levels in supraventricular tachyarrhythmias.** P664  
– J.P. Costabel, M. Urdapilleta, F. Lambardi, R. Campos, P. Ariznavarreta, M. Trivi (Buenos Aires, AR)
- Effect of liver transplant on autonomic neuropathy in patients with familial amyloid polyneuropathy.** P665  
– A.R. Gaspar Lopes Francisco, N. Cortez-Dias, T. Guimaraes, M.N. Menezes, G. Lima Da Silva, R. Placido, C. Inacio, I. Conceicao, F.J. Pinto, C. Azevedo Coutinho (Lisbon, PT)
- A risk factor of thrombus in left atrial appendage by transesophageal echocardiography, comparison between warfarin and non-vitamin K antagonist oral anticoagulants.** P666  
– H. Kobayashi, Y. Yazaki, Y. Saito, Y. Goseki, K. Satomi, A. Yamashina (Tokyo, JP)
- Systematic use of an external loop recorder in patients with no documented palpitation improves care efficiency.** P667  
– J. Francisco Pascual, A. Santos Ortega, L. Mila Pascual, I. Roca Luque, N. Rivas Gandara, J. Perez Rodon, G. Martin, D. Garcia-Dorado, A. Moya Mitjans (Barcelona, ES)
- Coronary sinus to aid diagnosis of atrial flutter in patients with narrow complex tachycardia (NCT).** P668  
– M. Alkhalil, A. Kearney (Belfast, UK)
- Use of Bazett's formula could produce false positive responses to epinephrine test in patients with low heart rates.** P669  
– C. Munoz-Esparza, J.J. Sanchez-Munoz, P. Penafiel-Verdu, J. Martinez Sanchez, M. Navarro, J.J. Santos Mateo, D. Lopez Cuenca, M.C. Olmo, E. Garcia-Molina, I. Perez-Sanchez, M. Sabater, J.R. Gimeno Blanes, A. Garcia Alberola (Murcia, ES)
- Computerized dynamic pupillometry indices correlates with heart rate variability parameters: the eyes are the mirror of the heart.** P670  
– S. Okutucu, M. Civelekler, M. Aparci, O. Dikmetas, S. Uzun, O.F. Sahin, H. Aksoy, B. Yetis Sayin, E. Akgul Ercan, A. Oto (Ankara, TR)
- What does LF/HF of heart rate variability in ambulatory ECG mean? Effect of time in lying position during monitoring.** P671  
– Y. Yoshida, H. Ogasawara, E. Yuda, J. Hayano (Nagoya, JP)
- Distribution of the atrial fibrillation substrate in left atrium detected and quantified with integrated backscatter values.** P672  
– T. Kubota, M. Kawasaki, H. Toyoshi, T. Nakashima, N. Takasugi, T. Kawaguchi, T. Nawa, T. Tanaka, M. Iwasa, Y. Yamada, H. Okada, M. Kanamori, H. Ushikoshi, K. Nishigaki, S. Minatoguchi (Gifu, JP)

- Day-to-day variation of J-wave predicts life-threatening arrhythmias in patients with myocardial infarction.** P673  
 – N. Ishizue, S. Niwano, H. Fukaya, R. Nishinara, A. Horiguchi, H. Nakamura, T. Igarashi, T. Fujiishi, J. Kishihara, M. Murakami, H. Niwano, J. Ako (Sagamihara and Machida, JP)
- Insight into site-specificity of J wave arrhythmogenesis.** P674  
 – A. Talib, N. Sato, K. Otsu, E. Sugiyama, K. Minoshima, N. Sakamoto, Y. Tanabe, T. Takeuchi, Y. Kawamura, N. Hasebe (Asahikawa, JP)
- Prediction of atrial fibrillation after ischemic stroke or transient ischaemic attack using PR interval.** P675  
 – A.R. Marinheiro, P. Amador, L. Parreira, C. Sa, T. Duarte, M. Fonseca, R. Rodrigues, R. Caria (Setubal, PT)
- Analysis of QT intervals in healthy children 7-17 years old during Holter monitoring.** P676  
 – V. Komoliatova, L. Makarov, I. Kiseleva, D. Besportochii, N. Fedina (Moscow, RU)
- A noninvasive imaging modality for evaluation of repolarization dispersion abnormalities in patients susceptible to ventricular arrhythmias.** P677  
 – V.N. Sosnytsky, M.N. Dolzhenko, T.V. Sosnytska, A.O. Nudchenko (Kiev, UA)
- ECG-predictors of ventricular tachyarrhythmias in patients with left ventricular systolic dysfunction.** P678  
 – T. Vaikhanskaya, T.V. Kurushka, T.M. Kaptsiukh, A.V. Frolov (Minsk, BY)
- The relationship between the spatial distribution of late gadolinium enhancement on cardiac MRI and maximal T-wave alternans sites on the 12-lead Holter ECG in hypertrophic cardiomyopathy.** P679  
 – N. Sakamoto, N. Sato, A. Talib, S. Kawaguchi, Y. Kitani, K. Otsu, E. Sugiyama, A. Minoshima, Y. Tanabe, T. Takeuchi, Y. Kawamura, N. Hasebe (Asahikawa, JP)
- The characteristics of sleep apnea in candidates for catheter ablation of atrial fibrillation.** P680  
 – T. Kimura, T. Kohno, K. Nakajima, S. Kashimura, A. Kunitomi, Y. Katsumata, T. Nishiyama, N. Nishiyama, K. Fukumoto, Y. Tanimoto, Y. Aizawa, K. Fukuda, S. Takatsuki (Tokyo, JP)
- PREVENTION SUDDEN CARDIAC DEATH AND ICD THERAPY**
- Electrocardiographic (ECG) screening of 1-month-old infants for identifying prolonged QT intervals to prevent sudden infant death.** P681  
 – M. Yoshinaga, H. Ushinohama, M. Nagashima, S. Sato, T. Hata, H. Horigome, N. Tauchi, E. Nishihara, F. Ichida, S. Ohno, N. Sumitomo, M. Iwamoto (Kagoshima, JP)
- Long term follow-up of patients with ventricular arrhythmias due to coronary artery spasm.** P682  
 – B. Diaz Fernandez, T. Oloriz, M. Rodriguez-Manero, G. Ballesteros, N. Basterra, I. Garcia-Bolao, A. Asso, M.A. Arias, L. Martinez-Sande, J.R. Gonzalez-Juanatey, R. Peinado (Santiago de Compostela, Zaragoza, Navarra, Toledo and Madrid, ES)
- Validation of the good outcome following attempted resuscitation score on in-hospital cardiac arrest in southern Sweden.** P683  
 – M.A. Ohlsson, L.M. Kennedy, M.H. Ebell, T. Juhlín, O. Melander (Malmö, SE; Athens, US)
- Progressively increased QTc dispersion can predict sudden cardiac death in patients with end stage renal disease on hemodialysis - Korean Multicenter Study.** P684  
 – J.B. Park, D.R. Ryu, W.B. Pyun (Seoul, KR)
- Predictive factors for a positive response to sodium channel blockers in Brugada syndrome.** P685  
 – D. Therasse, B. Petit, F. Sacher, D. Babuty, L. Jesel, P. Maury, J. Mansourati, P. Mabo, V. Probst, J.B. Gourraud (Nantes, Bordeaux, Tours, Strasbourg, Toulouse, Brest and Rennes, FR; Saint Pierre, RE)
- Long-term follow-up of patients with unexplained cardiac arrest: insights from the FIVI-Gen Study.** P686  
 – R. Macias Ruiz, J. Jimenez-Jaimez, R. Peinado, E. Zorio Grima, C. Munoz Esparza, F. Segura, F. Mazuelos, R. Picon, M. Alvarez, L. Tercedor (Granada, Madrid, Valencia, Murcia, Las Palmas de Gran Canaria, Córdoba and Sevilla, ES)
- Incidence and predictors of life-threatening ventricular arrhythmias in patients admitted to the cardiology department.** P687  
 – A. Zorzi, F. Peruzza, F. Stella, A. Del Monte, F. Migliore, L. Badano, S. Iliceto, D. Corrado (Padua, IT)
- Association of anemia with the risk of sudden cardiac arrest in general population.** P688  
 – I.J. Kim, P.S. Yang, T.H. Kim, J.S. Uhm, H.N. Pak, M.H. Lee, B.Y. Joung (Seoul, KR)
- Impact of age, weight and sex on motivation and interest on resuscitation training in 8-13-years-old schoolchildren: a randomized controlled trial.** P689  
 – D. Weidenauer, M. Krammel, T. Hamp, M. Gattinger, C. Schriefl, C. Holabek, M. Winnisch, W. Schreiber, F. Sterz, H. Herkner, H. Domanovits (Vienna, AT)
- Subsequent shock delivery in paediatric out-of-hospital cardiac arrest with initial non-shockable rhythms: a nationwide population-based observational study.** P690  
 – Y. Goto, A. Funada, Y. Nakatsu-Goto (Kanazawa and Komatsu, JP)
- Implantable cardioverter-defibrillator shock failure in long QT syndrome patients.** P691  
 – S.Z. Rosero, V. Kutuyifa, Y. Biton, S.A. McNitt, B. Polansky, I. Goldenberg, A.J. Moss, W. Zareba (Rochester, US; Tel Hashomer, IL)
- Radiotherapy can cause serious malfunction of modern implantable cardioverters-defibrillators (ICD) and cardiac resynchronization device and defibrillator (CRT-D).** P692  
 – M. Tajstra, S. Blamek, E. Gadula-Gacek, P. Marczynski, M. Gasior (Zabrze, Gliwice and Kraków, PL)
- Is there a role for ICDs in LVAD patients? A meta-analysis.** P693  
 – M. Shurrab, S. Pettit, S. Park, S. Atturman, A. Spaih, G. Khaleel, D. Newman, E. Crystal, M. Petrie, S. Haj-Yahia (Nablus, PS; Cambridge and Glasgow, UK; Cleveland, US; Toronto, CA)
- Incidence and timing of heart failure decompensation after the first ICD shock: the influence of beta-blocker therapy.** P694  
 – J. Jimenez-Candil, J. Hernandez, J.L. Morinigo, L. Bravo, E. Sanchez-Corral, P.L. Sanchez (Salamanca, ES)

**Avoidance of primary preventive ICD implantation by intensified optimized heart failure therapy protected by the wearable cardioverter/defibrillator - The PROLONG registry.** P695

– D. Duncker, T. Koenig, S. Hohmann, B. Kattih, T. Pfeffer, H. Oswald, C. Veltmann (Hannover, DE)

**Evaluation of alternative implant techniques for the subcutaneous implantable cardioverter-defibrillator.** P696

– T.F. Brouwer, J.M. Willner, C. Palaniswamy, S.R. Dukkupati, V. Reddy, M.A. Miller, R.E. Knops (Amsterdam, NL; New York, US)

**Eligibility for subcutaneous cardioverter-defibrillator in patients with Brugada syndrome.** P697

– G. Conte, M.L. Caputo, A. Chiodini, D. Ruggiero, F. Regoli, C. De Asmundis, T. Moccetti, P. Brugada, A. Auricchio (Lugano, CH; Brussels, BE)

## VASCULAR BIOLOGY AND REMODELLING

**Adventitial activation is critical for negative vascular remodeling.** P698

– J. Dutzmann, J.M. Daniel, L. Korte, J. Bauersachs, D.G. Sedding (Hannover, DE)

**Sonic hedgehog signalling in adventitial fibroblasts promotes inflammation and smooth muscle cell proliferation in neointima formation.** P699

– J.-M. Daniel, J. Dutzmann, L. Korte, J. Bauersachs, D.G. Sedding (Hannover, DE)

**The novel mineralocorticoid receptor antagonist Finerenone attenuates neointima formation after vascular injury.** P700

– R.-J. Musmann, J. Dutzmann, J.-M. Daniel, P. Kolkhof, J. Bauersachs, D.G. Sedding (Hannover and Wuppertal, DE)

**Endothelial protein tyrosine phosphatase-1B deletion enhances neointima formation in mice with diet-induced obesity.** P701

– A. Hubert, M. Jaeger, R. Gogiraju, T. Muenzel, K. Schaefer (Mainz and Göttingen, DE)

**Endothelial-Mesenchymal Transition: miR-101 as a new target to treat intimal hyperplasia.** P702

– B. Vanchin, M. Maleszewska, B. Kiers, L.A. Brouwer, B. Van Der Pol, A.C. Pereira, M.C. Harmsen, J.R.A.J. Moonen, G. Krenning (Groningen, NL; São Paulo, BR)

**TNF-antagonists improve arterial stiffness in patients with rheumatoid arthritis: a meta-analysis.** P703

– A. Gravos, C. Vlachopoulos, G. Georgiopoulos, P. Pietri, D. Terentes-Printzios, C. Georgakopoulos, K. Stamatelopoulos, D. Tousoulis (Athens, GR)

**C1q/TNF-related protein 1 reduces vascular smooth muscle cell growth and neointimal thickening after vascular injury.** P704

– H. Ogawa, K. Ohashi, R. Shibata, N. Kanemura, T. Murohara, N. Ouchi (Nagoya, JP)

**Obstructive sleep apnea causes aortic remodelling in a chronic murine model.** P705

– C. Rubies, A.P. Dantas, M. Battle, E. Guasch, N. Torres, R. Farre, J.M. Montserrat, I. Almendros, L. Mont (Barcelona, ES)

**PI3Kdelta mediates growth factor induced PASM proliferation and hypoxia induced pulmonary hypertension via non-catalytic mechanisms.** P706

– E. Berghausen, C. Skoruppa, M. Vantler, A. Behringer, C. Joseph, S. Baldus, S. Rosenkranz (Cologne, DE)

**Neutrophil extracellular traps: imaging, nanomechanics and their relevance for cardiovascular diseases.** P707

– R.H. Pires, M. Delcea, S.B. Felix (Greifswald, DE)

**In vitro evidence in support of a double-hit hypothesis for BMPR2 signalling in the development of pulmonary hypertension: role of hypoxia and the serotonin transporter.** P708

– C. Creaney, N. Macritchie, N. Dempsey, N.W. Morrell, M. Maclean, A.J. Peacock, D.J. Welsh (Glasgow and Cambridge, UK)

**molecular mechanism of worsening aortic dissection by high salt through IL-17 pathway.** P709

– N. Nishida, H. Aoki, S. Ohno, M. Nishihara, A. Furusho, S. Hirakata, M. Hayashi, S. Ito, H. Yasukawa, Y. Fukumoto (Kurume, JP)

**Placement of a sheath during cardiac catheterization could influence on the pressure waveform.** P710

– M. Shiraishi, T. Murakami, T. Nawa, K. Shiraga, S. Fukuoka, H. Kobayashi, H. Nagamine, K. Hiagashi, H. Nakajima, H. Aotuka (Chiba, JP)

**Endothelial lectin-like oxidized low-density lipoprotein receptor-1 (LOX-1) exacerbates ischemia/reperfusion-induced cerebral injury.** P711

– M.F. Reiner, R.D. Spescha, H. Amstalden, C. Diaz-Canestro, S. Briand, R.S. Derungs, A. Semerano, D.S. Gaul, G. Savarese, G.A. Kullak-Ublick, M. Sessa, J.H. Beer, T.F. Luescher, A. Akhmedov, G.G. Camici (Schlieren, Zurich and Baden, CH; Milan, IT)

**Association of common genetics variants and their association with vascular organ damage in untreated hypertension.** P712

– E. Androulakis, N. Papageorgiou, E. Chatzistamatiou, A. Miliou, G. Moustakas, G. Siasos, C. Antoniadis, I. Kallikazaros, D. Tousoulis (Athens, GR)

## CARDIOVASCULAR CELL BIOLOGY

**Impact of alicrocumab treatment on renal function.** P713

– P.P. Toth, C.P. Cannon, J.J.P. Kastelein, M. Banach, A. Upadhyay, D.J. Rader, A. Koren, M.J. Louie, A. Letierce, H.M. Colhoun (Sterling, Boston, Philadelphia, Bridgewater and Tarrytown, US; Amsterdam, NL; Lodz, PL; Chilly-Mazarin, FR; Dundee, UK)

**The validity of a novel method for estimating low-density lipoprotein cholesterol levels in diabetic patients.** P714

– H. Chaen, S. Kinchiku, M. Miyata, S. Kajiya, H. Uenomachi, T. Yuasa, K. Takasaki, M. Ohishi (Kagoshima, JP)

- Serum lipoprotein (a) is associated with the presence of ruptured plaque determined by optical coherence tomography in coronary artery disease.** P715  
– S. Sakai, A. Sato, D. Akiyama, T. Hoshi, T. Koizumi, S. Taguchi, K. Aonuma (Mito and Tsukuba, JP)
- Decreased circulating omega-6 fatty acid levels are associated with total mortality in patients admitted to cardiac intensive care unit.** P716  
– S. Ouhi, T. Miyazaki, K. Shimada, Y. Sugita, M. Shimizu, T. Aikawa, T. Kato, S. Suda, M. Hiki, S. Takahashi, T. Kasai, K. Miyauchi, H. Daida (Tokyo, JP)
- Pitavastatin lowers plasma levels of CoQ10 less than equipotent doses of rosuvastatin or atorvastatin.** P717  
– P.M. Moriarty, C. Sponseller, J. Backes, J. Ruisinger, N. Sehar, L. Denney, W.J. Thompson, J. Wick (Kansas City and Montgomery, US)
- MicroRNA-19a reduces thrombogenicity in diabetes via targeting of tissue factor.** P718  
– M. Witkowski, A. Weithauser, T. Tabaraie, D. Steffens, J. Friebe, D. Tschoepe, B. Stratmann, U. Landmesser, U. Rauch (Berlin and Bochum, DE)
- Carotid thermal heterogeneity and aortic stiffness: the heat is on.** P719  
– I. Koutagiar, C. Vlachopoulos, K. Toutouzas, D. Terentes-Printzios, M. Abdelrasoul, J. Skoumas, G. Benetos, S. Galanakis, A. Rigatou, D. Tousoulis (Athens, GR)
- A non-steroidal antagonist of mineralocorticoid receptor (MR) protects from coronary reserve loss and diastolic dysfunction worsened by exercise in mice with cardiomyocyte-specific MR overexpression.** P720  
– A. Ouvrard-Pascaud, A. Gueret, J. Thireau, L. Nicol, L. Fazal, C. Delcayre, S. Richard, V. Richard, F. Jaisser, P. Kolkhof, P. Mulder (Rouen, Montpellier and Paris, FR; Wuppertal, DE)
- Uridine triphosphates analogues as inhibitors of platelet P2Y12: structure activity relationship.** P721  
– D. Guenduez, S. Halim, C.W. Hamm, M. Aslam (Giessen, DE; Lahore, PK)
- Glucagon-like peptide-1 (GLP-1) reduces microvascular thrombosis, systemic inflammation and platelet activation in endotoxemic mice.** P722  
– S. Steven, K. Jurk, M. Kopp, S. Kroeller-Schoen, Y. Mikhed, K. Schwierczek, S. Roohani, F. Kashani, S. Tokalov, S. Danckwardt, S. Strand, P. Wenzel, T. Muenzel, A. Daiber (Mainz, DE)
- Mean platelet volume and platelet reactivity in acute coronary syndromes: is there a correlation?** P723  
– J.C. Nicolau, T.F. Dalcoquio, A.G. Ferrari, R.H.M. Furtado, C.A.K. Nakashima, M.A. Scanavini, F.B.B. Arantes, F.R. Menezes, L.M. Baracioli, J.A.F. Ramires, C.M.C. Strunz, R. Kalil (São Paulo, BR)
- Is efficacy of platelet aggregation inhibition by endogenous endothelial platelet antagonists enhanced by oral ticagrelor mediated P2Y12 blockade?** P724  
– J. Rossington, A. Hoye, K.M. Naseem (Hull, UK)
- Platelet activity recovery time is 48 hours slower than the platelet count recovery in hemorrhagic dengue fever infected subjects.** P725  
– P.-T. Lee, P.-Y. Liu, P.-Y. Liu (Tainan, TW)
- APJ expression in human platelets is related to cardiac troponin levels in patients with acute coronary syndrome.** P726  
– A. Strohbach, H. Wetzel, A. Boehm, B. Rauch, S.B. Felix, R. Busch (Greifswald, DE)
- Electrical reverse remodeling following pressure unloading in a rat model of left ventricular hypertrophy.** P727  
– M. Ruppert, S. Korkmaz-looz, S. Li, B. Merkely, M. Karck, G. Szabo, T. Radovits (Budapest, HU; Heidelberg, DE)
- The MAGUK protein CASK negatively regulates Nav1.5 sodium channel in cardiac myocytes.** P728  
– C. Eichel, A. Beuriot, F. Louault, G. Dilanian, A. Coulombe, S.N. Hatem, E. Balse (Paris, FR)
- HEART FAILURE LV DYSFUNCTION**
- Shift in relative contribution of longitudinal and radial motion to global right ventricular function in heart transplant patients.** P729  
– A. Kovacs, Z. Toser, M. Tokodi, F.B. Farkas, B. Lakatos, A. Kosztin, A. Assabiny, B. Sax, B. Merkely (Budapest, HU)
- Sex-mismatch interaction and prognosis after heart transplantation. A clarifying meta-analysis.** P730  
– A. Ayesta Lopez, G. Urrutia, E. Madrid, R. W.M. Vernooij, F. Fernandez Aviles, M. Martinez-Selles (Madrid and Barcelona, ES; Valparaíso, CL)
- One year hemodynamics and long-term survival after heart transplantation.** P731  
– E. Bollano, K. Karason, C. Hjalmarsson, S.E. Bartfay, B. Daka, G. Dellgren, B. Andersson (Gothenburg, SE)
- Predictors of long-term progression of cardiac allograft vasculopathy assessed by serial quantitative coronary analysis.** P732  
– C. Zanchin, K. Yamaji, C. Rogge, D. Lesche, S. Windecker, P. Mohacs, L. Raber, V. Sigurdardottir (Bern, CH)
- Prognostic value of non-surgery related pericardial effusion in heart transplant recipients.** P733  
– S.F. Stampfli, T. Ozkartal, N. Hagenbuch, S. Bernhart, A.J. Flammer, A. Vecchiati, G.M. Frohlich, F. Ruschitzka, L. Held, F.C. Tanner (Zurich, CH)
- Circulating chromogranin B levels and outcome in patients with cardiovascular related-acute respiratory failure.** P734  
– P. Myhre, A.H. Ottesen, R. Linko, M. Okkonen, M. Stridsberg, S. Nygaard, G. Christensen, V. Pettila, T. Omland, H. Rosjo (Akershus and Oslo, NO; Helsinki, FI; Uppsala, SE)
- Omega-3 PUFAs supplementation favorably affect left ventricle strain and the inflammatory, fibrosis process.** P735  
– E. Oikonomou, D. Karlis, T. Zografos, G. Siasos, C. Chrysohoou, S. Brili, G. Lazaros, A. Antonopoulos, G. Georgiopoulos, G. Vogiatzi, P. Nihoyannopoulos, D. Tousoulis (Athens, GR)

- Fontan patients with high N-terminal pro-brain natriuretic peptide fall into not only low cardiac output but also venostasis.** P736  
 – Y. Hamamichi, T. Matsui, A. Katou, M. Saitou, T. Ishii, A. Inage, Y. Nakamoto, T. Ueda, S. Yazaki, T. Yoshikawa (Tokyo, JP)
- Dipeptidyl peptidase IV in chronic heart failure with reduced ejection fraction.** P737  
 – P. Lourenco, S. Silva, F.M. Cunha, J. Pereira, A. Ribeiro, N. Silva, J.T. Guimaraes, P. Bettencourt (Porto, PT)
- Differential association of plasma biomarkers with myocardial fibrosis or heart failure symptoms in heart failure with preserved ejection fraction patients.** P738  
 – C. Wu, L.Y. Lin (Taipei, TW)
- Assessing the influence of the genetic background on anthracycline induced cardiotoxicity with hiPSC derived cardiomyocytes.** P739  
 – L. Haupt, L. Wojnowski, R. Dressel, K. Guan, G. Hasenfuss, K. Streckfuss-Boemeke (Göttingen, Mainz and Dresden, DE)
- Is an abnormal ECG just the tip of the ICE-berg? Examining the utility of electrocardiography in recognizing methamphetamine-induced cardiac pathology.** P740  
 – E. Paratz, J. Zhao, A. Sherwen, R. Scarlato, A. Macisaac (Melbourne, AU)
- Early change in left atrial function in patients treated with anthracyclines assessed by real-time three-dimensional echocardiography.** P741  
 – J. Shi, Y. Guo, L.L. Cheng, X.H. Shu, F.Y. Song, J.B. Ge (Shanghai, CN)
- Levosimendan protects against doxorubicin induced acute cardiotoxicity by regulation of oxidative stress and by activation of antiapoptotic mechanisms.** P742  
 – P. Efentakis, A. Varela, F. Sigala, N. Kostomitsopoulos, R. Tenta, K. Gioti, J. Parissis, D. Farmakis, E.K. Iliodromitis, A. Papapetropoulos, T. Suter, D. Cokkinos, I. Andreadou (Athens, GR; Bern, CH)
- Investigation of left ventricular diastolic stiffness associated with cardiac toxicity from anticancer agents.** P743  
 – M. Arao (Tokyo, JP)
- Evaluation of cardiotoxicity in cervical cancer patients and nimotuzumab treatment.** P744  
 – E. Alexanderson, E.A. Berrios Barcenás, R. Jimenez, M. Ramos, T. Crombet, N. Canseco, S. Hernandez, G. Melendez, A. Meave, L. Cetina-Perez (Mexico City, MX; La Habana, CU)
- Comparison of two-dimensional and three-dimensional speckle tracking echocardiography in early detection of biventricular systolic function after anthracycline therapy in patients with lymphoma.** P745  
 – F.Y. Song, L.L. Cheng, J. Shi, C.J. Zhang, X.H. Shu, J.B. Ge (Shanghai, CN)
- Late-onset cardiotoxicity in Anthracycline-based chemotherapy for breast cancer patients.** P746  
 – R. Mata Caballero, J.M. Serrano Antolin, I.A. Gonzalez Garcia, J. Muniz Garcia, A. Curcio Ruigomez, C. Gutierrez Landaluce, L.J. Morales Garcia, S. Del Castillo Arrojo, J.A. Guerra Martinez, C. Graupner Abad, R.M. Jimenez Hernandez, C. Cristobal Varela, D. Malon Gimenez, P. Talavera Calle, J.J. Alonso Martin (Getafe, Fuenlabrada and A Coruña, ES)
- Trastuzumab therapy: temporal trends of left ventricular dimension and function indices and incidence of cardiotoxicity in patients with breast cancer.** P747  
 – F. Cordeiro, J. Lima, S. Leao, M. Moz, J.P. Guimaraes, C. Ferreira, A. Baptista, S. Carvalho, P.S. Mateus, M. Sousa, A. Ferreira, J.I. Moreira (Vila-Real, PT)
- Thioredoxin overexpression protects cardiomyocytes, but enhances cancer cell apoptosis in response to daunomycin.** P748  
 – K. Das (Lubbock, US)
- Contemporary trends in pulmonary artery catheterization use in congestive heart failure: results from the United States national inpatient sample database.** P749  
 – R. Masoomi, B. Dawn, K. Gupta (Kansas City, US)
- Load sensitivity in left bundle branch block: septal contribution to left ventricular stroke work is abolished with elevated afterload.** P750  
 – J. Aalen, P. Storsten, E.W. Remme, O. Gjesdal, E. Boe, H. Skulstad, O.A. Smiseth (Oslo, NO)
- Dobutamine stress test as a predictor of left ventricular reverse remodeling in dilated cardiomyopathy.** P751  
 – R. Morimoto, T. Ichii, S. Aoki, K. Furusawa, H. Mori, H. Hiraiwa, T. Kondo, N. Watanabe, N. Kanoh, K. Fukaya, A. Sawamura, T. Okumura, K. Takeshita, Y. Kureishi-Bando, T. Murohara (Nagoya, JP)
- Left ventricular non-compaction and idiopathic dilated cardiomyopathy: the significant diagnostic value of longitudinal strain.** P752  
 – F. Tarando, E. Colette, E. Galli, C. Bosseau, C. Leclercq, E. Donal (Rennes, FR)
- Baseline hemodynamic characteristics of patients in the REDUCE elevated left atrial pressure in patients with heart failure trial.** P753  
 – D. Burkhoff, D. Muller, D. Walters, P. Neuzil, M.C. Post, I. Lang, P. Ruygrok, P. Guerin, L. Sondergaard, A. Walton, A. Kolodziej, R. Westensfeld, J. Bartunek, M. Rosenberg, G. Hasenfuss (New York, US; Sydney, Brisbane and Melbourne, AU; Prague, CZ; Nieuwegein, NL; Vienna, AT; Auckland, NZ; Nantes, FR; Copenhagen, DK; Wroclaw, PL; Düsseldorf, Kiel and Göttingen, DE; Aalst, BE)
- Septal motion in left bundle branch block: more wobbling with high afterload.** P754  
 – P. Storsten, J. Aalen, E.W. Remme, O. Gjesdal, E. Boe, O.A. Smiseth, H. Skulstad (Oslo and Akershus, NO)
- Septal beaking in left bundle branch block induces right ventricular dysfunction.** P755  
 – P. Storsten, E. Boe, E.W. Remme, M. Eriksen, E. Kongsgaard, O. Gjesdal, J. Aalen, O.S. Andersen, O.A. Smiseth, H. Skulstad (Oslo and Akershus, NO)
- Temporal change of myocardial tissue character is associated with left ventricular reverse remodeling in patients with dilated cardiomyopathy: a cardiovascular magnetic resonance study.** P756  
 – T. Nabeta, T. Inomata, Y. Ikeda, T. Fujita, S. Ishii, T. Sato, T. Naruke, T. Mizutani, T. Koitabashi, J. Ako (Sagamihara, JP)
- Excess pressure integral predicts long-term all-cause mortality in stable heart failure patients.** P757  
 – W.-T. Wang, S.-H. Sung, H.-M. Cheng, C.-H. Chen (Taipei, TW)

- Normalisation of left ventricular systolic function following cardiac decompensation - frequency of occurrence, predictors and associated echocardiographic changes.** P758  
– J. Albert, C. Morbach, A. Marx, S. Brenner, G. Gueder, S. Stoerk, G. Ertl, C. Angermann (Würzburg, DE)
- Outcome after implantation of an ImpellaCP microaxial-flow pump in patients with cardiogenic shock.** P759  
– A. Schaefer, D. Berliner, J.T. Sieweke, J. Bauersachs (Hannover, DE)
- The effect of the GLP-1 receptor agonist liraglutide on systolic function in patients with coronary artery disease and type 2 diabetes: a randomized double-blind placebo-controlled cross over study.** P760  
– P. Kumarathurai, C. Anholm, S. Madsbad, J. Moelvig, O. Kristiansen, O.W. Nielsen, S.B. Haugaard, A. Sajadieh (Copenhagen, DK)
- The ratio of the bilateral-filling pressure (RAP/PCWP) is an important prognostic factor in chronic heart failure with low cardiac index.** P761  
– D. Nagatomo, N. Kotooka, T. Nishikido, J. Oyama, K. Node (Saga, JP)
- Characterization of left ventricular energy loss and its gender difference in healthy adults using vector flow mapping: a preliminary results.** P762  
– L. Liu, L. Xu, C. Sun, X. Zhu, W. Liu, D. Zhao, F. Wang (Xian, CN)
- Mutation spectrum in Russian patients with left ventricular non-compaction.** P763  
– M. Polyak, L. Dashineraeva, A. Bukaeva, L. Mitrofanova, S. Dzemeshevich, O. Blagova, E. Zaklyazminskaya (Moscow and St. Petersburg, RU)
- Abnormal left and right ventricular peak systolic strain and myocardial perfusion reserve in young patients with obstructive sleep apnea.** P764  
– B. Shivalkar, J. Verbracken, K. Wouters, R. Salgado, H. Heuten, D. Buys, C. Vrints (Antwerp, BE)
- Prognostic impact of antegrade diastolic pulmonary artery flow in adult cases.** P765  
– Y. Umetsu, H. Watanabe, T. Iino, M. Shimbo, K. Watanabe, W. Sato, S. Makabe, H. Ito (Akita, JP)
- Importance of acute hemodynamic effects of inhaled nitric oxide in optimization of heart failure treatment in patients with pulmonary hypertension owing to left heart disease.** P766  
– S. Tatebe, K. Sugimura, T. Aoki, M. Miura, S. Yamamoto, N. Yaoita, H. Suzuki, H. Sato, K. Kozu, K. Satoh, H. Shimokawa (Sendai, JP)
- Pulmonary hemodynamics in heart failure with reduced and preserved ejection fraction: similarities and disparities.** P767  
– Y. Adir, S. Ghio, M. Guazzi, O. Amir, A. Cannito, C. Pavesi, P. Temporelli (Haifa, IL; Pavia, San Donato Milanese and Veruno, IT)
- Cardiac mechanics and circulating Nt-proBNP level in current 4-tiered classification of ventricular geometry and hypertrophy in asymptomatic population: does concentricity matter?** P768  
– Y.H. Chen, L.Y.M. Liu, Y.H. Lai, C.I. Lo, W.R. Lan, K.T. Sung, T.C. Hung, J.K. Kuo, C.J.Y. Hou, H.I. Yeh, C.L. Hung (New Taipei City and Taipei, TW)
- Combining peak mitral inflow and annular velocities with left atrial strain improves estimation of left ventricular filling pressure.** P769  
– O.S. Andersen, E. Gude, H. Skulstad, K. Broch, A.K. Andreassen, O.A. Smiseth, E.W. Remme (Oslo, NO)
- Predictors of transition of preclinical diastolic dysfunction to heart failure with preserved ejection fraction in patients with metabolic syndrome.** P770  
– A.L. Chilingaryan, K.G. Adamyan, L.G. Tunyan (Yerevan, AM)
- Left atrial compliance predicts limited exercise in patients with HFpEF and right ventricular dysfunction.** P771  
– I. Bytyci, A. Tishukaj, A. Poniku, M.Y. Henein, G. Bajraktari (Prishtina, XK; Umeå, SE)
- The potential of daily high intensity training for exercise interventions in patients with heart failure with preserved ejection fraction.** P772  
– A. Bobenko, T. Trippel, R. Lindhorst, K. Nolte, G. Hasenfuss, H.D. Duengen, G. Gelbrich, R. Wachter, B. Pieske, F. Edelmann (Berlin, Göttingen and Würzburg, DE)
- Contribution of ventilation-perfusion mismatch resulting from abnormal diastolic response to exertion to exercise limitation in HFpEF.** P773  
– A. Rojek, M. Przewlocka-Kosmala, A. Mysiak, T.H. Marwick, W. Kosmala (Wroclaw, PL; Hobart, AU)
- Association between left atrial enlargement and obstructive sleep apnoea in a general male population.** P774  
– H. Holtstrand Hjalm, E. Thunstrom, D. Morales, C. Ergatoudes, Z. Mandalenakis, L. Grote, A. Rosengren, K. Caidahl, P.O. Hansson, M. Fu (Gothenburg and Stockholm, SE)
- Predictors of long-term prognosis of ambulatory patients with heart failure and preserved ejection fraction.** P775  
– E. Sole Gonzalez, J. Alvarez-Garcia, A. Ferrero-Gregori, S. Mirabet Perez, A. Mendez Fernandez, V. Brossa Loidi, J. Carreras Mora, N. Mesado Batalla, M.J. Pirla Buxo, E. Roig Minguell (Barcelona, ES)
- Bicoronary infusion of nitroglycerin and atrial natriuretic peptide improves diastolic distensibility in healthy pigs.** P776  
– A. Alogna, M. Manninger, B. Zirngast, M. Schwarzl, P. Steendijk, B. Pieske, H. Post (Berlin and Hamburg, DE; Graz, AT; Leiden, NL)
- Comparing novel biomarkers associated with heart failure preserved ejection fraction (HFpEF): A matched case-control analysis.** P777  
– C.L. Lekavich, D.J. Barksdale, V. Neelon, J. Crandell, J.R. Wu, E.V. Velazquez (Durham, Richmond and Chapel Hill, US)
- Abnormal right ventricular reserve capacity in patients with heart failure and preserved biventricular function is caused by ventricular stiffness, impaired relaxation and vascular stiffness.** P778  
– K.P. Rommel, M. Von Roeder, K. Latuszynski, C. Oberueck, S. Blazek, C. Besler, S. Sandri, C. Luecke, M. Gutberlet, G. Schuler, P. Lurz (Leipzig, DE)

## EXERCISE TESTING AND TRAINING I

- Telomere length a hallmark of vascular aging is altered in mild cognitive impairment and improved after an environmental enrichment program: the train the brain- mind the vessel cellular study final.** P779  
– M.G. Andreassi, A. Borghini, R. Sicari, A. Mercuri, N. Berardi, U. Bonuccelli, L. Maffei, E. Picano (Pisa, IT)
- Exaggerated exercise blood pressure response is related to increased arterial stiffness, asymmetric dimethylarginine and osteoprotegerin in essential hypertension.** P780  
– K. Dimitriadis, C. Tsioufis, E. Andrikou, I. Andrikou, D. Aragiannis, A. Kasiakogias, T. Kalos, V. Pylarinou, D. Syrseloudis, D. Tousoulis (Athens, GR)
- Significance of change in heart rate recovery from test to test.** P781  
– N. Sydo, T. Sydo, J.G. Murphy, B. Merkely, T.G. Allison (Budapest and Veszprem, HU; Rochester, US)
- Long term prognostic value of heart rate recovery in patients with pre-test probability for coronary artery disease of 15-65% and negative exercise testing.** P782  
– V. Giga, N. Boskovic, A. Djordjevic-Dikic, B. Beleslin, M. Dobric, I. Nedeljkovic, M. Petrovic, I. Jovanovic, M. Tesic, D. Trifunovic-Zamaklar, I. Rakocevic, J. Stepanovic (Belgrade, RS)
- Impact of physiological aging beyond chronological aging on exercise time: lessons from a 25 year observational cohort.** P783  
– S.C.H. Harb, L.C. Cho, Y.W. Wu, C.R. Roupheal, P.C. Cremer, T.G. Guy, V.M. Menon, W.A.J. Jaber (Cleveland, US)
- Cardiorespiratory fitness in women with previous preeclampsia.** P784  
– L. Gronningsaeter, M.E. Estensen, E. Langesaeter, E. Edvardsen (Oslo, NO)
- Outpatient cardiac rehabilitation after myocardial infarction: predictors of improved exercise capacity.** P785  
– M. Novakovic, T. Vizintin Cuderman, Z. Fras, B. Jug (Ljubljana, SI)
- Exercise cardiac power and the risk of subclinical atherosclerosis in men.** P786  
– S.Y. Jae, S. Kurl, Y.H. Choi, J.A. Laukkanen (Seoul, KR; Kuopio, FI)
- Heart rate recovery is impaired in patients with beta-thalassemia major.** P787  
– S. Kucukseymen, I. Yuksel, G. Cagirci, E. Koklu, E. Kurtoglu, S. Arslan, V. Karakus, S. Cay, G. Kus (Antalya and Ankara, TR)
- Respiratory muscle weakness increases dead-space ventilation ratio aggravating ventilation-perfusion mismatch during exercise in patients with chronic heart failure.** P788  
– N. Hamazaki, T. Masuda, K. Kamiya, R. Matsuzawa, K. Nozaki, S. Tanaka, A. Aoyama, K. Yabu, T. Nakamura, M. Tabata, E. Maekawa, C. Noda, M. Yamaoka-Tojo, J. Ako (Sagamihara and Toyohashi, JP)
- A randomized controlled trial of inspiratory muscle training program in heart failure with reduced ejection fraction.** P789  
– A. Srinuttisopak, A. Ariyachaipanich, W. Srichana, E. Puripun, T. Noothad, S. Boonyaratavej, S. Puwanant (Bangkok, TH)
- Long duration, low frequency compared to short duration, high frequency high intensity exercise improved heart rate variability, both exercise protocols improved cardiac function in type 2 diabetes.** P790  
– C. Bjork Ingul, A. Solli, S. He, D. Yang, S.M. Hollekim-Strand (Trondheim, NO)
- Usefulness of cardiopulmonary exercise test in identification of potential non-responders to cardiac resynchronization therapy.** P791  
– T. Chwyczek, E. Smolis-Bak, M. Sterlinski, A. Maciag, R. Dabrowski, A. Borowiec, A. Jankowska, I. Kowalik, M. Pytkowski, H. Szwed (Warsaw, PL)
- Aerobic exercise training prevents autonomic impairment, oxidative stress and systemic inflammation in a model of aging, menopause e metabolic syndrome.** P792  
– J.F.M. Machi, O.A. Albuquerque, S.C.F. Freitas, P.L.C. Cruz, C.A.B. Barboza, M.M. Morris, K.A. De Angelis, M.C.I. Irogoyen (Fort Lauderdale, US; São Paulo, BR)
- Heated water-based exercise improves physical capacity, blood pressure and neurohormonal response but not endothelial function in resistant hypertensive patients.** P793  
– G.V. Guimaraes, L.G.B. Cruz, M.M. Fernandes-Silva, R.E. Castro, E.A. Bocchi (São Paulo, BR)
- Virtual group motivation in exercise stress testing increases patients' performance, comfort and potentially the predictive power.** P794  
– V.C. Wilzeck, J. Hufschmid, L. Bischof, S.M. Kueest, C. Hansi, J.H. Beer, U. Hufschmid (Baden and Aarau, CH)
- Influence of O2 consumption upon cerebral function during operational memory task in red wine drinkers and abstainers subjected to exercise training: a study by functional magnetic resonance.** P795  
– M. Nishiyama, L.Z. Campame, M.P. Nucci, F.R.M. Laurindo, D. Favarato, M. Von Zuben, J.P. Rocha, I.C. Trombetta, E. Rondou, W.F. Gattaz, C.E. Negrao, E. Amaro Jr, P.L. Da Luz (São Paulo, BR)
- Reduced diaphragm muscle thickness is associated with exercise intolerance in patient with heart failure.** P796  
– Y. Kinugasa, M. Miyagi, T. Sota, K. Yanagihara, M. Kato, K. Yamamoto (Yonago, JP)
- Efficacy of aerobic exercise training with vascular occlusion in patients with chronic heart failure.** P797  
– Y. Tanaka (Osaka, JP)
- Discriminating circulatory problems from deconditioning - Combined echo and cardio-pulmonary stress analysis.** P798  
– S.K. Khoury, G.K. Keren, Y. Topilsky (Tel Aviv, IL)

## BIOMARKERS IN CVD

- Relationship of high-sensitivity cardiac troponin T and I with cardiac ischaemia in a population-based cohort - The Maastricht Study.** P799  
– D.M. Kimenai, R.J.H. Martens, J.P. Kooman, C.D.A. Stehouwer, N.C. Schaper, P.C. Dagnelie, M.T. Schram, C.J.H. Van Der Kallen, S.J.S. Sep, J.D.E. Van Suijlen, A.A. Kroon, O. Bekers, M.P. Van Diejen-Visser, R.M.A. Henry, S.J.R. Meex (Maastricht and Apeldoorn, NL)

- Prognostic value of high-sensitivity troponin-T in adults with congenital heart disease.** P800  
– V.J.M. Baggen, J.A. Eindhoven, A.E. Van Den Bosch, M. Witsenburg, J.A.A.E. Cuyppers, R.H.N. Van Schaik, E. Boersma, J.W. Roos-Hesselink (Rotterdam, NL)
- Preoperative NT-proBNP levels, but not hs-TnT levels, provide independent prognostic information after cardiac surgery.** P801  
– J. Brynildsen, L. Petaja, V. Pettila, M.N. Lyngbakken, S.T. Vaara, T.A. Hagve, L. Soininen, R. Suojaranta-Ylinen, T.A. Omland, H. Rosjo (Lorenskog, NO; Helsinki, FI)
- New markers for cardiovascular evaluation: genetic profile, Hs-CRP, Homocysteinemia, Lipoprotein (a) and Pulse Wave Velocity.** P802  
– A. Pereira, M. Mendonca, M. Neto, R. Rodrigues, J. Monteiro, A.C. Sousa, M. Rodrigues, E. Henriques, S. Freitas, A.I. Freitas, I. Ornelas, S. Borges, D. Pereira, R. Palma Dos Reis (Funchal and Lisbon, PT)
- Prognostic value of basal high-sensitive cardiac troponin levels on mortality in the general population: a systematic review and meta-analysis.** P803  
– N. Van Der Linden, L.J. Klinkenberg, O. Bekers, L.J. Van Loon, M.P. Van Dieijen-Visser, M.P. Zeegers, S.J. Meex (Maastricht, NL)
- High-sensitivity troponin-I independently correlated with angiographic severity of coronary artery disease in patients with no history of cardiovascular events: baseline data from the ANOX study.** P804  
– D. Takagi, M. Suzuki, M. Matsuda, Y. Ajiro, T. Shinozaki, S. Sakagami, Y. Yonezawa, M. Shimizu, J. Funada, T. Kaneko, Y. Morita, M. Abe, M. Akao, K. Hasegawa, H. Wada (Kyoto, Saitama, Kure, Yokohama, Sendai, Kanazawa, Hakodate, Kobe, Toon, Sapporo and Sagamihara, JP)
- Soluble klotho plasma levels influence the predictive value of fibroblast growth factor-23 and phosphate levels in patients with coronary artery disease.** P805  
– J. Tunon Fernandez, A. Acena, A.M. Pello, R. Carda, C. Cristobal, N. Tarin, M.L. Martin-Mariscal, M.L. Gonzalez-Casaus, A. Huermos, J. Fuentes-Antras, J. Martinez-Milla, O. Lorenzo, L. Lopez-Bescos, J. Alonso-Martin, J. Egido (Madrid, ES)
- The possible role of cystatin-C in subclinical organ damage in white coat hypertension.** P806  
– E. Androulakis, N. Papageorgiou, E. Chatzistamatiou, A. Miliou, G. Moustakas, G. Siasos, C. Antoniadis, I. Kallikazaros, D. Tousoulis (Athens, GR)
- Novel urinary biomarkers for early detection of experimental diabetic nephropathy.** P807  
– V. Bayrasheva, A. Babenko, Y.U. Dmitriev, A. Bairamov, S. Chefu, I. Shatalov, E. Grineva (St. Petersburg, RU)
- Circulating miR-106a and miR-424 predict future fatal myocardial infarction in healthy individuals.** P808  
– A. Bye, H. Rosjo, J. Nauman, G. Da Silva, T. Follestad, T. Omland, U. Wisloff (Trondheim and Oslo, NO)
- Cyr61, a novel soluble biomarker of acute myocardial ischaemia characterised by rapid release kinetics.** P809  
– R. Klingenberg, C. Liebetrau, A. Berkowitsch, O. Doerr, C. Troidl, H. Nef, H. Moellmann, T.F. Luescher, C.W. Hamm (Bad Nauheim and Giessen, DE; Zurich, CH)
- Long-term impact of iron deficiency on cardiovascular outcome in a male general population sample during 21-years follow-up.** P810  
– D. Morales, S. Barywani, P. Hansson, C. Ergatoudes, E. Thunstrom, Z. Mandalenakis, A. Rosengren, K. Caidahi, M. Fu (Gothenburg, SE)
- Prediction of cardiovascular events with plasma proprotein convertase subtilisin/kexin type 9 levels: a systematic review and meta-analysis.** P811  
– D. Terentes-Prinzios, C. Vlachopoulos, N. Ioakeimidis, P. Pietri, N. Skliros, D. Tousoulis (Athens, GR)
- Increased levels of copeptin, a surrogate marker of AVP, are associated with an increased risk of CKD in a healthy population.** P812  
– I. Tasevska, S. Enhornig, M. Persson, P. Nilsson, O. Melander (Malmö, SE)
- Endothelial nitric oxide synthase Glu298Asp gene polymorphism is an independent risk factor for inducible myocardial ischemia in patients with suspected coronary artery disease.** P813  
– C. Vecoli, S. Pulignani, C. Caselli, G. Todiere, R. Poddighe, S. Valente, F. Bandini, A. Natali, L. Ghiadoni, M. Emdin, A. Clerico, D. Giannessi, M.G. Andreassi, D. Neglia (Pisa, Lucca and Florence, IT)
- Iron deficiency independently predicts cardiovascular death and myocardial infarction in patients with acute coronary syndrome: first report on the prospective relevance of iron deficiency in ACS.** P814  
– M. Karakas, C. Waldeyer, S. Appelbaum, A. Altay, K.J. Lackner, D. Westermann, S. Blankenberg, T. Zeller (Hamburg and Mainz, DE)
- Evaluation of the creatinine uromodulin ratio as new serum marker for cardiovascular events.** P815  
– A. Leiberer, A. Muendlein, C.H. Saely, P. Rein, A. Vonbank, E. Kinz, E. Brandtner, P. Fraunberger, H. Drexler (Feldkirch, AT; Triesen, LI; Philadelphia, US)
- Plasma levels of endothelin-1 and renal function among young and healthy adults.** P816  
– A. Fischer, M. Bossard, S. Aeschbacher, P. Egli, S. Stempfel, J. Estis, J. Todd, M. Risch, L. Risch, D. Conen (Basel, CH; Hamilton, CA; Alameda, US; Schaan, LI)
- Transient and rapid increase in the levels of cardiovascular stress biomarkers in amateur middle-aged male after marathon run.** P817  
– M. Kosowski, K. Mlynarska, J. Chmura, E.A. Jankowska, W. Banasiak, J. Todd, P. Ponikowski (Wroclaw, PL; Alameda, US)
- FAMILIAL HYPERCHOLESTEROLEMIA AND DYSLIPIDAEMIA**
- Screening for familial hypercholesterolemia in brazil: data from the study of cardiovascular risk in adolescents (ERICA study).** P818  
– T.L. Kaestner, G.A. Abreu, V.F.R. Bento, A. Vargas Junior, D.F.P.D. Brandao, M. Olandoski, D.C. Pazin, C.P. Baena, M.C.C. Kuschir, K.V. Bloch, J.R. Faria Neto (Curitiba and Rio de Janeiro, BR)



- Prognosis of patients with clinical familial hypercholesterolemia after acute coronary syndrome.** P819  
– D. Nanchen, B. Gencer, O. Muller, S. Aghmandi, R. Klingenberg, L. Raber, D. Carballo, C.M. Matter, T.F. Luscher, S. Windecker, F. Mach, N. Rodondi (Lausanne, Geneva, Bern and Zurich, CH)
- Heterozygous familial hypercholesterolemia: a common entity with unfavorable long-term prognosis in patients with very early ST-segment elevation myocardial infarction.** P820  
– L. Rallidis, A. Triantafyllis, G. Tsirebolos, L. Sakadakis, D. Katsaras, P. Moutsatsou, J. Lekakis (Athens, GR)
- Clinical Impact of Heterozygous Carrier of ABCG5 Gene on Asymptomatic Normolipidemic Patients: Evidence from Familial Gene Analysis.** P821  
– H. Tada, M. Kawashiri, A. Nohara, A. Inazu, H. Mabuchi, M. Yamagishi (Kanazawa, JP)
- The prevalence and prognostic importance of possible familial hypercholesterolemia in patients with myocardial infarction.** P822  
– S.N.A.A. Rerup, L.E. Bang, U.M. Mogensen, T. Engstroem, F. Pedersen, E. Joergensen, C. Torp-Pedersen, G. Gislason, S. James, E. Hagstroem, L. Koeber, E. Fosboel (Copenhagen, Aalborg and Gentofte, DK; Uppsala, SE)
- Contemporary trends in the management and outcomes of patients with familial hypercholesterolemia in Canada.** P823  
– L.R. Brunham, L. Cermakova, K. Alloul, M. De Chantal, G.A. Francis, J. Frohlich (Vancouver and Laval, CA)
- A nation-wide survey of patients with homozygous familial hypercholesterolemia undergoing lipoprotein-apheresis in Turkey (A-HIT Registry).** P824  
– M. Kayikcioglu, L. Tokgozoglu, N. Yilmaz, L.G. Kaynar, M. Aktan, R. Durmus, A. Temizhan, O. Ozcebe, T.K. Akyol, H. Okutan, S. Sag, B.B. Altunkeser, D. Albayrak, E. Kurtoglu, S. Demircioglu (Izmir, Ankara, Gaziantep, Kayseri, Istanbul, Bursa, Konya, Samsun and Antalya, TR)
- Lp(a) levels predict cardiovascular events in patients with Familial Hypercholesterolemia with and without previous cardiovascular disease. Insights from the SAFEHEART registry.** P825  
– L. Perez De Isla, R. Alonso, A. Saltijeral, O. Muniz, R. Argueso, E. Ruiz, G. Diaz, L. Manjon, J.L. Diaz-Diaz, F. Fuentes-Jimenez, M. Mauri, D. Zambon, F. Arrieta, L. Badimon, P. Mata (Madrid, Aranjuez, Seville, Lugo, Burgos, Valladolid, Gijon, A Coruña, Barcelona and Terrassa, ES)
- Higher arterial wall inflammation in familial combined hyperlipidemia (FCH) compared to familial hypercholesterolemia (hFH), independently of LDL levels.** P826  
– I. Koutagiar, K. Toutouzias, J. Skoumas, G. Benetos, P. Kafouris, S. Galanakis, M. Metaxas, A. Rigatou, G. Spyrou, D. Tousoulis, C.D. Anagnostopoulos (Athens, GR)
- Independent link between levels of PCSK9 and FABP4 in a general population without medication.** P827  
– M. Furuhashi, A. Omori, M. Matsumoto, M. Tanaka, N. Moniwa, H. Ohnishi, H. Yoshida, S. Saitoh, K. Shimamoto, T. Miura (Sapporo, JP)
- Prognostic value of PCSK9 levels in patients with acute coronary syndromes.** P828  
– B. Gencer, F. Montecucco, D. Nanchen, F. Carbone, R. Klingenberg, N. Vuilleumier, S. Aghmandi, D. Heg, L. Raber, P. Jueni, S. Windecker, T.F. Luescher, C.M. Matter, N. Rodondi, F. Mach (Geneva, Lausanne, Zurich and Bern, CH)
- Are low LDL-c levels associated with higher fasting blood glucose levels? The IPC cohort.** P829  
– N. Danchin, T. Simon, S. Czernichow, F. Thomas, Y. Elbez, O. Hanon, J.M. Simon, C. Lemogne, P. Coucke, B. Jengo, B. Pannier (Paris and Boulogne-Billancourt, FR)
- In patients surviving an ACS event, concomitant diabetes mellitus does not influence lipid lowering treatment - results from the dyslipidemia international study (DYSIS) II ACS.** P830  
– D. Lautsch, A.K. Gitt, J. Ferrieres, M. Horack, P. Brudi, B. Ambegaonkar (Kenilworth, US; Ludwigshafen, DE; Toulouse, FR)
- High prevalence of early coronary calcifications linked to cholesterol burden in young patients with familial hypercholesterolemia.** P831  
– A. Gallo, P. Giral, A. Carrie, R. Bittar, A. Redheuil, P. Cluzel, E. Bruckert, D. Rosenbaum (Paris, FR)
- Is low Non-HDL cholesterol, a hallmark of low CHD risk and long-term survival, a harbinger of increased dementia among old age survivors?** P832  
– U. Goldbourt (Tel Aviv, IL)
- Discordance between low-density lipoprotein cholesterol and other atherogenic lipid measurements by levels of high-sensitivity C-reactive protein: the very large database of lipids study 23.** P833  
– R. Quispe, E.D. Michos, C. Dahagam, M.B. Elshazly, K.R. Kulkarni, P.P. Toth, R.S. Blumenthal, S.R. Jones, S.S. Martin (Baltimore, Cleveland, Birmingham and Peoria, US)
- Usefulness of lipoprotein (a) for predicting clinical outcomes after peripheral endovascular intervention for atherosclerotic lesions in the aortoiliac artery.** P834  
– K. Hishikari, S. Kimura, S. Nakagama, S. Nakamura, M. Mizusawa, T. Misawa, K. Hayasaka, Y. Yamagami, Y. Sagawa, K. Kojima, T. Kuwahara, H. Hikita, A. Takahashi, T. Ashikaga, M. Isobe (Yokosuka and Tokyo, JP)
- Do blood lipids correlate to body mass index? Findings from 52,916 statin treated patients.** P835  
– D. Lautsch, J. Ferrieres, B. Ambegaonkar, M. Horack, P. Brudi, A.K. Gitt (Kenilworth, US; Toulouse, FR; Ludwigshafen, DE)
- Prevalence of xanthelasma palpebrarum in general population and its association with lipid levels. Results from the Moli-Sani Study.** P836  
– B. Vohnout, S. Costanzo, A. Pampuch, M. Persichillo, F. Zito, M.B. Donati, G. De Gaetano, L. Iacoviello (Bratislava, SK; Pozzilli and Isernia, IT; Bialystok, PL)
- Assessment of the risk factors in angiographically proven CAD and correlation of the Lp(a), apo A, apo B with the severity of the CAD.** P837  
– S. Tewari, A. Gupta, P.K. Goel (Lucknow, IN)

## AORTIC VALVE DISEASE

- Aortic valve gradient and mortality in patients undergoing transcatheter aortic valve implantation for severe aortic stenosis.** P838  
 – G. Witberg, I. Barbash, A. Finkelstein, A. Assai, A. Segev, A. Halkin, P. Fefer, J. Ben-Shoshan, M. Konigstein, V. Guetta, R. Kornowski, A. Barsheshet (Petah Tikva, Tel Hashomer and Tel Aviv, IL)
- Postprocedural pacemaker rate is related to implantation depth and calcium distribution pattern after Sapien 3 implantation.** P839  
 – V. Mauri, A. Reimann, D. Stern, N. Madershahian, M. Scherner, E. Kuhn, S. Rosenkranz, S. Baldus, V. Rudolph, T.K. Rudolph (Cologne, DE)
- Endothelial and platelet derived microparticles in patients undergoing transcatheter aortic valve implantation (TAVI).** P840  
 – C.J. Jung, M. Lichtenauer, H.R. Figulla, B. Wernly, B. Goebel, M. Foerster, C. Edlinger, A. Lauten (Düsseldorf, Jena and Berlin, DE; Salzburg, AT)
- The impact of the development of TAVI on the management of severe aortic stenosis in high-risk patients: treatment strategies and outcome.** P841  
 – C. Boulet, M. Chauvet, G. Franchineau, D. Himbert, B. lung, B. Alos, E. Brochet, M. Urena, W. Ghodbane, P. Ou, S. Provenchere, P. Nataf, A. Vahanian (Paris, FR)
- Treatment options in intermediate-high risk patients with aortic stenosis and renal dysfunction: the European multicenter propensity match study comparing tavr versus conventional avr surgery.** P842  
 – C. Muneretto, O. Alfieri, G. Bisleri, M. De Bonis, R. Di Bartolomeo, C. Savini, G. Folesani, L. Di Bacco, J.P. Maureira, F. Laborde, M. Tespili, A. Repossini, T. Folliquet (Brescia, Milan, Bologna and Sierate, IT; Nancy and Paris, FR)
- The incidence and severity of aortic plaque in patients with aortic stenosis and its relation with severity of aortic stenosis.** P843  
 – S. Nishimura, C. Izumi, M. Imanaka, M. Kuroda, M. Amano, S. Imamura, N. Onishi, Y. Tamaki, S. Enomoto, M. Miyake, T. Tamura, H. Kondo, K. Kaitani, Y. Nakagawa (Tenri, JP)
- Comparison of balloon-expandable versus self-expandable transcatheter prostheses with regard to the degree of calcification of the aortic valve and aortic root: Do we need more than one TAVI device?** P844  
 – J. Blumenstein, W.K. Kim, C. Liebrau, A. Berkowic, L. Gaede, A. Rolf, S. Mollmann, H. Nef, C.-W. Hamm, T. Walther, H. Mollmann (Bad Nauheim and Giessen, DE)
- Persistent pulmonary hypertension after transcatheter aortic valve implantation: impact on 3-year mortality.** P845  
 – M. Drakopoulou, A. Michelongona, K. Toutouzas, S. Brili, G. Trantalis, K. Stathogiannis, O. Kaitozis, A. Synetos, G. Latsios, G. Lazaros, C. Aggeli, G. Peskesis, F. Mitropoulou, E. Tsiamis, D. Tousoulis (Athens, GR)
- Novel left ventricle contractility index is a predictor of a deterioration of ejection fraction in patients with severe aortic stenosis and preserved left ventricular ejection fraction.** P846  
 – C.C.E. Boey, H.W. Sim, B.Y.Q. Tan, N.J.H. Ngiam, W.Q. Lin, L. Zhong, R.S. Tan, W.K.F. Kong, K.K. Poh (Singapore, SG)
- The impact of hypertension and LV dimension on LV subclinical dysfunction in more than moderate to severe asymptomatic AR with normal LV systolic function: multilayer speckle tracking echocardiography.** P847  
 – E.J. Cho, J.W. Hwang, S.J. Park, H.R. Yun, J.O. Choi, S.C. Lee, S.W. Park (Goyang-si and Seoul, KR)
- Von willebrand factor for bedside diagnosis of aortic regurgitation in cathlab and prediction of outcome during TAVR.** P848  
 – F. Vincent, A. Rauch, J. Labreuche, M. Kibler, O. Morel, E. Jeanpierre, C. Delhay, N. Rousse, N. Debry, M. Levade, C. Paris, P.J. Lenting, F. Juthier, S. Susen, E. Van Belle (Lille, Strasbourg, Toulouse and Le Kremlin-Bicêtre, FR)
- Moderate to severe mitral regurgitation is associated with worse long term survival in patients undergoing TAVI.** P849  
 – E.K. Feldt, M. Settergren, J. Hojjer, A. Rueck (Stockholm, SE)
- Transcatheter aortic valve replacement with the self-expanding CoreValve prosthesis performed using clinical best practices: impact on clinical outcomes to six months. The ADVANCE II study.** P850  
 – J.M. Sinning, N.M. Van Mieghem, G. Zucchelli, G. Nickenig, R. Bekeredjian, J. Bosmans, F. Bedogni, M. Branny, K. Stangl, J. Kovac, M. Schiltgen, A. Nordell, P. De Jaegere, A.S. Petronio (Bonn, Heidelberg and Berlin, DE; Rotterdam, NL; Pisa and Milan, IT; Antwerp, BE; Trinec, CZ; Leicester, UK; Minneapolis, US)
- Conduction abnormalities after Sapien-3 transcatheter aortic valve implantation. What is more important: valve sizing or implantation height?** P851  
 – F. De Torres Alba, G. Kaleschke, G.P. Diller, J. Vormbrock, M. Feurle, S. Orwat, R. Radke, E. Safak, W. Stepper, R. Schmidt, A. Hellige, H. Deschka, D. Fischer, H. Reinecke, H. Baumgartner (Münster, DE)
- Do we need antiplatelet therapy before transcatheter aortic valve implantation?** P852  
 – H. Hioki, Y. Watanabe, K. Kozuma, Y. Nara, H. Kawashima, A. Kataoka, M. Yamamoto, K. Takagi, M. Araki, N. Tada, S. Shirai, F. Nakayama, K. Hayashida (Tokyo, Aichi, Chiba, Kanagawa, Sendai, Kokura and Kamakura, JP)
- Impact of mixed aortic valve disease in long-term mortality after transcatheter aortic valve implantation.** P853  
 – K. Toutouzas, K. Stathogiannis, M. Drakopoulou, G. Latsios, A. Synetos, G. Trantalis, O. Kaitozis, A. Michelongona, C. Aggeli, E. Tsiamis, D. Tousoulis (Athens, GR)
- Mean transvalvular gradient and indexed stroke volume have superior prognostic value than ejection fraction in patients submitted to TAVI.** P854  
 – P. Freitas, J. Brito, R. Campante Teles, A. Tralhao, S. Madeira, N. Vale, M. Castro, J. Mesquita, D. Matos, C. Costa, R. Ribeiros, M.J. Andrade, M. Almeida, J.P. Neves, M. Mendes (Lisbon and Santarem, PT)
- Estimation of a new simple echocardiographic parameter for mitral regurgitation severity.** P855  
 – A. Matsumoto, A. Goda, M. Sugahara, K. Masai, Y. Soyama, T. Masuyama, T. Mano (Nishinomiya, JP)

- Quantitative evaluation of mitral regurgitation using ventricular volumes by 3D transesophageal echocardiography.** P856  
 – M. Terada, K. Mahara, H. Tamura, T. Tsugu, M. Saito, R. Fukumoto, K. Abe, T. Okubo, H. Yamamoto, J. Umemura, H. Tomoike (Tokyo, JP)
- Are there any differences between primary and secondary mitral regurgitation? Is there a gap to be filled for a mixed group?** P857  
 – J.M. Monteagudo Ruiz, C. Fernandez-Golfín, I. Aquila, C. Pajuelo, D. Mesa, T. Gonzalez-Alujas, M. Sitges, F. Carrasco-Chinchilla, C.H. Li, A. Grande-Trillo, A. Martinez, J. Matabuena, D. Alonso-Rodriguez, A. Gonzalez-Gomez, J.L. Zamorano (Madrid, Barcelona, Córdoba, Málaga, Seville, Santiago de Compostela and Leon, ES)
- The importance of prolapsing volume in predicting left ventricular function post mitral valve repair.** P858  
 – D. Klettas, D. Gratsias, M. Monaghan, M. Garbi (London, UK; Athens, GR)
- Five years efficacy and durability of transcatheter edge-to-edge mitral valve repair in significant mitral regurgitation patients.** P859  
 – S. Kubo, Y. Mizutani, A. Hussaini, Y. Nakajima, A. Trento, M. Makar, S. Kar (Kurashiki, JP; Los Angeles, US)
- Prosthetic valve endocarditis in patients with two prosthesis, but only one infected. What is better to do?** P860  
 – C. Sanchez Enrique, I. Vilacosta, C. Olmos, J. Lopez, C. Sarria, C. Ferrera, D. Vivas, A. Freitas-Ferraz, L. Maroto, J.A. San Roman (Madrid and Valladolid, ES)
- Prosthetic valve endocarditis: a disease with a poor prognosis.** P861  
 – M. Coutinho Cruz, R. Ilhao Moreira, L. Moura Branco, A. Galrinho, L. Coutinho Miranda, A.T. Timoteo, J. Abreu, G. Portugal, S. Aguiar Rosa, I. Rodrigues, J. Fragata, R. Cruz Ferreira (Lisbon, PT)
- Clinical characteristics and association with shunt flow in mural infective endocarditis.** P862  
 – J.-W. Hwang, S.-W. Park, S.-A. Chang, S.-J. Park, S.-C. Lee, J. Kang, H. Chang, K. Lim (Seoul, KR)
- Tricuspid regurgitation, prevalence and classification of a large single center population.** P863  
 – A. Marco Del Castillo, J.M. Monteagudo Ruiz, A. Gonzalez-Gomez, G. Alonso Salinas, A. Garcia Martin, A. Pardo, E. Casas Rojo, R. Hinojar Baydes, J.J. Jimenez Nachez, S. Ruiz Leria, J.L. Zamorano, C. Fernandez Golfín (Madrid, ES)
- Risk factors of severe tricuspid regurgitation after left-sided valve surgery.** P864  
 – R. Fukumoto, K. Mahara, T. Okubo, K. Abe, M. Terada, M. Saito, T. Tsugu, H. Tamura, S. Takanashi, J. Umemura, H. Tomoike (Tokyo, JP)
- Prognostic value of exercise left ventricular end-systolic volume index in patients with asymptomatic aortic regurgitation: exercise echocardiography study.** P865  
 – Y. Sato, M. Izumo, K. Suzuki, S. Kou, M. Tsukahara, K. Teramoto, K. Minami, S. Kuwata, R. Kamijima, K. Mizukoshi, M. Takai, A. Hayashi, S. Nobuoka, T. Harada, Y.J. Akashi (Kawasaki, JP)
- The importance of a "heart team" in infective endocarditis diagnosis. A preliminary study evaluating whether cardiologist involvement in patient assessment improves diagnostic yield in endocarditis.** P866  
 – M. Khalid, R. Watkin, I. Gupta (Birmingham, UK)
- Choice of prosthesis for endocarditis of the aortic valve - a retrospective single centre experience.** P867  
 – S. Silaschi, N. Nicou, R.P. Deshpande, S. Chaubey, M. Baghai, R. Dworakowski, O. Wendler (London, UK)
- CHRONIC PULMONARY HYPERTENSION**
- Prognostic relevance of pulmonary arterial compliance after therapy initiation or escalation in patients with pulmonary arterial hypertension.** P868  
 – S. Ghio, R. Badagliacca, M. D'Alto, P. Vitulo, P. Argiento, M. Mule, F. Tuzzolino, L. Scelsi, E. Romeo, C. Raineri, L. Martino, C. Tamburino, R. Poscia, A. Greco, C.D. Vizza (Pavia, Rome, Naples, Palermo and Catania, IT)
- Follow-up haemodynamic assessment as a predictor of survival in scleroderma-associated pulmonary arterial hypertension.** P869  
 – T. Kotecha, B.E. Schreiber, C.E. Handler, C.P. Denton, J.G. Coghlan (London, UK)
- Borderline pulmonary pressure elevation is associated with worse prognosis in patients at risk for pulmonary hypertension.** P870  
 – P. Douschan, G. Kovacs, V. Foris, A. Avian, A. Olschewski, H. Olschewski (Graz, AT)
- Comparison of different types of pulmonary hypertension in patients with connective tissue disease.** P871  
 – G. Mazzanti, M. Palazzini, A. Manes, C. Bachetti, E. Gotti, F. Dardi, A. Rinaldi, A. Albin, E. Monti, D. Guarino, N. Galie' (Bologna, IT)
- The clinical characteristics and long-term prognosis of pulmonary arterial hypertension associated with hereditary hemorrhagic telangiectasia (HHT-PAH): a case series.** P872  
 – W. Li, C.-M. Xiong, Q. Gu, Q. Luo, X.-H. Ni, Z.-H. Liu, J.-G. He (Beijing, CN)
- BMP2 mutations in patients with pulmonary arterial hypertension. Implications for outcome.** P873  
 – A. Greco, A. Capettini, A. Cannito, C. Pavesi, C. Danesino, C. Olivieri, S. Plumitallo, F. Ornati, C. Raineri, L. Scelsi, S. Ghio, L. Oltrona Visconti (Pavia, IT)
- Right ventricular longitudinal peak systolic strain predicts survival in precapillary pulmonary hypertension.** P874  
 – S.A. Mouratoglou, V. Kamperidis, G. Giannakoulas, S. Hadjimiliades, G. Sianos, H. Karvounis (Thessaloniki, GR)
- Effects of human immunodeficiency virus infection on pulmonary artery pressure in children.** P875  
 – N.S. Idris, C.S.P.M. Uiterwaal, D. Burgner, D.E. Grobbee, N. Kurniati, M.M.H. Cheung (Jakarta, ID; Utrecht, NL; Melbourne, AU)
- Pulmonary hypertension in patients with transposition of great arteries or pulmonary atresia.** P876  
 – C. Montanaro, B. Alvarez-Alvarez, M. Ministeri, R. Alonso-Gonzalez, L. Swan, A. Uebing, W. Li, S. Babu-Narayan, M. Gatzoulis, K. Dimopoulos (London, UK; Vigo, ES)

## CARDIOMYOPATHIES

- Effects of treatment with methotrexate associated to lipid nanoparticles on diabetic cardiomyopathy in rats.** P877  
– A.F. Marques, M.C. Guido, E.R. Tavares, D.L. Bispo, M.D. Mello, V.M. Salemi, R.C. Maranhao (São Paulo, BR)
- NT-proBNP: a potent parameter of clinical success of PTsMA in patients with HOCM.** P878  
– A.C. Goetz, A.G. Rigopoulos, B. Pfeiffer, K. Papadopolou, H. Seggewiss (Schweinfurt, DE)
- Technetium pyrophosphate cardiac imaging in asymptomatic variant transthyretin-related cardiac amyloidosis.** P879  
– M. Haq, S. Pawar, J.L. Berk, E.J. Miller, F.L. Ruberg (Boston and New Haven, US)
- Clinical features and prognosis of pediatric patients with left ventricular noncompaction.** P880  
– K. Hirono, A. Takasaki, Y. Hata, M. Okabe, H. Nakaoka, K. Ibuki, S. Ozawa, N. Nishida, F. Ichida (Toyama, JP)
- Outcome assessment by Tissue Doppler-derived Tei index and/or two-dimensional speckle tracking imaging in patients with AL cardiac amyloidosis.** P881  
– D. Liu, K. Hu, S. Herrmann, M. Cikes, G. Ertl, F. Weidemann, S. Stoerk, P. Nordbeck (Würzburg and Unna, DE; Zagreb, HR)
- Prevalence and pathogenic role of copy number variants in arrhythmogenic cardiomyopathy.** P882  
– K. Plichou, E. Lazzarini, I. Rigato, R. Celeghin, M. Cason, M. De Bortoli, A. Rampazzo, P. Van Tintelen, L. Daliento, D. Corrado, G. Thiene, C. Basso, B. Bauce, A. Lorenzon, G. Occhi (Padua, IT; Amsterdam, NL)
- Testing the mayo hypertrophic cardiomyopathy genotype predictor score.** P883  
– M. Nawaz, L. Pickup, A. Aziz, L. Turvey, J. Hodson, J. Moore, F. Lane, P. Ludman, P. Leyva, P. Kirchhof, R. Steeds, M. Griffith, M. Frenneaux, H. Cox, W. Bradlow (Birmingham, UK)
- Speckle tracking derived diastolic strain rate is an independent determinant of cardiac magnetic resonance detected myocardial fibrosis in patients with Fabry disease.** P884  
– K. Hu, D. Liu, D. Oder, S. Herrmann, G. Ertl, F. Weidemann, C. Wanner, S. Stoerk, P. Nordbeck (Würzburg and Unna, DE)
- Pregnancy in women with a cardiomyopathy: outcomes and predictors from a retrospective cohort.** P885  
– G. Billebeau, E. Martin, R. Cheikh-Khelifa, D. Vauthier-Brouzes, E. Gandjbakhch, R. Isnard, J. Nizard, M. Komajda, M. Dommergues, P. Charron (Paris, FR)
- Prevalence and impact of pulmonary hypertension on survival in patients with light chains amyloidosis.** P886  
– A. Laarje, D. Mohty, J. Magne, D. Rouabhia, E. Martins, D. Lavergne, B. Fadel, T. Damy, V. Aboynas, A. Jaccard (Limoges and Créteil, FR; Quebec, CA; Rhyadh, SA)
- Radical FLNC mutations and high-risk dilated arrhythmogenic cardiomyopathy.** P887  
– M.F. Ortiz, M. Dal Ferro, E. Zorio, R. Salgado-Aranda, V. Climent, J. Jimenez-Jaimez, V.M. Hidalgo-Olivares, I. Duro-Aguado, E. Garcia-Campo, C. Lanzillo, M.P. Suarez-Mier, J.R. Gimeno-Blanes, M. Arad, P. Garcia-Pavia, L. Monserrat (A Coruña, Valencia, Burgos, Alicante, Granada, Albacete, Valladolid, Vigo, Madrid and Murcia, ES; Trieste and Rome, IT; Tel Hashomer, IL)
- Prognostic significance of global longitudinal strain in extracardiac sarcoid patients with no apparent cardiovascular disease.** P888  
– I. Felekos, C. Aggeli, E. Gialafos, A. Rapti, P. Nihoyannopoulos, D. Tousoulis (Athens, GR)
- Long-term outcomes in the surgical management of left ventricular outflow tract obstruction in hypertrophic cardiomyopathy.** P889  
– R. Collis, O. Watkinson, C. O'Mahony, O. Guttman, P.M. Elliott (London, UK)
- Prognosis of patients with hypertrophic cardiomyopathy: a contemporary population record linkage cohort in England.** P890  
– M. Pujades-Rodriguez, O. Guttman, A. Gonzalez-Izquierdo, B. Duyx, C. O'Mahony, P. Elliott, H. Hemingway (Leeds and London, UK)
- Factors related to left ventricle reverse remodeling in the elderly undergoing cardiac resynchronization: a two-centre experience.** P891  
– S. Briongos Figuero, M. Cortes, J. Benezet-Mazuecos, J.A. Palfy, A. Romero, I. Hernandez, A. Garcia, M. Martin, M. Lopez, A. Sanchez, A. Estevez, R. Munoz Aguilera, J. Farre (Madrid, ES)

## CONGENITAL HEART DISEASE IMAGING

- Heart failure severity in Ebstein's anomaly links to left ventricular dyssynchrony, torsion and recoil mechanics: Insights from cardiovascular magnetic resonance imaging.** P892  
– M. Steinmetz, S. Usenbenz, O. Hoesch, W. Staab, J.T. Kowallick, T. Lange, S. Kutty, J. Lotz, G. Hasenfuss, T. Paul, A. Schuster (Göttingen, DE; Omaha, US)
- Middle-aged individuals with anomalous coronary artery from the opposite sinus of valsalva - a retrospective matched cohort outcome study.** P893  
– C. Graeni, D.C. Benz, O.F. Clerc, D.A. Steffen, C. Schmied, M. Possner, F. Mikulicic, J. Vontobel, P.A. Pazhenkottil, O. Gaemperli, P.A. Kaufmann, R.R. Buechel (Zurich, CH)
- Quantification of systemic-to-pulmonary arterial collateral flow in the Fontan circulation with four dimensional flow magnetic resonance imaging.** P894  
– F.J.S. Ridderbos, F.P. Chan, H.D. Bauser-Heaton, J.A. Feinstein, R.M.F. Berger, T.P. Willems (Palo Alto, US; Groningen, NL)
- Function of the systemic ventricle in Fontan patients with a lateral tunnel compared to extracardiac conduit: A magnetic resonance imaging study.** P895  
– A.S. Bojer, L. Idron, L. Soendergaard, P. Lav Madsen, N. Vejstrup (Copenhagen and Herlev, DK)
- Poor correlation between anatomic and functional imaging in patients with interarterial anomalous right coronary arteries from the opposite sinus.** P896  
– P. Cremer, S.K. Koneru, A.M. Mentias, G.P. Pettersson, W.A. Jaber (Cleveland, US)

- Usefulness of single ventricular function in Fontan patients undergoing feature tracking magnetic resonance strain, strain rate and wall motion delay.** P897  
– A. Inage, N. Mizuno (Tokyo, JP)
- Bicuspid aortic valve phenotype and aortic diameter - does it really matter? A systematic review and meta-analysis.** P898  
– D. Miskowicz, P. Lipiec, K. Kupczynska, B. Michalski, J.D. Kasprzak (Lodz, PL)
- Differences in ventricular diastolic dysfunction and dyssynchrony in pulmonary hypertension and repaired tetralogy of Fallot with preserved left ventricular ejection fraction.** P899  
– L. Zhong, X.D. Zhao, S. Leng, K. Guo, S.T. Lim, J.L. Tan, R.S. Tan (Singapore, SG)

**MYOCARDIAL-PERICARDIAL IMAGING**

- Diagnostic and prognostic value of myocardial deformation imaging with cardiac magnetic resonance in patients with hypertrophic cardiomyopathy.** P900  
– C. O'Neill, L. Rocha Lopes, A.C. Gomes, I. Cruz, A.R. Almeida, H. Pereira (Lisbon and Almada, PT)
- Normal ranges of ECV and comparison among cardiovascular diseases: A systematic review and meta-analysis from 2451 subjects.** P901  
– H. Vo Quang, T. Marwick, K. Negishi (Hobart, AU)
- Cardiac magnetic resonance or delayed enhanced computed tomography in patients with symptomatic ventricular arrhythmias and normal coronary arteries: comparison with endomyocardial biopsy.** P902  
– G. Peretto, A. Palmisano, S. Sala, A. Esposito, F. De Cobelli, P. Della Bella (Milan, IT)
- Impact of multiple unfavorable echocardiographic findings in takotsubo cardiomyopathy.** P903  
– N. Kagiyama, H. Okura, T. Kume, M. Toki, S. Aritaka, M. Ohara, A. Hayashida, A. Hirohata, K. Yamamoto, K. Yoshida (Okayama, Kashihara and Kurashiki, JP)

**CONDITIONS WITH INCREASED CORONARY ARTERY DISEASE RISK**

- Heart rate variability in diabetic patients with polyneuropathy and Charcot foot.** P904  
– V.B. Bregovskii, I.A. Karpova, A. Konradi (St. Petersburg, RU)
- Vital exhaustion and CHD risk: a systematic review and meta-analysis.** P905  
– D. Frestad, E. Prescott (Copenhagen, DK)
- The -174 G>C interleukin-6 gene polymorphism is associated with angiographic progression of non-culprit coronary plaques in a 4-year period.** P906  
– D. Klettas, N. Anousakis-Vlachochristou, K. Toutouzas, K. Melidis, Z. Azilazian, M. Asimomiti, A. Karanasos, A. Spanos, E. Tsiamis, P. Nihoyannopoulos, D. Tousoulis (Athens, GR)
- Impact of statins on 5-year clinical outcomes in acetylcholine-induced coronary artery spasm patients without fixed coronary lesions.** P907  
– S.H. Park, S.W. Rha, J.B. Seo, J.Y. Park, J.H. Ahn, Y.H. Kim, A.Y. Her, W.Y. Shin, D.K. Jin, B.G. Choi, Y. Park, C.U. Choi, C.G. Park, H.S. Seo, D.J. Oh (Cheonan, Seoul, Gumi and Chuncheon, KR)
- Characteristics of young patients with antiphospholipid syndrome who develop acute myocardial infarction.** P908  
– H. Fujita, T. Shinozaki (Sendai, JP)
- Prevalence of cancer and its impact on prognosis of acute coronary syndrome population.** P909  
– G. Abreu, P. Azevedo, J. Martins, C. Arantes, C. Quina-Rodrigues, S. Fonseca, C. Braga, C. Vieira, J. Marques (Braga, PT)
- Epicardial adipose tissue contributes to the development of noncalcified coronary plaque: results from a 5-year CT follow-up study.** P910  
– I.-C. Hwang, H.E. Park, J.B. Park, S.Y. Choi, M.J. Cha, Y.B. Park (Seoul, KR)
- Low adiponectin and high NT-proBNP levels independently correlated with angiographic severity of coronary artery disease in non-diabetic patients: baseline data from the ANOX study.** P911  
– H. Wada, M. Suzuki, M. Matsuda, Y. Ajiro, T. Shinozaki, S. Sakagami, K. Yonezawa, M. Shimizu, J. Funada, T. Kaneko, Y. Morita, K. Kotani, M. Abe, M. Akao, K. Hasegawa (Kyoto, Saitama, Kure, Yokohama, Sendai, Kanazawa, Hakodate, Kobe, Toon, Sapporo, Sagami-hara and Shimotsuke, JP)
- Integration of stress MRI and CT CAC in suspected CAD - implication for risk stratification in diabetes.** P912  
– C. Jensen, M. Rahel, I. Seifert, K. Nassenstein, T. Schlosser, C.K. Naber, O. Bruder (Essen, DE)
- Atypical presentation and comorbidities mutually influence management of ACS patients.** P913  
– O. Manfrini, M. Dorobantu, B. Ricci, E. Cenko, Z. Vasiljevic, V. Vukcevic, S. Kedev, O. Kalpak, D. Trinic, M. Dilic, B. Knezevic, O. Gustiene, D. Milicic, L. Badimon, R. Bugiardini (Bologna, IT; Bucharest, RO; Belgrade, RS; Skopje, MK; Banja Luka and Sarajevo, BA; Podgorica, ME; Kaunas, LT; Zagreb, HR; Barcelona, ES)
- Usefulness of monocyte to HDL-cholesterol ratio to predict high SYNTAX score in patients with stable coronary artery disease.** P914  
– M. Akboga, K. Balci, O. Maden, A. Ertem, O. Kirbas, C. Yayla, B. Acar, D. Aras, H. Kisacik, S. Aydogdu (Ankara, TR)
- Peripheral artery disease and non-ST segment elevation acute coronary syndrome: impact on therapeutic management and in prognosis.** P915  
– J.F. Carvalho, K. Congo, D. Neves, B. Picarra, A.R. Santos, A.R. Damasio, J.F. Aguiar, R. Rnsca (Évora and Coimbra, PT)
- Impact of smoking status on outcomes in stable coronary artery disease: an analysis of 32 499 patients from the CLARIFY registry.** P916  
– J.C. Tardif, N. Greenlaw, K. Fox, I. Ford, R. Ferrari, J. Morais, A. Parkhomenko, M. Tenders, P.G. Steg (Montreal, CA; Glasgow and London, UK; Cotignola, IT; Leiria, PT; Kiev, UA; Katowice, PL; Paris, FR)

- The impact of age in patients without co-morbidity disease on acetylcholine-induced coronary artery spasm.** P917  
 – J.K. Byun, S.W. Rha, S.H. Park, J.Y. Park, J.H. Ahn, Y.H. Kim, A.Y. Her, B.G. Choi, S.Y. Choi, Y. Park, S.H. Park, C.U. Choi, C.G. Park, H.S. Seo, D.J. Oh (Seoul, Cheonan, Gumi and Chuncheon, KR)
- Influence of age and gender on bleeding and late outcomes after PCI for ACS.** P918  
 – H. Idris, J.K. French, I. Shugman, C.J. Juergens, A. Hopkins, L. Thomas (Sydney, AU)
- Is elevated triglyceride related with clinical outcome in patient with AMI of KAMIR NIH study.** P919  
 – I.W. Seong, K.T. Ahn, J.H. Han, H.J. Kwon, J.K. Oh, M.J. Kim, U.L. Choi, S.W. Seong, S.A. Jin, J.H. Kim, J.H. Lee, S.W. Choi, J.O. Jeong (Daejeon, KR)
- The predictive value of different equations for estimation of glomerular filtration rate in patients with coronary artery disease.** P920  
 – C. Waldeyer, M. Karakas, F. Ojeda, R. Schnabel, T. Zeller, E. Zengin, D. Westermann, B. Schrage, H.J. Rupprecht, K.J. Lackner, S. Blankenberg, M. Seiffert, C.W. Sinning (Hamburg, Rüsselsheim and Mainz, DE)
- Impact of serum level of uric acid on lipid component of coronary plaque in patients with coronary artery disease with optimal medical therapy.** P921  
 – S. Imaizumi, A. Iwata, B. Zhang, S. Miura, K. Saku (Fukuoka, JP)
- Very high and very low risk patients: predictors of death - An exploratory analysis considering the baseline thrombotic and hemorrhagic risk.** P922  
 – C. Ruivo, F. Sa, J. Correia, S. Pernencar, A. Antunes, F. Saraiva, N. Carvalho, J. Morais (Leiria, PT)
- New-onset atrial fibrillation impacts in-hospital prognosis of patients with acute coronary syndromes.** P923  
 – J. Ponte Monteiro, M. Rodrigues Neto, A. Correia, R. Costa Rodrigues, N. Santos, M. Gomes Serrao, S. Gomes, A. Pereira, B. Silva, P. Faria, D. Pereira (Funchal, PT)
- Impact of hypertension on 5-year clinical outcomes in patients with coronary chronic total occlusion lesion.** P924  
 – S.W. Rha, B.G. Choi, S.H. Park, J.Y. Park, J.H. Ahn, Y.H. Kim, A.Y. Her, M. Shim, S.Y. Choi, Y. Park, S.H. Park, C.U. Choi, C.G. Park, H.S. Seo, D.J. Oh (Seoul, Cheonan, Gumi and Chuncheon, KR)
- Incorporating hyperhomocysteinemia into hyperlipoprotein(a)emia predicts adverse cardiovascular outcome in patients with coronary artery disease.** P925  
 – S.W. Kwon, H.M. Kwon (Incheon and Seoul, KR)
- Clinical impacts of oral antihyperglycemic therapy including dipeptidyl peptidase-IV inhibitors in type 2 diabetic patients with acute myocardial infarction: from KAMIR-NIH.** P926  
 – J.H. Nam, K.U. Choi, K.H. Park, C.H. Lee, J.W. Son, U. Kim, J.S. Park, D.G. Shin, Y.J. Kim, J.H. Cho, S.W. Kang (Daegu, KR)
- Gender difference in clinical characteristics of coronary artery spasm in patients with angina chest pain.** P927  
 – K.I. Cho, H.S. Kim, B.J. Kim, S.I. Im, J.H. Heo, T.J. Cha (Busan, KR)
- Incidence and predictive risk factors of acute coronary syndrome and death in end stage renal failure patients on renal replacement therapy.** P928  
 – C.Y. Khoo, H.L. Choong, K.K. Yeo (Singapore, SG)
- Prevalence and short-term prognosis of familial hypercholesterolemia in patients with first acute coronary syndrome.** P929  
 – F. Cordeiro, S. Leao, P. Magalhaes, A. Baptista, C. Ferreira, A. Ferreira, P.S. Mateus, J.I. Moreira (Vila-Real, PT)
- LDL cholesterol levels and 1-year hospitalization rate and mortality in patients with a previous ACS or coronary intervention.** P930  
 – P.M. Azevedo, J.P. Guedes, D. Bento, D. Carvalho, S. Pereira, W. Santos, J. Mimoso, N. Marques, I. Jesus (Faro, PT)
- STEMI TREATMENT AND OUTCOMES**
- Prevalence and outcomes of early vs. late stent thrombosis in patients presenting with ST- segment elevation myocardial infarction.** P931  
 – G. Margolis, M. Barkagan, N. Flint, A. Steinvil, G. Keren, Y. Shacham (Tel Aviv, IL)
- Diabetic vs. non-diabetic patients with ST-elevation myocardial infarction: comparison of cardiovascular risk profile, severity of infarction and mortality. Results from a STEMI-registry.** P932  
 – L.A. Mata Marin, J. Schmucker, A. Fach, S. Buenger, E. Fiehn, D. Garstka, H. Wienbergen, R. Hambrecht (Bremen, DE)
- Major bleeding in ST-segment elevation acute myocardial infarction: population characteristics, predictors and in-hospital prognostic impact.** P933  
 – J.F. Carvalho, K. Congo, D. Neves, B. Picarra, A.R. Santos, A. Damasio, J.F. Aguiar, R. Rnsca (Évora and Coimbra, PT)
- LV remodeling and heart failure after anterior STEMI in women in the CIRCUS study.** P934  
 – T.M. Monsec, M.A. Altman, C.B. Bergerot, N.M. Mewton, M.O. Ovize, G.D. Derumeaux, H.B.T. Thibault (Lyon and Créteil, FR)
- Effect of the off-pump CABG on the outcome survival.** P935  
 – S. Gelsomino, M.M. Gulizia, F. Luca, C.M. Rao, G.M. Francese, C. Puntrello, O. Parise, F.A. Benedetto, L. Pison, M. La Meir, J.G. Maessen (Maastricht, NL; Catania, Reggio Calabria and Trapani, IT; Brussels, BE)
- Intravenous Beta-blocker therapy for ST-Segment Elevation Myocardial Infarction could be associated with higher short-term mortality: A Swedish Nationwide Observational Study.** P936  
 – M. Mohammad, P. Andell, S. Koul, L. Desta, T. Jernberg, E. Omerovic, J. Spaak, O. Frobert, J. Jensen, C. Hofman-Bang, H. Persson, D. Erlinge (Lund, Stockholm, Gothenburg and Örebro, SE)

- Improvement of arterial stiffness and LV myocardial deformation in patients with coronary artery disease and diabetes mellitus type 2 after 6-month treatment with metformin and agonists of GLP-1R.** P937  
– I. Ikonomidis, G. Pavlidis, V. Lambadiari, F. Kousathana, H. Triantafyllidi, M. Varoudi, D. Vlastos, G. Dimitriadis, S. Vlachos, D. Mpenas, G. Lekakis (Athens, GR)
- Is prehospital intravenous morphine administration associated with a lower infarct-related artery patency? Insight from a ST-segment elevation myocardial infarction prospective registry.** P938  
– G. Leurent, I. Coudert, V. Auffret, E. Bot, H. Le Breton (Rennes, FR)
- Characteristics, management, and long-term outcome of acute myocardial infarction type 2. The FAST-MI 2010 registry.** P939  
– E. Puymirat, Y. Cottin, G. Cayla, P. Coste, M. Zeller, F. Beygui, A. Faure, F. Paganelli, L. Belle, B. Jouve, F. Roubille, J. Ferrieres, F. Schiele, T. Simon, N. Danchin (Paris, Dijon, Nîmes, Bordeaux-Pessac, Caen, Bastia, Marseille, Annecy, Aix-en-Provence, Montpellier, Toulouse and Besançon, FR)
- STEMI in patients at advanced age (>80 years) compared to younger patients. Results of a 10-year follow up of a myocardial infarction registry (MIRLU).** P940  
– N. Werner, S. Tielke, S. Schneider, A.K. Gitt, B. Mark, R. Winkler, C. Kilkowski, T. Kleemann, U. Zeymer, R. Zahn (Ludwigshafen, DE)
- The impact of elderly female on 30 days mortality in patients with ST elevation myocardial infarction.** P941  
– S. Nagumo, K. Wakabayashi, A. Maeda, K. Hashiba, K. Kimura, H. Suzuki (Yokohama, JP)
- Acute myocardial infarction in patients presenting with pacemaker rhythm.** P942  
– N. Bertel, F. Witassek, M. Puhani, P. Erne, H. Rickli, B. Naegeli, G. Pedrazzini, J.-C. Stauffer, D. Radovanovic (Zurich, St. Gallen, Lugano and Fribourg, CH)
- Observational monocentric registry “CARDIO-STEMI SANREMO”: effects of morphine administration in STEMI patients and its association with clinical in-hospital outcomes and long-term mortality.** P943  
– M. Vercellino, F.A. Sanchez, V. Boasi, C. Tacchi, D. Perri, E. Pansecco, S. Cattunar, G. Mascelli, G. Pistis (Alessandria and Sanremo, IT)
- Impact of gender in patients admitted with ST-elevation myocardial infarction on cardiovascular risk profile, severity of infarction and prognosis- results from a STEMI-registry.** P944  
– J. Schmucker, C. Lach, L.A. Mata Marin, A. Fach, E. Fiehn, S. Buenger, H. Wienbergen, R. Hambrecht (Bremen, DE)
- effect of theoretic application of 2014 ESC guidelines on non-cardiac surgery in a population of end-stage liver disease patients candidates to transplantation.** P945  
– L. Mircoli, B. Antonelli, L. Diehl, M.F. Donato, P. Perolo, E. Rossetti, G. Scarpini, F. Sozzi, F. Lombardi (Milan, IT)
- Antiplatelet therapy in ACS patients with anemia.** P946  
– N. Vicente Ibarra, M. Sandin Rollan, V. Pernias Escrig, E. Candela Sanchez, L. Carrillo Aleman, M. Macias Villanago, A. Vicedo Lopez, T. Lozano Palencia, M. Quintana Giner, A. Veliz Martinez, M.A. Esteve Pastor, E. Orenes Pinero, A. Tello Montoliu, F. Marin Ortuno, J.M. Ruiz Nodar (Elche, Alicante and Murcia, ES)
- Acute myocardial infarction mobilizes Muse cells into the peripheral circulation blood to attenuate cardiac remodeling.** P947  
– T. Tanaka, K. Nishigaki, S. Minatoguchi, T. Nawa, Y. Yamada, H. Kanamori, H. Ushikoshi, M. Kawasaki, A. Mikami, S. Minatoguchi (Gifu, JP)
- Active cardiac-targeted delivery of sphingosine-1-phosphate attracts Muse cells to the infarcted region and replenishes cardiomyocytes to recover the cardiac function after myocardial infarction.** P948  
– S. Minatoguchi, Y. Yamada, S. Wakao, Y. Kushida, A. Mikami, H. Kanamori, M. Kawasaki, K. Nishigaki, M. Dezawa, S. Minatoguchi (Gifu and Sendai, JP)
- Prognostic value of mitral regurgitation in patients with acute myocardial infarction treated by primary percutaneous coronary intervention.** P949  
– M. Tesic, Z. Mehmedbegovic, D. Milasinovic, M. Zivkovic, V. Dedovic, I. Zivkovic, S. Juricic, J. Dobras, V. Pavlovic, A. Pavlovic, M. Asanin, V. Vukcevic, D. Trifunovic, B. Vujisic-Tesic, G. Stankovic (Belgrade, RS)
- Mortality in younger patients with acute myocardial infarction presenting with or without chest pain.** P950  
– L. Bjorck, S. Nielsen, T. Jernberg, K.W. Giang, A. Rosengren (Gothenburg and Uppsala, SE)
- Relationship between visit-to-visit variability of LDL cholesterol and clinical outcomes after primary percutaneous coronary intervention: A 7-year followup study.** P951  
– C.C.E. Boey, G.M.W. Gay, K.K. Poh, T.C. Yeo, H.C. Tan, C.H. Lee (Singapore, SG)
- Grouping patients with prior myocardial infarction with benign and serious prognosis by non-invasive coronary flow velocity reserve values during exercise echo. 3-year follow-up.** P952  
– A. Zagatina, N. Zhuravskaya (St. Petersburg, RU)
- MICROCIRCULATION AND INFLAMMATION**
- Uncovered plaque ruptures in patients with ST elevation myocardial infarction assessed by optical coherence tomography and intravascular ultrasound.** P953  
– M. Hougaard, H.S. Hansen, P. Thayssen, L. Antonsen, A. Junker, K.N. Hansen, L.O. Jensen (Odense, DK)
- Comparison of anti-inflammatory effects of rivaroxaban versus dabigatran in patients with non-valvular atrial fibrillation (RIVAL-AF study) - multicenter randomized study.** P954  
– S. Kikuchi, K. Tsukahara, Y. Morita, T. Takamura, K. Fukui, T. Endo, M. Shimizu, R. Sawada, A. Wada, T. Sugano, S. Kobayashi, H. Himeno, T. Ishikawa, K. Kimura, S. Umemura (Sagamihara, Yokohama, Hadano, Chigasaki and Fujisawa, JP)
- Ischemic postconditioning attenuates positive effects of remote ischemic conditioning on endothelial function in patients with STEMI.** P955  
– V. Manchurov, N. Ryazankina, A. Shpektor, E. Vasilieva (Moscow, RU)

- Thrombectomy does not influence the infarct size and microvascular obstruction assessed by cardiac magnetic resonance in patients with STEMI treated with primary coronary intervention.** P956  
– J. Rajewska-Tabor, A. Araszkiwicz, M. Janus, A. Siniawski, A. Graczyk-Szuster, S.Z. Rozmiarek, M. Pyda (Poznan, PL)
- Adipocyte size distribution and depot-specific modulation of pro- and anti-atherosclerotic adipocytokines and innate immune molecules in human adipose tissue.** P957  
– M. Shimabukuro, H. Sato, H. Izaki, D. Fukuda, E. Uematsu, Y. Hirata, S. Yagi, T. Soeki, H. Sakaue, H. Kanayama, H. Masuzaki, M. Sata (Tokushima, Tokyo and Okinawa, JP)
- Rosuvastatin improved cardiac dysfunction after coronary microembolization via alleviating TNF-alpha induced oxidative stress.** P958  
– Z.W. Chen, Y.Y. Cao, J.Y. Qian, J.G. Jia, Z.Y. Zou, J.B. Ge (Shanghai, CN)
- Late sodium channel inhibition (ranolazine) improves angina and myocardial perfusion in patients with severe microvascular coronary dysfunction.** P959  
– E. Handberg, C.N. Bairey Merz, J. Wei, M. Minissian, M. Nelson, L. Thomson, D. Berman, L.J. Shaw, G. Cook-Wiens, A. Rogatko, C.J. Pepine (Gainesville, Los Angeles and Atlanta, US)
- Cystatin C: a marker of angiographic coronary collateralization in stable angina patients with chronic total occlusion.** P960  
– Y. Shen, F.H. Ding, R.Y. Zhang, Q. Zhang, L. Lu, W.F. Shen (Shanghai, CN)
- Automated calculation of coronary zero flow pressure and microcirculatory diastolic conductance from intracoronary pressure and flow velocity measurements.** P961  
– A. Quiros, C. Broyd, M. Echavarria-Pinto, G. Lopez, R. Herrera, N. Ryan, H. Mejia, N. Gonzalo, P. Jimenez, L. Nombela, I. Nunez-Gil, P. Salinas, A. Fernandez-Ortiz, C. Macaya, J. Escaned (Madrid, ES)
- Intracoronary ECG monitoring during provocative acetylcholine test in chest pain patients with normal coronary angiography: results from AChPOL Registry.** P962  
– J. Bil, T. Pawlowski, R.J. Gil (Warsaw, PL)
- Coronary microvascular alterations in patients presenting with myocarditis: histopathological data and clinical correlations.** P963  
– G. Peretto, A.M. Cappelletti, A. Margonato, P.G. Camici (Milan, IT)
- Chronic inhibition of lipoprotein-associated phospholipase A2 is not associated with improvement in coronary endothelial function.** P964  
– M. Prasad, R. Gulati, G. Barsness, L. Lerman, A. Lerman (Rochester, US)
- Saline-induced coronary hyperemia mechanisms and effects on left ventricular function.** P965  
– B. De Bruyne, J. Adedji, P. Xaplanteris, A. Ferrara, Y. Mo, M. Penicka, V. Flore, M. Pellicano, G. Toth, N. Johnson, E. Barbato, N. Pijls (Aalst, BE; Paris, FR; Graz, AT; Eindhoven, NL)
- Obstructive vs. nonobstructive coronary artery disease in women and men with myocardial infarction.** P966  
– E. Cenko, Z. Vasiljevic, S. Kedev, M. Zdravkovic, S. Antov, M. Dilic, D. Trninc, O. Gustiene, B. Knezevic, B. Ricci, O. Manfrini, M. Dorobantu, D. Milicic, L. Badimon, R. Bugiardini (Bologna, IT; Belgrade, RS; Skopje, MK; Sarajevo and Banja Luka, BA; Kaunas, LT; Podgorica, ME; Bucharest, RO; Zagreb, HR; Barcelona, ES)
- Typical angina is associated with greater coronary endothelial dysfunction but not abnormal coronary flow reserve: results from ranolazine in coronary microvascular dysfunction (RWISE).** P967  
– A. Albadri, C.N. Baireymerz, S. Landes, E.M. Handberg, C.L. Shufelt, P.K. Mehta, J. Wei, M.B. Minissian, M.D. Nelson, L.E. Thomson, D.S. Berman, L.J. Shaw, G. Cook-Wiens, A. Rogatko, C.J. Pepine (Los Angeles, Gainesville and Atlanta, US)
- Serum mimecan reflects angiographic coronary collateralization in patients with stable coronary artery disease and chronic total occlusion.** P968  
– Y. Shen, F.H. Ding, R.Y. Zhang, Q. Zhang, L. Lu, W.F. Shen (Shanghai, CN)
- Association of increased chromogranin A, decreased vasostatin-2 and catestatin levels in serum, and their ratios with poor coronary collateralization.** P969  
– Y. Shen, F.H. Ding, C. Li, R.Y. Zhang, L. Lu, W.F. Shen (Shanghai, CN)
- Characterization of vascular phenotype in patients with coronary artery ectasia: a case-control study.** P970  
– A.S. Antonopoulos, G. Siasos, E. Oikonomou, K. Mourouzis, E.K. Economou, C. Mpiri, C. Ververeli, E. Zacharia, A. Giannaki, S. Tsalamandris, T. Papaioannou, D. Tousoulis (Athens, GR)
- Impact of exercise training on the ischemic threshold- Results of the Leipzig EXERCISE Training versus mEdical management in patients with stable coronary artery disease (EXCITE) trial.** P971  
– M. Uhlemann, S. Moebius-Winkler, S. Erbs, A. Linke, V. Adams, J. Adam, G. Schuler (Leipzig and Weissenfels, DE)
- Inflammation, atrial fibrillation and ventricular arrhythmias in acute coronary syndrome patients.** P972  
– M. Moz, O. Laszczynska, C. Araujo, R. Margato, M.J. Maciel, J.I. Moreira, A. Azevedo (Vila-Real and Porto, PT)
- Detection of dynamic change in levels of plasma oxidized low density lipoprotein during coronary artery bypass grafting using a natural monoclonal antibody.** P973  
– C. Kojima, T. Ammari, M. Caga-Anan, B. Nguyen, J.A. Anderson, P. Evans, M. Johns, S. Lynham, D.O. Haskard, R. Khamis (London and Sheffield, UK)
- Associations of hs-CRP and NT-proBNP levels with reperfusion success of primary PCI in STEMI patients.** P974  
– H.E. Groot, J.C. Karper, E. Lipsic, I.C.C. Van Der Horst, P. Van Der Harst (Groningen, NL)
- A novel echocardiographic method for predicting subclinical atherosclerosis in patients with familial mediterranean fever: a pilot study.** P975  
– K. Karaman, A. Arisoy, A. Altunkas, E. Erken, A. Demirtas, M. Ozturk, F. Altunkas, M. Karayakali, S. Sahin, A. Celik, K. Ceyhan (Tokat and Erzurum, TR)
- The relation between the volume and the localization of epicardial adipose tissue and the presence and the extension of coronary artery disease.** P976  
– B. Uygur, D. Ozturk, O. Celik, M. Erturk, A. Yildirim (Istanbul, TR)



# ESC CONGRESS

## ROME 2016

# SUNDAY

# 28 AUGUST

SUNDAY



Browse the most up-to-date Scientific Programme in the “ESC 2016” Mobile App.



Missed a session? Need to see it again?  
Consult videos, slides, abstracts, reports and ESC TV interviews on **ESC Congress 365**, your free access to ESC Congress content all year long.  
[www.escardio.org/365](http://www.escardio.org/365)



Tweet about your favourite sessions: **#ESCcongress**

Wake up your brain with breakfast and discussion.

A unique opportunity for interaction between a small audience and selected experts addressing a specific and current issue. Come in early to enjoy the complimentary breakfast.

**07:45–08:15 | Galileo - The Hub**

<b>ASYMPTOMATIC CAROTID DISEASE</b>		<b>Science@Breakfast</b>
<b>Stroke track</b>		
Chairperson(s): M. De Carlo (Pisa, IT)		
07:45	<b>How to identify high risk patients for stroke?</b>	<b>977</b>
	– S. Kownator (Thionville, FR)	
08:00	<b>Medical management or revascularisation?</b>	<b>978</b>
	– A. Halliday (Oxford, UK)	

**07:45–08:15 | Raphael - The Hub**

<b>SALT AND HYPERTENSION</b>		<b>Science@Breakfast</b>
Chairperson(s): M. Burnier (Lausanne, CH)		
07:45	<b>Salt and hypertension.</b>	<b>979</b>
	– F.P. Cappuccio (Coventry, UK)	
08:00	<b>Questions and answers.</b>	<b>980</b>

**07:45–08:15 | Da Vinci - The Hub**

<b>MACROPHAGE POLARISATION</b>		<b>Science@Breakfast</b>
Chairperson(s): J.D. Pearson (London, UK)		
07:45	<b>Classification and characterisation of macrophage subsets.</b>	<b>981</b>
	– C. Monaco (Oxford, UK)	

**07:45–08:15 | Bernini - The Hub**

<b>PROTECTING THE HEART WHILE FIGHTING CANCER</b>		<b>Science@Breakfast</b>
Chairperson(s): K. Streckfuss-Boemeke (Göttingen, DE); J. Fauconnier (Montpellier, FR)		
07:45	<b>Chemotherapy and cardiotoxicity - Clinical reality and underlying mechanisms.</b>	<b>982</b>
	– A. Asnani (Boston, US)	
08:00	<b>Two birds with one stone - Blocking doxorubicin-induced cardiotoxicity and cancer growth.</b>	<b>983</b>
	– A. Ghigo (Turin, IT)	



**07:45–08:15 | Michelangelo - The Hub**

<b>OBESITY – FRIEND OR FOE IN HEART FAILURE</b>		<b>Science@Breakfast</b>
Chairperson(s): U. Schotten (Maastricht, NL)		
07:45	<b>Friend.</b>	<b>984</b>
	– W. Doehner (Berlin, DE)	
08:00	<b>Foe.</b>	<b>985</b>
	– V. Kunadian (Newcastle-upon-Tyne, UK)	



**07:45–08:15 | Agora 1 - Poster Area**

<b>REGENERATION AND THE BIOLOGY OF THE HEART. CRISIS? WHAT CRISIS?</b>		<b>Science@Breakfast</b>
Chairperson(s): F.F.A. Fernandez-Aviles (Madrid, ES)		
07:45	<b>Regeneration and the biology of the heart. Crisis? What crisis?</b>	<b>986</b>
	– To be announced	



08:30–10:00 | Rome - Main Auditorium

ESC GUIDELINES 2016 – OVERVIEW		Main Session
<b>ESC Guidelines and position paper from the Committee for Practice Guidelines</b>		
Chairperson(s): J.L. Zamorano Gomez (Madrid, ES); S. Windecker (Bern, CH)		
08:30	<b>Atrial fibrillation - Part 1.</b> – P. Kirchhof (Birmingham, UK)	987
08:39	<b>Atrial fibrillation - Part 2.</b> – S. Benussi (Zurich, CH)	988
08:48	<b>CVC prevention - Part 1.</b> – M.F. Piepoli (Piacenza, IT)	989
08:57	<b>CVC prevention - Part 2.</b> – A.W. Hoes (Utrecht, NL)	990
09:06	<b>Dyslipidaemias - Part 1.</b> – I.M. Graham (Dublin, IE)	991
09:15	<b>Dyslipidaemias - Part 2.</b> – A. Catapano (Milan, IT)	992
09:24	<b>Cardio-oncology - Part 1.</b> – P. Lancellotti (Liège, BE)	993
09:33	<b>Cardio-oncology - Part 2.</b> – T.M. Suter (Bern, CH)	994
09:42	<b>Heart failure - Part 1.</b> – P. Ponikowski (Wroclaw, PL)	995
09:51	<b>Heart failure - Part 2.</b> – A.A. Voors (Groningen, NL)	996

08:30–10:00 | Forum - The Hub

AORTIC DISEASES – FOR BIG CHALLENGES, BIG SOLUTIONS		Heart Team
<b>Heart team at the Santa Maria University Hospital - North Lisbon hospital</b>		
Chairperson(s): J. Fernandes E Fernandes (Lisbon, PT); A. Nobre (Lisbon, PT)		
08:30	<b>Heart team panel live on stage.</b> – R. Arruda Pereira (Lisbon, PT), P. Canas da Silva (Lisbon, PT), I. Viana (Lisbon, PT), To be announced	997
08:30	<b>Heart team filmed at the Santa Maria University hospital - North Lisbon hospital.</b> – R. Arruda Pereira (Lisbon, PT), P. Canas da Silva (Lisbon, PT), A. Dornelas (Lisbon, PT), J. Fernandes E Fernandes (Lisbon, PT), A. Nobre (Lisbon, PT), J. Poveda (Alcabideche, PT), I. Viana (Lisbon, PT), To be announced	998
08:30	<b>Discussion.</b>	999

08:30–10:00 | Galileo - The Hub

CAN VENTRICULAR TACHYCARDIA ABLATION REDUCE TOTAL MORTALITY?		Gladiators Arena
Chairperson(s): E. Arbelo (Barcelona, ES); Y.-H. Kim (Seoul, KR)		
08:30	<b>Can ventricular tachycardia ablation reduce total mortality? Positioning of the topic.</b> – F. Marchlinski (Philadelphia, US)	1000
08:45	<b>Can ventricular tachycardia ablation reduce total mortality? - PRO.</b> – To be announced	1001
09:15	<b>Can ventricular tachycardia ablation reduce total mortality? - CON.</b> – C. de Chillou (Vandoeuvre-lès-Nancy, FR)	1002
09:45	<b>Can ventricular tachycardia ablation reduce total mortality? Conclusion.</b> – Y.-H. Kim (Seoul, KR)	1003

08:30–10:00 | Raphael - The Hub

BIG DATA IN A NUTSHELL		Symposium
<b>e-Cardiology track</b>		
Chairperson(s): E.G. Caiani (Milan, IT); G.A. Derumeaux (Créteil, FR)		
08:30	<b>Big data for health.</b> – H. Hemingway (London, UK)	1004
08:52	<b>Genomics, big data and medicine.</b> – J. Crawford (Brussels, BE)	1005
09:15	<b>What big data could do for cardiology.</b> – J. Rumsfeld (Denver, US)	1006
09:37	<b>Twitter analysis for prediction of heart disease mortality.</b> – To be announced	1007

08:30–10:00 | Da Vinci - The Hub

**ATRIAL FIBRILLATION**

Symposium

**Joint with the Lancet**

Chairperson(s): S. Spencer (London, UK); T.F. Luscher (Zurich, CH)

- 08:52 **Stroke prevention.** 1008  
 – G.Y.H. Lip (Birmingham, UK)
- 09:15 **Rate control.** 1009  
 – I.C. Van Gelder (Groningen, NL)
- 09:37 **Rhythm control.** 1010  
 – J. Piccini (Durham, US)

08:30–10:00 | Bernini - The Hub

**HEART FAILURE PROGNOSIS**

Rapid Fire Abstract

Chairperson(s): T.C. Gillebert (Boechout, BE); T. Nair (Trivandrum, IN)

- 08:30 **Prognostic role of atrial fibrillation in predominantly elderly patients insight from different EF-HF phenotypes.** 1011  
 – A. Iorio, R. Rossini, M. Nardin, M. Senni, L. Vitali-Serdoz, C. Di Nora, G. Barbati, C. Mazzone, A. Gavazzi, G. Sinagra, A. Di Lenarda (Bergamo, Brescia and Trieste, IT)
- 08:39 **The impact of severe mitral insufficiency on outcome and treatment qualification in systolic heart failure patients - insights from the COMMIT-HF registry.** 1012  
 – L. Pyka, A. Kurek, A. Krajewski, M. Hawranek, M. Tajstra, M. Gierlotka, A. Lekston, M. Zembala, M. Gasior (Zabrze, PL)
- 08:48 **Prognostic nutrition index and the risk of mortality in patients with acute heart failure.** 1013  
 – Y.L. Cheng, S.H. Sung (Taipei, TW)
- 08:57 **Fibrosis as assessed by magnetic resonance predicts death and arrhythmias in patients with implanted cardioverter defibrillators.** 1014  
 – A. Lilli, J. Del Meglio, C. Tessa, L. Salvatori, E. Talini, G. Solarino, A. Ghidini Ottonelli, M.L. Canale, A. Comella, M. Magnacca, R. Poddighe, M.T. Baratto, C. Vignali, G. Casolo (Lido di Camaiore, IT)
- 09:06 **Outcomes in patients with and without atrial fibrillation in PARADIGM-HF and effect of sacubitril/valsartan according to atrial fibrillation status.** 1015  
 – U. Mogensen, K. Swedberg, L. Kober, P. Jhund, V.C. Shi, J.L. Rouleau, S.D. Solomon, M.R. Zile, M. Packer, J.J.V. McMurray (Glasgow, UK; Gothenburg, SE; Copenhagen, DK; East Hanover, Boston, Charleston and Dallas, US; Montreal, CA)
- 09:15 **Outcomes in patients with prior myocardial infarction in PARADIGM-HF.** 1016  
 – U. Mogensen, P. Jhund, L. Kober, S.L. Kristensen, J.L. Rouleau, S.D. Solomon, K. Swedberg, M.R. Zile, M. Packer, J.J.V. McMurray (Glasgow, UK; Copenhagen, DK; Montreal, CA; Boston, Charleston and Dallas, US; Gothenburg, SE)
- 09:24 **The risk stratification in patients with heart failure: the value of considering both global longitudinal left ventricular strain and mechanical dispersion.** 1017  
 – C. Mornos, L. Petrescu, A. Ionac, A. Mornos, S. Urseanu, R. Sosdean, D. Cozma (Timisoara, RO)
- 09:33 **The combined prognostic significance of left bundle branch block and heart rate in patients with heart failure in atrial fibrillation versus sinus rhythm.** 1018  
 – I. Mordi, J.S. Singh, M. Mohan, A.D. Struthers, A.M. Choy, C.C. Lang (Dundee, UK)
- 09:42 **Association between short and long length of stay with 30-day readmission and mortality in hospitalized patients with heart failure.** 1019  
 – M. Sud, B. Yu, P.C. Austin, H. Wijeyesundera, D.T. Ko, P. Cram, M. Domanski, D.S. Lee (Toronto, CA)
- 09:51 **Iron deficiency based on high soluble transferrin receptor index identifies patients at the highest risk of death in chronic heart failure patients.** 1020  
 – M. Zurek, B. Wein, F. Jordan, S. Ruemmler, O. Pfister (Basel, CH)

08:30–10:00 | Michelangelo - The Hub



**ALWAYS LOOK AT THE RIGHT SIDE OF THE HEART!**

Symposium

Chairperson(s): S. Muscoli (Rome, IT); J.S.R. Gibbs (London, UK)

- 08:30 **Tips for imaging the right side in real life.** 1021  
 – L. Badano (Padua, IT)
- 08:52 **Percutaneous interventions for the right heart.** 1022  
 – A. Vahanian (Paris, FR)
- 09:15 **Arrhythmias - What comes from the right side?** 1023  
 – J. Brugada Terradellas (Barcelona, ES)
- 09:37 **Big problem, lack of data - Managing right ventricular infarction.** 1024  
 – S. Price (London, UK)

**08:30–10:00 | Baku - Village 1**

<b>HEART FAILURE WITH PRESERVED EJECTION FRACTION</b>		<b>Symposium</b>
Chairperson(s): D. Garcia-Dorado (Barcelona, ES); Y. Takeishi (Fukushima, JP)		
08:30	<b>Myofilament dysregulation.</b> – J. van der Velden (Amsterdam, NL)	1025
08:52	<b>Macrovascular endothelial dysfunction.</b> – C.S.P. Lam (Singapore, SG)	1026
09:15	<b>The role of extracellular matrix.</b> – A. Papageorgiou (Maastricht, NL)	1027
09:37	<b>Metabolic stress.</b> – C. Maack (Homburg, DE)	1028

**08:30–10:00 | Nicosia - Village 1**

<b>EPIGENETIC MODULATION OF CARDIOVASCULAR DISEASE</b>		<b>Symposium</b>
Chairperson(s): M.P.J. De Winther (Amsterdam, NL); C. Perrino (Naples, IT)		
08:30	<b>The role of DNA methylation in cardiac development.</b> – L. Hein (Freiburg, DE)	1029
08:52	<b>Long non-coding and circular RNAs and cardiovascular function.</b> – S. Dimmeler (Frankfurt, DE)	1030
09:15	<b>DNA-methylation profiles in human atherosclerosis.</b> – S. Yla-Herttuala (Kuopio, FI)	1031
09:37	<b>MicroRNAs, stem cells and heart regeneration.</b> – L.J. De Windt (Maastricht, NL)	1032

**08:30–10:00 | Helsinki - Village 2**

<b>MANAGEMENT OF STEMI PATIENTS WITH MULTI VESSELS DISEASE</b>		<b>Symposium</b>
Chairperson(s): D. Katritsis (Athens, GR); K.-H. Sim (Kuching, MY)		
08:30	<b>From culprit lesion to pan coronary syndrome - An intravascular imaging perspective.</b> – I.-K. Jang (Boston, US)	1033
08:52	<b>Imaging based management in AMI patients.</b> – G. Guagliumi (Bergamo, IT)	1034
09:15	<b>FFR based management of STEMI patients.</b> – A.H. Gershlick (Leicester, UK)	1035
09:37	<b>From evidence to practice and beyond.</b> – S.R. Mehta (Hamilton, CA)	1036

**08:30–10:00 | Sarajevo - Village 2**

<b>CATHETER BASED THERAPY OF ACUTE STROKE</b>		<b>Symposium</b>
<b>Joint with the European Stroke Conference / Stroke track</b>		
Chairperson(s): M. Hennerici (Mannheim, DE); P. Widimsky (Prague, CZ)		
08:30	<b>Role of imaging in patient selection for intervention.</b> – A. Schwartz (Hannover, DE)	1037
08:52	<b>Management: conservative,thombolysis or endovascular?</b> – U. Fischer (Bern, CH)	1038
09:15	<b>Techniques, pharmacotherapy and complications.</b> – O. Goktekin (Istanbul, TR)	1039
09:37	<b>Current evidence.</b> – P. Widimsky (Prague, CZ)	1040

**08:30–10:00 | Sofia - Village 2**

<b>BIORESORBABLE VASCULAR SCAFFOLD: TECHNOLOGY AND OUTCOMES</b>		<b>Advances in Science</b>
Chairperson(s): H.M. Nef (Giessen, DE); J.J. Wykrzykowska (Abcoude, NL)		
08:30	<b>State of the art in bioresorbable vascular scaffold: technology and outcomes.</b> – C. Tamburino (Catania, IT)	1041
09:06	<b>Postdilatation after implantation of bioresorbable everolimus- and novolimus-eluting scaffolds: an observational optical coherence tomography study on acute mechanistic effects.</b> – F. Blachutzik, N. Boeder, J. Wiebe, A. Mattesini, O. Doerr, A. Most, T. Bauer, T. Koeppe, M. Troebs, J. Roether, C. Schlundt, S. Achenbach, C. Hamm, H. Nef (Erlangen, Giessen and Munich, DE; Florence, IT)	1042
09:42	<b>Future direction for research in bioresorbable vascular scaffold technology.</b> – M. Haude (Neuss, DE)	1043

08:30–10:00 | Cairo - Village 3

**TRANSITION FROM HYPERTENSION TO HEART FAILURE**

Symposium

Chairperson(s): F. Ruschitzka (Zurich, CH); M.L. Muiesan (Brescia, IT)

- 08:30 **Epidemiology of heart failure in hypertension.** 1044  
 – M.-L. Lochen (Tromsø, NO)
- 08:52 **The transition from LVH to HF.** 1045  
 – J. Diez Martinez (Pamplona, ES)
- 09:15 **Metabolic and circulating markers of heart failure in arterial hypertension.** 1046  
 – V. Regitz-Zagrosek (Berlin, DE)
- 09:37 **Prevention of heart failure in hypertension - Past and future treatments.** 1047  
 – J.J.V. McMurray (Glasgow, UK)

08:30–10:00 | Yerevan - Village 3

**HYPERTENSION AND CHRONIC KIDNEY DISEASE**

Symposium

**Joint with the European Renal Association - European Dialysis and Transplant Association**

Chairperson(s): A. Ortiz (Madrid, ES); E.V. Shlyakhto (St. Petersburg, RU)

- 08:30 **Cardiac function in chronic kidney disease patients: how valuable are ECHO and biomarkers?** 1048  
 – C. Zoccali (Reggio Cal, IT)
- 08:52 **Pathophysiology of hypertension in chronic kidney disease.** 1049  
 – M. Burnier (Lausanne, CH)
- 09:15 **Uncontrolled hypertension - How to prevent unfavorable kidney outcome.** 1050  
 – A. Wiecek (Katowice, PL)
- 09:37 **How low should blood pressure be lowered to protect the kidney in chronic kidney disease.** 1051  
 – J. Redon (Valencia, ES)

08:30–10:00 | Berlin - Village 4

**PREDICTION OF SUDDEN DEATH: DO WE HAVE A CRYSTAL BALL?**

Advances in Science

Chairperson(s): K.H. Haugaa (Oslo, NO); P. Lambiase (London, UK)

- 08:30 **State of the art in prediction of sudden death.** 1052  
 – P.J. Schwartz (Milan, IT)
- 08:48 **Clinical screening of family members of sudden unexplained death young victims under age 45.** 1053  
 – P. Quenin, J.B. Gourraud, A. Thollet, B. Guyomarch, P. Mabo, J. Mansourati, D. Babuty, F. Sacher, V. Probst (Nantes, Rennes, Brest, Tours and Bordeaux, FR)
- 09:06 **A risk score model to predict events in Brugada syndrome.** 1054  
 – J.A. Steira Rodriguez-Moret, G. Conte, G. Ciconte, G.B. Chierchia, R. Casado, G. Baltogiannis, Y. Saitoh, G. Di Giovanni, M. La Meir, J. Czaplá, F. Wellens, G. Pappaert, C. De Asmundis, P. Brugada (Brussels, BE)
- 09:24 **Impact of gender on risk predictive power of periodic repolarization dynamics.** 1055  
 – K.D. Rizas, W. Hamm, G. Schmidt, A. Bauer (Munich, DE)
- 09:42 **Future direction for research in risk stratification for sudden death.** 1056  
 – J. Fuhrer (Bern, CH)

08:30–10:00 | Minsk - Village 4

**CAN WE MAINTAIN SINUS RHYTHM BY CATHETER ABLATION?**

Advances in Science

Chairperson(s): M. Duytschaever (Ghent, BE); H. Kottkamp (Zurich, CH)

- 08:30 **State of the art in catheter ablation of atrial fibrillation.** 1057  
 – V. Reddy (New York, US)
- 08:48 **Presence of supraventricular premature complexes immediately after radiofrequency ablation is associated with increased risk of atrial fibrillation recurrence. A substudy of the MANTRA PAF trial.** 1058  
 – C.A. Alhede, A. Johannessen, U. Dixen, J.S. Jensen, P. Raatikainen, G. Hindricks, H. Walfrisson, O. Kongstad, S. Pehrson, A. Englund, J. Hartikainen, P.S. Hansen, J.C. Nielsen, C. Jons (Gentofte, Hvidovre, Copenhagen, Varde and Aarhus, DK; Oulu and Kupio, FI; Leipzig, DE; Linköping, Lund and Örebro, SE)
- 09:24 **Efficacy and safety of radiofrequency catheter ablation for atrial fibrillation in the elderly patients over 75-years old: A propensity-matched analysis.** 1059  
 – Y.S. Baek, T.H. Kim, J.S. Uhm, B.Y. Joung, M.H. Lee, H.N. Pak (Seoul, KR)
- 09:42 **Future direction for research in strategies of catheter ablation for atrial fibrillation.** 1060  
 – R. Cappato (Rozzano, IT)

08:30–10:00 | Athens - Village 5

**CARDIAC ARREST IN THE COMMUNITY**

Symposium

Chairperson(s): N. Nikolaou (Athens, GR); P. Goldstein (Lille, FR)

- 08:30 **Kids save lives - CPR training for school children.** 1061  
– B.W. Boettiger (Cologne, DE)
- 08:52 **Mobile phone dispatch of laypersons for CPR.** 1062  
– M. Ringh (Stockholm, SE)
- 09:15 **Cardiac arrest centres.** 1063  
– F. Beygui (Caen, FR)
- 09:37 **Ethical dilemmas in CPR.** 1064  
– D.W. Pitcher (Worcester, UK)

08:30–10:00 | Copenhagen - Village 5

**TROPONIN RULES**

Advances in Science

Chairperson(s): E. Platz (Brookline, US); U. Landmesser (Berlin, DE)

- 08:30 **State of the art in: the triage of chest pain.** 1065  
– O. Miro (Barcelona, ES)
- 08:48 **Direct comparison of the safety and efficacy of two rule-out strategies for acute myocardial infarction: 2-hour adp algorithm versus 2 hour algorithm.** 1066  
– K.S. Wildi, L. Cullen, M. Rubini Gimenez, T. Nestelberger, C. Puelacher, J. Boeddinghaus, R. Twerenbold, C. Mueller (Basel, CH; Brisbane, AU)
- 09:06 **Clinical impact of sex-specific cut-off values of high-sensitivity cardiac troponin T in suspected myocardial infarction.** 1067  
– M. Rubini Gimenez, R. Twerenbold, K. Wildi, J. Boeddinghaus, T. Nestelberger, T. Reichlin, C. Mueller (Basel, CH)
- 09:24 **Characterization of the observe zone of the ESC 2015 high-sensitivity cardiac troponin 0h/1h-algorithm for the early diagnosis of acute myocardial infarction.** 1068  
– T. Nestelberger, J. Boeddinghaus, K. Wildi, R. Twerenbold, T. Reichlin, M. Rubini, C. Puelacher, C. Mueller (Basel, CH)
- 09:42 **Future direction for research in the triage of chest pain.** 1069  
– C.E. Mueller (Basel, CH)

08:30–10:00 | Budapest - Village 6

**MULTIMODALITY IMAGING IN HEART FAILURE**

Case-based Symposium

Chairperson(s): B.A. Popescu (Bucharest, RO); F. Alpendurada (London, UK)

- 08:30 **A patient with AV-Block and heart failure - Clinical case.** 1070  
– J. Separovic Hanzevacki (Zagreb, HR)
- 08:50 **A patient with AV-Block and heart failure - Panel discussion and questions from the audience.** 1071  
– L.E. Sade (Ankara, TR), J. Schulz-Menger (Berlin, DE)
- 09:05 **A dilated right heart in the emergency room - Clinical case.** 1072  
– A.N. Neskovic (Belgrade, RS)
- 09:25 **A dilated right heart in the emergency room - Panel discussion and questions from the audience.** 1073  
– L.E. Sade (Ankara, TR), J. Schulz-Menger (Berlin, DE)
- 09:40 **Imaging in heart failure - State of the art.** 1074  
– D.J. Pennell (London, UK)

08:30–10:00 | Tbilisi - Village 6

**INCREASING ROLE OF CMR IN CLINICAL CARDIOLOGY**

Advances in Science

Chairperson(s): C. Bucciarelli-Ducci (Bristol, UK); H. Thiele (Lübeck, DE)

- 08:30 **State of the art in diagnosis and risk stratification by CMR.** 1075  
– To be announced
- 08:48 **Face-to-face comparison of echocardiography- and cardiac magnetic resonance-derived ejection fraction for stratifying risk and for considering ICD implantation after STEMI.** 1076  
– A. Paya Chaume, C.B. Bonanad, M.P. Lopez-Lereu, J.V. Monmeneu, J. Gonzalez, M.T. Izquierdo, J. Nunez, I. Cardells, R. Heredia, E. Santas, G. Minana, F.J. Chorro, V. Bodi (Valencia, ES)
- 09:06 **Risk stratification of mild-to-moderate phenotypes of dilated cardiomyopathy - the role of mid-wall fibrosis.** 1077  
– B.P. Halliday, A. Gulati, A. Ali, K. Guha, M. Arzanauskaite, S. Newsome, A. Lota, U. Tayal, V. Vassiliou, D. Auger, Z. Khalique, N. Pareek, D.J. Pennell, S. Cook, S.K. Prasad (London, UK)
- 09:24 **Incremental value of cardiac magnetic resonance over echocardiography in the management and clinical decision-making in acute hospitalised patients.** 1078  
– E. De Garate, A. Gosh Dastidar, A. Palazzuoli, A. Baritussio, A. Scatteia, A. Amadu, G. Venuti, J.C. Rodrigues, M. Townsend, A. Nightingale, C. Bucciarelli-Ducci (Bristol, UK; Siena, IT)
- 09:42 **Future direction for research in CMR in clinical cardiology.** 1079  
– M.G. Friedrich (Montreal, CA)

08:30–10:00 | Paris - Village 7

**CARDIO-DIABETOLOGY ALLIANCE – THE MYTH BUSTERS**

Symposium

Joint with the European Association for the Study of Diabetes

Chairperson(s): L. Ryden (Stockholm, SE); P. Valensi (Paris, FR)

- 08:30 **Metabolically healthy obese people will populate the earth.** 1080  
– D. Gaita (Timisoara, RO)
- 08:52 **Metformin will remain the first option in oral treatment of diabetes.** 1081  
– N. Sattar (Glasgow, UK)
- 09:15 **Beta-blockers and diuretics are not neutral for metabolism.** 1082  
– K.K. Ray (London, UK)
- 09:37 **Cardiovascular mortality cannot be decreased by antidiabetic drugs.** 1083  
– E. Standl (Munich, DE)

08:30–10:00 | Reykjavik - Village 7

**CHANGING THE PARADIGM FOR THE ELDERLY WITH CARDIOVASCULAR DISEASE**

Advances in Science

Chairperson(s): M. Popovici (Chisinau, MD); A.K. Banerjee (Howrah, IN)

- 08:30 **State of the Art in elderly and cardiovascular disease: is it time to change the paradigm?** 1084  
– C. Vigorito (Naples, IT)
- 08:48 **Mean 24-hour heart rate and all-cause mortality in subjects aged 80 years or older.** 1085  
– A. Bouzas-Mosquera, F.J. Broullon, N. Alvarez-Garcia, N. Maneiro-Melon, P. Pardo-Martinez, M. Sagastagoitia-Fornie, D. Martinez, J.C. Yanez, B. Bouzas-Zubeldia, R. Perez, I. Martinez-Bendayan, R. Fabregas, J. Peteiro, J.M. Vazquez-Rodriguez (A Coruña, ES)
- 09:06 **Vascular function is altered in mild cognitive impairment and improves after an environmental enrichment program: the train the brain-mind the vessel study final report.** 1086  
– R.M. Bruno, R. Sicari, F. Stea, L. Ghiadoni, S. Taddei, U. Bonuccelli, G. Tognoni, L. Gargani, L. Pratali, N. Berardi, L. Maffei, E. Picano (Pisa, IT)
- 09:24 **Invasive versus conservative treatment strategy in elderly patients older than 75 years with non-ST-elevation acute coronary syndrome: a meta-analysis.** 1087  
– W. Ma, Y. Liang, J. Zhu (Beijing, CN)
- 09:42 **Future direction for research in the elderly and cardiovascular disease.** 1088

08:30–10:00 | Brussels - Village 8

**THE PATIENT WITH ACUTE HEART FAILURE IN INTENSIVE CARE UNIT**

Meet the Experts

Chairperson(s): A. Mebazaa (Paris, FR); K.F. Alhabib (Riyadh, SA)

- 08:30 **The patient with acute heart failure in intensive care unit - Introduction to the session.** 1089  
– K.F. Alhabib (Riyadh, SA)
- 08:35 **Congestion is the main problem - Clinical case.** 1090  
– D. Silva (Lisbon, PT)
- 08:45 **Congestion is the main problem - Panel discussion and questions from the audience.** 1091  
– V.-P. Harjola (Helsinki, FI), J.T. Parissis (Athens, GR), S. Di Somma (Rome, IT)
- 09:00 **Low output is the main problem - Clinical case.** 1092  
– D.T. Farmakis (Piraeus, GR)
- 09:10 **Low output is the main problem - Panel discussion and questions from the audience.** 1093  
– V.-P. Harjola (Helsinki, FI), J.T. Parissis (Athens, GR), S. Di Somma (Rome, IT)
- 09:25 **Renal dysfunction is the main problem - Clinical case.** 1094  
– E.A. Lopez De Sa Y Areses (Madrid, ES)
- 09:35 **Renal dysfunction is the main problem - Panel discussion and questions from the audience.** 1095  
– V.-P. Harjola (Helsinki, FI), J.T. Parissis (Athens, GR), S. Di Somma (Rome, IT)
- 09:50 **The patient with acute heart failure in intensive care unit - Take home message.** 1096  
– A. Mebazaa (Paris, FR)





08:30–10:00 | Tallinn - Village 8

**RESYNCHRONISATION AND DEFIBRILLATION DEVICES IN SYSTOLIC HEART FAILURE** Advances in Science

Chairperson(s): W. Haverkamp (Berlin, DE); E. Donal (Rennes, FR)

- 08:30 **State of the Art - resynchronisation for left ventricular dysfunction.** 1097  
– J.C. Daubert (Rennes, FR)
- 08:48 **Impact of CRT-D implantation on clinical outcomes and healthcare resource utilization: an Italian cohort study.** 1098  
– M. Landolina, F. Madotto, L.G. Mantovani, M. Lunati, F. Achilli, A. Curnis, M. Marzegalli, A. Proclemer, C. Fornari, G. Cesana (Crema, Monza, Milan, Brescia and Udine, IT)
- 09:06 **Cardiac resynchronization therapy outcomes in patients with chronic heart failure: CRT-P vs. CRT-D.** 1099  
– M. Drozd, E.R. Joy, J. Giurula, M.F. Paton, H.A. Jamil, R.M. Cubbon, M.T. Kearney, K.K. Witte (Leeds, UK)
- 09:24 **Unfavourable outcome after the upgrade of an implantable cardioverter defibrillator to cardiac resynchronization therapy.** 1100  
– A. Kiss, G. Sandorfi, I. Edes, Z. Csanadi, M. Clemens (Debrecen, HU)
- 09:42 **Future direction for research in medical devices for left ventricular dysfunction.** 1101  
– D. Burkhoff (New York, US)

08:30–10:00 | Prague - Village 9



**MYOCARDITIS IN SYSTEMIC AUTOIMMUNE DISEASE: FROM RED FLAGS TO DIAGNOSIS AND THERAPY** Meet the Experts

Chairperson(s): A.L.P. Caforio (Padua, IT); U. Eriksson (Wetzikon, CH)

- 08:30 **Myocarditis in systemic autoimmune disease - Introduction to the session.** 1102  
– A.L.P. Caforio (Padua, IT)
- 08:35 **A patient with SLE.** 1103  
– A. Frustaci (Rome, IT)
- 08:45 **A patient with SLE - Panel discussion and questions from the audience.** 1104  
– C. Agostini (Padua, IT), C. Tschoepe (Berlin, DE)
- 09:00 **A patient with Churg-Strauss.** 1105  
– S.B. Felix (Greifswald, DE)
- 09:10 **A patient with Churg-Strauss - Panel discussion and questions from the audience.** 1106  
– C. Agostini (Padua, IT), C. Tschoepe (Berlin, DE)
- 09:25 **A patient with sarcoidosis.** 1107  
– A. Pantazis (London, UK)
- 09:35 **A patient with sarcoidosis - Panel discussion and questions from the audience.** 1108  
– C. Agostini (Padua, IT), C. Tschoepe (Berlin, DE)
- 09:50 **Myocarditis in systemic autoimmune disease: from red flags to diagnosis and therapy - Take home message.** 1109  
– U. Eriksson (Wetzikon, CH)

08:30–10:00 | Vienne - Village 9

**CHALLENGING DECISIONS IN AORTIC STENOSIS** Symposium

Chairperson(s): C. Gohlke-Baerwolf (Ballrechten-Dottingen, DE); R. Rosenhek (Vienna, AT)

- 08:30 **The asymptomatic patient: when to intervene?** 1110  
– H. Baumgartner (Münster, DE)
- 08:52 **When to address concomitant mitral regurgitation?** 1111  
– P. Unger (Brussels, BE)
- 09:15 **Low gradient aortic stenosis: dobutamine-echo, calcium scoring or both?** 1112  
– D. Messika-Zeitoun (Paris, FR)
- 09:37 **Aortic stenosis and non-cardiac surgery.** 1113  
– P.A. Pellikka (Rochester, US)

08:30–10:00 | Zagreb - Village 9

IS IT TIME FOR BIG DATA RESEARCH IN CONGENITAL HEART DISEASE?

Advances in Science

Chairperson(s): M.A. Gatzoulis (London, UK); E.V.O. Jokinen (Helsinki, FI)

- 08:30 **State of the Art in following congenital heart disease: what have we learned from large registries.** 1114  
– G. Martin (Washington, US)
- 08:48 **Mortality after surgery in patients with congenital heart disease. analysis of 57293 cardiac surgeries in England between 1997 and 2015.** 1115  
– A. Kempny, G.P. Diller, M.A. Gatzoulis, U. Rosendahl, G. Belitsis, K. Dimopoulos, S.J. Wort (London, UK; Münster, DE)
- 09:06 **Risk factors for adverse events after catheter-based procedures in adolescents and adults with congenital heart disease - a report from the IMPACT registry.** 1116  
– A. Stefanescu, A. Armstrong, K.F. Kennedy, D. Nykanen, J. Aboulhosn, A.B. Bhatt (Boston, St. Louis, Kansas City, Orlando and Los Angeles, US)
- 09:24 **Electrophysiology procedures in congenital heart disease: evolving use and outcome in 1,887 patients from the German national register for congenital heart defects.** 1117  
– G.P. Diller, K. Wasmer, U. Bauer, H. Abdul-Khaliq, L. Eckardt, H. Baumgartner (Münster, Berlin and Homburg, DE)
- 09:42 **Future direction for research in congenital heart disease: how can we move towards evidence based treatment.** 1118  
– A. Marelli (Montreal, CA)

08:30–10:00 | Agora 1 - Poster Area

PHARMACOLOGIC APPROACHES IN HF: COULD WE DO BETTER?

Rapid Fire Abstract

Chairperson(s): S. Varini (Buenos Aires, AR); G.M.C. Rosano (London, UK)

- 08:30 **The risk of atrial fibrillation with ivabradine treatment: A meta-analysis with trial sequential analysis of over 40000 patients.** 1119  
– I.H. Tanboga, S. Topcu, E. Aksakal, O. Gulcu, E. Aksakal, V. Oduncu, S. Sevimli, C. Kaymaz (Erzurum and Istanbul, TR)
- 08:39 **Differential impacts of digoxin modulated by volume status on one-year mortality in patients with acute heart failure.** 1120  
– W.-T. Wang, S.-H. Sung, H.-M. Cheng, C.-E. Chiang, C.-Y. Guo, P.-F. Hsu, W.-C. Yu, C.-H. Chen (Taipei, TW)
- 08:48 **Dosage-dependent association between betablocker therapy with Carvedilol or Metoprolol and the risk of appropriate ICD therapy in primary prevention ICD patients.** 1121  
– A.C. Huth Ruwald, G.H. Gislason, M. Vinther, J.B. Johansen, J.C. Nielsen, H.H. Petersen, S. Riahi, C. Jons (Gentofte, Odense, Aarhus, Copenhagen and Aalborg, DK)
- 08:57 **The cost-effectiveness of sacubitril/valsartan (LCZ696) in the treatment of patients with heart failure with reduced ejection fraction in Norway.** 1122  
– V. Gundersen, O. Eklund, E. Hancock, R. Hussain, A. Ohna (Oslo, NO; Stockholm, SE; Bicester, UK)
- 09:06 **Effect of in-hospital treatment on short-term mortality of elderly versus non-elderly patients hospitalized for acute heart failure.** 1123  
– P.S. Simitis, J.P. Parissis, V. Bistola, D.F. Farmakis, I.I. Ikonomidou, S.K. Katsanos, G.B. Bakosis, G.D. Dumanis, A.M. Mebazaa, J.L. Lekakis, G.F. Filippatos (Athens, GR; Paris, FR)
- 09:15 **Potential clinical application of LCZ696 in patients with chronic heart failure in real life clinical practice: results from TREAT HF Study.** 1124  
– Y. Cavusoglu, S. Eraslan, H. Kaya (Eskisehir and Sivas, TR)
- 09:24 **The effect of Allopurinol on endothelial function, serum uric acid and NTproBNP in acute decompensated heart failure.** 1125  
– M. Ababei, A. Campeanu, D. Nistorescu, O. Zaharia, G. Gheorghe, T. Nanea (Bucharest, RO)
- 09:33 **Adherence to international guidelines on diuretic treatment in heart failure based on congestive signs in 43,744 patients from SwedeHF.** 1126  
– P. Paren, A. Rosengren, U. Dahlstrom, M. Edner, M. Schaufelberger (Gothenburg, Linköping and Stockholm, SE)
- 09:42 **Flu vaccination and risk of hospitalisation in patients with heart failure: a self controlled case series study.** 1127  
– H. Mohseni, A. Kiran, R. Khorshidi, K. Rahimi (Oxford, UK)
- 09:51 **Beta-blockers in heart failure patients with atrial fibrillation: insights from the EURObservational Research Programme on Atrial Fibrillation (EORP-AF) Pilot Registry.** 1128  
– G. Boriani, C. Laroche, I. Diemberger, M.I. Popescu, L.H. Rasmussen, G. Sinagra, L. Tavazzi, A.P. Maggioni, G.Y.H. Lip (Modena, Bologna, Trieste and Cotignola, IT; Sophia Antipolis, FR; Oradea, RO; Aalborg, DK; Birmingham, UK)

08:30–10:00 | Agora 2 - Poster Area

**GENE AND ARRHYTHMIAS**

**Rapid Fire Abstract**

Chairperson(s): C. Napolitano (Pavia, IT); H. Le Marec (Nantes, FR)

- 08:30 **Whole exome sequencing of families with atrial fibrillation - a Danish nationwide study.** 1129  
 – L. Refsgaard, G. Ahlberg, S. Rasmussen, S. Haunsoe, J.H. Svendsen, A.G. Holst, M.S. Olesen (Copenhagen and Kogens Lyngby, DK)
- 08:39 **Age and gender related differences in corrected QT interval in children and adolescents with LQT1 and LQT2.** 1130  
 – A.S. Vink, S.A.B. Clur, R.B. Geskus, A.C. Blank, C.C.A. De Kezel, R.R. Loontjens, M. Bruijn, N. Hofman, A.A.M. Wilde, N.A. Blom (Amsterdam, Utrecht, Tilburg and Alkmaar, NL)
- 08:48 **Genetic determinants of arrhythmia in dilated cardiomyopathy.** 1131  
 – U. Tayal, S. Newsome, R. Buchan, N. Whiffin, R. Walsh, J. Ware, S.A. Cook, S.K. Prasad (London, UK)
- 08:57 **Location of SCN5A mutation determines severity of phenotype and response to sodium channel blockage.** 1132  
 – Y.J.K. Reckman, E. Arbelo, M. Alders, K.Y. Van Spaendonck-Zwarts, Y.M. Pinto, A.A.M. Wilde, A.S. Amin, H.L. Tan (Amsterdam, NL; Barcelona, ES)
- 09:06 **Role of implantable cardioverter defibrillator device therapy in patients with progressive Fabry disease.** 1133  
 – D. Oder, D. Liu, K. Hu, T. Salinger, F. Weidemann, G. Ertl, C. Wanner, P. Nordbeck (Würzburg and Unna, DE)
- 09:15 **Cardiac phenotype and prognosis of patients with mutations in NKX2.5 gene.** 1134  
 – P. Maury, E. Gandjbakhch, A. Baruteau, F. Bessiere, P. Bouvagnet, F. Kyndt, S. Hascoet, S. Difilippo, F. Hiden Lucet, P. Chevalier, D. Bonnet, V. Probst, A. Maltret (Toulouse, Paris, Nantes and Lyon, FR)
- 09:24 **LQTS diagnosis in genotype-negative athletes with a long QT interval. A different clinical entity?** 1135  
 – L. Crotti, C. Dossena, C. Spazzolini, F. Dagradi, S. Castelletti, M. Pedrazzini, P.J. Schwartz (Pavia and Milan, IT)
- 09:33 **QTcB differences exist between distributions in Asian and Caucasian populations.** 1136  
 – C.H. Sia, E.C.Y. Lee, M. Dalakoti, Y.Q. Tan, W.E. Chow, K.S.A. Yeo, T. Chua, K.K. Yeo, R.S. Tan, C.S.P. Lam, D. Chong (Singapore, SG)
- 09:42 **Intracardiac and extracardiac expression of pro-fibrotic microRNAs in atrial fibrillation - Implication for cardiac specific biomarkers for atrial remodeling.** 1137  
 – M. Harada, C. Matsuo, Y. Motoike, T. Makino, M. Koshikawa, T. Ichikawa, M. Kawai, E. Watanabe, Y. Ozaki (Toyoake, JP)
- 09:51 **High prevalence of arrhythmic and haemodynamic complications in patients with cardiac glycogenosis secondary to PRKAG2 mutations.** 1138  
 – G. Laurent, J. Thevenon, F. Ader, P. Laforet, D. Klug, C. Maurage, J. Albuissou, E. Bieth, P. Reant, C. Bonithon-Kopp, C. Thauvin-Robinet, P. Bouvagnet, L. Faivre, P. Charron, P. Richard (Dijon, Paris, Lille, Toulouse, Bordeaux-Pessac and Lyon, FR)

Moderated Posters are on display from 08:30 to 12:30 on the plasma screen of the topic related Moderated Poster station.

During the moderated poster session (10:05–10:55), from a large plasma screen, Presenters will summarise their research within 3 minutes and then address questions from the Chairpersons and Audience.

**10:05–10:55 | Moderated poster station - Poster Area**

**THE AORTIC VALVE**

**Moderated Posters**

Chairperson(s): T. Binder (Vienna, AT); D. Montaigne (Lille, FR)

- 10:05 **Resolving inconsistencies between gradient and flow measurements by echocardiography in patients with significant aortic valve stenosis and preserved LV ejection fraction.** P1139  
 – Y.J. Mo, G. Di Gioia, E. Barbato, M. Penicka, T. Ondrus, B. De Bruyne, J. Bartunek, G. Van Camp (Aalst, BE)
- 10:12 **Impact of trans-catheter aortic valve implantation on left ventricular systolic and diastolic properties assessed by real-time 3-dimensional speckle tracking echocardiography.** P1140  
 – I. Kawamura, M. Saeki, M. Kawasaki, R. Tanaka, T. Yoshizane, K. Ono, S. Watarai, M. Yamamoto, M. Nagaya, K. Tsuchiya, S. Tomita, H. Matsuo, T. Noda, T. Suzuki, S. Minatoguchi (Gifu and Toyohashi, JP)
- 10:19 **Left ventricular mechanical dispersion predicts outcome in conservatively treated patients with aortic stenosis.** P1141  
 – L.G. Klæboe, I.S. Leren, R.M. Ter Bekke, H. Rosjo, T. Omland, L. Gullestad, K.H. Haugaa, T. Edvardsen (Oslo and Akershus, NO; Maastricht, NL)
- 10:26 **Impact of low pre-procedural stroke volume index on cumulative mortality of patients undergoing transcatheter aortic valve implantation.** P1142  
 – M. Drakopoulou, A. Michelongona, K. Toutouzias, S. Brili, K. Stathogiannis, G. Trantalos, O. Kaitozis, A. Syntetos, G. Latsios, C. Aggeli, G. Lazaros, A. Papanikolaou, G. Peskesis, E. Tsiamis, D. Tousoulis (Athens, GR)
- 10:33 **Aortic size distribution and prognosis in an unselected population of patients referred for standard transthoracic echocardiography.** P1143  
 – A. Cherubini, S. Nistri, G. Barbati, G. Cioffi, G. Russo, F. Negri, C. Mazzone, G. Faganello, E. Grande, C. Pandullo, E. Casanova Borca, T. Pontoni, A. Di Lenarda (Trieste, Altavilla Vicentina and Trento, IT)
- 10:40 **Aortic valve area calculation in aortic stenosis: a comparison among conventional 2D transthoracic echocardiography, 3D manual analysis, 3D automatic software analysis and computed tomography.** P1144  
 – G. Geremia, L. Italia, S. Stella, I. Rosa, M. Barletta, F. Ancona, C. Marini, P. Spagnolo, A. Latib, M. Montorfano, A. Margonato, A. Colombo, E. Agricola (Milan, IT)
- 10:47 **Does the continuity equation underestimate the transcatheter aortic valve area? a 3D transoesophageal echocardiographic study.** P1145  
 – B. Ren, J. McGhie, N.M. Van Mieghem, P.P.T. De Jagere, M.L. Geleijnse (Rotterdam, NL)

**10:05–10:55 | Moderated poster station - Poster Area**

**DRUG TREATMENT OF HYPERTENSION**

**Moderated Posters**

Chairperson(s): C. Park (Seoul, KR); L.M. Ruilope (Madrid, ES)

- 10:05 **Cardiovascular treatment among hypertensive patients in 12 African countries: EIGHT study.** P1146  
 – M. Antignac, D. Macquart De Terline, J.B. Mipinda, C. Kouam Kouam, G. Kimbally Kaki, D. Hounsou, E. Limbole, A. Kane, L. Kuate, Z. Sesso, I.B. Diop, P.F. Plouin, E. Marijon, J.P. Empana, X. Jouven (Paris, FR; Libreville, GA; Bafoussam and Yaoundé, CM; Brazzaville, CG; Cotonou, BJ; Kinshasa, ZR; Dakar, SN; Lomé, TG)
- 10:12 **Why carvedilol improve the long-term survival in heart failure patients? A difference in baroreceptor-mediated blood pressure regulation between beta and beta/alpha blockers.** P1147  
 – H. Yamamoto, T. Kawada, S. Miyazaki, M. Sugimachi (Osaka and Suita, JP)
- 10:19 **Results of the ESCAPE trial: an Italian, multi-centre, phase IV, randomized, controlled, open-label trial on the effects of canrenone in hypertensive patients.** P1148  
 – G. Derosa, G. Gaudio (Pavia and Varese, IT)
- 10:26 **Rubus occidentalis extract significantly lowered systolic blood pressure in subjects with prehypertension: randomized, double-blinded, placebo controlled clinical trial.** P1149  
 – S.J. Hong, H.S. Jeong, J.W. Kwon (Seoul, KR)
- 10:33 **Simplification of antihypertensive therapy in resistant arterial hypertension.** P1150  
 – J. Vaclavik, J. Flasik, E. Kocianova, M. Kamasova, T. Vaclavik (Olomouc and Prague, CZ)
- 10:40 **Improving blood pressure control beyond the guidelines.** P1151  
 – A.D. Farcas, M.A. Stoia, F.P. Anton, C.M. Goidescu, L. Vida-Simiti (Cluj-Napoca, RO)
- 10:47 **Persistence of fixed and free combination of perindopril and amlodipine in hypertension.** P1152  
 – G. Simonyi, T. Ferenci, M. Medvegy (Budapest and Kistarcsa, HU)

10:05–10:55 | Moderated poster station - Poster Area

FACTORS INFLUENCING LONG TERM PCI OUTCOMES

Moderated Posters

Chairperson(s): D. Choi (Seoul, KR); D. Chew (Adelaide, AU)

- 10:19 **Long-term outcomes of biodegradable polymer biolimus-eluting stents versus durable polymer everolimus-eluting stents: a meta-analysis of randomised controlled trials.** P1153  
– R. Sakurai, H. Kaneda (Tokyo, JP)
- 10:26 **The impact of DAPT clinical risk score and ACUITY bleeding risk score in determining adverse clinical outcomes following PCI: results from the PROMETHEUS study.** P1154  
– J. Chandrasekhar, U. Baber, S. Sartori, S. Rao, T. Henry, W. Weintraub, M. Efron, G. Danias, S. Keller, S. Weiss, A. Defranco, B. Muhlestein, S. Kapadia, S. Pocock, R. Mehran (New York, Durham, Los Angeles, Newark, Indianapolis, Milwaukee, Salt Lake City and Cleveland, US; London, UK)
- 10:33 **Coronary artery bypass graft surgery versus percutaneous coronary intervention for isolated proximal left anterior descending disease: a comparative analysis as a function of stent diameter and length.** P1155  
– M.B. Iqbal, C. Ilsley, F. De Robertis, R. Lane, T. Kabir, T. Bahrami, A. Simon, A. Popov, M. Amrani, N. Patel, M. Dalby, M. Mason, R. Grocott-Mason, R. Smith, S.G. Raja (London, UK)
- 10:40 **Adverse clinical event occurrence beyond one year after an acute coronary syndrome: insights from the RECLOSE 2-ACS study.** P1156  
– G. Parodi, B. Bellandi, G. Tarantini, F. Scudiero, R. Valenti, R. Marcucci, A. Migliorini, C. Zocchi, G.P. Cerisano, D. Antonucci (Florence and Padua, IT)
- 10:47 **Percutaneous coronary intervention with everolimus-eluting bioresorbable vascular scaffold in real life practice: mid and long-term outcomes from a two centers registry.** P1157  
– P. Martin Lorenzo, J. Suarez De Lezo Herreros De Tejada, J. Novoa Medina, S. Ojeda, D. Valeron, J. Chavarria, A. Cardenes, F. Mazuelos, J.M. Hernandez Rguez, M. Pan, A. Medina, J. Suarez De Lezo Cruz Conde (Las Palmas de Gran Canaria and Córdoba, ES)

10:05–10:55 | Moderated poster station - Poster Area

OVERCOMING VENTRICULAR ARRHYTHMIAS AND SUDDEN DEATH

Moderated Posters

Chairperson(s): C. de Chillou (Vandoeuvre-lès-Nancy, FR), A. Oto (Ankara, TR)

- 10:05 **Electrical storms in catecholaminergic polymorphic ventricular tachycardia: findings from the international registry of left cardiac sympathetic denervation.** P1158  
– V. Dusi, G.M. De Ferrari, J.M. Bos, C.R. Moir, A.A.M. Wilde, M. Shkolnikova, D.J. Abrams, L. Crotti, T. Paul, M. Eldar, J. Tili, F.R. I Nogueira, A.D. Krahn, M.J. Ackerman, P.J. Schwartz (Pavia and Milan, IT; Rochester and Boston, US; Amsterdam, NL; Moscow, RU; Göttingen, DE; Tel Hashomer, IL; London, UK; Vancouver, CA)
- 10:12 **Suppression of inherited ventricular fibrillation by eliminating the trigger premature ventricular complexes.** P1159  
– T. Machino, A. Nogami, Y. Sekiguchi, K. Kuroki, H. Yamasaki, N. Murakoshi, S. Kowase, K. Kurosaki, K. Aonuma (Tsukuba and Yokohama, JP)
- 10:19 **Safety, long-term outcomes and predictors of recurrence after first-line combined endoepicardial ventricular tachycardia substrate ablation in arrhythmogenic cardiomyopathy. A multi center study.** P1160  
– J. Acosta Martinez, J. Fernandez-Armenta, J. Fernandez-Armenta, A. Pedrote, A. Pedrote, A. Barrera, A. Barrera, E. Arana, E. Arana, A. Bodegas, A. Bodegas, I. Anguera, I. Anguera, L. Tercedor, L. Tercedor, D. Penela, D. Penela, D. Andreu, D. Andreu, R. Perea, R. Perea, L. Mont, L. Mont, A. Berrueto, A. Berrueto (Barcelona, Seville, Málaga, Baracaldo and Granada, ES)
- 10:26 **Appropriate shocks and event-free survival in children with long QT syndrome and implanted cardioverter-defibrillator.** P1161  
– R. Ildarova, M. Shkolnikova, V. Shkolnikov (Moscow, RU; Rostock, DE)
- 10:33 **Efficacy of antitachycardia pacing for ventricular tachycardia in patients with hypertrophic cardiomyopathy.** P1162  
– I. Anguera Camos, P. Dallaglio, A. Di Marco, L. Perez, J. Alzueta, A. Garcia Alberola, I. Fernandez-Lozano, E. Diaz-Infante, A. Rodriguez, N. Basterra, D. Calvo, J. Martinez Ferrer (Barcelona, A Coruña, Málaga, Murcia, Madrid, Sevilla, Santa Cruz de Tenerife, Pamplona, Oviedo and Vitoria, ES)
- 10:40 **Emergency dispatch, global positioning of first responders with distinct roles and automatic external defibrillators - a logistic solution to secure basic life support and defibrillation.** P1163  
– F.L. Henriksen, H. Schakow, M.L. Larsen (Odense and Aalborg, DK)
- 10:47 **Safety of physician-initiated programming of wearable cardioverter-defibrillator detection rates.** P1164  
– N.K. Waessnig, M. Guenther, S.Q. Quick, C. Pfluecke, R.H. Rottsdaedt, S. Ringquist, F.S.J. Szymkiewicz, R.H. Strasser, U. Speiser (Dresden, DE; Pittsburgh, US)

10:05–10:55 | Moderated poster station - Poster Area

LIPIDS AND PLATELETS

Moderated Posters

- Chairperson(s): J. Wojta (Vienna, AT), M. Mayr (London, UK)
- 10:05 **Inhibition of lipopolysaccharide induced gene expression by HDL from healthy subjects and patients with acute myocardial infarction.** P1165  
 – S. Imaizumi, K. Takata, E. Yahiro, E. Kawachi, A. Iwata, Y. Uehara, B. Zhang, S. Miura, K. Saku (Fukuoka, JP; Adelaide, AU)
- 10:12 **Association of the postprandial chylomicron triglyceride/apoB index and cardiovascular events.** P1166  
 – C. Werner, T. Stojakovic, W. Maerz, H. Schamagl, U. Laufs (Homburg, DE; Graz, AT)
- 10:19 **Malondialdehyde assay in evaluation of aspirin antiplatelet effects.** P1167  
 – A. Polzin, L. Dannenberg, T. Schneider, M. Kelm, T. Zeus, T. Hohlfeld (Düsseldorf, DE)
- 10:26 **C2238 atrial natriuretic peptide molecular variant determines an increased platelet aggregation through the activation of NOX2 and the reduction of cAMP.** P1168  
 – R. Carnevale, C. Nocella, P. Pignatelli, R. Stanzione, F. Pagano, V. Valenti, M. Volpe, F. Violi, G. Frati, S. Rubattu, S. Sciarretta (Latina, Rome and Pozzilli, IT)
- 10:33 **Impact of alirocumab on Lp(a) in individuals with and without moderate CKD.** P1169  
 – P.P. Toth, C.P. Cannon, J.J.P. Kastelein, M. Banach, A. Upadhyay, D.J. Rader, A. Koren, M.J. Louie, A. Letierce, J. Mandel, H.M. Colhoun (Sterling, Boston, Philadelphia, Bridgewater and Tarrytown, US; Amsterdam, NL; Lodz, PL; Chilly-Mazarin and Levallois-Perret, FR; Dundee, UK)
- 10:40 **Efficacy and safety of alirocumab in patients with multiple manifestations of cardiovascular disease (CVD): a post-hoc analysis of ODYSSEY program.** P1170  
 – K.K. Ray, V. Valcheva, S. Guilloneau, H. Wang, R.J. Sanchez, H.M. Colhoun (London and Dundee, UK; Paris and Chilly-Mazarin, FR; Bridgewater and Tarrytown, US)
- 10:47 **Anacetrapib, but not evacetrapib, in spite of marked HDL-C increase impairs endothelial function in CETP-transgenic mice.** P1171  
 – B. Simic, P. Mocharla, M. Crucet, E. Osto, A. Kratzer, S. Stivala, S. Kuehnast, T. Speer, H.M. Princen, J.W. Van Der Hooft, H. Giral, A. Muhr-Tailleux, B. Staels, U. Landmesser, T.F. Luescher (Zurich, CH; Leiden, NL; Homburg, DE; Lille, FR)

10:05–10:55 | Moderated poster station - Poster Area

NEW TARGETS FOR BIOMARKERS IN HEART FAILURE

Moderated Posters

- Chairperson(s): A. Cohen-Solal (Paris, FR); L.H. Lund (Stockholm, SE)
- 10:05 **NEOD001 demonstrates cardiac biomarker responses in patients with light chain amyloidosis and persistent organ dysfunction: results from the expansion phase of a phase 1/2 study.** P1172  
 – M. Liedtke, R.L. Comenzo, H. Landau, V. Santhorawala, B.M. Weiss, J.A. Zonder, J. Walling, G.G. Kinney, M. Koller, M.A. Gertz (Stanford, Boston, New York, Philadelphia, Detroit, Hillsborough, South San Francisco and Rochester, US)
- 10:12 **Changes in BNP prior to major cardiovascular events in patients with type 2 diabetes and a recent coronary event.** P1173  
 – E. Wolsk, B. Claggett, L. Kober, R. Diaz, K. Dickstein, H.C. Gerstein, F.C. Lawson, R. Bentley-Lewis, A.P. Maggioni, J.J.V. McMurray, J.L. Probstfield, M.C. Riddle, S.D. Solomon, J.-C. Tardif, M.A. Pfeffer (Boston, Bridgewater, Seattle and Portland, US; Copenhagen, DK; Rosario, AR; Bergen, NO; Hamilton and Montreal, CA; Florence, IT; Glasgow, UK)
- 10:19 **Novel biomarkers in heart failure with reduced and preserved ejection fraction in the general population.** P1174  
 – C. Sinning, T. Kempf, R. Schnabel, E. Zengin, F. Ojeda, P. Wild, K. Lackner, T. Munzel, S. Blankenberg, K.C. Wollert, T. Zeller, D. Westermann (Hamburg, Hannover and Mainz, DE)
- 10:26 **Increased levels of urinary biomarkers of tubular injury as a predictor of poor diuretic response in acute heart failure.** P1175  
 – M. Sokolski, R. Zymliński, J. Biegus, P. Siwolowski, S. Nawrocka, J. Krzysztófik, J. Todd, J. Estis, E.A. Jankowska, W. Banasiak, P. Ponikowski (Wrocław, PL; Alameda, US)
- 10:33 **Association between brain natriuretic peptide levels and left ventricular ejection fraction in patients with preserved left ventricular ejection fraction.** P1176  
 – S. Kitada, S. Kikuchi, Y. Kawada, K. Wakami, N. Ohte (Nagoya, JP)
- 10:40 **The combination of collagen type I-related biomarkers identifies a malignant phenotype of myocardial fibrosis in hypertensive heart failure.** P1177  
 – A. Gonzalez Miqueo, S. Ravassa, B. Lopez, R. Querejeta, K. Echezaray, J. Beaumont, M.U. Moreno, G. San Jose, J. Diez (Pamplona and San Sebastian, ES)
- 10:47 **Adequacy of endogenous erythropoietin levels in anaemic heart failure patients - relationship with disease severity and co-morbidities.** P1178  
 – M. Tkaczyszyn, P. Van Der Meer, I. Flinta, C. Enjuanes, W. Banasiak, A.A. Voors, P. Ponikowski, J. Comin-Colet, E.A. Jankowska (Wrocław, PL; Groningen, NL; Barcelona, ES)

10:05–10:55 | Moderated poster station - Poster Area

UP IN SMOKE: THE IMPACT OF TOBACCO USE AND SMOKING CESSATION		Moderated Posters
Chairperson(s): E. Dagli (Istanbul, TR); A.O. Nedoshivin (St. Petersburg, RU)		
10:05	<b>Combination of smoking and metabolic syndrome components increased the risk of incident atrial fibrillation: the suita study.</b>	P1179
– Y. Kokubo, M. Watanabe, A. Higashiyama, Y.M. Nakao, T. Watanabe, M. Takegami, K. Kusano, S. Kamakura, Y. Miyamoto (Suita, JP)		
10:12	<b>Electronic cigarette smoking increases aortic stiffness in young smokers.</b>	P1180
– N. Ioakeimidis, C. Vlachopoulos, M. Abdelrasoul, D. Terentes-Printzios, N. Skliros, A. Aggelakas, I. Gourgouli, C. Georgakopoulos, G. Lazaros, D. Tousoulis (Athens, GR)		
10:19	<b>Relationship of self-reported and cotinine-verified smoking status with coronary artery calcification in 22,797 Korean adults.</b>	P1181
– B.J. Kim, J.W. Sung, J.G. Kang, B.S. Kim, J.H. Kang (Seoul, KR)		
10:26	<b>Smoking, smoking cessation and measures of subclinical atherosclerosis in multiple vascular beds in Japanese men.</b>	P1182
– T.H. Hisamatsu, K.M. Miura, H.A. Arima, S.K. Kadowaki, S.T. Torii, S.S. Suzuki, N.M. Miyagawa, A.K. Kadota, A.F. Fujiyoshi, T.O. Ohkubo, H.U. Ueshima (Izumo, Otsu, Fukuoka and Tokyo, JP)		
10:33	<b>Effects of smoking and smoking cessation on twenty-four hour blood pressure.</b>	P1183
– A.R. Marinheiro, P. Amador, C. Sa, T. Duarte, M. Fonseca, R. Rodrigues, I. Silvestre, L. Bernardino, R. Caria (Setubal, PT)		
10:40	<b>Impact of cigarette smoking on 5-year clinical outcomes of patients with coronary chronic total occlusion lesion.</b>	P1184
– S.W. Rha, B.G. Choi, S.H. Park, J.Y. Park, J.H. Ahn, Y.H. Kim, A.Y. Her, J.K. Byun, S.Y. Choi, Y. Park, S.H. Park, C.U. Choi, C.G. Park, H.S. Seo, D.J. Oh (Seoul, Chuncheon and Gumi, KR)		
10:47	<b>Euroaspire IV: the impact of tobacco use in the Spanish cohort.</b>	P1185
– R. Dalmáu, A. Iniesta, A. Castro, K. Kotseva, Z. Blazquez, I. Ponz, J. Caro, S.O. Rosillo, H. Arranz, L. Hernandez, A. Araujo, R. Fernandez, C. Vindel, J.L. Lopez Sendon (Madrid, ES; London, UK)		

10:05–10:55 | Moderated poster station - Poster Area

IMPROVING DIAGNOSIS IN CARDIOMYOPATHIES		Moderated Posters
Chairperson(s): J.R. Gimeno Blanes (Murcia, ES); G. Limongelli (Naples, IT)		
10:05	<b>Extent, type, patterns and distribution of myocardial fibrosis in end-stage HCM: an histologic-histometric analysis of 30 explanted hearts and comparison of LGE-CMR with histological fibrosis.</b>	P1186
– G. Galati, O. Leone, F. Pasquale, I. Olivetto, E. Biagini, F. Grigioni, E. Pilato, F. Cecchi, C. Rapezzi (Bologna and Florence, IT)		
10:12	<b>REMY: the hypertrophic cardiomyopathy registry of the french society of cardiology.</b>	P1187
– M. Mirabel, P. Reant, E. Donnal, C. Suty-Selton, O. Huttin, F. Labombarda, P. Charron, G. Habib, X. Jeunemaitre, L. Offredo, M. Tafflet, X. Jouven, M. Desnos, A.A. Hagege (Paris, Bordeaux-Pessac, Rennes, Vandoeuvre-lès-Nancy, Caen and Marseille, FR)		
10:19	<b>Long-term outcome of alcohol septal ablation for obstructive hypertrophic cardiomyopathy in the young and the elderly.</b>	P1188
– M. Liebrechts, R.C. Steggerda, P.A. Vriesendorp, H. Van Velzen, A.F.L. Schinkel, R.C. Willems, J. Van Cleemput, M.P. Van Den Berg, M. Michels, J.M. Ten Berg (Nieuwegein, Groningen and Rotterdam, NL; Leuven, BE)		
10:26	<b>The spectrum of depolarization abnormalities in the natural history of arrhythmogenic cardiomyopathy.</b>	P1189
– A. Protonotarios, A. Anastasakis, L. Antoniadis, P. Sotiropoulou, D. Tousoulis, A. Tsatsopoulou (Naxos and Athens, GR; Nicosia, CY)		
10:33	<b>Investigation of flow patterns in a novel right heart model.</b>	P1190
– U. Gulan, A.M. Saguner, D. Akdis, C. Brunckhorst, M. Holzner, F. Duru (Zurich, CH)		
10:40	<b>Severe ventricular arrhythmias and the localization of fibrosis in patients with cardiac sarcoidosis.</b>	P1191
– M. Yasuda, Y. Iwanaga, T. Kato, T. Izumi, Y. Inuzuka, T. Nakamura, Y. Miyaji, T. Kawamura, S. Ikeguchi, M. Inoko, T. Kurita, S. Miyazaki (Osaka and Moriyama, JP)		
10:47	<b>Cardiac magnetic resonance in arrhythmogenic right ventricular cardiomyopathy: combined functional assessment and tissue characterization versus task force criteria.</b>	P1192
– G.D. Aquaro, G. Di Bella, A. Barison, L. Ait-Ali, G. Todiere, C. Grigoratos, M. Emdin, P. Festa (Pisa and Messina, IT)		

10:05–10:55 | Moderated poster station - Poster Area

OPTIMISING OUTCOMES IN ACUTE CORONARY SYNDROME

Moderated Posters

- Chairperson(s): T. Quinn (London, UK); M. Lettino (Milan, IT)
- 10:05 **Impact of bystander intervention according to ambulance response-times after out-of-hospital cardiac arrest.** P1193  
 – S. Rajan, M. Wissenberg, F. Folke, S.M. Hansen, T.A. Gerds, K. Kragholm, C.M. Hansen, L. Karlsson, F. Lippert, L. Kober, G. Gislason, C. Torp-Pedersen (Hellerup, Aalborg and Copenhagen, DK)
- 10:12 **Long term survival in patients with acute myocardial infarction and out of hospital cardiac arrest, a prospective cohort study from South Eastern Norway.** P1194  
 – K.M. Kvakkestad, G.Ø. Andersen, K. Sunde, S. Halvorsen (Oslo, NO)
- 10:19 **Out-of-hospital cardiac arrest: place of post resuscitation electrocardiogram for coronary angiogram indication.** P1195  
 – B. Lattuca, C. Lonjon, G. Marin, F. Roubille, J.C. Macia, L. Cornillet, R. Gervasoni, L. Schmutz, T.T. Cung, B. Ledermann, N. Nagot, G. Cayla, F. Leclercq (Nîmes and Montpellier, FR)
- 10:26 **Direct comparison of four very early rule-out strategies for acute myocardial infarction using high-sensitivity cardiac troponin I.** P1196  
 – J. Boeddinghaus, T. Nestelberger, R. Twerenbold, M. Rubini-Gimenez, K. Wildi, N. Kozhuharov, C. Puelacher, Z. Sabti, T. Reichlin, C. Mueller (Basel, CH)
- 10:33 **Comparison of the efficacy and safety of novel rule out pathways for acute myocardial infarction.** P1197  
 – A.R. Chapman, A. Anand, J.P.M. Andrews, P.A. Adamson, A. Ferry, D. Sandeman, P.A. Cheng, M. D'Souza, A.S.V. Shah, N.L. Mills (Edinburgh, UK)
- 10:40 **Myocardial deformation by strain echocardiography identify patients with acute coronary syndrome and non-diagnostic ECG presenting in a chest pain unit: 2 years-follow up data.** P1198  
 – M.-M. Becker, J. Schroeder, S. Hamada, E. Altiok, A. Keszei, A. Napp, M. Almalla, N. Marx (Aachen, DE)
- 10:47 **Translation of the ADAPT accelerated diagnostic protocol into clinical practice: impact on hospital length of stay and admission rates for possible cardiac chest pain.** P1199  
 – W.A. Parsonage, S. Ashover, T. Milburn, W. Skoien, J. Greenslade, L. Cullen (Brisbane, AU)

10:10–10:50 | Forum - The Hub

THE EUROPEAN HEART JOURNAL'S YEAR IN CARDIOLOGY: FROM PREVENTION TO INTERVENTION

Special Session

Joint with the European Heart Journal

- Chairperson(s): T.F. Luscher (Zurich, CH); P.W.J.C. Serruys (Rotterdam, NL)
- 10:10 **The European Heart Journal's Year in cardiology: from prevention to intervention - Introduction.** 1200  
 – T.F. Luscher (Zurich, CH)
- 10:18 **Prevention in 2016 - An update.** 1201  
 – C.P. Cannon (Boston, US)
- 10:26 **Stable coronary disease: assessment and intervention.** 1202  
 – W. Wijns (Brussels, BE)
- 10:34 **Management of acute coronary syndromes.** 1203  
 – G.M. Montalescot (Paris, FR)
- 10:42 **The European Heart Journal's Year in cardiology: from prevention to intervention - Conclusion.** 1204  
 – P.W.J.C. Serruys (Rotterdam, NL)

10:10–10:50 | Agora 1 - Poster Area

MEET THE LEGENDS – BERNARD GERSH

Meet the Legends

- Chairperson(s): A.J. Camm (London, UK); P.E. Vardas (Heraklion, GR)
- 10:10 **My scientific journey.** 1205  
 – B.J. Gersh (Rochester, US)
- 10:30 **Open forum discussion.** 1206

10:15–10:45 | Raphael - The Hub

IMMEDIATE REVERSAL OF DABIGATRAN WITH IDARUCIZUMAB: OUR CLINICAL EXPERIENCE

Satellite Symposium - Experts on the Spot

Sponsored by Boehringer Ingelheim

- Chairperson(s): R. Deo (Philadelphia, US)
- 10:15 **Immediate reversal of dabigatran with idarucizumab: our clinical experience.** 1207  
 – C. Pollack (Philadelphia, US), R. Deo (Philadelphia, US), P. Verhamme (Leuven, BE)

Please refer to the Satellite Symposium scheduled on Saturday 27 August, 15:30–16:15 in Minsk - Village 4.



**10:15–10:45 | Da Vinci - The Hub**

**APPLYING THE NEW ESC GUIDELINES ON HEART FAILURE IN DAY TO DAY PRACTICE** EBAC Accredited Educational Programme - Experts on the Spot

Chairperson(s): M. Böhm (Homburg, DE); A.J.S. Coats (Coventry, UK)

Organised by **Universitätsklinikum Des Saarlandes**. Course Director: **Prof Michael Böhm**

- |       |  |             |
|-------|--|-------------|
| 10:15 | <b>Review of the latest ESC recommendations on heart failure.</b>                            | <b>1208</b> |
|       | – A.J.S. Coats (Coventry, UK)  |             |
| 10:25 | <b>Management of the patients with co morbidities.</b>                                       | <b>1209</b> |
|       | – M. Böhm (Homburg, DE)  |             |
| 10:35 | <b>Discussion - Applying the new ESC Guidelines on heart failure in day to day practice.</b> | <b>1210</b> |
|       | – A.J.S. Coats (Coventry, UK)  |             |
| 10:40 | <b>Discussion - Applying the new ESC Guidelines on heart failure in day to day practice.</b> | <b>1211</b> |
|       | – M. Böhm (Homburg/Saar, DE)   |             |



This educational programme is accredited by the European Board for Accreditation in Cardiology (EBAC) for one hour of external CME credits. Each participant should claim only those hours of credit that have actually been spent in the educational activity.

*Supported by an unrestricted educational grant from SERVIER*

*Please refer to the EBAC Accredited Educational Programme scheduled on Saturday 27 August, 15:30–17:00 in Brussels - Village 8.*

**10:15–10:45 | Bernini - The Hub**

**THE CLINICAL JOURNEY AFTER AN ACUTE CORONARY SYNDROME: STRATEGIES FOR OPTIMISING ANTIPLATELET THERAPY** EBAC Accredited Educational Programme - Experts on the Spot

Chairperson(s): P.G. Steg (Paris, FR); S. James (Uppsala, SE)

Organised by **University Hospital, Umeå**. Course Director: **Prof Ulf Näslund**

- |       |  |             |
|-------|--|-------------|
| 10:15 | <b>Welcome and introduction - The clinical journey after an acute coronary syndrome: strategies for optimising antiplatelet therapy.</b> | <b>1212</b> |
|       | – S. James (Uppsala, SE)   |             |
| 10:20 | <b>A clinical case study - Continuing the patient journey back to primary care.</b>  | <b>1213</b> |
|       | – M. Bonaca (Boston, US)   |             |
| 10:30 | <b>Open questions - The clinical journey after an acute coronary syndrome: strategies for optimising antiplatelet therapy.</b>           | <b>1214</b> |
|       | – P.G. Steg (Paris, FR), S. James (Uppsala, SE), M. Bonaca (Boston, US)  |             |
| 10:40 | <b>Session close - The clinical journey after an acute coronary syndrome: strategies for optimising antiplatelet therapy.</b>            | <b>1215</b> |
|       | – P.G. Steg (Paris, FR)  |             |



This educational programme is accredited by the European Board for Accreditation in Cardiology (EBAC) for two hours of external CME credits. Each participant should claim only those hours of credit that have actually been spent in the educational activity.

*Supported by an unrestricted educational grant from AstraZeneca*

*Please refer to the EBAC Accredited Educational Programme scheduled on Saturday 27 August, 15:30–17:00 in Berlin - Village 4.*

**10:15–10:45 | Michelangelo - The Hub**

**NON-VITAMIN K ANTAGONIST ORAL ANTICOAGULANTS AND CARIOVERSION: THE EXPERTS TALK** Satellite Symposium - Experts on the Spot

Sponsored by **Daiichi Sankyo Europe GmbH**

Chairperson(s): R. De Caterina (Chieti, IT)

- |       |   |             |
|-------|---|-------------|
| 10:15 | <b>Welcome and introduction - Non-vitamin K antagonist oral anticoagulants and cardioversion: the experts talk.</b>         | <b>1216</b> |
|       | – R. De Caterina (Chieti, IT)   |             |
| 10:20 | <b>Non-vitamin K antagonist oral anticoagulants in cardioversion: current landscape.</b>                                    | <b>1217</b> |
|       | – A. Goette (Paderborn, DE)   |             |
| 10:25 | <b>ENSURE-AF: edoxaban in subjects undergoing cardioversion.</b>  | <b>1218</b> |
|       | – G.Y.H. Lip (Birmingham, UK)   |             |
| 10:30 | <b>Panel discussion and conclusions - Non-vitamin K antagonist oral anticoagulants and cardioversion: the experts talk.</b> | <b>1219</b> |
|       | – R. De Caterina (Chieti, IT)   |             |

*Please refer to the Satellite Symposium scheduled on Saturday 27 August, 15:30–17:00 in Athens - Village 5.*

11:00–12:30 | Rome - Main Auditorium

HOT LINE HEART FAILURE AND INNOVATIVE APPROACHES		Hot Line
Chairperson(s): M. Jessup (Philadelphia, US); F. Ruschitzka (Zurich, CH)		
11:00	<b>DANISH - A Danish randomized, controlled, multicenter study to assess the efficacy of Implantable cardioverter defibrillator in patients with non-ischemic systolic heart failure on mortality).</b>	1220
	– L. Kober (Copenhagen, DK)	
11:10	<b>DANISH - Discussant review.</b>	1221
	– C. Leclercq (Rennes, FR)	
11:15	<b>DANISH - Panel discussion.</b>	1222
11:18	<b>REM-HF - Remote monitoring: an evaluation of implantable devices for management of heart failure patients.</b>	1223
	– M.R. Cowie (London, UK)	
11:28	<b>REM-HF - Discussant review.</b>	1224
	– H. Burri (Geneva, CH)	
11:33	<b>REM-HF - Panel discussion.</b>	1225
11:36	<b>MORE-CARE - Effects of remote monitoring on outcomes and use of healthcare resources in heart failure patients with biventricular defibrillators.</b>	1226
	– G. Boriani (Modena, IT)	
11:46	<b>MORE-CARE - Discussant review.</b>	1227
	– M. Komajda (Paris, FR)	
11:51	<b>MORE-CARE - Panel discussion.</b>	1228
11:54	<b>CHART-1 - Phase 3 congestive heart failure cardiopoietic regenerative therapy.</b>	1229
	– J. Bartunek (Aalst, BE)	
12:04	<b>CHART-1 - Discussant review.</b>	1230
	– P. Menasche (Paris, FR)	
12:09	<b>CHART-1 - Panel discussion.</b>	1231
12:12	<b>Safety and efficacy of intravenous infusion of ischemia tolerant allogeneic mesenchymal stem cells in patients with non-ischemic cardiomyopathy.</b>	1232
	– J. Butler (Atlanta, US)	
12:22	<b>Safety and efficacy of intravenous infusion of ischemia tolerant allogeneic mesenchymal stem cells in patients with non-ischemic cardiomyopathy - Discussant review.</b>	1233
	– S. Janssens (Leuven, BE)	
12:27	<b>Safety and efficacy of intravenous infusion of ischemia tolerant allogeneic mesenchymal stem cells in patients with non-ischemic cardiomyopathy - Panel discussion.</b>	1234

11:00–12:30 | Forum - The Hub

THE HEART TEAMS' ROLE IN ICD MANAGEMENT THROUGHOUT THE LIFE COURSE: CLINICAL AND ETHICAL CHALLENGES		Heart Team
<b>Heart team at the Belfast Health and Social Care Trust</b>		
Chairperson(s): J.M. Beattie (Birmingham, UK); M.C. Deaton (Cambridge, UK)		
11:00	<b>Heart team panel live on stage.</b>	1235
	– J.M. Beattie (Birmingham, UK), D. Fitzsimons (Belfast, UK), L.M. Hill (Co. Antrim, UK), E. Lambrinou (Limassol, CY), K. McDonald (Dublin, IE), P. Strachan (Hamilton, CA)	
11:00	<b>Heart team filmed at the Belfast Health and Social Care Trust.</b>	1236
	– N. Cromie (Belfast, UK), G. Dalzell (Belfast, UK), L.J. Dixon (Co. Antrim, UK), J. Dowds (Belfast, IE), D. Fitzsimons (Belfast, UK), L.M. Hill (Co. Antrim, UK), E. McKeever (Downpatrick, UK)	
11:00	<b>Discussion.</b>	1237

11:00–12:30 | Galileo - The Hub

SHOULD GUIDELINES "SPRINT" TO LOWER BLOOD PRESSURE TARGETS?		Gladiators Arena
Chairperson(s): B. Williams (London, UK); M. Volpe (Rome, IT)		
11:00	<b>Should Guidelines "SPRINT" to lower blood pressure targets? - Positioning of the topic.</b>	1238
	– G. Mancia (Milan, IT)	
11:15	<b>Should Guidelines "SPRINT" to lower blood pressure targets? - PRO.</b>	1239
	– W.C. Cushman (Memphis, US)	
11:45	<b>Should Guidelines "SPRINT" to lower blood pressure targets? - CON.</b>	1240
	– S.E. Kjeldsen (Oslo, NO)	
12:15	<b>Should Guidelines "SPRINT" to lower blood pressure targets? - Conclusion.</b>	1241
	– B. Williams (London, UK)	

11:00–12:30 | Raphael - The Hub

**e-HEALTH APPLICATIONS IN HEART FAILURE**

Symposium

**e-Cardiology track**

Chairperson(s): J.G.F. Cleland (London, UK); I. Frederix (Rotselaar, BE)

11:00	<b>Generations of telemedicine and the member of tele heart failure team.</b> – F. Koehler (Berlin, DE)	1242
11:22	<b>What is the role of the heart failure nurse in the home telemonitoring chain?</b> – J. Boyne (Maastricht, NL)	1243
11:45	<b>Review of implantable telemedicine systems.</b> – W.T. Abraham (Columbus, US)	1244
12:07	<b>Review of telemedicine systems combined with ICD/CRT technologies.</b> – G. Hindricks (Leipzig, DE)	1245

11:00–12:30 | Da Vinci - The Hub

**CHALLENGES IN e-LEARNING AND e-TRAINING**

Symposium

**Joint with the Cardiology Section of the Union of European Medical Specialists**

Chairperson(s): A. Vahanian (Paris, FR); R. Griebenow (Cologne, DE)

11:00	<b>Delivering unbiased education and training.</b> – L.K. Michalis (Ioannina, GR)	1246
11:22	<b>e-Learning materials production.</b> – P. Kearney (Cork, IE)	1247
11:45	<b>Objectively measuring performance.</b> – J.A. Hall (Middlesbrough, UK)	1248
12:07	<b>Harmonising the training in Europe.</b> – L.M. Goncalves (Coimbra, PT)	1249

11:00–12:30 | Bernini - The Hub

**ESC GEOFFREY ROSE LECTURE ON POPULATION SCIENCES**

Named Lecture

Chairperson(s): S. Gielen (Detmold, DE); L. Tokgozoglul (Ankara, TR)

11:03	<b>Presentation of the awardee.</b> – L. Tokgozoglul (Ankara, TR)	1250
11:10	<b>Epidemiology and prevention of cardiovascular disease: quo vadis?</b> – G. De Backer (Ghent, BE)	1251

**ESC WILLIAM HARVEY LECTURE ON BASIC SCIENCE**

Named Lecture

Chairperson(s): J. Bauersachs (Hannover, DE); J.D. Pearson (London, UK)

11:53	<b>Presentation of the awardee.</b> – J. Bauersachs (Hannover, DE)	1252
12:00	<b>Renaissance of signalling modules: The role of STAT3 in the cardiac pathophysiology.</b> – D. Hilfiker-Kleiner (Hannover, DE)	1253

11:00–12:30 | Michelangelo - The Hub



**DISCUSSING THE MOST CHALLENGING CLINICAL CASES**

Clinical Cases

Chairperson(s): J.R. Gonzalez Juanatey (Santiago de Compostela, ES); J. Poess (Lübeck, DE)

11:00	<b>Post myocardial infarction ventricular septal defect closure guided by 3D printing.</b> – J. Weiss (Phoenix, US)	1254
11:16	<b>Transcatheter tricuspid valve-in-valve implantation into a failing surgical bioprosthesis.</b> – J. Henzel (Warszawa, PL)	1255
11:31	<b>Panel discussion.</b> – M.M. Madsen (Højbjerg, DK), S. Zuily (Vandoeuvre-lès-Nancy, FR)	1256
11:45	<b>Spontaneously aborted sudden cardiac death in Brugada syndrome.</b> – J.M. Portugues (Maia, PT)	1257
12:00	<b>A holiday you would never wish for.</b> – M. Pazdernik (Prague, CZ)	1258
12:15	<b>Panel discussion.</b> – K.A. Krychtiuk (Vienna, AT), A. Viana Tejedor (Madrid, ES)	1259

11:00–12:30 | Baku - Village 1

IMAGING AND TARGETING THE VULNERABLE PLAQUE

Symposium

Chairperson(s): C. Monaco (Oxford, UK); I. Hoefer (Utrecht, NL)

- |       |  |      |
|-------|--|------|
| 11:00 | <b>Basic models and relevant targets in vulnerable plaque.</b> | 1260 |
|       | – J. Bentzon (Madrid, ES)                                      |      |
| 11:22 | <b>Molecular imaging of the vulnerable plaque.</b>             | 1261 |
|       | – G. Gitsioudis (Dossenheim, DE)                               |      |
| 11:45 | <b>The development of NIRF targets against oxidised LDL.</b>   | 1262 |
|       | – R. Khamis (London, UK)                                       |      |
| 12:07 | <b>Imaging T lymphocytes.</b>                                  | 1263 |
|       | – A. Signore (Rome, IT)  |      |

11:00–12:30 | Nicosia - Village 1

CARDIAC BIOLOGY AND SENESCENCE

Symposium

Joint with the Japanese Circulation Society (JCS)

Chairperson(s): G.A. Derumeaux (Créteil, FR); I. Komuro (Tokyo, JP)

- |       |  |      |
|-------|--|------|
| 11:00 | <b>Wnt and cardiovascular ageing.</b>                    | 1264 |
|       | – I. Shiojima (Hirakata, JP)                             |      |
| 11:22 | <b>Telomere biology and cardiovascular disease.</b>      | 1265 |
|       | – N. Samani (Leicester, UK)                              |      |
| 11:45 | <b>Cellular senescence and cardio metabolic disease.</b> | 1266 |
|       | – T. Minamino (Niigata, JP)                              |      |
| 12:07 | <b>Redox changes in vascular ageing.</b>                 | 1267 |
|       | – F. Cosentino (Stockholm, SE)                           |      |

11:00–12:30 | Helsinki - Village 2

CORONARY HEART TEAM



Case-based Symposium

Chairperson(s): A.P. Kappetein (Rotterdam, NL); J. Mehilli (Munich, DE)

- |       |  |      |
|-------|--|------|
| 11:00 | <b>A middle aged patient with previous CABG who has severe symptomatic aortic stenosis - Clinical case.</b>                                    | 1268 |
|       | – T.P. Pilgrim (Bern, CH)  |      |
| 11:20 | <b>A middle aged patient with previous CABG who has severe symptomatic aortic stenosis - Panel discussion and questions from the audience.</b> | 1269 |
|       | – F.J. Neumann (Bad Krozingen, DE), M. Sousa Uva (Lisbon, PT), V. Velchev (Sofia, BG)  |      |
| 11:35 | <b>A patient with a recent AMI and concomitant distal left main disease - Clinical case.</b>   | 1270 |
|       | – Y. Ozaki (Toyoake, JP)   |      |
| 11:55 | <b>A patient with a recent AMI and concomitant distal left main disease - Panel discussion and questions from the audience.</b>                | 1271 |
|       | – F.J. Neumann (Bad Krozingen, DE), M. Sousa Uva (Lisbon, PT), V. Velchev (Sofia, BG)  |      |
| 12:10 | <b>Role of the heart team in coronary revascularisation - State of the Art.</b>  | 1272 |
|       | – P.W.J.C. Serruys (Rotterdam, NL)   |      |

11:00–12:30 | Sarajevo - Village 2

CARDIAC ISSUES IN STROKE

Symposium

Joint with the European Stroke Organisation / Stroke track

Chairperson(s): V. Caso (Perugia, IT); B. Casadei (Oxford, UK)

- |       |  |      |
|-------|--|------|
| 11:00 | <b>How to interpret ECG and troponins in acute stroke.</b>           | 1273 |
|       | – M. Galvani (Forli, IT)   |      |
| 11:22 | <b>Optimal timing of (re-)starting anticoagulation after stroke.</b> | 1274 |
|       | – G.K. Tsivgoulis (Athens, GR)                                       |      |
| 11:45 | <b>Stroke in heart failure patients.</b>                             | 1275 |
|       | – W. Doehner (Berlin, DE)  |      |
| 12:07 | <b>Long-term coronary risk.</b>                                      | 1276 |
|       | – V. Aboyans (Limoges, FR)   |      |

11:00–12:30 | Sofia - Village 2

**ATRIO-VENTRICULAR VALVE INTERVENTION**

Advances in Science

Chairperson(s): R. Corti (Zurich, CH); H.M. Mardikar (Nagpur, IN)

- 11:00 **State of the Art in percutaneous treatment of the mitral valve.** 1277  
– G. Nickenig (Bonn, DE)
- 11:18 **Up to 1-year follow-up results from a multi-centre trial of a novel percutaneous mitral annuloplasty system.** 1278  
– K.-H. Kuck, G. Nickenig, C. Hammerstingl, A. Vahanian, D. Messika-Zeitoun, C. Frerker, O. Alfieri, A. Colombo, A. Latib, S. Baldus, V. Rudolph, Y. Topilsky, P. Grayburn, F. Maisano (Hamburg, Bonn and Cologne, DE; Paris, FR; Milan, IT; Tel Aviv, IL; Dallas, US; Zurich, CH)
- 11:36 **Suture-based patent foramen ovale closure instead of septal occluder implantation.** 1279  
– N.E. Nielsen, J. Baranowski, L. Wallby (Linköping, SE)
- 11:54 **Application of three-dimensional printing in the transcatheter closure of secundum atrial septal defect with deficient posterior-inferior rim.** 1280  
– C. Yan, H. Li, H. Fan, X. Sun (Beijing, CN)
- 12:12 **Future direction for research in percutaneous treatment of tricuspid regurgitation.** 1281  
– F. Maisano (Zurich, CH)

11:00–12:30 | Cairo - Village 3

**ATRIAL FIBRILLATION AND HYPERTENSION: IMPLICATIONS FOR CLINICAL PRACTICE**

Symposium

Chairperson(s): T. Kahan (Stockholm, SE); G.Y.H. Lip (Birmingham, UK)

- 11:00 **Hypertensive phenotype and risk of atrial fibrillation.** 1282  
– M.A. Losi (Naples, IT)
- 11:22 **ECG and circulating biomarkers to stratify atrial fibrillation risk.** 1283  
– G. Schillaci (Perugia, IT)
- 11:45 **Stroke prevention and anticoagulation in non valvular atrial fibrillation in hypertension.** 1284  
– A.J. Camm (London, UK)
- 12:07 **Drug treatment of hypertension to prevent atrial fibrillation and in patients with atrial fibrillation.** 1285  
– T.A. Aksnes (Oslo, NO)

11:00–12:30 | Yerevan - Village 3

**RESISTANT HYPERTENSION**

Advances in Science

Chairperson(s): M. Burnier (Lausanne, CH); J. Vaclavik (Olomouc, CZ)

- 11:00 **State of the Art in treatment of resistant hypertension.** 1286  
– R.E. Schmieder (Erlangen, DE)
- 11:18 **Novel Designer Natriuretic Peptide (ZD100) in Human Resistant-Like Hypertension - A First in Human Study.** 1287  
– H. Chen, J.M. Neutel, D.H. Smith, D. Heublein, J.C. Burnett (Rochester and Tustin, US)
- 11:36 **The role of adding spironolactone and renal denervation in true resistant hypertension. one-year outcomes of randomized study.** 1288  
– J. Rosa, P. Widimsky, P. Waldauf, L. Lambert, T. Zelinka, M. Taborsky, M. Branny, P. Tousek, O. Petrak, K. Curila, F. Bednar, R. Holaj, B. Strauch, J. Vaclavik, J. Widimsky Jr (Prague, Olomouc and Trinec, CZ)
- 11:54 **SYMPPLICITY HTN-3 screen failure patient cohort analysis.** 1289  
– R. Waksman, G.L. Bakris, A. Steinvil, H.M. Garcia-Garcia, V. Debruin, D. Jolivet, D. Jones, D.L. Bhatt (Washington, Chicago, Santa Rosa and Boston, US)
- 12:12 **Future direction for research in management of resistant hypertension.** 1290  
– A. Pathak (Toulouse, FR)



11:00–12:30 | Berlin - Village 4

**CHALLENGES IN ARRHYTHMIA MANAGEMENT**

Meet the Experts

	Chairperson(s): M. Taborsky (Olomouc, CZ); D. Katritsis (Athens, GR)	
11:00	<b>Challenges in arrhythmia management - Introduction to the session.</b> – D. Katritsis (Athens, GR)	1291
11:05	<b>Frequent PVCs/non-sustained VT - Clinical case.</b> – A. de Paola (São Paulo, BR)	1292
11:15	<b>Frequent PVCs/non-sustained VT - Panel discussion and questions from the audience.</b> – C. Linde (Stockholm, SE), J. Steffel (Zurich, CH), C. Wolpert (Ludwigsburg, DE)	1293
11:25	<b>CRT non-responder - Clinical case.</b> – P. Sommer (Leipzig, DE)	1294
11:40	<b>CRT non-responder - Panel discussion and questions from the audience.</b> – C. Linde (Stockholm, SE), J. Steffel (Zurich, CH), C. Wolpert (Ludwigsburg, DE)	1295
11:55	<b>ICD indication in borderline cases - Clinical case.</b> – L. Di Biase (New York, US)	1296
12:05	<b>ICD indication in borderline cases - Panel discussion and questions from the audience.</b> – C. Linde (Stockholm, SE), J. Steffel (Zurich, CH), C. Wolpert (Ludwigsburg, DE)	1297
12:20	<b>Challenges in arrhythmia management - Take home message.</b> – M. Taborsky (Olomouc, CZ)	1298

11:00–12:30 | Minsk - Village 4

**MANAGEMENT OF VENTRICULAR ARRHYTHMIAS IN DIFFERENT CARDIOPATHIES**

Symposium

	Chairperson(s): F. Marchlinski (Philadelphia, US); P. Della Bella (Milan, IT)	
11:00	<b>Congenital heart disease.</b> – J.B. Thambo (Pessac, FR)	1299
11:22	<b>Ischaemic cardiomyopathy.</b> – P. Della Bella (Milan, IT)	1300
11:45	<b>Idiopathic dilated cardiomyopathy.</b> – T.J.R. De Potter (Aalst, BE)	1301
12:07	<b>Hypertrophic cardiomyopathy.</b> – N. Sadoul (Vandoeuvre-lès-Nancy, FR)	1302

11:00–12:30 | Athens - Village 5

**TEAMS IN CARDIOPULMONARY RESUSCITATION**

Symposium

**Joint with the European Resuscitation Council**

	Chairperson(s): H. Bueno (Madrid, ES); N. Nikolaou (Athens, GR)	
11:00	<b>Prehospital cardiac arrest teams.</b> – R.W. Koster (Amsterdam, NL)	1303
11:22	<b>Rapid response teams to prevent in-hospital cardiac arrest.</b> – K. Rowan (London, UK)	1304
11:45	<b>Team work for the brain.</b> – C. Sandroni (Rome, IT)	1305
12:07	<b>Team work for the heart and circulation.</b> – C.S. Spaulding (Suresnes, FR)	1306

11:00–12:30 | Copenhagen - Village 5

**RISK STRATIFICATION OF STABLE CORONARY ARTERY DISEASE IN PATIENTS WITH COMORBIDITIES**

Advances in Science

	Chairperson(s): A.J. Budaj (Warsaw, PL); M. Lettino (Milan, IT)	
11:00	<b>State of the Art in risk stratification of stable CAD in patients with comorbidities.</b> – C.J.M. Vrints (Edegem, BE)	1307
11:18	<b>Serial high sensitivity troponin I and long-term outcomes in patients with type 2 diabetes mellitus in the EXAMINE trial.</b> – D.A. Morrow, P. Jarolim, M. Cavender, L. Lei, C.P. Cannon, W.B. White (Boston and Farmington, US)	1308
11:54	<b>Comparison of three chronic kidney disease epidemiology collaboration (CKD-EPI) equations for prediction of coronary plaque vulnerability: an optical coherence tomography study.</b> – J. Jiannan, L. Xing, J. Hou, H. Jia, S. Hu, J. Tian, L. Lin, L. Li, Y. Zhu, G. Zheng, X. Ren, H. Yu, S. Zhang, B. Yu, I.K. Jang (Harbin, CN; Boston, US)	1309
12:12	<b>Future direction for research in risk stratification of stable CAD in patients with comorbidities.</b> – M.F. Di Carli (Boston, US)	1310

11:00–12:30 | Budapest - Village 6

THE AORTA: PITFALLS AND RECOMMENDATIONS

Symposium

Chairperson(s): A. Evangelista Masip (Barcelona, ES); E. Plonska-Gosciniak (Szczecin, PL)

- 11:00 **The roadmap to measure aortic size: echo, CT, MRI.** 1311  
– F. Asch (Washington, US)
- 11:22 **When and how to follow patients with aortic dilatation.** 1312  
– J.-L. Monin (Créteil, FR)
- 11:45 **Bicuspid aortic valve aortopathy: who, how, and when to evaluate and follow-up?** 1313  
– R. Erbel (Essen, DE)
- 12:07 **Imaging to guide decision-making and surgical strategy.** 1314  
– A.A. Pasquet (Brussels, BE)

11:00–12:30 | Tbilisi - Village 6

NOVEL INSIGHTS INTO AORTIC VALVE DISEASE

Advances in Science

Chairperson(s): L.E. Sade (Ankara, TR); Z. Vered (Zerifin, IL)

- 11:00 **State of the Art in imaging the aortic valve.** 1315  
– M.J. Monaghan (London, UK)
- 11:18 **Feasibility, accuracy and reproducibility of aortic annular and root sizing in transcatheter valve implantation using novel 3D automated software: comparison with multi-detector row computed tomography.** 1316  
– E.A. Prihadi, P.J. Van Rosendaal, E.M. Mollema, J.J. Bax, V. Delgado, N.A. Marsan (Leiden, NL)
- 11:36 **Global longitudinal strain is an accurate marker of diffuse myocardial fibrosis in aortic stenosis: a comparison with targeted left ventricular myocardial biopsy and T1 mapping.** 1317  
– T. Ondrus, R. Kockova, M. Kotrc, D.C. Mirica, G. Van Camp, Y. Mo, A. Praveckova, M. Penicka (Aalst, BE; Prague, CZ)
- 11:54 **Incidence and medium term follow up impact of prosthesis-patient mismatch after TAVI.** 1318  
– M. Delgado Ortega, D. Mesa Rubio, M. Ruiz Ortiz, G. Gutierrez Ballesteros, J. Fernandez Cabeza, C. Aristizabal Duque, J. Sanchez Fernandez, C. Ferreiro Quero, E. Duran, M. Martin Hidalgo, M. Pan Alvarez Ossorio, S. Ojeda Pineda, F. Mazuelos Bellido, J. Segura Saint Gerons, J. Suarez De Lezo Cruz Conde (Córdoba, ES)
- 12:12 **Future directions in imaging the aortic valve.** 1319  
– J. Bergler-Klein (Vienna, AT)

11:00–12:30 | Paris - Village 7

UPDATES IN SPORTS CARDIOLOGY

Symposium

Chairperson(s): S. Sharma (London, UK); A. Biffi (Rome, IT)

- 11:00 **Mandatory screening in adolescent football players - The 10-year experience from the British Football Association.** 1320  
– A. Malhotra (London, UK)
- 11:22 **The female athlete's heart revisited.** 1321  
– A. Pelliccia (Rome, IT)
- 11:45 **ECG interpretation in athletes - As simple as black versus white?** 1322  
– A. Baggish (Boston, US)
- 12:07 **Sudden cardiac arrest in leisure athletes.** 1323  
– E. Marijon (Paris, FR)

11:00–12:30 | Reykjavik - Village 7

ENGAGING PATIENTS TO SELF MANAGE: CAN TECHNOLOGY HELP?

Symposium

Chairperson(s): K. Berra (Menlo Park, US); C.S. Jennings (London, UK)

- 11:00 **Can mobile apps help prevent cardiovascular disease accross the life span?** 1324  
– L. Neuback (Sydney, AU)
- 11:22 **Exergaming: engaging patients with heart failure in physical activity.** 1325  
– A. Stromberg (Linköping, SE)
- 11:45 **Nutrition and weight loss: an app a day keeps the doctor away.** 1326  
– L. Burke (Pittsburgh, US)
- 12:07 **Mirror mirror on the wall, am I at risk of heart disease?** 1327  
– S. Colantonio (Pisa, IT)

11:00–12:30 | Brussels - Village 8

**STRATEGIES FOR MANAGEMENT OF HEART FAILURE WITH PRESERVED EJECTION FRACTION**

Symposium

Chairperson(s): B. Pieske (Berlin, DE); M.F. Piepoli (Piacenza, IT)

- 11:00 **Cardiac and non-cardiac causes of suspected HFpEF.** 1328  
– O.A. Smiseth (Oslo, NO)
- 11:22 **Treatment options for HFpEF that failed: what went wrong?** 1329  
– W.J. Paulus (Amsterdam, NL)
- 11:45 **Symptoms and exercise intolerance in HFpEF: role of the skeletal muscle.** 1330  
– F. Edelmann (Berlin, DE)
- 12:07 **Need for treatment of comorbidities in HFpEF.** 1331  
– S. Von Haehling (Göttingen, DE)

11:00–12:30 | Tallinn - Village 8

**CHALLENGES OF END-STAGE HEART FAILURE**

Symposium

**Joint with the American College of Cardiology**

Chairperson(s): M.N. Walsh (Indianapolis, US); F.J. Pinto (Lisbon, PT)

- 11:00 **Heart failure: scope of the problem.** 1332  
– C. O'Connor (Durham, US)
- 11:22 **Biomarkers to guide evidence - based therapy.** 1333  
– A. Cohen-Solal (Paris, FR)
- 11:45 **Apoptosis in heart failure: what imaging reveals.** 1334  
– J. Narula (New York, US)
- 12:07 **Surgical options for older patients.** 1335  
– V. Falk (Berlin, DE)

11:00–12:30 | Prague - Village 9

**TREATMENT CHALLENGES IN ADULTS WITH CONGENITAL HEART DISEASE AND PULMONARY HYPERTENSION**

Meet the Experts



Chairperson(s): W. Budts (Leuven, BE); B.J.M. Mulder (Amsterdam, NL)

- 11:00 **Treatment challenges in adults with congenital heart disease and pulmonary hypertension - Introduction to the session.** 1336  
– W. Budts (Leuven, BE)
- 11:05 **A patient with a shunt lesion and PAH: to close or not to close?** 1337  
– D. Bonnet (Paris, FR)
- 11:15 **A patient with a shunt lesion and PAH: to close or not to close? Panel discussion and questions from the audience.** 1338  
– M. Chessa (San Donato Milanese, IT), G.P. Diller (Münster, DE), M. Schwerzmann (Bern, CH)
- 11:30 **An Eisenmenger patient on Bosentan therapy presenting with clinical deterioration: what to do?** 1339  
– I.M. Lang (Vienna, AT)
- 11:40 **An Eisenmenger patient on Bosentan therapy presenting with clinical deterioration: what to do? Panel discussion and questions from the audience.** 1340  
– M. Chessa (San Donato Milanese, IT), G.P. Diller (Münster, DE), M. Schwerzmann (Bern, CH)
- 11:55 **A pregnant patient with CHD and PAH: how to manage?** 1341  
– F. Bauer (Rouen, FR)
- 12:05 **A pregnant patient with CHD and PAH: how to manage? Panel discussion and questions from the audience.** 1342  
– M. Chessa (San Donato Milanese, IT), G.P. Diller (Münster, DE), M. Schwerzmann (Bern, CH)
- 12:20 **Treatment challenges in adults with congenital heart disease and pulmonary hypertension - Take home message.** 1343  
– B.J.M. Mulder (Amsterdam, NL)



11:00–12:30 | Vienne - Village 9

RISK STRATIFICATION IN HYPERTROPHIC CARDIOMYOPATHY		Advances in Science
Chairperson(s): W.J. McKenna (London, UK); L. Monserrat (A Coruña, ES)		
11:00	<b>State of the Art in risk stratification in hypertrophic cardiomyopathy.</b>	1344
	– P. Spirito (Genoa, IT)	
11:18	<b>Long-term outcomes after medical therapy, alcohol septal ablation, and myectomy in patients with hypertrophic obstructive cardiomyopathy.</b>	1345
	– S.S. Zhai, Y.J. Yang, C.M. Fan, S.B. Qiao, S.Y. Wang, Y.H. Song, J.S. Yuan, S.J. You, X.Y. Guo, S.Y. An, Z.M. Wang, F.J. Duan, Y.S. Li (Beijing, CN)	
11:36	<b>Association of global extracellular volume and late gadolinium enhancement with the estimated 5 year risk of sudden cardiac death according to HCM risk-SCD score in hypertrophic cardiomyopathy.</b>	1346
	– J. Muench, M. Avanesov, J.M. Weinrich, L. Well, E. Tahir, U.K. Radunski, S. Bohnen, K. Muellerleile, S. Blankenberg, G. Adam, G. Lund, M. Patten (Hamburg, DE)	
11:54	<b>Comparison of linear versus cubic assessment of left atrial size in the prediction of atrial fibrillation development in hypertrophic cardiomyopathy.</b>	1347
	– A. Giamundo, G. Canciello, A. Rapacciuolo, F. Musella, G. Savarese, T. Strisciuglio, F. Pacelli, E. Stabile, R. Izzo, B. Trimarco, M.A. Losi (Naples, IT)	
12:12	<b>Future direction for research in sudden death prediction in hypertrophic cardiomyopathy.</b>	1348
	– P.M. Elliott (London, UK)	

11:00–12:30 | Zagreb - Village 9

CARDIAC ANATOMY FOR INTERVENTIONAL CARDIOLOGISTS		Cardiac Anatomy and Pathology Live
Chairperson(s): S. Ernst (London, UK); S. Rizzo (Padua, IT)		
11:00	<b>Live video demonstration.</b>	1349
	– S.Y. Ho (London, UK)	
11:45	<b>Hands-on specimen demonstration.</b>	1350

## 11:00–12:30 | Agora 1 - Poster Area

## NEW TRENDS IN ANTITHROMBOTIC THERAPY FOR ATRIAL FIBRILLATION

## Rapid Fire Abstract

Chairperson(s): A. Cohen (Paris, FR); R. De Caterina (Chieti, IT)

- 11:00 **Real world persistence, adherence and switch-over across anticoagulants in atrial fibrillation-a national population-based study.** 1351  
– A. Banerjee, J. Burnell, R. Ryan, T. Marshall, C. Sutton (London, Preston and Birmingham, UK)
- 11:09 **Patients with atrial fibrillation and history of falls are at high risk for bleeding but have less bleeding with apixaban than warfarin: results from the ARISTOTLE trial.** 1352  
– P. Rao, J.H. Alexander, D. Wojdyla, D. Atar, E.M. Hylek, M. Hanna, A. Parkhomenko, D. Vinereanu, L. Wallentin, R.D. Lopes, B.J. Gersh, C.B. Granger (Durham, Boston, Princeton and Rochester, US; Oslo, NO; Kiev, UA; Bucharest, RO; Uppsala, SE)
- 11:18 **Efficacy and safety of apixaban versus warfarin in patients with atrial fibrillation and active cancer: insights from the ARISTOTLE trial.** 1353  
– C. Melloni, A. Dunning, C.B. Granger, L. Thomas, M. Khouri, D.A. Garcia, E.M. Hylek, L. Wallentin, B.J. Gersh, P.S. Douglas, J.H. Alexander, R.D. Lopes (Durham, Seattle, Boston and Rochester, US; Uppsala, SE)
- 11:36 **Linking intrinsic factor X activity, a biologically relevant pharmacodynamic marker, to edoxaban plasma concentration and clinical outcomes in the ENGAGE AF-TIMI 48 trial.** 1354  
– O. Yin, R. Miller, C.T. Ruff, D. Morrow, E.M. Antman, M. Mercuri, E. Braunwald, R.P. Giugliano, K. Truitt (Edison and Boston, US)
- 11:45 **Direct oral anticoagulants in atrial fibrillation patients undergoing cardioversion. Nationwide multicentre study.** 1355  
– S. Itainen, M. Lehto, T. Vasankari, P. Mustonen, M. Kotamaki, A. Numminen, J. Hartikainen, J. Airaksinen (Helsinki, Turku, Jyväskylä and Kuopio, FI)
- 11:54 **When should we start thromboprophylaxis? The stroke risk threshold discrepancy between European and U.S. guidelines for atrial fibrillation.** 1356  
– P.B. Nielsen, T.B. Larsen, F. Skjoeth, T.F. Overvad, G.Y.H. Lip (Aalborg, DK; Birmingham, UK)
- 12:03 **Contemporary results from EHR study of real-world bleeding risk among elderly and overall non-valvular atrial fibrillation patients prescribed apixaban, dabigatran, rivaroxaban and warfarin.** 1357  
– I. Lin, C. Masseria, J. Mardekian, S. Park, R. Horblyuk, S. Kamble, M. Hamilton, Y. Abdulsattar, W. Petkun, J. Menzin, G.Y.H. Lip (Waltham, New York and King of Prussia, US; Birmingham, UK)
- 12:12 **Eligibility criteria for non-vitamin K antagonist oral anticoagulants in patients with atrial fibrillation in the real world.** 1358  
– J.B. Augusto, M. Borges Santos, D. Roque, M. Silva, J. Castro, J. Sala, A. Faustino, M. Branco, J. Morais, C. Morais (Amadora and Cascais, PT)
- 12:21 **Changes of oral anticoagulation in elective cardioversion - results from a European cardioversion registry.** 1359  
– J. Papp, E. Zima, R. Bover, R. Karaliute, A. Rossi, C. Szymanski, R. Troccoli, J. Schneider, M.W. Fagerland, J.A. Camm, D. Atar (Budapest, HU; Madrid, ES; Kaunas, LT; Pisa and Bari, IT; Amiens, FR; Berlin, DE; Oslo, NO; London, UK)

11:00–12:30 | Agora 2 - Poster Area

<b>CARDIOGENIC SHOCK: MECHANICAL INTERVENTIONS AND OUTCOMES</b>		<b>Rapid Fire Abstract</b>
Chairperson(s): J. Stepinska (Warsaw, PL); D. Zahger (Beer Sheva, IL)		
11:00	<b>Application of a simplified risk score derived from cardshock score for prognostic stratification in patients with cardiogenic shock.</b>	<b>1360</b>
– I. Battistoni, M. Marini, L. Angelini, M. Francioni, A. Gili, S. Moretti, G.P. Perna (Ancona, IT)		
11:09	<b>Shock index as predictor of hospital mortality - better than systolic blood pressure?</b>	<b>1361</b>
– S. Aguiar Rosa, A.T. Timoeto, M. Afonso Nogueira, R. Cruz Ferreira (Lisbon, PT)		
11:18	<b>The effect of vasopressor agents in the treatment of cardiovascular shock: results from the JCS shock registry.</b>	<b>1362</b>
– T. Yagi, E. Tachibana, Y. Ueki, K. Sakamoto, H. Imamura, T. Miyamoto, H. Takahashi, H. Hanada, N. Yonemoto, S. Tani, N. Matsumoto, K. Nagao, A. Hirayama (Kawaguchi, Matsumoto, Fukuoka, Tokyo, Muroran and Hiroasaki, JP)		
11:27	<b>A paradigm shift in critical care cardiology: impact of a multidisciplinary approach to mechanically ventilated patients in the cardiovascular intensive care unit.</b>	<b>1363</b>
– K. Kapoor, G.K. Thomas, A. Chaudhry, S. Devabhakthuni, J.S. Pollock, G. Netzer, M.T. McCurdy (Baltimore, US)		
11:36	<b>Is complete myocardial revascularisation associated with a better prognosis in cardiogenic shock complicating ST-elevation myocardial infarction? Insight from a prospective multi-centric registry.</b>	<b>1364</b>
– G. Leurent, R. Garlantezec, V. Auffret, M. Gilard, R. Delaunay, P. Druelles, E. Bot, E. Filippi, G. Rouault, D. Saouli, J.P. Hacoet, H. Le Breton (Rennes, Brest, Saint-Brieuc, Vannes, Quimper, Saint-Malo and Lorient, FR)		
11:45	<b>Management and outcome of patients with cardiogenic shock complicating acute ST-elevation myocardial infarction in actual clinical practice: How important is a successful revascularisation?</b>	<b>1365</b>
– T. Backhaus, H. Wienbergen, A. Fach, J. Schmucker, E. Fiehn, D. Garstka, S. Buenger, R. Hambrecht (Bremen, DE)		
11:54	<b>Cardiogenic shock: efficacy and safety of impella 2,5 vs. impella cp device in 57 patients.</b>	<b>1366</b>
– A. Richter, J. Traser, K. Karatolios, U. Luesebrink, A. Schaefer, J. Bauersachs, B. Schieffer (Marburg and Hannover, DE)		
12:03	<b>Biventricular support with Impella microaxial flow pump and veno-arterial extracorporeal membrane oxygenation in patients with refractory cardiogenic shock.</b>	<b>1367</b>
– K. Karatolios, G. Chatzis, B. Markus, U. Luesebrink, A. Richter, M. Schoppet, B. Schieffer (Marburg, DE)		
12:12	<b>Early acute renal tubular damage during decongestive therapy of acute decompensated heart failure.</b>	<b>1368</b>
– E. Amosova, A. Bezrodny, I. Gorda, A. Sablin, N. Melnychenko, S. Bogdan, O. Hodakivska, G. Mostbauer, I. Kovaleva, P. Lazarev, I. Prudkiy, I. Katsytadze, Y. Sychenko, O. Vasilenko, K. Chernyaeva (Kiev, UA)		
12:21	<b>Impact of hypoxic hepatitis on mortality in patients undergoing extracorporeal membrane oxygenation following cardiovascular surgery.</b>	<b>1369</b>
– K. Distelmaier, C. Roth, L. Schrutka, C. Binder, G. Heinz, I.M. Lang, G. Maurer, H. Koinig, D. Wiedemann, T. Fleck, B. Steinlechner, A. Niessner, G. Gollasch (Vienna, AT)		

08:30–12:30 | Best poster screen - Poster Area

**BEST POSTERS SESSION 2**

**Best Posters**

**Discussant intervention 10:05–10:55**

Best Posters are on display from 08:30 to 12:30 on the Best Poster plasma screen of the related topic. During the viewing time (10:05–10:55), a discussant will visit the presenters to animate discussions, the screen will be shared in 4 parts and each poster will take, in turns, full screen to allow time for Poster discussion.

**BEST POSTERS IN VALVULAR HEART DISEASES AND PULMONARY HYPERTENSION**

- Discussant: Best Posters in valvular heart diseases and pulmonary hypertension.** P1370  
– E. Picano (Pisa, IT)
- Echocardiography and positron emission tomography/computed tomography with 18F-FDG in the diagnosis of infective endocarditis: which is better?** P1371  
– C. Sanchez Enrique, I. Vilacosta, C. Olmos, A. Jimenez-Ballve, D. Vivas, M.J. Perez-Castejon, C. Ferrera, G. Tirado-Conte, L. Perez De Isla, J.A. De Agustin, J.L. Carreras-Delgado (Madrid, ES)
- The predictive value of pre-operative left ventricular GLS on post-operative left ventricular systolic dysfunction in patients undergoing mitral valve repair for primary severe mitral regurgitation.** P1372  
– S. Chun, J. Lambert, A. Woo, T. David, P. Thavendiranathan (Toronto, CA)
- Feasibility of focused cardiac ultrasound by non-expert operators as a strategy for a rheumatic heart disease screening programme.** P1373  
– J. Hardie, B. Goodman, N. Khan, A. Barasa, M. Ngunga, R. Jutley (London, UK; Nairobi, KE)
- Significance of three-dimensional echocardiographic right ventricular parameters for prediction of clinical outcomes in patients with pulmonary hypertension.** P1374  
– M. Murata, T.K. Kawakami, M.K. Kataoka, Y.M. Minakata, J.E. Endo, H.T. Tsuruta, Y.I. Itabashi, K.F. Fukuda (Tokyo, JP)

**BEST POSTERS IN GENETICS IN HYPERTENSION**

- Discussant: Best Posters in genetics in hypertension.** P1375  
– M. Tomaszewski (Manchester, UK)
- Dipping profile and single nucleotide polymorphisms in patients with coronary heart disease.** P1376  
– M. Wirtwein, O. Mellander, M. Sjogren, M. Hoffmann, K. Narkiewicz, M. Gruchala, W. Sobiczewski (Gdansk, PL; Malmö, SE)
- Association of genetic variants with hypertension in a longitudinal population-based genetic epidemiological study.** P1377  
– T. Sumi, M. Oguri, T. Fujimaki, H. Horibe, K. Kato, T. Murohara, K. Matsui, I. Takeuchi, Y. Yamada (Kasugai, Inabe, Tajimi, Nagoya and Tsu, JP)
- Methyl donor deficiency during gestation and lactation produces hypertension in rats subsequently exposed to high fat diet.** P1378  
– Z. Li, A. Bison, I. Elamouri, B. Beck, G. Pourie, A. Bressenot, A. Mohamadi, P. Lacolley, R. Umoret, J.L. Gueant, R.M. Gueant-Rodriguez (Vandoeuvre-lès-Nancy, FR)
- The study of aldosterone synthase gene polymorphism in essential arterial hypertension with and without concomitant metabolic syndrome.** P1379  
– V. Bondar, K. Chernyshova (Odessa, UA)

**BEST POSTERS IN CORONARY ASSESSMENT**

- Discussant: Best Posters in coronary assessment.** P1380  
– J. Honye (Yokohama, JP)
- Novel physiological assessment of coronary artery stenosis by intraluminal blood speckle intensity on intravascular ultrasound.** P1381  
– Y. Saito, H. Kitahara, T. Nakayama, Y. Fujimoto, Y. Kobayashi (Chiba, JP)
- Relation between lipid lowering therapy and plaque progression based on 10-year framingham risk score: an optical coherence tomography study.** P1382  
– Y.C. Zhu, G.H. Zheng, S.N. Hu, H.B. Jia, J.N. Dai, L.L. Li, C. Wang, A. Afolabi, I. Mustafina, J.B. Hou, S.S. Zhang, B. Yu, I.K. Jang (Harbin, CN; Boston, US)
- Physiological severity of coronary artery stenosis depends on the amount of myocardial mass subtended by the coronary artery.** P1383  
– J.-H. Choi, H.-Y. Kim, J.-H. Doh, H.-S. Lim, C.-W. Nam, E.-S. Shin, B.-K. Koo, S.-M. Kim, H.-C. Gwon, S.-J. Tahk (Seoul, Jeju, Ilsan, Suwon, Daegu and Ulsan, KR)
- Quantification of coronary plaque burden by optical coherence tomography: implementation of a novel, computational algorithm during re-angiography following elective stent implantation.** P1384  
– S. Otto, K. Nitsche, J. Gassdorf, A. Kryvanos, J.L. Gutierrez-Chico, B. Goebel, P.C. Schulze, H.R. Figulla, T.C. Poerner (Jena, Mannheim and Frankfurt, DE)

**BEST POSTERS IN RISK ASSESSMENT OF THROMBOEMBOLIC EVENTS IN ATRIAL FIBRILLATION**

<b>Discussant: Best Posters in risk assessment of thromboembolic events in atrial fibrillation.</b> – J. Oldgren (Uppsala, SE)	<b>P1385</b>
<b>Left atrial appendage thrombi formation in patients with non-valvular atrial fibrillation during anticoagulation therapy.</b> – M. Kawabata, M. Goya, T. Sasaki, S. Maeda, S. Shirai, T. Nishimura, T. Yoshitake, S. Shiohira, M. Isobe, K. Hirao (Tokyo, JP)	<b>P1386</b>
<b>A new modified risk score performs better than CHADS-VASC scores.</b> – M. Haim, M. Hoshen, O. Reges, Y. Arnsan, M. Leibowitz (Beer Sheva and Tel Aviv, IL)	<b>P1387</b>
<b>Relationship of the extent of left atrial electroanatomical substrate and risk of thromboembolic events in patients with atrial fibrillation.</b> – S. Orshanskaya, E.N. Mikhaylov, L.A. Belyakova, D.S. Lebedev (St. Petersburg, RU)	<b>P1388</b>
<b>Does renal impairment affect the predictive value of the CHA2DS2VASc score for stroke risk assessment in patients with atrial fibrillation?</b> – L. Fauchier, J.M. Halimi, D. Angoulvant, P. Vourc'h, C. Andres, A. Bisson, N. Clementy, D. Babuty, G.Y.H. Lip (Tours, FR; Birmingham, UK)	<b>P1389</b>

**BEST POSTERS IN DEVELOPMENT AND CARDIAC PATHOLOGY**

<b>Discussant: Best Posters in development and cardiac pathology.</b> – C. Basso (Padua, IT)	<b>P1390</b>
<b>Development of coronary artery anomaly in mice lacking POFUT1 causes sudden cardiac death and spontaneous myocardial infarction.</b> – B. Zhou, Y. Wang, B. Wu, Z. Zhuang, D. Sharp, P. Stanely (New York and New Haven, US)	<b>P1391</b>
<b>miR-103/107 controls heart positioning and morphogenesis by regulating left-right identity.</b> – J. Heigwer, J. Kutzner, H.A. Katus, D. Hassel (Heidelberg, DE)	<b>P1392</b>
<b>Patient-specific HLHS iPS model revealed a significant dysregulation of first heart field cardiac transcription factors during in vitro differentiation.</b> – M. Dressen, S. Laue, A. Goedel, H. Lahm, K. Wolf, J. Cleuziou, P. Schoen, S. Doppler, M.-A. Deutsch, I. My, L.-S. Pane, R. Lange, A. Moretti, K.-L. Laugwitz, M. Krane (Munich, DE)	<b>P1393</b>
<b>Autophagy and inflammation in idiopathic dilated cardiomyopathy.</b> – A. Caragnano, A. Aleksova, N. Finato, G. Sinagra, U. Livi, S. Sponga, D. Cesselli, A.P. Beltrami (Udine and Trieste, IT)	<b>P1394</b>

**BEST POSTERS IN HOT TOPICS IN HEART FAILURE 1**

<b>Discussant: Best Posters in hot topics in heart failure 1.</b> – J.-N. Trochu (Nantes, FR)	<b>P1395</b>
<b>Mortality after revascularization in patients with reduced ejection fraction: a comprehensive meta analysis of 13,286 patients comparing CABG vs PCI vs OMT.</b> – D. Dimitroulis, G. Wolff, M. Kolodziejczak, M. Brockmeyer, D.D. Kereiakes, E.P. Navarese (Düsseldorf, DE; Bydgoszcz, PL; Cincinnati, US)	<b>P1396</b>
<b>Aortic root remodeling as a useful clinical predictor for diastolic dysfunction and abnormally high N-terminal B-type natriuretic peptide in a large Asian population.</b> – L. Y.-M. Liu, Y.H. Lai, C.I. Lo, W.R. Lan, K.T. Sung, T.C. Hung, J.Y. Kuo, C.J.Y. Hou, H.I. Yeh, C.L. Hung (Hsin-Chu and Taipei, TW)	<b>P1397</b>
<b>Cardiac progenitor cell therapy in right heart failure with preserved ejection fraction.</b> – D. Ousaka, T. Goto, S. Ishigami, K. Hirai, S. Takahashi, S. Ohtsuki, S. Kasahara, S. Sano, H. Oh (Okayama, JP)	<b>P1398</b>
<b>Evidence based medication use is highly predictive of survival in heart failure patients in Africa, Asia, the Middle East and South America: the INTERCHF Study.</b> – H. Dokainish, K. Teo, S. Yusuf (Hamilton, CA)	<b>P1399</b>

**BEST POSTERS IN DIET AND ACTIVITY: GETTING THE BALANCE RIGHT**

<b>Discussant: Best Posters in diet and activity: getting the balance right.</b> – J.E. Deanfield (London, UK)	<b>P1400</b>
<b>Reduced coronary flow reserve in coronary arteries without stenosis: impact of various hemodynamic and clinical parameters.</b> – G. G Toth, J. Adjedi, M. Pellicano, G. Di Gioia, E. Barbato, B. De Bruyne (Graz, AT; Aalst, BE; Naples, IT)	<b>P1401</b>
<b>Efficacy of walking as a lifestyle modification approach for childhood obesity. A randomized controlled trial.</b> – M. Yoshinaga, H. Ogata, M. Aoki, Y. Ito, T. Hamajima, A. Miyazaki, M. Tokuda, L. Lin, H. Horigome, H. Takahashi, M. Nagashima (Kagoshima, Wako, Fukuoka, Kitami, Ohfu, Fushiki, Amagasaki, Tsukuba, Fukushima and Nagoya, JP)	<b>P1402</b>
<b>Preterm cardiac development: fetal and neonatal echocardiography reveals that differences in cardiac ventricular mass and function develop in early postnatal life.</b> – C.Y.L. Aye, R. Upton, E.F. Davis, E.O. Ohuma, H. Boardman, A.T. Papageorgiou, S. Adwani, K. McCormick, A.J. Lewandowski, P. Leeson (Oxford, UK)	<b>P1403</b>

**Prognostic significance of nutritional status for cardiovascular outcome in patients with stable coronary artery disease. P1404**

- A. Kunitamura, H. Ishii, K. Harada, K. Hirayama, Y. Shibara, K. Kawashima, Y. Tatami, T. Kawamiya, D. Yamamoto, S. Suzuki, T. Amano, T. Murohara (Nagoya, JP)

**BEST POSTERS IN MITRAL VALVE INTERVENTIONS**

**Discussant: Best Posters in mitral valve interventions. P1405**

- To be announced

**Potential candidates to percutaneous therapies on the mitral valve after transcatheter aortic valve implantation: a computed tomography-based multicentre study. P1406**

- I.J. Amat Santos, J. Castrodeza, L. Nombela-Franco, A.J. Munoz-Garcia, E. Gutierrez-Ibanes, J.M. De La Torre, J.G. Cordoba-Soriano, J.M. Hernandez-Garcia, A. Gonzalez-Mansilla, C. Cortes, I. Morquecho, F. Islas, A. Revilla, A. Puerto, J.A. San Roman (Valladolid, Madrid, Málaga, Santander and Albacete, ES)

**Impact of frailty on short-term outcome in patients undergoing percutaneous edge-to-edge mitral valve repair. P1407**

- R. Pfister, M. Scherner, G. Michels, S. Baldus, V. Rudolph, C. Metzke (Cologne, DE)

**Tricuspid regurgitation is a predictor of mortality after successful MitraClip. P1408**

- E. Yzeiraj, K. Bijuklic, J. Sofias, C. Tiburtius, N. Trautmann, F.C. Riess, J. Schofer (Hamburg, DE)

**Effects of transcatheter mitral valve repair on BNP, left atrial function and LV performance: how to define response? P1409**

- S.E. Van Wijngaarden, V. Kamperidis, I. Al Amri, F. Van Der Kley, M.J. Schaliij, N. Ajmone Marsan, J.J. Bax, V. Delgado (Leiden, NL)

**BEST POSTERS IN STABLE CORONARY ARTERY DISEASE**

**Discussant: Best Posters in stable coronary artery disease. P1410**

- F.W.A. Verheugt (Amsterdam, NL)

**Subclinical left ventricular dysfunction in microvascular coronary dysfunction is not altered by short-term late Na channel inhibition: novel insight from myocardial feature tracking. P1411**

- M. Nelson, J. Shaw, B. Sharif, G. Cook-Wiens, J. Wei, C. Shufelt, P.K. Mehta, L.E.J. Thomson, D.S. Berman, R.B. Thompson, E.M. Handberg, C.J. Pepine, D. Li, C.N. Bairey Merz (Arlington, Los Angeles and Gainesville, US)

**Additional prognostic value of non-invasive coronary flow velocity reserve during exercise echocardiography. 3-year outcomes. P1412**

- A. Zagatina, N. Zhuravskaya (St. Petersburg, RU)

**Five-year clinical outcomes after drug eluting stent implantation following rotational atherectomy for left main bifurcation lesions: one-stent versus two-stent technique. P1413**

- Y. Fuku, K. Kadota, M. Ohya, M. Toyofuku, H. Higami, K. Nishida, T. Tada, K. Yamaji, K. Ando, H. Sakamoto, T. Tamura, K. Kawai, T. Morimoto, T. Kimura (Kurashiki, Wakayama, Kyoto, Kochi, Shizuoka, Kokura and Nishinomiya, JP)

**Clinical outcome of patients with stable angina and severe lesion calcification treated with newer generation durable polymer-coated drug-eluting stents: implications for heart team discussions? P1414**

- J. Huisman, L.C. Van Der Heijden, M.M. Kok, M.M. Lowik, P.W. Danse, G.A.J. Jessurun, K.G. Van Houwelingen, M.G. Stoel, R.W.M. Hautvast, M.J. Ijzerman, C.J. Doggen, C. Von Birgelen (Enschede, Arnhem, Emmen and Alkmaar, NL)

Posters are on display from 08:30 to 12:30. Presenters will be by their poster during the coffee break between 10:00 and 11:00 for posters viewing time.

**ECHO-DOPPLER – OTHER**

- Right ventricular pattern measured by 2D speckle tracking to identify AL-cardiac amyloidosis.** P1415  
 – J. Vazquez Lopez-Ibor, V. Monivas Palomero, S. Mingo Santos, A. Durante Lopez, J.M. Solano-Lopez Morel, I. Sayago Silva, F.J. Hernandez Perez, M. Gomez Bueno, M.A. Cavero Gibanel, J. Segovia Cubero (Madrid, ES)
- Determinants of left ventricular hypertrophy apart from hypertension.** P1416  
 – E. Chatzistamatiou, G. Moustakas, K. Trachanas, D. Konstantinidis, C. Danelatos, E. Paschalidis, A. Feretou, I. Mpampatseva-Vagena, A. Androulakis, A. Avgeropoulou, I. Kallikazaros (Athens, GR)
- Assessment of left ventricular systolic function and torsion at 3 myocardial layers in hypertension by real-time three-dimensional speckle tracking echocardiography with high volume rates.** P1417  
 – T. Yoshizane, M. Kawasaki, R. Tanaka, S. Minatoguchi, T. Watanabe, M. Saeki, M. Nagaya, N. Sato, K. Amano, S. Abe, K. Ono, T. Noda, H. Ohashi, S. Watanabe, S. Minatoguchi (Gifu, JP)
- Association of reduced endothelial glycocalyx thickness with abnormal aortic elastic properties and myocardial deformation in psoriasis.** P1418  
 – I. Ikonomidis, G. Makavos, M. Varoudi, D. Vlastos, A. Frogoudaki, A.R. Vrettou, G. Pavlidis, S. Vlachos, D. Mpenas, E. Papadavid, K. Theodoropoulos, K. Diamanti, D. Rigopoulos, J. Lekakis (Athens, GR)
- The association between Doppler indices of left ventricular diastolic function and left atrial volume by cardiac magnetic resonance imaging.** P1419  
 – E. Barasch, J. Cao, D. Alexandru, L. Wang, J. Conroy, M. Passick, L. Duncanson, F. Petillo, S. Pollack, N. Reichek (Roslyn, US)
- Interest of a combinatory approach based on traditional LV dyssynchrony parameters and cardiac work estimated by pressure-strain loop curves for the prediction of CRT response.** P1420  
 – E. Galli, C. Leclercq, M. Fournet, A. Bernard, P. Mabo, E. Samset, A. Hernandez, E. Donal (Rennes and Tours, FR; Oslo, NO)
- Prognostic value of right ventricular global longitudinal strain in patients with non-ischemic dilated cardiomyopathy.** P1421  
 – T. Onishi, Y. Tukishiro, H. Kawai (Himeji, JP)
- Does metabolic syndrome without hypertension affect left ventricular geometry?** P1422  
 – M. El Tahlavi, M. Al-Daydamony (Zagazig, EG)
- Evaluation of left ventricular performance in hypertensive patients by speckle tracking echocardiography: correlation with brain natriuretic peptide.** P1423  
 – W. Hamed, M.F.N. Noamany, M.A.S. Soliman (Shebeen El-Kom, EG)
- Diagnostic and prognostic role of the myocardial deformation analysis in heart failure.** P1424  
 – M. Martinez-Marin, C. Josa-Laorden, I. Lacambra-Blasco, J. Rubio-Gracia, V. Garces-Horna, I. Gimenez-Lopez, M. Sanchez-Marteles, F. Ruiz-Laiglesia, P. Samperiz-Legarre, I. Torres-Courchoud, B. Amores-Arriaga, R. Martinez-Marin, J.F. Cueva-Recalde, J. Gayan-Ordas, J.I. Perez-Calvo (Zaragoza, ES; Manchester, UK)
- Autonomic dysfunction and left ventricular hypertrophy among patients with end-stage renal disease receiving hemodialysis.** P1425  
 – T.T.L. Lin, C.C.W. Wu, W.S.Y. Yang, L.Y.L. Lin (Hsin-Chu and Taipei, TW)
- Mechanical resynchronization by cardiac resynchronization therapy augments early diastolic intraventricular pressure gradient and improves energy efficiency.** P1426  
 – M.Y. Yamamoto, Y.S. Seo, T.M. Machino, T.I. Ishizu, K.A. Aonuma (Tsukuba, JP)
- Effects of age on left ventricular diastolic function.** P1427  
 – J. Pyszko, J. Vaclavik, T. Vaclavik, E. Kocianova, A. Smekal, M. Kamasova, M. Lazarova, M. Hutrya, D. Vindis (Olomouc and Prague, CZ)
- Normal ranges of right atrial strain: a systematic review and meta-analysis.** P1428  
 – C. Krittanawong, A. Tunhasriwet, Z. Wang, A. Farrell, C. Pislaru, S.V. Pislaru, P.A. Pellikka, G.C. Kane (Rochester, US)
- The incremental value of serial echocardiography in risk assessment of patients with paroxysmal atrial fibrillation.** P1429  
 – M. Leung, P.J. Van Rosendaal, M.V. Regeer, S.E. Van Wijngaarden, N. Ajmone Marsan, V. Delgado, J.J. Bax (Leiden, NL)
- Left ventricular twist cannot predict the future clinical events in successfully reperfused patients with ST-segment elevation myocardial infarction.** P1430  
 – H.-M. Choi, C.H. Kim, M.J. Cha, Y.E. Yoon, J.J. Park, T.J. Youn, I.H. Chae, G.Y. Cho (Seongnam, KR)
- Echocardiography in patients with a first episode of pulmonary embolism at baseline and 1 year follow-up: insights from the evaluation of long-term outcomes after pulmonary emboli (ELOPE) study.** P1431  
 – A. Shimony, L.G. Rudski, A. Hirsch, A. Akaberi M Beddaoui, D. Anderson, P.S. Wells, M. Rodger, S. Solyomoss, M.J. Kovacs, C. Dennie, W.H. Geerts, P. Hernandez, S. Aaron, J.T. Granton, S.R. Kahn (Beer Sheva, IL; Montreal, Halifax, Ottawa, London and Toronto, CA)
- Left ventricular peak strain and strain rate during systole assessed by speckle tracking echocardiography are load-dependent indices of systolic function.** P1432  
 – H. Sato, M. Kawasaki, R. Tanaka, T. Hayano, C. Ueno, A. Takai, R. Kishi, T. Kariya, K. Nagata, K. Goto, S. Sawada, H. Takatsu, S. Minatoguchi (Gifu, JP)

- Assessment of atrial conduction time in patients with sarcoidosis.** P1433  
 – M.G. Kaya, H. Buyukoglan (Kayseri, TR)
- How is endothelial dysfunction different between patients with organic coronary artery disease and vasospastic angina?** P1434  
 – H. Teragawa, Y. Fujii, Y. Uchimura, T. Ueda (Hiroshima, JP)
- Atrial strain measurement: comparison between the two methods.** P1435  
 – M. Cameli, E. Iardino, F. Loiacono, M. Focardi, F. D'Ascenzi, S. Mondillo (Siena, IT)
- Determinants of the right atrial mechanics in systemic sclerosis.** P1436  
 – A.B. Nogradi, L. Porcsa, T. Minier, L. Czirkak, A. Komocsi, R. Faludi (Pécs, HU)
- Liver stiffness by shear wave elastography, new noninvasive and quantitative tool for acute variation estimation of central venous pressure in real-time?** P1437  
 – O. Villemain, F. Sedefane, S. Malekzadeh-Milani, J. Baranger, D. Bonnet, Y. Boudjemline (Paris, FR)
- Left atrial strain derived from 2D speckle tracking echocardiography predicts cardiovascular events and mortality: a 4-year follow-up study.** P1438  
 – H. Kato, S. Kubota, T. Goto, T. Haba, M. Yamamoto (Fukui, JP)
- TAPSE: a novel prognostic marker in community-acquired pneumonia.** P1439  
 – F. Sungur Biteker, O. Basaran, V. Dogan, S. Dirgen Caylak, B. Yildirim, H. Sozen (Mugla, TR)
- The association among microalbuminemia, left atrial remodeling and subclinical mechanical dysfunction in asymptomatic individuals.** P1440  
 – K.T. Sung, Y.H. Lai, C.I. Lo, T.C. Hung, J.Y. Kuo, J.Y. Huo, H.I. Yeh, C.L. Hung (Taipei, TW)
- Use of Doppler echocardiography for spatial identification of a multipurpose steerable intracardiac catheter sheath featuring an acoustically active tip.** P1441  
 – M. Belohlavek, M. Katayama, D. Zarbatany, M. Fatemi (Scottsdale, Arizona, Laguna Niguel and Rochester, US)
- Prevalence and correlates of new-onset left ventricular geometric abnormalities in a general population.** P1442  
 – G. Seravalle, C. Cuspidi, L. Lonati, R. Facchetti, M. Bmbelli, S. Ravaro, D. Prata Pizzala, G. Brambilla, R. Dell'oro, C. Sala, M. Tadic, G. Mancina, G. Grassi (Milan, IT; Belgrade, RS)
- Right ventricle 2D strain derived from speckle tracking imaging might help to identify patients with pulmonary embolism at low risk.** P1443  
 – A. Etienney, S. Ederhy, Y. Ancedy, S. Lang, L. Soulat Dufour, S. Adavane Scheuble, M. Chauvet, F. Boccara, A. Cohen (Paris, FR)
- Echocardiography is useful to predict perioperative atrial fibrillation in patients undergoing coronary bypass surgery. A prospective study.** P1444  
 – B. Salerno, C. Serena, J. Magne, N. Echahidi, F. Rolle, M. Laskar, D. Mohty, V. Aboyans (Limoges, FR)
- Resting 2D speckle tracking echocardiography for the prediction of death 5 years after ST- elevation myocardial infarction.** P1445  
 – E. Szymczyk, P. Lipiec, B. Michalski, K. Szymczyk, J.D. Kasprzak (Lodz, PL)
- Left ventricular diastolic function is a determinant of the left atrial mechanics in systemic sclerosis.** P1446  
 – A. Porpaczy, A. Nogradi, M. Strenner, T. Minier, L. Czirkak, A. Komocsi, R. Faludi (Pécs, HU)
- Left atrium function: an independent predictor of clinical outcome in patients with atrial fibrillation.** P1447  
 – A. Rueda, F. Islas, C. Olmos, P. Marcos-Alberca, P. Mahia, J.A. De Agustín, M. Luaces, C. Almería, J.L. Rodrigo, J.J. Gomez De Diego, M.A. Cobos, A. Saltijeral, M.A. Garcia-Fernandez, L. Perez De Isla, C. Macaya (Madrid, ES)
- Difference in prognostic impact of E over E prime between decreased and preserved left ventricular function in patients with acute decompensated heart failure.** P1448  
 – S.Y. Jang, J.Y. Yoon, H.J. Cho, N.K. Kim, C.Y. Kim, J. Son, J.H. Roh, M.H. Bae, J.H. Lee, D.H. Yang, H.S. Park, Y. Cho, S.C. Chae (Daegu, KR)
- Strong negative correlation between estimated pulmonary artery systolic pressure and right atrial strain.** P1449  
 – H.A. Deschle, N. Casso, J. Gantesti, G. Culaciati, L. Alfie, M. Carnevalini, G. Matta, P. Ottonello, A. Amenabar, P. Urbano, M. Fernandez, A. Lopez, C. Torres Bianqui, A. Deviggiano (Buenos Aires, AR)
- ECG, ARRHYTHMIA ANALYSIS, CARDIOVASCULAR SIGNAL PROCESSING**
- T wave amplitude in lead aVR is a novel risk stratification tool for cardiac events in ischemic and non-ischemic cardiomyopathy patients with implantable cardioverter defibrillator.** P1450  
 – Y. Tanaka, T. Konno, H. Tada, T. Tsuda, K. Hayashi, T. Kaneda, T. Kato, H. Furusho, M. Takamura, M.A. Kawashiri, M. Yamagishi (Kanazawa and Komatsu, JP)
- Relation of extent and location of myocardial infarction with high R in V1 or posterior Q waves using 18-lead ECG.** P1451  
 – Y. Igarashi, T. Chikamori, S. Hida, C. Shiba, T. Saito, K. Hirose, A. Yamashina (Tokyo, JP)
- Normal limits of the electrocardiogram derived from a large database of primary care patients.** P1452  
 – D.M.F. Palhares, M.S. Marcolino, T.M.M. Santos, J.L.P. Silva, P.R. Gomes, L.B. Ribeiro, P.W. MacFarlane, A.L. Ribeiro (Belo Horizonte, BR; Glasgow, UK)
- Association between the severity of obstructive sleep apnea and very low frequency powers in frequency domain analysis of heart rate variability.** P1453  
 – A. Tamura, Y. Kawano, T. Watanabe (Oita, JP)
- Validation of strain and strain rate imaging (measured by speckle tracking) in the assessment of ischemic heart disease compared to dobutamine stress echocardiography.** P1454  
 – M.S. Eskandar, M. Abolkassem, H. Hasan Ali, S.R. Dimity (Assiut, EG)



TREATMENT OF HYPERTENSION

- Randomised double-blind placebo-controlled study of the effects of candesartan versus amlodipine treatment on capillary rarefaction in patients with essential hypertension (CAMIRA Trial).** P1455  
 – T.F. Antonios, R.P. Raghuraman, C. Carney, H. Mullahy, O. Ogunseitan, D. Wang (London and Liverpool, UK)
- Ten-year target systolic blood pressure less than 120 mmHg for more than 65 aged hypertension patients with chronic renal disease.** P1456  
 – X. Zeng, X.H. Zeng, Z.H. Liu, Y.Y. Li, X.J. Zeng, X.Y. Chen (Chengdu and Shenzhen, CN)
- Inhibition of left ventricular hypertrophy and normalization of cardiac contractile response in relation with oxidative stress in experimental hypertension.** P1457  
 – H. Gomez Llambi, M. Donato, B. Buchholz, G. Ottaviano, G. Cao, A. Muller, R. Gelpi, M. Otero-Losada, J. Milei (Buenos Aires, AR)
- Efficacy of fixed-dose combination perindopril arginine/amlodipine switched from ineffective renin-angiotensin system inhibitor based free combinations: POTENTIAL study subanalysis.** P1458  
 – M.G. Glezer (Moscow, RU)
- Pleiotropic effects of antihypertensives in genetically hypertensive rats.** P1459  
 – H. Gomez Llambi, G. Ottaviano, G. Cao, A. Muller, M. Otero-Losada, J. Milei (Buenos Aires, AR)
- Endothelium as a target organ of therapeutic effect in women with arterial hypertension with estrogen deficiency.** P1460  
 – I.S. Gomova, R.I. Stryuk, Y.V. Brytkova, O.V. Tatarinova (Moscow, RU)
- Amlodipine plasma levels and side effects in patients with arterial hypertension.** P1461  
 – E. Kocianova, J. Vaclavik, H. Janeckova, D. Friedecky, M. Kamasova, T. Vaclavik (Olomouc and Prague, CZ)
- Effectiveness of different angiotensin II receptor antagonists in hypertensive patients with type 2 diabetes mellitus and diabetic nephropathy.** P1462  
 – S. Vatinian, S. Gurgenyanyan, K. Nikoghosyan (Yerevan, AM)
- Comparison of calcium channel blockers versus angiotensin receptor blockers on the development of new-onset diabetes mellitus in hypertensive patients.** P1463  
 – S.W. Rha, B.G. Choi, S.H. Park, J.Y. Park, J.H. Ahn, Y.H. Kim, A.Y. Her, H. Li, J.K. Byun, Y. Park, S.H. Park, C.U. Choi, C.G. Park, H.S. Seo, D.J. Oh (Seoul, Cheonan, Gumi and Chuncheon, KR)
- 30 years evolution of high blood pressure and overweight/obesity rates in Brazilian adolescents 10-15 years old. The Rio de Janeiro Study I and II.** P1464  
 – F.L. Fonseca, A. Brandao, M.E.C. Magalhaes, R. Pozzan, E.M.G. Campana, B.B. Harboe, G.B. Bouzas, J.B. Bouzas, P. Spinetti, L.O. Miranda, R.G.A. Freitas, F.A. Baptista, A.P. Brandao (Rio de Janeiro, BR)
- Effect of intravitreal injection of anti-VEGF on peripheral and central blood pressures in patients with age-related macular degeneration.** P1465  
 – I. Gourgouli, C. Vlachopoulos, P. Pietri, N. Ioakeimidis, S. Spai, T. Mouxtouris, C. Stefanadis, D. Tousoulis (Athens, GR)

PERIPHERAL ARTERY DISEASE

- Prevalence of asymptomatic coronary artery disease in patients with peripheral artery disease.** P1466  
 – H. Shibata, Y. Kijima, T. Masano, R. Nagoshi, M. Takami, A. Kozuki, R. Fujiwara, R. Takeshige, S. Nakano, Y. Fukuyama, S. Kakizaki, D. Fujimoto, J. Shite (Osaka, JP)
- Association of pulse wave velocity with kidney function decline in a Chinese community-based population.** P1467  
 – F. Fan, Y. Zhang, J. Jia, Y. Huo (Beijing, CN)
- Increased carotid wall temperature and thickness in individuals with familial hyperlipidemia syndromes.** P1468  
 – S. Galanakis, K. Toutouzias, I. Koutagiari, J. Skoumas, G. Benetos, A. Rigatou, C. Aggeli, E. Siores, D. Tousoulis (Athens, GR; Bolton, UK)
- Prognostic value of ankle-brachial index according to methods of its calculation in patients undergoing coronary bypass surgery.** P1469  
 – L. Lebevici, J. Magne, I. Desormais, A. Piccardo, P. Lacroix, D. Mohty, V. Aboyans (Limoges, FR)
- Predictors of 10-year mortality differ in diabetic vs. non-diabetic patients with peripheral artery disease.** P1470  
 – T. Mueller, F. Hinterreiter, W. Poelz, M. Haltmayer, B. Dieplinger (Linz, AT)
- Intracardiac echocardiographic visualization of the aortoiliac artery; a novel endovascular method for treating chronic total occlusion of the aortoiliac artery.** P1471  
 – K. Hishikari, H. Hikita, S. Nakagama, S. Nakamura, M. Mizusawa, T. Misawa, K. Hayasaka, Y. Yamagami, K. Kojima, Y. Sagawa, S. Kimura, T. Kuwahara, A. Takahashi, T. Ashikaga, M. Isobe (Yokosuka and Tokyo, JP)
- Impact of angiography-guided wire-crossing technique under continuous infusion of saline for chronic total occlusion in peripheral artery.** P1472  
 – M. Yano, R. Shutta, H. Nakamura, Y. Matsuhira, K. Yasumura, K. Yasumoto, N. Okamoto, A. Tanaka, N. Mori, N. Makino, Y. Egami, M. Nishino, J. Tanouchi (Sakai, JP)
- Multi-territory atherosclerotic occlusive disease and carotid intima-media thickness as cardiovascular risk predictors after percutaneous angioplasty of symptomatic subclavian artery obstruction.** P1473  
 – L. Wrotniak, A. Kablak-Ziemicka, I. Karch, P. Pieniazek, A. Roslawiecka, S. Mleccko, L. Tekieli, K. Zmudka, T. Przewlocki (Krakow, PL)
- Evaluation of the claudicant by simultaneous MRI assessment of lower limb arteries and spinal cords.** P1474  
 – H. Aihara (Tsukuba, JP)

- Determinants of arterial intima and media thickness in young adults.** P1475  
 – F. Dangardt, M. Charakida, A. Rapala, S. Chiesa, D. Bhowruth, H. Nguyen, G. Davey-Smith, D. Lawlor, J.E. Deanfield (London and Bristol, UK)
- Detection of tissue haemoglobin oxygenation changes non-invasively using photo-acoustic imaging - An extrapolation to tissue oxygen consumption in ischemic skeletal muscle.** P1476  
 – P. Korpiainen, S. Tarvainen, G. Wirth, K. Makinen, T. Laitinen, S. Yla-Herttuala (Kuopio, FI)
- Evaluation of human ruptured infrarenal aorta aneurysm by new high resolution microtomography.** P1477  
 – A. Svetlikov, A.S. Zhemchugov, D.A. Kozhevnikov, V.S. Gurevich, G.A. Shelkov, G.G. Khbulava (St. Petersburg and Dubna, RU)
- Morphological and functional characteristics of the carotid plaques are not correlated: insights from positron emission tomography and microwave radiometry.** P1478  
 – I. Koutagiar, K. Toutouzas, G. Benetos, N. Planou, A. Georgakopoulos, E. Athanasiadis, S. Galanakis, M. Metaxas, G. Spyrou, P. Kafouris, D. Cokkinos, D. Tousoulis, C.D. Anagnostopoulos (Athens, GR)
- Modified-HAS-BLED score to predict major bleeding in patients with atrial fibrillation undergoing stent implantation.** P1479  
 – R. Iijima, H. Niikura, K. Yamazaki, I. Yokouchi, H. Anzai, M. Nakamura, N. Kobayashi (Tokyo, Odawara and Ota, JP)
- Incidence and predictors of long-term dual antiplatelet therapy over 3 years after drug-eluting stent implantation.** P1480  
 – O.H. Lee, Y.J. Yang, B.K. Kim, J.S. Kim, D.H. Shin, Y.G. Kim, D.H. Choi, Y.S. Jang, M.K. Hong (Seoul, KR)
- Meta-analysis of continuous warfarin therapy versus heparin bridging among patients undergoing cardiac rhythm device implantation.** P1481  
 – R. Macabeo, R.B. Natividad, H. Hipe, A. Bermudez-Delos Santos, N. Pestano, F.E. Punzalan, B. Tumanan-Mendoza (Manila, PH)
- Impact of statin therapy on carotid functional and structural characteristics in patients with familial hyperlipidemia syndromes.** P1482  
 – I. Koutagiar, K. Toutouzas, J. Skoumas, G. Benetos, S. Galanakis, A. Rigatou, C. Aggeli, E. Tsiamis, E. Siores, D. Tousoulis (Athens, GR; Bolton, UK)
- Direct thrombin inhibition in patients with severe distal occlusive peripheral arterial disease: results from a Chinese registry.** P1483  
 – F.L. Fan, H. Tian, J. Zhang, Q. Ma, Y. Meng, J. Geng, Y. Shen, Y. Zhang, A.M. Dart (Xian, CN; Melbourne, AU)
- Impact of combination method with sodium bicarbonate and ascorbic acid to prevent contrast induced nephropathy for patients with chronic kidney disease.** P1484  
 – K. Komiya, T. Ashikaga, Y. Kobayashi, S. Fukamizu, H. Sakurada (Tokyo, JP)
- Identification of patients at higher risk for myocardial injury or type 4a infarction following elective coronary artery stenting.** P1485  
 – H. Abu Sharar, S. Helfert, M. Vafaie, E. Chorianopoulos, R. Bekeredjian, H.A. Katus, E. Giannitsis (Heidelberg, DE)
- STROKE: ANTICOAGULATION, PFO CLOSURE, LAA CLOSURE**
- Transesophageal echocardiography in searching for cardiac source of embolism - review of twenty one years experience.** P1486  
 – S. Aguiar Rosa, A.T. Timoteo, L. Moura Branco, A. Galrinho, J. Abreu, L. Sousa, P. Rio, A. Viveiros Monteiro, A. Leal, R. Cruz Ferreira (Lisbon, PT)
- The left atrial appendage morphology correlates with stroke risk in patients with sinus rhythm.** P1487  
 – M. Komar, W. Plazak, B. Sobien, U. Gancarczyk, L. Tomkiewicz-Pajak, M. Olszowska, P. Podolec (Krakow, PL)
- Percutaneous left atrial appendage closure with Watchman device: results from the TRAPS registry.** P1488  
 – P. Mazzone, G. D'Angelo, D. Regazzoli, G. Molon, G. Senatore, S. Sacca', G. Canali, C. Amellone, R. Turri, P. Della Bella (Milan, Negrar-Verona, Ciriè and Mirano, IT)
- Epicardial fat thickness and free fatty acid are novel predictors of cerebral ischemic stroke associated with atrial fibrillation.** P1489  
 – B.J. Kim, K.I. Cho, J.H. Heo, T.J. Cha, H.S. Kim, S.I. Im, B.G. Yoo, M.K. Kim, K.S. Kim, M.J. Kim, S.Y. Heo, Y.S. Ha, G.I. Yoo (Busan, KR)
- Efficacy and safety of endovascular left atrial appendage closure (LAAC) in clinical routine. Short time follow-up data from the multicenter ORIGINAL registry.** P1490  
 – C. Mues, M. Christoph, R.H. Strasser, K. Ibrahim, A. Langbein, S.G. Spitzer, T. Ketteler, L. Kretzler, A. Preiszner, S. Schoen, U. Gerk, S. Schellong, M. Schwefer (Dresden, Pirmas, Aue and Riesa, DE)
- Intracardiac echocardiography for transseptal access in left atrial appendage closure.** P1491  
 – A. Hussein, W. Saliba, A. Barakat, K. Tarakji, B. Lindsay, O. Wazni (Cleveland, US)
- High incidence of occult atrial fibrillation by insertable cardiac monitor in patients with cryptogenic stroke in the territory of vertebrobasilar system.** P1492  
 – H. Makimoto, M. Kurt, M. Gliem, S. Jander, J. Schmidt, C. Blockhaus, P. Mueller, S. Gerguri, L. Clasen, C. Brinkmeyer, E. Katsianos, M. Kelm, D.I. Shin (Düsseldorf, DE)
- Paroxysmal atrial fibrillation detected by insertable loop recorders in patients with embolic transient ischemic attack of undetermined source (ETUS).** P1493  
 – N. Goetz, S. Poli, J. Dieder, F. Haertig, T. Sachse, K. Mueller, I. Mueller, C. Eick, M. Duckheim, J. Schreieck, U. Ziemann, M. Gawaz, C.S. Zuern (Tübingen, DE)
- CHA2DS2-VASC score, left atrial size and atrial fibrillation as stroke risk factors in the Tromso Study.** P1494  
 – S. Tiwari, M.L. Lochen, B.K. Jacobsen, L. Hopstock, A. Nyrnes, I. Njolstad, E.B. Mathiesen, H. Schirmer (Tromsø, NO)

<b>Recurrent stroke risk in patients with patent foramen ovale: a retrospective analysis.</b>	P1495
– L. Marques, N. Moreno, A. Pereira, R. Santos, H. Guedes, D. Seabra, C. Fraga, R. Sousa, P. Pinto (Penafiel, PT)	
<b>Left atrial appendage occlusion with minimal use of contrast dye.</b>	P1496
– A. Sedaghat, J.W. Schrickel, R. Andrie, R. Schueler, G. Nickenig, C. Hammerstingl (Bonn, DE)	
<b>New onset atrial fibrillation after percutaneous closure of Patent Foramen Ovale - predictors and prognostic impact.</b>	P1497
– L. Almeida Morais, L. De Sousa, A. Fiarresga, J.D. Martins, A.T. Timoteo, A.T. Viveiros Monteiro, F. Ferreira, J.A. Oliveira, C. Soares, A. Agapito, F. Pinto, R. Cruz Ferreira (Lisbon, PT)	
<b>Thrombus formation after left atrial appendage occlusion with the Amplatzer Amulet Device.</b>	P1498
– A. Sedaghat, R. Andrie, R. Schueler, J.W. Schrickel, G. Nickenig, C. Hammerstingl (Bonn, DE)	
<b>Increased arterial stiffness is associated with abnormal left atrial volumes and strain in patients with cryptogenic stroke: a novel pathophysiological path.</b>	P1499
– I. Ikonomidis, D. Vlastos, A. Frogoudaki, A.R. Vrettou, S. Vlachos, M. Varoudi, H. Triantafyllidi, J. Parissis, K. Voumvourakis, G. Makavos, D. Mpenas, G. Tsvigoulis, L. Stefanis, J. Lekakis (Athens, GR)	
<b>High sensitivity troponin I and transesophageal echocardiographic markers of thromboembolism in patients with atrial fibrillation.</b>	P1500
– S. Tanaka, T. Hirai, N. Fukuda, K. Inao, S. Numa, K. Ohara, K. Nakagawa, K. Kinugawa, H. Inoue (Toyama, JP)	
<b>Incidence and predictors of silent cerebral thromboembolic lesions after catheter ablation for atrial fibrillation in patients treated with non-vitamin K antagonist oral anticoagulants.</b>	P1501
– A. Doi, M. Takagi, J. Kakihara, Y. Hayashi, H. Tatsumi, K. Sugioka, M. Yoshiyama (Osaka, JP)	
<b>Identification of patients with atrial fibrillation at high risk of stroke: the incremental value of left atrial function beyond the CHA2DS2-VASc score.</b>	P1502
– M. Leung, P.J. Van Rosendaal, N. Ajmone Marsan, V. Delgado, J.J. Bax (Leiden, NL)	
<b>Edoxaban normalizes the elevated D-dimer levels potently and promptly in patients with venous thromboembolisms: A comparison with traditional anticoagulant therapy.</b>	P1503
– N. Amaya, H. Uzui, K. Hisazaki, K. Hasegawa, K. Kaseno, H. Tada (Fukui, JP)	
<b>ASSIST DEVICES AND MORE</b>	
<b>Transpulmonary vs. right heart thermodilution measurements of cardiac output during percutaneous mechanical cardiac support with the impella device - implications for therapeutic decision making.</b>	P1504
– P.J. Doebelin, W. Knie, J. Heymer, S. Jaeger, U. Landmesser, C. Skurk (Berlin, DE)	
<b>Transcriptional evaluation of Relaxin and Endothelin-1 axis in heart failure patients: first evidence of its involvement during left ventricular assist device support.</b>	P1505
– M. Cabiati, T. Prescimone, C. Caselli, R. Ragusa, L. Botta, M.G. Trivella, S. Del Ry (Pisa and Milan, IT)	
<b>Time course of the modified endstage liver disease score and oxidative stress early after left ventricular assist device implant for end stage heart failure.</b>	P1506
– R. De Maria, L. Botta, J. Campolo, A. Verde, F. Milazzo, S. Nonini, A. Garascia, M. Parolini, L. Cozzi, D. De Caria, A.R. Calini, M.P. Gagliardone, C. Russo, M. Frigerio, M.G. Trivella (Milan and Piacenza, IT)	
<b>Comparison of outcomes and complications between percutaneous versus surgical access for emergency implantation of extracorporeal membrane oxygenation (ECMO).</b>	P1507
– C. Saint Etienne, A. Charbonnier, T. Bourguignon, F. Ivanes, R. Philippart, E. Lemoine, C. Mirguet, A. Mirza, M. Aupart, D. Angoulvant (Tours, FR)	
<b>Is lactate clearance a predictor for survival in patients with extracorporeal life support?</b>	P1508
– S. Bueter, C. Jung, D. Saeed, A. Albert, G. Fuernau, M. Kelm, R. Westenfeld (Düsseldorf and Jena, DE)	
<b>Surgical ablation of atrial fibrillation ablation in 11 countries: the LAOS III trial.</b>	P1509
– E.P. Belley-Cote, S.J. Connolly, K. Brady, R.K. Singal, J. Healey, A. Lamy, P.J. Devereaux, K. Ramakrishna, R.P. Whitlock (Hamilton and Winnipeg, CA)	
<b>Right-left ventricular interdependence in patients supported by extracorporeal life support: an echocardiographic study.</b>	P1510
– J. Caudron, N. Aissaoui, A. Combes, P. Leprince, E. Puymirat, J.-Y. Fagon, B. Diebold (Paris, FR)	
<b>Recombinant human soluble thrombomodulin prevents acute lung injury induced by cardiopulmonary bypass in rats.</b>	P1511
– S. Hirao, K. Minakata, H. Masumoto, M. Funamoto, S. Setozaki, K. Yamazaki, T. Ikeda, R. Sakata (Kyoto and Kobe, JP)	
<b>Health related quality of life after extracorporeal membrane oxygenation for refractory cardiogenic shock or cardiac arrest.</b>	P1512
– S. Jaamaa, B. Salmela, J.J. Jokinen, R. Suojaranta-Ylinen, K. Lemstrom, J. Lommi (Helsinki and Lahti, FI)	
<b>Positron emission tomography in the diagnosis of heartmate II, related infections.</b>	P1513
– H. Dossi, J. Jouan, E. Florens, M.O. Bricourt, B. Harache, J.N. Fabiani (Paris, FR)	
<b>Non-invasive hemodynamic assessment in LVAD patients: validation of a bed-side echocardiographic approach.</b>	P1514
– F. Giordana, S. Frea, S. Pidello, V. Bovolo, A. Galluzzo, S. Bergerone, A. Baronetto, P. Centofanti, M. Rinaldi, F. Gaita (Turin, IT)	
<b>Incidence and risk factors for gastrointestinal bleeding in Japanese recipients of left ventricular assist devices with axial-flow pumps -single center analysis.</b>	P1515
– S. Nakajima, T. Sato, O. Seguchi, M. Yanase, H. Hata, T. Fujita, N. Fukushima, J. Kobayashi, T. Nakatani (Osaka, JP)	
<b>Minimal invasive intra-aortic pumping with the Glidesheath Slender and a 6-French intra-aortic balloon catheter.</b>	P1516
– T. Yamada, A. Takahashi, S. Hashimoto, Y. Mizuguchi, N. Taniguchi, S. Nakajima, T. Hata (Kobe, JP)	

- Near infrared radiation attenuates platelets destruction during cardiopulmonary bypass -observations in an animal model.** P1517  
 – A. Drohomirecka, T. Walski, A. Iwaszko-Simonik, A. Pliszczak-Krol, S. Graczyk, W. Witkiewicz, M. Komorowska (Warsaw and Wroclaw, PL)
- Survival depending of ischemic or idiopathic dilated cardiomyopathy in patient implanted with a left ventricular assist device in destination therapy or bridge to transplantation.** P1518  
 – V. Galand, R.P. Martins, S. Boule, P. Mondoly, C. Dambrin, M. Michel, J.C. Roussel, E. Marijon, M.C. Bories, H. Blangy, F. Van Huyse, N. Lelouche, T. Bourguignon, E. Flecher, C. Leclercq (Rennes, Lille, Toulouse, Nantes, Paris, Nancy and Tours, FR)
- Hemostatic parameters in patients with end-stage heart failure on mechanical circulatory support.** P1519  
 – B. Hudzik, J. Kaczmarek, L. Siedlecki, J. Pacholewicz, M. Zakliczynski, M. Gasiór, M. Zembala (Zabrze, PL)
- The PERKAT system-a novel right heart assist device-first in vivo data.** P1520  
 – D. Kretzschmar, A.L. Lauten, P.C.S. Schulze, M.F. Ferrari (Jena, Berlin and Wiesbaden, DE)
- Eight-month antiplatelet therapy increased cerebral microbleeds in coronary artery disease patients with poor blood pressure control and severe coronary lesions.** P1521  
 – Y. Iwamoto, H. Kai, K. Fukuda, T. Anegawa, H. Uchiwa, U. Aoki, T. Imaizumi, Y. Fukumoto (Kurume and Fukuoka, JP)
- Regional inflammation of the aorta assessed by 18F-fluorodeoxyglucose positron emission tomography is associated with systemic inflammatory and echocardiographic indices in marfan syndrome.** P1522  
 – S. Brili, E. Oikonomou, N. Planou, A. Antonopoulos, E. Athanasiadis, A. Georgakopoulos, G. Siasos, G. Spyrou, P. Kafouris, I. Cutajar, C. Anagnostopoulos, D. Tousoulis (Athens, GR)
- Short- and long-term outcome of percutaneous procedures for symptomatic subclavian artery occlusive disease. The registry of the Krakow John Paul II Hospital.** P1523  
 – T. Przewlocki, L. Wrotniak, A. Kablak-Ziembicka, P. Pieniazek, A. Roslawiecka, L. Tekieli, P. Bogacki, M. Trystula, B. Brzychozy, K. Zmudka (Krakow, PL)
- CLINIC, ELECTROCARDIOGRAM, LABORATORY FINDINGS CARDIOVERSION AND DRUGS IN ATRIAL FIBRILLATION**
- Long-term follow up of patients with non-valvular atrial fibrillation who undergo electrical cardioversion, comparison of direct oral anticoagulants and vitamin-k antagonists.** P1524  
 – L. Carrillo-Aleman, E.M. Candela-Sanchez, A. Garcia-Fernandez, T. Lozano-Palencia, M.J. Macias-Villanego, E. Gálceras-Jornet, J.M. Gomez-Sansano, A. Vicedo-Lopez, M.E. Guzman-Roman, F. Sogorb-Garri (Alicante, ES)
- Acute complications of elective cardioversion.** P1525  
 – T. Hellman, T. Kiviniemi, T. Vasankari, I. Nuotio, K.E. Airaksinen (Turku, FI)
- Ten year follow-up results after elective electrical cardioversions in a cohort of 806 patients with atrial fibrillation (1997 to 2006).** P1526  
 – J.A. De La Chica, A.A. Rojas, I. Navarrete, M. De Mora (Málaga, ES)
- Tissue differences in the atria of lone and no-lone atrial fibrillation patients.** P1527  
 – M. Battle, N. Calvo, M. Castella, E. Sandoval, N. Castillo, P. Ramos, J. Ramirez, F. Perez-Villa, E. Guasch, J. Brugada, L. Mont (Barcelona, ES)
- Perioperative allopurinol reduces atrial fibrillation following coronary artery bypass graft surgery.** P1528  
 – Z. Efendi, D. Armein Hanafy, S. Raharjo, Y. Yuniadi, D. Tobing (Jakarta, ID)
- Atrial fibrillation and diabetes mellitus: evidence of a risky, synergistic, interaction. The results of the EURObservational Research Programme - Atrial Fibrillation (EORP-AF) General Pilot Registry.** P1529  
 – S. Fumagalli, S. Said, C. Laroche, D. Gabbai, S. Boni, N. Marchionni, G. Boriani, A. Maggioni, M. Popescu, H. Crijs, G. Lip (Florence and Modena, IT; Hengelo and Maastricht, NL; Sophia Antipolis, FR; Oradea, RO; Birmingham, UK)
- Thiazolidinediones decrease risk of atrial fibrillation compared to other antidiabetic treatment.** P1530  
 – J.L. Pallisgaard, L. Staerk, J.B. Olesen, C. Torp-Pedersen, G. Gislason (Gentofte and Aalborg, DK)
- Is echocardiography valid and reproducible in patients with atrial fibrillation? a systematic review.** P1531  
 – M.O. Mohamed, E. Shantsila, R. Steeds, B.A. Popescu, D. Kotecha (Birmingham, UK; Bucharest, RO)
- Probucol prevents atrial ionic remodeling in Alloxan-induced diabetic rabbits.** P1532  
 – H.Y. Fu, G.P. Li, C.L. Liu, J. Li, L.J. Cheng, T. Liu (Tianjin, CN)
- Evolution of symptoms, rate, and rhythm control therapy in AF patients in Europe: a comparison of the PREFER in AF and PREFER in AF prolongation data sets.** P1533  
 – Y. Purmah, R. De Caterina, J.-Y. Le Heuzey, P. Laeis, J. Schmitt, B. Bruggenjurgen, P. Kirchhof (Birmingham, UK; Chieti, IT; Paris, FR; Munich and Berlin, DE)
- Newly developed post-operative atrial fibrillation is associated with an increased risk of late recurrence of atrial fibrillation in patients who underwent open heart surgery; long-term follow up.** P1534  
 – Y.M. Park, W.C. Kang, M.S. Cha, C.-H. Park, C.H. Choi, Y.B. Jeon, S.M. Jo, I.S. Choi, K.Y. Park (Incheon and Ansan-si, KR)
- Mineralocorticoid receptor antagonists as prevention in atrial fibrillation: a systematic review and meta-analysis.** P1535  
 – J. Neefs, N.W.E. Van Den Berg, J. Limpens, W.R. Berger, J.R. De Groot (Amsterdam, NL)
- Lean body mass is the predominant anthropometric risk factor for atrial fibrillation. A Danish cohort study.** P1536  
 – L. Frost, K. Overvad, A. Tjønneland, M. Fenger-Gron (Silkeborg, Aarhus and Copenhagen, DK)
- A pilot study analysing different plasma biomarkers in patients with and without atrial fibrillation identifies fibroblast growth factor 23.** P1537  
 – Y. Purmah, S. Tull, S. Apostolakis, G. Neculau, L. Fabritz, P. Kirchhof (Birmingham, UK)

- Adverse outcomes in patients with atrial fibrillation and peripheral arterial disease: a report from the euroobservational research programme pilot survey on atrial fibrillation.** P1538  
 – M. Proietti, V. Raparelli, C. Laroche, G.A. Dan, M. Janion, R. Popescu, G. Sinagra, J. Vijgen, G. Boriani, A.P. Maggioni, L. Tavazzi, G.Y.H. Lip (Birmingham, UK; Rome, Trieste, Modena and Cotignola, IT; Sophia Antipolis, FR; Bucharest, RO; Kielce, PL; Hasselt, BE)
- Early and late atrial arrhythmias after lung transplantation: incidence, predictive factors and impact on mortality.** P1539  
 – L. Jesel, J. Barraud, H.S. Lim, H. Marzac, N. Messas, A. Olland, P.E. Falcoz, G. Massard, P. Ohlmann, M. Chauvin, O. Morel, R. Kessler (Strasbourg, FR; Melbourne, AU)
- Gene expression profiles for the identification of prevalent atrial fibrillation.** P1540  
 – S. Theriault, R. Whitlock, K. Raman, J. Vincent, G. Pare (Hamilton, CA)
- Associations of abdominal obesity and new onset atrial fibrillation in the general population: a nationwide cohort study in Korea.** P1541  
 – Y.S. Baek, P.S. Yang, T.H. Kim, J.S. Uhm, H.N. Pak, M.H. Lee, B.Y. Joung (Seoul, KR)
- Usefulness of HATCH score for predicting the development of new atrial fibrillation and the clinical outcomes of patients with atrial fibrillation.** P1542  
 – P.S. Yang, T.H. Kim, J.S. Uhm, H.N. Pak, M.H. Lee, B. Joung (Seoul, KR)
- Effect of beta-blocker use on mortality in patients with atrial fibrillation. A cohort study.** P1543  
 – L. Fauchier, N. Clementy, A. Bisson, D. Angoulvant, T. Bejan Angoulvant, A. Bernard, F. Ivanes, D. Babuty, G.Y.H. Lip (Tours, FR; Birmingham, UK)
- Metabolic healthiness and obesity in assessing the risk of atrial fibrillation: a nationwide population-based study.** P1544  
 – H.J. Lee, E.K. Choi, S.R. Lee, W.H. Lim, S.H. Kang, K.D. Han, M.J. Cha, Y.J. Cho, I.Y. Oh, S. Oh (Seoul and Seongnam, KR)
- Symptomatic versus asymptomatic episodes in patients with atrial fibrillation.** P1545  
 – P. Papakonstantinou, E. Simantirakis, E. Arkolaki, S. Chrysostomakis, E. Kanoupakis, P. Vardas (Heraklion, GR)
- Clinical characteristics and prognosis of silent versus manifest paroxysmal atrial fibrillation: the Fushimi AF Registry.** P1546  
 – M. Esato, Y.H. Chun, Y. An, H. Wada, K. Hasegawa, H. Ogawa, M. Abe, M. Akao (Kyoto, JP)
- Measures of left atrial function and incident atrial fibrillation in normotensive versus hypertensive individuals from the general population.** P1547  
 – F.J. Olsen, R. Mogelvang, J.S. Jensen, T. Biering-Sorensen (Hellerup and Copenhagen, DK)
- Epidemiology, predictors and outcomes of atrial fibrillation in patients with acute pulmonary embolism: a population linkage study.** P1548  
 – D. Adikari, D. Yuan, V. Chow, J. Lau, A.S.C. Yong, L. Kritharides, A. Ng (Sydney, AU)
- Relationship between COPD and all-cause death in patients with atrial fibrillation: insights from the EURObservational Research Programme on Atrial Fibrillation (EORP-AF) Pilot Registry.** P1549  
 – M. Proietti, C. Laroche, L. Tavazzi, A.P. Maggioni, G. Boriani, G.Y.H. Lip (Birmingham, UK; Sophia Antipolis, FR; Cotignola and Modena, IT)
- ELECTROPHYSIOLOGY, ELECTROCARDIOGRAPHY AND CATHETER ABLATION**
- Prevalence and influence of interatrial block after programmed electrical cardioversion of supraventricular arrhythmias.** P1550  
 – D. Garcia Fuertes, E. Villanueva Fernandez, M. Crespin Crespin, F.J. Castillo Bernal, M.C. Castro Jimenez, A. Rodríguez Cubero, I. Guerado Espinosa (Puertollano, ES)
- V3R provides additional information on electrocardiographic algorithm for determination of accessory pathway location to detect more precise target site at the septum.** P1551  
 – H. Furusho, T. Kato, T. Kusayama, K. Usuda, T. Ikeda, M. Fujimoto, N. Kanamori, H. Tokuhisa, T. Tsuda, S. Takashima, H. Murai, S. Usui, S. Kaneko, M. Takamura (Kanazawa, Toyama and Takaoka, JP)
- Modified transeptal puncture technique to achieve success and ensure safety in all patients.** P1552  
 – M. Brunelli, T. Daehne, J.C. Geller (Bad Berka, DE)
- Value of radiofrequency ablation in an experimental model of early repolarization syndrome.** P1553  
 – N. Yoon, S.N. Hong, B. Patocskaï, C. Antzelevitch (Gwangju, KR; Szeged, HU; Wynnewood, US)
- Mapping of scar-related ventricular tachycardia using a multipolar catheter: does electrode type matter?** P1554  
 – A.I. Azevedo, J. Primo, L. Adao, H. Goncalves, M. Oliveira, A. Dias, V. Gama Ribeiro (Porto, PT)
- Utility of pace-matching using the PaSoTM module for catheter ablation of Idiopathic ventricular tachycardia.** P1555  
 – G. Lima Da Silva, N. Cortez-Dias, N. Cortez-Dias, T. Guimaraes, T. Guimaraes, A.R.G. Francisco, A.R.G. Francisco, M. Nobre Menezes, M. Nobre Menezes, J. Agostinho, J. Agostinho, I. Goncalves, I. Goncalves, A. Bernardes, A. Bernardes, S. Sobral, S. Sobral, L. Carpinteiro, L. Carpinteiro, J. De Sousa, J. De Sousa, F.J. Pinto, F.J. Pinto (Lisbon, PT)
- Added value of high-density substrate mapping with multipolar mapping catheter and automatic annotation in ischemic ventricular tachycardia ablation.** P1556  
 – G. Lima Da Silva, N. Cortez-Dias, T. Guimaraes, A.R.G. Francisco, M. Nobre Menezes, J. Agostinho, I. Goncalves, A. Bernardes, S. Sobral, L. Carpinteiro, J. De Sousa, F.J. Pinto (Lisbon, PT)
- Reducing exposure to radiations in the EP lab, from theory to practice: the montreal heart institute experience.** P1557  
 – B. Thibault, M. Dubuc, K. Dyrda, P.G. Guerra, P. Khairy, B. Mondesert, L. Rivard, D. Roy, M. Talajic, L. Macle (Montreal, CA)

- Fluorless mediguide-assisted transeptal puncture without echocardiographic guidance: a novel technique for reducing ionizing radiation.** P1558  
 – G. Ballesteros, P. Ramos, R. Neglia, M. Palacio Solis, C. Diaz Fernandez, G. Lopez Gonzalez, E. Janiashvili, I. Garcia-Bolao (Pamplona, ES)
- Prolonged coronary sinus fractionation and delayed propagation associated with new-onset atrial fibrillation after typical atrial flutter radiofrequency ablation.** P1559  
 – U. Boles, E. Gul, A. Enriquez, C. Simpson, K. Michael, A. Baranchuk, H. Abdollah, D. Redfearn, B. Glover (Kingston, CA)
- Widespread appearance of type 1 electrocardiogram is not associated with occurrence of ventricular tachyarrhythmia in patients with Brugada syndrome.** P1560  
 – S. Nagase, T. Kamakura, M. Wada, K. Ishibashi, Y. Inoue, K. Miyamoto, H. Okamura, T. Noda, T. Aiba, S. Yasuda, H. Ogawa, S. Kamakura, K. Kusano (Osaka, JP)
- Feasibility and diagnostic value of a novel upgraded capacitive ECG compared to conventional 12-lead ECG in the non-acute setting using CMR imaging as gold standard.** P1561  
 – Z. Shomanova, A.R. Florian, B. Mannefeld, J. Waltenberger, A. Yilmaz (Münster, DE)
- Complete right bundle-branch block on ECG in survivors after out of hospital cardiac arrest; impact and 1-year outcome.** P1562  
 – Y. Hori, M. Suzuki, H. Takahashi, K. Fukushima (Matsudo, JP)
- Progressive increase of Tpeak-Tend interval is associated with ischemia-induced ventricular fibrillation in a porcine model.** P1563  
 – I.E. Azarov, M.M. Demidova, D. Erlinge, P.G. Platonov (Lund, SE)
- The assessment of electrocardiogram associated with right ventricular hypertrophy after balloon pulmonary angioplasty in chronic thromboembolic pulmonary hypertension.** P1564  
 – T. Nishiyama, T. Kawakami, T. Kimura, N. Nishiyama, Y. Aizawa, S. Takatsuki, K. Fukuda (Tokyo, JP)
- Fragmented QRS complex in patients with atrial fibrillation: Myth or reality?** P1565  
 – U. Canpolat, C. Yayla, M.K. Akboga, F. Ozcan, D. Aras, K. Aytemir (Ankara, TR)
- Presence of left ventricular hypertrophy and strain pattern on electrocardiogram impacts all-cause mortality in various grades of aortic stenosis.** P1566  
 – E.A. Prihadi, M. Leung, A.C. Ng, E.M. Vollema, N.A. Marsan, J.J. Bax, V. Delgado (Leiden, NL; Brisbane, AU)
- The usefulness of a fragmented QRS complex in patients with myocardial ischemia.** P1567  
 – M.H. Bae, N.K. Kim, C.Y. Kim, H.J. Cho, J.Y. Yoon, S.Y. Jang, D.H. Yang, H.S. Park, Y. Cho, S.C. Chae (Daegu, KR)
- Prediction of sudden cardiac death in patients with chronic heart failure by the combination of cardiac SPECT imaging with I-123 metaiodobenzylguanidine and Tpeak-Tend interval.** P1568  
 – Y. Sato, T. Yamada, T. Morita, Y. Furukawa, S. Tamaki, Y. Iwasaki, M. Kawasaki, A. Kikuchi, T. Kondo, T. Ozaki, M. Seo, I. Ikeda, E. Fukuhara, M. Fukunami (Osaka, JP)
- Controversial and similar aspects of Brugada syndrome and J-wave patterns: the vectorcardiogram point of view.** P1569  
 – C.A. Pastore, N. Samesima, H.G. Pereira Filho, B.A. Madaloso (São Paulo, BR)
- Detailed analysis of T wave amplitude and vector can differentiate post-septal pacing cardiac memory from ischaemic T wave inversions.** P1570  
 – M.C.B. Suran, A.D. Margulescu, R. Bruja, C. Siliste, D. Vinereanu (Bucharest, RO)
- Fragmented QRS is associated with an increased risk of ventricular tachycardia recurrence and cardiac death after catheter ablation in ischemic heart disease.** P1571  
 – Y. Naruse, M. De Riva, M. Watanabe, J. Venlet, M. Schallj, K. Zeppenfeld (Leiden, NL)
- Prognostic value of programmed electrical stimulation by different pacing modes for risk stratification in Brugada patients without previous cardiac arrest: J-IVFS study.** P1572  
 – M. Takagi, Y. Sekiguchi, Y. Yokoyama, N. Aihara, M. Hiraoka, K. Aonuma (Osaka, Tsukuba, Tokyo and Suita, JP)
- Diagnostic value of thumb-ECG for paroxysmal atrial fibrillation in a general male population.** P1573  
 – Z. Mandalenakis, S. Lennartsson, A. Rosengren, C. Ergatoudes, E. Thunstrom, D. Morales, K. Caidahl, M. Fu, P.-O. Hansson (Gothenburg, SE)
- ASSOCIATED CONDITIONS TO ATRIAL FIBRILLATION**
- Aging-related decline of glutathione peroxidase 3 and risk of cardiovascular events in patients with atrial fibrillation.** P1574  
 – D. Pastori, P. Pignatelli, A. Farcomeni, C. Nocella, R. Carnevale, F. Violi (Rome, IT)
- Age-specific incidence rate of atrial fibrillation in Japanese general population: data from 250,000 community dwellers.** P1575  
 – M. Ohsawa, K. Tamaki, M. Koshiyama, M. Ohta (Morioka, JP)
- Digoxin-amiodarone combination is associated with excess all-cause mortality in patients with atrial fibrillation.** P1576  
 – J.-Y. Chiang, L.Y. Lin, P.C. Chen, Y.H. Yang, J.J. Chen, C.K. Wu, J.J. Hwang, J.L. Lin, F.T. Chiang (Hsin-Chu, Taipei and Douliou, TW)
- The impact of comorbid atrial fibrillation on the incidence and outcome of fracture in patients with osteoporosis.** P1577  
 – P.S. Yang, D.G. Shin, T.H. Kim, J.S. Uhm, H.N. Pak, M.H. Lee, B. Joung (Seoul, KR)
- Predictors of rheumatic atrial fibrillation: late gadolinium enhancement MRI study to assess atrial fibrosis.** P1578  
 – A.S.H. Shehata, A.A. Abdelwahab, Y.B. Baghdady, M.A.S. Salem (Cairo, EG)

- High-sensitivity C-reactive protein as a predictor of de novo atrial fibrillation in dyslipidemia patients treated with moderate-intensity statin.** P1579  
 – Y. Park, S.W. Rha, B.G. Choi, S.H. Park, S.H. Park, J.Y. Park, J.H. Ahn, Y.H. Kim, A.Y. Her, S.Y. Choi, J.K. Byun, C.U. Choi, C.G. Park, H.S. Seo, D.J. Oh (Seoul, Cheonan, Gumi and Chuncheon, KR)
- Pathophysiological and clinical consequences of obesity in patients with atrial fibrillation.** P1580  
 – M. Sramko, D. Wichterle, V. Melenovsky, P. Peichl, M. Clemens, M. Fukunaga, B. Aldhoon, R. Cihak, J. Kautzner (Prague, CZ)
- Epidemiology of gender differences in atrial fibrillation risk factors - the FINRISK Study.** P1581  
 – R.B. Schnabel, S.S. Johannsen, E. Vartiainen, T. Niiranen, S. Blankenberg, F.M. Ojeda, P. Jousilahti, T. Zeller, K. Kuulasmaa, V. Salomaa (Hamburg, DE; Helsinki, FI)
- Patients with valvular heart disease and atrial fibrillation carry a high number of germline mutations.** P1582  
 – E. Gregers, G.A. Ahlberg, K.O. Larsen, J. Jabbari, C.B. Herfelt, K.M. Henningsen, L. Andreasen, J.J. Thiis, J. Lund, S. Holme, S. Haunsoe, B.H. Bentzen, N. Schmitt, J.S. Svendsen, M.S. Olesen (Copenhagen, DK)
- Sleep apnea and risk of ischemic stroke in patients with atrial fibrillation.** P1583  
 – H. Koch, N. Carlson, C. Jakobsen, M. Schou, O. Wendelboe Nielsen, P. Tonnesen, C. Torp-Pedersen, G. Gislason, M. Lamberts (Copenhagen and Aalborg, DK)
- Patients admitted to hospital with a diagnosis of atrial fibrillation outside of standard weekday working hours and at weekends have worse mortality and poorer survival.** P1584  
 – P.R. Carter, H. Uppal, S. Chandran, J. Sarma, R. Potluri (London, Birmingham, Oldham and Manchester, UK)
- Long term prognosis of prior and new-onset atrial fibrillation in ST-elevation myocardial infarction patients undergoing percutaneous coronary intervention.** P1585  
 – G. Topaz, N. Flint, A. Steinvil, A. Finkelstein, S. Banai, G. Keren, Y. Shacham, L. Yankelson (Tel Aviv, IL)
- Diagnostic performance of an automatic blood pressure measurement device, Microlife Afib, for atrial fibrillation screening in a real world primary care setting.** P1586  
 – P.H. Chan, C.K. Wong, L. Pun, Y.F. Wong, M.M.Y. Wong, D.W.S. Chu, C.W. Siu (Hong Kong, HK; Hong Kong, CN)
- Device-detected silent atrial fibrillation is associated to a high hospitalization rate for heart failure.** P1587  
 – R. El Bouazzaoui, J.M. Davy, F. Massin, T.T. Cung, Z. Khoueiry, G. Laugaudin, X. Zhao, S. Thomann, J.-L. Pasquie (Montpellier, FR)
- Gender difference of smoking and alcohol related to the incidence of atrial fibrillation: a nationwide cohort study in Korea.** P1588  
 – J.B. Park, K.A. Kong, W.B. Pyun (Seoul, KR)
- NON-INVASIVE STUDIES**
- Left atrial appendage contraction and indication of anticoagulant therapy in patients with paroxysmal atrial fibrillation.** P1589  
 – K. Dai, T.Y. Yamaji, M.O. Oono, A.T. Takeuchi, H.H. Hashimoto, A.H. Harima, K.O. Ooi, Y.N. Nakama, K.N. Nishioka, K.S. Sakai, M.O. Otsuka, F.M. Miura, Y.S. Shimatani, Y.M. Masaoka, I.I. Inoue (Hiroshima, JP)
- Value of microvolt T-wave alternans assessed by ergometer and pacing as predictor for shock and mortality in a large ICD cohort.** P1590  
 – L. Bergau, P. Flevari, R. Willems, A.E. Tuinenburg, M.A. Vos, P. Munoz-Exposito, T.H. Fischer, G. Hasenfuss, L. Luethje, J. Seegers, C. Roever, T. Friede, M. Zabel (Göttingen and Regensburg, DE; Athens, GR; Utrecht, NL)
- Can heart rate turbulence and T-wave alternans on Holter electrocardiograms predict serious cardiac events in patients after myocardial infarction?** P1591  
 – J.H. Nam, C.H. Lee, K.U. Choi, K.H. Park, J.W. Son, U. Kim, J.S. Park, D.G. Shin, Y.J. Kim, J.H. Cho, S.K. Kang (Daegu, KR)
- The difference in type of arrhythmia based on the difference of systemic ventricle in patients with congenitally corrected transposition of the great arteries.** P1592  
 – N. Nishii, A. Ueoka, S. Tsushima, M. Tachibana, H. Sugiyama, A. Miyoshi, K. Nakagawa, A. Watanabe, H. Morita, H. Ito, S. Kasahara, T. Akagi, S. Sano, T. Eitoku, K. Baba (Okayama, JP)
- METABOLISM AND HYPERTROPHY**
- SorLA is a novel high affinity PCSK9 receptor that inhibits its inactivation by furin.** P1593  
 – C. Gustafsen, S. Skeldal, S.L. Jensen, O.M. Andersen, C.M. Petersen, P. Madsen, S. Glerup (Aarhus, DK)
- Impact of epicardial adipose tissue in the cardiac structure.** P1594  
 – G. Conceicao, J. Matos, N. Goncalves, D. Fontoura, S. Leite, A.P. Lourenco, R. Vitorino, A.F. Leite-Moreira, I. Falcao-Pires (Porto and Aveiro, PT)
- The pathological role of gamma-aminobutyric acid (GABA) signaling in inducing brown adipose tissue dysfunction in obesity.** P1595  
 – R. Ikegami, I. Shimizu, T. Sato, S. Jiao, Y. Yoshida, M. Suda, Y. Hayashi, G. Katsuumi, H. Kayamori, T. Minamino (Niigata, JP)
- Metabolic alterations derived from the absence of Two-Pore Channel 1 (TPCN1) at cardiac level.** P1596  
 – S. Feijoo-Bandin, V. Garcia-Rua, M. Garcia-Vence, S.B. Bravo, D. Rodriguez-Penas, A. Mosquera-Leal, P.V. Lear, J. Parrington, J. Alonso, E. Rosello-Lleti, M. Portoles, M. Rivera, J.R. Gonzalez-Juanatey, F. Lago (Santiago de Compostela and Valencia, ES; Oxford, UK)
- Vascular senescence-messaging secretome disrupts metabolic function of mature adipocytes.** P1597  
 – A.J. Barinda, K. Ikeda, D.B. Nugroho, D.A. Wardhana, K. Hirata, N. Emoto (Kobe, JP)

- Dimethylarginine dimethylaminohydrolase-1 (DDAH-1) inhibition by proton pump inhibitors: in vitro and in vivo significance.** P1598  
 – S. Tommasi, D.J. Elliot, M. McEvoy, P. McElduff, A. Rowland, J.-A. Hulin, B.C. Lewis, A.A. Mangoni (Adelaide and Newcastle-upon-Tyne, AU)
- Statin therapy modulates epicardial adipose tissue inflammatory status.** P1599  
 – V. Parisi, G. Rengo, V. D'Esposito, S. Cabaro, R. Formisano, A. Caruso, G. Grimaldi, L. Petraglia, P. Formisano, N. Ferrara, D. Leosco (Naples and Maddaloni, IT)
- Sequestration of p62 by RIP1 promotes necroptosis through suppression of autophagic flux in cardiomyocytes; a novel cross-talk between autophagy and necroptosis.** P1600  
 – T. Yano, M. Ogasawara, T. Miki, M. Tanno, A. Kuno, K. Ohno, K. Nishizawa, W. Owada, M. Mizuno, H. Sugawara, Y. Takekoshi, K. Nakata, S. Ishikawa, T. Miura (Sapporo, JP)
- Long-term inhibition of AP-1 by JDP2 overexpression provokes cardiac dysfunction.** P1601  
 – G. Euler, J. Heger, A. Wuerfel, C. Hill, R. Gaspar, J. Paloczi, Z.V. Varga, M. Sarkozy, P. Bencsik, T. Csont, A. Aronheim, P. Ferdinandy, R. Schulz (Giessen, DE; Szeged and Budapest, HU; Haifa, IL)
- Role of the chromatin structural protein CTCF in cardiac hypertrophy and failure.** P1602  
 – M. Rosa Garrido, T. Kimball, D.J. Chapski, I. Shih, E. Soehalim, E. Balderas, N. Gajart, Y. Wang, T.M. Vondriska (Los Angeles, US; Rotterdam, NL)
- Tachycardia versus stretch: differential pattern of early cardiac remodeling.** P1603  
 – N. Djalalinac, H. Kaltenecker, B. Lohberger, E.M. Thon-Gutsch, V. Herbst, S. Sedej, E. Bisping (Graz, AT)
- Angiotensin II stimulation enhances cardiac hypertrophy and functional decompensation in osteoprotegerin-knockout mice.** P1604  
 – T. Tsuruda, Y. Sekita-Hatakeyama, S. Kurogi, Y. Hao, S. Sakamoto, M. Nakamura, N. Udagawa, T. Sekimoto, K. Hatakeyama, E. Chosa, Y. Asada, K. Kitamura (Miyazaki, Nara and Matsumoto, JP)
- A new synthetic peptide TAT RH-10 regulates hypertrophy in vitro through means of the inhibition of nfkb.** P1605  
 – C. Del Giudice, D. Sorriento, M. Ciccarelli, E. Vernieri, P. Campiglia, B. Trimarco, G. Iaccarino (Naples and Salerno, IT)
- Lysophosphatidic acid receptor LPA3 is not involved in the regulation of isoproterenol-induced cardiac hypertrophy.** P1606  
 – L. Cai, T.W. Li, S. Liu, F. Wang, X.F. Cong, J. Chun, X. Chen (Beijing, CN; La Jolla, US)
- The impact of renin-angiotensin-aldosterone system genetic variants in subclinical cardiac organ damage and the possible role of cystatin-C in hypertension.** P1607  
 – E. Androulakis, N. Papageorgiou, E. Chatzistamatiou, A. Miliou, G. Moustakas, C. Antoniadis, G. Siasos, I. Kallikazaros, D. Tousoulis (Athens, GR)
- PRMT5/MEP50 regulates cardiomyocyte hypertrophy by inhibiting p300-induced acetylation of GATA4.** P1608  
 – Y. Tsutsui, Y. Miyazaki, Y. Katanasaka, Y. Sunagawa, K. Hasegawa, T. Morimoto (Shizuoka and Kyoto, JP)
- CARDIAC GENETICS AND AGEING**
- Aberrant glycosylation patterns of human arrhythmogenic cardiomyopathy-associated Desmoglein-2 sequence variants.** P1609  
 – J.D. Debus, A. Gaertner-Rommel, B. Klauke, D. Gerdes, J. Gummert, H. Milting (Bad Oeynhausen, DE)
- Effect of angiotensin-converting enzyme gene polymorphisms on cardiovascular and renal clinical outcomes in patients with coronary artery disease: 10-years follow-up results.** P1610  
 – K. Ceyhan, A. Arisoy (Tokat, TR)
- XPO1 gene silencing in heart failure. A new therapeutic strategy.** P1611  
 – E. Rosello-Lleti, M. Portoles, E. Tarazon, A. Ortega, C. Gil-Cayuela, L. Martinez-Dolz, F. Lago, J.R. Gonzalez-Juanatey, M. Rivera (Valencia and Santiago de Compostela, ES)
- Association of a polymorphism of the butyrophilin, subfamily 2, member A1 gene with hypertension in community-dwelling Japanese individuals.** P1612  
 – K. Kato, T. Fujimaki, Y. Yamase, H. Horibe, T. Takikawa, H. Mori, M. Oguri, T. Murohara, Y. Yamada (Nagoya, Inabe, Tajimi and Kasugai, JP)
- Endothelium-dependent vasodilation in patients with neuropathic and neuroischemic forms of diabetic foot syndrome in the treatment methods of cell and gene therapy.** P1613  
 – A.A. Kotslova, T.D. Vlasov, V.V. Davidenko (St. Petersburg, RU)
- Additive effects of multiple genetic variants on the risk of coronary artery disease.** P1614  
 – A. Pereira, M.I. Mendonca, M. Neto, J. Monteiro, R. Rodrigues, A.C. Sousa, S. Freitas, E. Henriques, M. Rodrigues, A.I. Freitas, I. Ornelas, D. Pereira, R. Palma Dos Reis (Funchal and Lisbon, PT)
- A screening of adeno-associated viral (AAV) serotypes reveals efficient gene transfer by self-complementary AAV2-based vectors in human aortic valve interstitial cells.** P1615  
 – T. Glorioso, L. Zentilin, S. Greco, R. Santoro, M. Giacca, M. Pesce (Milan, Trieste and San Donato Milanese, IT)
- A genetic evaluation of multiple cardiovascular risk factors in the European population.** P1616  
 – D. Boernigen, F. Ojeda-Echevarria, P. Wild, K. Lackner, T. Zeller, S. Blankenberg (Hamburg and Mainz, DE)
- Gender-dependent differential expression of microRNAs in cardiovascular events following early-onset coronary artery disease.** P1617  
 – M. Hossein Dokht, M.A. Boroumand, S. Sadeghian, S.H. Abbasi, T. Davarparand, S. Ziaee, L. Pourgholi, A. Jalali (Tehran, IR)
- DPP-4 inhibitor suppress the electrical and structural remodeling through suppressing the oxidative stress in acute phase in the myocardial injury model rat.** P1618  
 – N. Ishizue, J. Oikawa, S. Niwano, H. Nakamura, T. Igarashi, T. Fujishii, J. Kishihara, M. Murakami, H. Fukaya, H. Niwano, J. Ako (Sagamihara and Machida, JP)



- Does the availability of iron influence the genes of apoptotic activity and local iron metabolism in rat h9c2 cardiomyocytes and I6g8c5 skeletal myocytes during hypoxia?** P1619  
 – M.M. Stugiewicz, M. Kasztura, K. Kobak, J. Bania, W. Banasiak, P. Ponikowski, E.A. Jankowska (Wroclaw, PL)
- The role of oxidative stress on amyloid-like protein formation and aortic valve calcification.** P1620  
 – I. Mamarelis, E. Koutoulakis, C. Kotoulas, V. Mamarelis, V. Dritsa, J. Anastassopoulou (Athens, GR)  
 5 – A. Sarikas, K. Meyer, B. Hodwin, D. Ramanujam, S. Engelhardt (Munich, DE)
- Chronic administration of dehydroepiandrosterone sulfate does not improve survival in rats with hypertensive heart failure.** P1621  
 – T. Kato, E. Minamoto-Muta, T. Shioi, T. Kimura (Kyoto, JP)
- Effects of erythropoietin on heart function and oxidative damage in age-associated hypovolaemic conditions.** P1622  
 – M.B. Puchulu, N.D. Arreche, R. Altaf, N. Ogonowski, J. Silva, G. Cernadas, M. Donato, A.L. Fellet, A.M. Balaszczuk (Buenos Aires, AR)
- Aging signaling in endothelial cells and bone-marrow cells promotes cardiac remodeling in a murine catecholamine-induced heart failure model.** P1623  
 – G. Katsuumi, I. Shimizu, Y. Yoshida, M. Suda, Y. Hayashi, S. Jiao, T. Minamoto (Niigata, JP)
- HEART FAILURE / LV DYSFUNCTION**
- Effect of baseline clinical characteristics on in-hospital mortality of elderly patients with acute heart failure.** P1624  
 – V. Bistola, P.S. Simitis, J.P. Parissis, D.F. Farmakis, I.I. Ikononides, E.A. Apostolou, D.B. Birmipa, N. Cholevas, A.M. Mebazaa, J.L. Lekakis, G.F. Filippatos (Athens, GR; Paris, FR)
- The performance of AHEAD score in an Asian cohort of acute heart failure with either preserved or reduced left ventricular systolic function.** P1625  
 – Y.J. Chen, H.M. Cheng, D.Y. Lu, C.W. Lee, P.F. Hsu, W.C. Yu, C.H. Chen, S.H. Sung (Taipei, TW)
- Prognostic impact of ventricular arterial coupling in asymptomatic patients for heart failure.** P1626  
 – C. De Pasquale, S. La Carrubba, I. Fabiani, C. Zito, R. Citro, P. Colonna, L. Conte, F. Antonini Canterin, V. Di Bello, S. Carerj (Messina, Palermo, Pisa, Salerno, Bari and Pordenone, IT)
- Association between the degree of heart rate Reduction in acute heart failure patients and short and intermediate term mortality.** P1627  
 – H.F. Alfaleh, A. Ullah, K.F. Alhabib, K. Sulaiman, A. Alsheikh-Ali, J. Al-Suwaidi, W. Al-Mahmeed, P. Panduranga, I. Al-Zakwani, A. Elafar, A. Al-Motarreb, M. Al-Jarallah, N. Asaad, N. Bazargani, H. Amin (Riyadh, SA; Muscat, OM; Abu Dhabi and Dubai, AE; Doha, QA; Sana'a, YE; Kuwait City, KW; Manama, BH)
- Comparative analysis of three prognostic scores in heart failure with reduced ejection fraction.** P1628  
 – P. Freitas, C. Aguiar, A. Ferreira, A. Ventosa, M. Mendes (Lisbon, PT)
- Heart failure in young adults is associated with high mortality: a contemporary population-level analysis.** P1629  
 – C. Wong, N.M. Hawkins, J.A. Ezekowitz, P.S. Jhund, A. Savu, M.R. Macdonald, S.L. Kristensen, M.C. Petrie, J.J.V. McMurray, F.A. McAlister, P. Kaul (Glasgow, UK; Vancouver and Edmonton, CA; Singapore, SG; Copenhagen, DK)
- Multifrequency bioelectrical impedance analysis as noninvasive examination method is useful in the prognosis of acute heart failure.** P1630  
 – Y. Yazaki, N. Kougama, M. Watanabe, H. Niikura, F. Hayashi, M. Tokue, T. Ono, R. Iijima, H. Hara, M. Moroi, M. Nakamura (Tokyo, JP)
- Prevalence and prognostic impact of Framingham signs and symptoms in heart failure with preserved ejection fraction.** P1631  
 – C. Hage, U. Lofstrom, E. Donal, J.C. Daubert, C. Linde, L.H. Lund (Stockholm, SE; Rennes, FR)
- Prognostic role of a multiparametric evaluation of renal function by renal resistance index and microalbuminuria in heart failure outpatients.** P1632  
 – M. Leone, A. Doronzo, V. Paradies, F. Monitillo, C. Rizzo, M.S. Lattarulo, D. Grande, F. Di Serio, M.M. Ciccone, M. Iacoviello (Bari and Casarano, IT)
- A novel prognostic parameter in heart failure: Post exercise pulmonary artery pressure recovery time.** P1633  
 – R. Darvishova, I. Sari, M. Sunbul, N. Sayar, K. Tigen, B. Ozben, Y. Basaran (Istanbul, TR)
- Heart Failure patients discharged from hospital at weekends have worse mortality and poorer survival - 14 year study from the United Kingdom from 2000-2013.** P1634  
 – R. Potluri, P. Carter, M. Kahn, H. Uppal, S. Chandran, J. Sarma, S. Williams (Birmingham, London and Manchester, UK)
- Clinical characteristics and prognosis of patients hospitalized for heart failure: analysis of administrative data of a nationwide population.** P1635  
 – R. Bover, V. Bertomeu, C. Fernandez, J. Elola, A. Esteban, I. Vilacosta, J.L. Bernal, J.V. Segura, C. Macaya (Madrid and Alicante, ES)
- Incremental value of ST-2 or Galectin-3 to brain natriuretic peptide for prediction of prognosis in patients with acute decompensated heart failure.** P1636  
 – A. Sugano, Y. Seo, T. Ishizu, M. Yamamoto, Y. Harimura, I. Nishi, H. Nishina, Y. Fumikura, Y. Noguchi, K. Aonuma (Tsukuba, JP)
- The impact of non-alcoholic fatty liver disease fibrosis score on cardiac prognosis in patients with chronic heart failure.** P1637  
 – T. Takahashi, T. Watanabe, T. Shishido, T. Sugai, T. Taku, M. Yokoyama, D. Kinoshita, S. Nishiyama, H. Takahashi, T. Arimoto, T. Miyamoto, I. Kubota (Yamagata, JP)
- Acute or "pseudo acute" kidney injury prognosis impact of hemoconcentration and chronic renal disease in the acute heart failure.** P1638  
 – J.L. Martins, S. Pedrosa, J. Duraes, F. Sousa, L. Santos, J. Viana, J. Santos (Aveiro, PT)

- Admission blood glucose and long term (10-year) mortality among patients hospitalized with heart failure.** P1639  
 – O. Itzhaki Ben Zadok, R. Kornowski, I. Goldenberg, R. Klempfner, Y. Toledano, Y. Biton, G. Golovchiner, E. Kadmon, A. Omelchenko, T. Ben Gal, B. Strassberg, A. Barsheshet (Petah Tikva and Ramat Gan, IL)
- Prognostic impact of residual coronary stenosis in patients with ischemic heart failure after percutaneous coronary intervention - A report from the CHART-2 study.** P1640  
 – K. Hao, J. Takahashi, Y. Sakata, S. Miyata, M. Miura, H. Shimokawa (Sendai, JP)
- Adaptive servo-ventilation for central sleep apnoea in heart failure: results of the SERVE-HF multistate model analysis.** P1641  
 – C. Eulenburg, K. Wegscheider, H. Woehle, C. Angermann, M.-P. D'Ortho, E. Erdmann, P. Levy, A.K. Simonds, V.K. Somers, F. Zannad, H. Teschler, M. Cowie (Hamburg, Martinsried, Würzburg, Cologne and Essen, DE; Paris, Grenoble and Nancy, FR; London, UK; Rochester, US)
- Prognostic role of a multiparametric approach based on NT-proBNP, ST2 and Galectin3 serum levels in chronic heart failure outpatients.** P1642  
 – D. Grande, M. Leone, F. Monitillo, M.S. Lattarulo, C. Rizzo, G. Bulzis, N. Aspromonte, F. Di Serio, M.M. Ciccone, M. Iacoviello (Bari and Rome, IT)
- Cardiac function at diagnosis is an important prognostic factor in patients with cardiac sarcoidosis from Japanese multi-center retrospective cohort analysis.** P1643  
 – Y. Hattori, K. Ishibashi, T. Kamakura, M. Wada, Y. Inoue, K. Miyamoto, T. Noda, T. Aiba, M. Isobe, F. Terasaki, S. Kamakura, T. Anzai, S. Yasuda, H. Ogawa, K. Kusano (Osaka and Tokyo, JP)
- Circulating microRNAs miR-21, miR-122a, miR-320a and miR-423 predict mortality in patients with cardiogenic shock.** P1644  
 – T.A.J. Jantti, H. Segersvard, J.P. Lassus, Y. Devaux, M. Vausort, K. Immonen, K. Pulkki, I. Tikkanen, P. Lakkisto, V.-P. Harjola (Helsinki and Kuopio, FI; Luxembourg, LU)
- Associates of 6-month mortality after cardiac resynchronization therapy.** P1645  
 – M.J.H. Khidir, D. Leong, V. Delgado, J.J. Bax, N. Ajmone Marsan (Leiden, NL)
- Prognostic value of left ventricular longitudinal strain in cardiac resynchronization therapy patients.** P1646  
 – M.J.H. Khidir, R. Abou, N. Ajmone Marsan, V. Delgado, J.J. Bax (Leiden, NL)
- Predicting risk in patients hospitalized for acute decompensated heart failure and preserved ejection fraction (from the ARIC study community surveillance).** P1647  
 – T. Thorvaldsen, S.K. Agarwal, B.L. Claggett, L.M. Wruck, P.P. Chang, W.D. Rosamond, E.F. Lewis, A.S. Desai, L.H. Lund, S.D. Solomon (Stockholm, SE; Baltimore, Boston and Chapel Hill, US)
- Prognostic impact of different remodeling patterns in asymptomatic patients for heart failure.** P1648  
 – S. La Carrubba, S. Carej, I. Fabiani, D. Donato, C. Zito, P. Colonna, R. Citro, L. Conte, N. Pugliese, V. Di Bello (Palermo, Messina, Pisa, Bari and Salerno, IT)
- Renal venous pattern: a new parameter for predicting cardiorenal syndrome progression.** P1649  
 – A. Puzzovivo, M. Iacoviello, F. Monitillo, M. Leone, C. Rizzo, M.S. Lattarulo, D. Grande, P. Terlizze, F. Massari, M.M. Ciccone (Altamura and Bari, IT)
- Prevalence and impact of the restrictive spirometry pattern in patients with stable heart failure.** P1650  
 – L. Plesner, M. Dalsgaard, M. Schou, E. Kjoller, L. Kober, J. Vestbo, K. Iversen (Copenhagen, DK; Manchester, UK)
- Improvement of prognosis in 1800 consecutive patients with acute heart failure over the period 1985 until 2008.** P1651  
 – J.C. Van Den Berge, K.M. Akkerhuis, A.A. Constantinescu, J.A. Kors, R.T. Van Domburg, J.W. Deckers (Rotterdam, NL)
- Predictors of severe mitral regurgitation improvement after 6 months of cardiac resynchronization therapy.** P1652  
 – A. Leopold-Jadczyk, M. Szulik, J. Stabryla-Deska, O. Kowalski, R. Lenarczyk, T. Kukulski, Z. Kalarus (Zabrze, PL)
- Prognostic value of CA-125 in combination with N-terminal pro-brain natriuretic peptide in patients with acute decompensated heart failure.** P1653  
 – S.Y. Jang, D.H. Yang, J.Y. Yoon, H.J. Cho, N.K. Kim, C.Y. Kim, J. Son, J.H. Roh, M.H. Bae, J.H. Lee, H.S. Park, Y. Cho, S.C. Chae (Daegu, KR)
- Measurement of extracellular volume fraction (ECV) in left ventricular endomyocardial biopsy can estimate outcome and help to individualize therapy in heart failure patients.** P1654  
 – E. Kayvanpour, F. Sedaghat-Hamedani, D. Li, N. Grabe, B. Lahrmann, C.H. Stock, E. Herpel, L. Frankenstein, S. Buss, H.A. Katus, B. Meder (Heidelberg, DE)
- A bold glance into the future? High-sensitive troponin T, kidney injury molecule-1 and NT-proBNP are predictors of mortality and cardiac events in chronic heart failure - a 7 year follow up.** P1655  
 – C. Strack, S. Stadler, A. Baessler, M. Fischer, E. Uefer, L. Maier, A. Luchner, C. Jungbauer (Regensburg and Amberg, DE)
- High risk of morbidity and mortality in patients with heart failure and under treatment with evidence based therapies in the UK.** P1656  
 – P.S. Jhund, J.J.V. McMurray, F. Calado, R. Haroun, R. Schlienger, G. Reardon, M.C. Petrie (Glasgow, UK; Basel, CH; Findlay, US)
- Gender differences in the natural history and outcome of dilated cardiomyopathy.** P1657  
 – B.P. Halliday, A. Ali, A. Gulati, S. Newsome, U. Tayal, A. Lota, V. Vassiliou, M. Arzanauskaitė, S. Cook, D.J. Pennell, S.K. Prasad (London, UK)
- Prognostic importance of precipitating factors leading to heart failure hospitalization in patients with preserved and reduced ejection fraction: Insights from CHARM.** P1658  
 – E. Platz, P.S. Jhund, B. Claggett, M.A. Pfeffer, K. Swedberg, C. Granger, S. Yusuf, S.D. Solomon, J.J. McMurray (Boston and Durham, US; Glasgow, UK; Gothenburg, SE; Hamilton, CA)

- Prognostic implication of tolvaptan in acute heart failure patients with renal dysfunction - insights from AQUAMARINE study.** P1659  
 – Y. Matsue, Y. Sudo, M. Suzuki, S. Yamaguchi, S. Fukamizu, Y. Ono, H. Fujii, T. Kitai, T. Nishioka, K. Sugi, Y. Onishi, M. Noda, N. Kagiya, Y. Satoh, K. Yoshida (Kamogawa, Okinawa, Tokyo, Yokohama, Hyogo, Kawagoe, Hiratsuka and Okayama, JP; Boston, US)
- Long term prognosis impact of different revascularization strategies in acute coronary syndromes complicated with acute heart failure at admission.** P1660  
 – L. Sayagues Moreira, R.C. Vidal Perez, U. Anido Herranz, C. Pena Gil, J.M. Garcia Acuna, J.L. Garcia Allut, V. Gonzalez Salvado, S. Raposeiras Roubin, E. Abu Assi, J.R. Gonzalez-Juanatey (Santiago de Compostela, ES)
- Do factors affecting outcome in acute heart failure differ according to haemodynamic presentation (data from the AHEAD registry)?** P1661  
 – M. Felsoci, J. Parenica, J. Spinar, J. Vitovec, P. Widimsky, A. Linhart, M. Fedorco, F. Malek, M. Bambuch, R. Miklik, L. Spinarova, J. Jarkovsky (Brno, Prague, Olomouc and Zlin, CZ)
- Soluble urokinase-type plasminogen activator receptor improves risk prediction in patients with chronic heart failure.** P1662  
 – L. Koller, P. Sulzgruber, G. Maurer, J. Wojta, M. Huelsmann, A. Niessner (Vienna, AT)
- The effect of early increases of ALT on mortality in cardiogenic shock: the CardShock study.** P1663  
 – T.A.J. Jantti, J.P. Lassus, J. Parissis, J. Tolonen, A. Sionis, J. Spinar, M. Banaszewski, K. Pulkki, A. Mebazaa, V.-P. Harjola (Helsinki and Kuopio, FI; Athens, GR; Barcelona, ES; Brno, CZ; Warsaw, PL; Paris, FR)
- Prognostic implication of worsening arterial stiffness in patients with stage A/B heart failure.** P1664  
 – M. Saito, H. Aisu, S. Inaba, T. Morofujii, K. Takahashi, T. Sumimoto (Ozu, JP)
- Prognostic value of left ventricular systolic dysfunction in a general population.** P1665  
 – T. Kuznetsova, N. Cauwenberghs, J. Knez, L. Herbots, J. Dhooge, F. Haddad, L. Thijs, J.U. Voigt, J.A. Staessen (Leuven, BE; Stanford, US)
- Predictive role of myocardial fibrosis in thalassemia intermedia patients.** P1666  
 – A. Pepe, M. Cinquetti, N. Giunta, P. Giuliano, V. Positano, G. Restaino, R. Righi, C. Salvatori, G. Palazzi, G. Giuffrida, G. Sinagra, A. Meloni (Pisa, Trieste, Palermo, Campobasso, Ferrara, Modena and Catania, IT)
- Importance of heart rate control in an elderly population with reduced ejection fraction on beta-blocker therapy.** P1667  
 – A. Garcia Ropero, J.A. Franco Pelaez, M. Cortes Garcia, M.L. Martin Mariscal, A.M. Romero Daza, J.A. Palfy, M. Lopez Castillo, A.M. Pello Lazaro, S. Briongos Figuero, M. Taibo Urquia, J. Farre Muncharaz (Madrid, ES)
- Acute heart failure with intermediate ejection fraction: clinical profile and short-term outcome.** P1668  
 – D.T. Farmakis, J. Parissis, P. Simitis, V. Bistola, S. Katsanos, I. Ikonomidis, F. Follath, A. Mebazaa, G. Filippatos, J. Lekakis (Athens, GR; Zurich, CH; Paris, FR)
- Performance and clinical outcomes after transcatheter aortic valve implantation with the CoreValve prosthesis in the first patients: five years follow-up.** P1669  
 – E. Munoz-Garcia, M. Munoz-Garcia, A.J. Munoz Garcia, J.J. Gomez-Doblas, A.J. Dominguez-Franco, I. Rodriguez-Bailon, M.F. Jimenez-Navarro, J.H. Alonso-Briales, J.M. Hernandez-Garcia, E. De Teresa-Galvan (Málaga and Jaén, ES)
- MELD-XI score is associated with high risk clinical profile and outcome in acute heart failure.** P1670  
 – L. Battioni, G. Daquati, M.L. Talavera, C. Ametrano, I. Chillik, M.S. Trivi, M. Diez (Buenos Aires, AR)
- Plasma amino acid concentrations are independently associated with adverse outcomes in heart failure and preserved ejection fraction: prognostic utility of amino acid profiles in HFpEF.** P1671  
 – W.G. Hunter, J.P. Kelly, R.W. McGarrah, M.G. Khouri, D.M. Craig, C. Haynes, O. Ilkayeva, R.D. Stevens, M.J. Muehlbauer, C.B. Newgard, G.M. Felker, A.F. Hernandez, E.J. Velazquez, W.E. Kraus, S.H. Shah (Durham, US)
- Accumulation of cardiac extracellular matrix is associated with adverse outcome in patients with chronic heart failure.** P1672  
 – F. Duca, C. Zotter-Tufaro, A. Kammerlander, A. Panzenboeck, B. Boerries, S. Aschauer, H. Agis, R. Kain, J. Mascherbauer, D. Bonderman (Vienna, AT)
- Nursing home admission in heart failure patients: a nationwide cohort study.** P1673  
 – R. Roerth, E.L. Fosbol, K. Kragholm, U.M. Mogensen, G.H. Gislason, C. Torp-Pedersen, L. Kober, S.L. Kristensen (Copenhagen, Aalborg and Gentofte, DK)
- Is adaptive servo ventilation therapy harmful for patients with heart failure with reduced ejection fraction? Comparison of SERVE-HF with Japanese real world.** P1674  
 – N. Takama, H. Sorimachi, H. Hasegawa, K. Goto, T. Kato, M. Kurabayashi (Maebashi, Fukaya, Isesaki and Tomioka, JP)
- EXERCISE TESTING AND TRAINING II**
- A low heart rate recovery after maximal cardiopulmonary exercise test predicts an impaired diastolic function in the general population at risk: insights from the EUROEX trial.** P1675  
 – P.L. Laforgia, F. Bandera, G. Generati, M. Pellegrino, D. Fina, E. Alfonzetti, M. Spiess, M. Halle, M. Guazzi (San Donato Milanese, IT; Munich, DE)
- Prognostic value of exercise testing for risk stratification in stable coronary artery disease: beyond conventional risk factors.** P1676  
 – S. Guerreiro, J. Mesquita, M. Castro, J. Carmo, N. Vale, J. Calqueiro, M. Mendes (Lisbon, PT)
- Effect of beta-adrenergic receptor blocker on peripheral vascular resistance during exercise in patients with heart disease.** P1677  
 – M. Murata, H. Adachi, S. Oshima (Maebashi, JP)

- Supervised exercise training in patients with peripheral arterial disease is associated with an increase of vascular stress and profunda femoral artery diameter.** P1678  
 – J.F. Dopheide, J. Rubrech, A. Trumpp, P. Geissler, G. Zeller, B. Schnorbus, F.P. Schmidt, T. Gori, T. Munzel, C. Espinola-Klein (Mainz, DE)
- Diagnostic value of ST-segment deviations during cardiac exercise stress testing: comparison of different ECG leads and time-points.** P1679  
 – C. Puelacher, M. Wagener, U. Honegger, N. Schaerli, R. Leber, I. Strebel, M. Zellweger, R. Abaecherli, C. Mueller, T. Reichlin (Basel and Baar, CH)
- The role of arterial stiffness in mediating the association between grip strength and cardiovascular events: the Korean Genome and Epidemiology Study.** P1680  
 – C.U. Choi, S.K. Lee, J.O. Na, J.I. Choi, S.H. Kim, S.Y. Suh, H.E. Lim, J.W. Kim, E.J. Kim, S.W. Rha, C.G. Park, H.S. Seo, D.J. Oh, C. Shin (Seoul, Ansan-si and Incheon, KR)
- Change in physical activity and cardiovascular risk factors over 16 years.** P1681  
 – R. Hermansen, A.R. Broderstad, B.K. Jacobsen, M. Mahonen, T. Wilsgaard, B. Morseth (Tromsø, NO; Oulu, FI)
- Physical activity in hypertrophic cardiomyopathy: prevalence of inactivity and perceived barriers.** P1682  
 – J. Sweeting, J. Ingles, A. Timperio, J. Patterson, K. Ball, C. Semsarian (Sydney and Melbourne, AU)
- Cardiorespiratory fitness attenuates obesity related risk of coronary artery calcification.** P1683  
 – S.Y. Jae, S. Kurl, J.A. Laukkanen, B.A. Franklin, Y.H. Choi, B. Fernhall (Seoul, KR; Kuopio, FI; Royal Oak and Chicago, US)
- Potential gain of occupational and leisure physical activities on the link between occupational social inequalities and cardiovascular diseases: the PRIME study.** P1684  
 – Y. Esquirol, S. Huo Yung Kai, J.B. Ruidavets, V. Bongard, S. Tatishvili, J. Ferrieres (Toulouse, FR)
- Validity of three consumer-based physical activity devices: fitbit charge hr, garmin forerunner 225 and mio fuse.** P1685  
 – J. Claes, A. Avila, V. Cornelissen, H. Cool, A. Segers, R. Buys (Leuven, BE)
- The effect of walking, standing and stepping when using an active workstation on neurocognitive and typing skills: a randomized trial.** P1686  
 – M.A. Gomez Ibarra, V.K. Somers, J.R. Medina-Inojosa, J. Bauman, D. Ahrens, M. Supervia-Pola, M. Garcia, F. Lopez-Jimenez (Rochester, US)
- Long-term impact of the mActive physical activity trial on cardiometabolic health.** P1687  
 – B. Urrea, S. Kianoush, D.I. Feldman, M.J. Blaha, S.S. Martin (Baltimore, US)
- A meta-analysis of the effect of Tai Chi exercise on blood lipid profiles with qualified randomized controlled trials.** P1688  
 – X.H. Pan, X.H. Zhang, Y.P. Wang, P. Hu, J.B. Jiang, M.X. Xiang, J.A. Wang (Hangzhou, CN)
- Change of physical activity after inappropriate shock therapies in Japanese patients with implantable cardioverter defibrillator.** P1689  
 – Y. Kondo, M. Ueda, M. Nakano, M. Ishimura, K. Miyazawa, M. Nakano, Y. Kobayashi (Chiba, JP)
- Temporal trends of cardiorespiratory fitness in Saudia Arabia.** P1690  
 – M. Al-Mallah, A. Ahmed, A. Jamil (Riyadh, SA)
- An age old problem: Screening asymptomatic veteran athletes for coronary artery disease.** P1691  
 – A. Merghani, V. Maestrini, S. Rosmini, A.T. Cox, H. Dhutia, T.J. Yeo, R. Narain, A. Malhotra, M. Papadakis, M. Wilson, M. Tome, J.C. Moon, K. Alfakih, S. Sharma (London, UK; Doha, QA)
- Prevalence of previously known and silent atrial fibrillation in veteran endurance athletes.** P1692  
 – F. Braunschweig, C. Holmqvist, E. Svennberg, M. Rosenqvist, L. Bergfeldt (Stockholm and Gothenburg, SE)
- Feature tracking cardiovascular magnetic resonance in the differential diagnosis of myocardial hypertrophy.** P1693  
 – A.M. Maceira-Gonzalez, L. Tuset-Sanchis, B. Igual, M.P. Lopez, J.V. Monmeneu, M.P. Garcia (Valencia and Barcelona, ES)

**CARDIOVASCULAR PREVENTION OUTCOMES I**

- Nurse-led telephone-based follow-up of secondary prevention after acute myocardial infarction: one-year results from the randomized controlled NAILED-ACS trial.** P1694  
 – D. Huber, R. Henriksson, S. Jakobsson, T. Moee (Urmeå, SE)
- Six sigma approach to reduce door-to-balloon time for patients with ST-elevation myocardial infarction undergoing primary PCI.** P1695  
 – T. Sharma, R. Chaudhary, H. Chahil, A. Sukhi, W. Jaquis, B. Dubois, C. Cummings, M. Kakellos, C. Wesley, M. Moscucci (Baltimore, US)
- Evolution of European Society of Cardiology Guidelines since 2000: a systematic appraisal.** P1696  
 – C. Badu-Boateng, A. Yavari, R. Sarwar (London and Oxford, UK)
- Inhibition of acetylcholinesterase by bromide pyridostigmine prevents ventricular dysfunction, autonomic and reduce inflammatory profile in rats treated previously to myocardial infarction.** P1697  
 – C.A. Barboza, J.C. Oliveira, N.C. Carrozzi, L.M. Silva, P.M. Dourado, J.F. Machi, C. Mostarda, M.C. Irigoyen, E. Caperuto, B. Rodrigues (São Paulo, Sao Luiz and Campinas, BR; Fort Lauderdale, US)
- Antihypertensive and anti-inflammatory effects of pentoxifylline? A Systematic review and meta-analysis of randomized controlled trials.** P1698  
 – D. Brie, A. Sahebkar, M. Dinca, S. Ursoniu, P. Penson, M.C. Serban, A. Zanchetti, G. Howard, A. Ahmed, W.S. Aronow, P. Muntner, G.Y.H. Lip, N.D. Wong, J. Rysz, M. Banach (Timisoara, RO; Mashhad, IR; Liverpool and Birmingham, UK; Milan, IT; Birmingham, Washington, New York and Los Angeles, US; Lodz, PL)

- The treatment benefit of the ACE-inhibitor perindopril on top of beta-blocker therapy in patients with vascular disease.** P1699  
 – J.J. Brugts, M. Bertrand, R. Ferrara, K. Fox, S. MacMahon, J. Chalmers, M. Simoons, H. Boersma (Rotterdam, NL; Lille, FR; Ferrara, IT; London, UK; Sydney, AU)
- Healthcare use in peripheral arterial disease without history of stroke/TIA in a large health organization.** P1700  
 – L.D. Bash, D. Weitzman, A. Milwidsky, G. Chodick, V. Shalev (Whitehouse Station, US; Tel Aviv, IL)
- Evaluation of effectiveness of a dedicated educative movie on understanding and satisfaction of patients before coronary angiography: the INFOCORO study.** P1701  
 – B. Lattuca, N. Barber-Chamoux, B. Alos, A. Sfaxy, N. Miton, T. Levasseur, C. Servoz, F. Derimay, O. Hachet, M. Akodad, J. Pollet, A. Mulliez, P.G. Steg, Y. Juilliere, C. Bouleti (Nîmes, Clermont-Ferrand, Boulogne-Billancourt, Paris, Reims, Toulouse, Lyon, Annecy, Montpellier and Nancy, FR)
- Randomized controlled dietary intervention trial comparing mediterranean and vegetarian diets for cardiovascular prevention: preliminary results.** P1702  
 – G. Pagliari, M. Dinu, F. Cesari, A.M. Gori, B. Giusti, R. Marcucci, A. Casini, F. Sofi (Florence, IT)
- Long-term treatment with atorvastatin does not improve diastolic function compared with placebo in hypertensive patients in the Anglo Scandinavian cardiac outcome trial (ASCOT).** P1703  
 – D.M. Thompson, J. Mayet, A.D. Hughes, A.D. Stanton, S.A.M. Thom (London, UK; Dublin, IE)
- A systematic review and meta-analysis of randomized controlled trials investigating the effects of statin therapy on plasma lipid concentrations in hiv-infected patients.** P1704  
 – M. Banach, M. Dinca, S. Ursoniu, M.C. Serban, D.P. Mikhailidis, G.F. Watts, A. Sniderman, J. Rysz, M. Rizzo, P.P. Toth, P. Muntner, J.J.P. Kastelein, A. Sahebkar (Lodz, PL; Timisoara, RO; London, UK; Perth, AU; Montreal, CA; Palermo, IT; Baltimore and Birmingham, US; Amsterdam, NL; Mashhad, IR)
- Adverse events in patients with LDL-C <0.65 mmol/L (<25 mg/dL) or <0.39 mmol/L (<15 mg/dL) during alirocumab treatment for up to 104 weeks: data from 14 randomized trials.** P1705  
 – J. Robinson, R.S. Rosenson, M. Farnier, U. Chaudhari, W.J. Sasiela, L. Merlet, K. Miller, J.J.P. Kastelein (Iowa City, New York, Bridgewater, Tarrytown and Basking Ridge, US; Dijon and Chilly-Mazarin, FR; Amsterdam, NL)
- Efficacy of evolocumab in patients across ESC/EAS CV risk subgroups.** P1706  
 – E. Stroes, H. Kassahun, R. Dent, C. Turkington, R. Somaratne, M. Blagden (Amsterdam, NL; Thousand Oaks, US; Zug, CH; Cambridge and Chesterfield, UK)
- Comparative renal safety of rosuvastatin versus other statins in patients with very high cardiovascular risk.** P1707  
 – F. Colivicchi, L. Franzini, L. Castello, A. Aiello, L. Degli Esposti, V. Blini (Rome, Milan and Ravenna, IT)
- Effects of angiotensin converting enzyme inhibition or angiotensin receptor blockade in dialysis patients: a nation-wide data survey and propensity analysis.** P1708  
 – C. Wu (Taipei, TW)
- Long-term safety, tolerability, and efficacy of evolocumab in patients with heterozygous familial hypercholesterolaemia.** P1709  
 – G.K. Hovingh, F.J. Raal, R. Dent, C. Stefanutti, O. Descamps, L. Masana, A. Lira, I. Bridges, R. Somaratne, D. Sullivan (Amsterdam, NL; Johannesburg, ZA; Zug, CH; Rome, IT; Haine-Saint-Paul, BE; Reus, ES; Thousand Oaks, US; Cambridge, UK; Camperdown, AU)
- Pharmacokinetics and pharmacodynamics of evolocumab in patients with renal impairment.** P1710  
 – E. Lee, J. Gibbs, S.M. Wasserman, G. Block, M.G. Emery, B. Abosaleem, M. Tracy, M. Gibbs, R. Somaratne, S. Kasichayanula, P. Hanafin, O. Egbuna (Thousand Oaks and Denver, US; Cambridge, UK)
- Comparison of efficacy and safety of rosuvastatin 15 mg vs. 10 mg: subanalysis of the ROSU-PATH trial.** P1711  
 – M. Vrablik, M. Cevc, G.A. Dan, I. Karadi, M. Lutai, Z. Reiner, E. Shlyakhto, B. Barbic-Zagar (Prague, CZ; Ljubljana and Novo Mesto, SI; Bucharest, RO; Budapest, HU; Kiev, UA; Zagreb, HR; St. Petersburg, RU)
- Evaluation of target LDL-C levels attainment in patients at different cardiovascular risk: analysis of the ROSU-PATH trial.** P1712  
 – M. Cevc, E. Shlyakhto, G.A. Dan, I. Karadi, M. Lutai, Z. Reiner, M. Vrablik, B. Barbic-Zagar (Ljubljana and Novo Mesto, SI; St. Petersburg, RU; Bucharest, RO; Budapest, HU; Kiev, UA; Zagreb, HR; Prague, CZ)
- LDL extracellular vesicle coagulation protein levels change after initiation of statin therapy in healthy individuals.** P1713  
 – Y.N. Zhang, C.M. Gijssberts, A.H. Schoneveld, J.W. Wang, F. Vernooij, M.L. Bots, J.R. Crouse Iii, G.W. Evans, D.H. O'Leary, D.E. Grobbee, J.S. Raichlen, D.P.V. De Kleijn (Singapore, SG; Utrecht, NL; Winston-Salem, Boston and Wilmington, US)
- CARDIOVASCULAR RISK IN POPULATIONS**
- Similar high distance to recommended LDL-cholesterol-targets despite chronic statin treatment in Europe, Canada, Middle East, Africa and Asia - Results of DYSIS.** P1714  
 – A.K. Gitt, D. Lautsch, M. Horack, P. Brudi, B. Ambegaonkar, J. Ferrieres (Ludwigshafen, DE; Vienna, AT; Kenilworth, US; Toulouse, FR)
- Prevalence of elevated LDL- cholesterol and the risk of cardiovascular events in a population with established atherosclerotic cardiovascular disease, type 2 diabetes and metabolic dyslipidemia.** P1715  
 – J. Rana, J.Y. Liu, H.H. Moffet, S.H. Boklage, U.S. Mallya, A.J. Karter (Oakland, Tarrytown and Bridgewater, US)
- Trends in high-intensity statin therapy after myocardial infarction, 2011-2014.** P1716  
 – R.S. Rosenson, M.E. Farkouh, B. Taylor, H. Zhao, V. Bittner, T.M. Brown, E.B. Levitan, K.L. Monda, M. Kilgore, P. Muntner (New York, Thousand Oaks and Birmingham, US)

- Cardiovascular events of patients presenting with peripheral artery disease (PAD): an epidemiological analysis using a claims database in France.** P1717  
 – A. Bura Riviere, C. Laurendeau, S. Bouee, J. Gourmelen, F. Thomas-Delecourt (Toulouse, Bourg-la-Reine, Villejuif and Rueil-Malmaison, FR)
- Impact of cardiovascular co-morbidities on all-cause mortality in lung, breast, prostate and bowel cancer.** P1718  
 – P.R. Carter, J. McGowan, O. Ziff, H. Uppal, S. Chandran, R. Potluri (London, Manchester and Birmingham, UK)
- Changes in the epidemiology of acute coronary syndromes during a decade.** P1719  
 – G. Thorgeirsson, B.B. Masdottir, T.H. Gudhason, M. Heimisdottir (Reykjavik, IS)
- The burden of ischemic heart disease in the middle east and north Africa 1990-2013.** P1720  
 – M. Mirzaei, M.M. Mirzajani, A. Moran, A. Mokdad, G.A. Roth (Yazd and Zanjan, IR; New York and Seattle, US)
- Long-term trends in hospitalisation rates for coronary heart disease sub-types in the Western Australian population; a database study, 1995-2013.** P1721  
 – L. Nedkoff, D. Lopez, M.S.T. Hobbs, M. Knuiman, J. Hung, J. Bellby, S. Mathur, T.G. Briffa, A. Reynolds, F.L. Wright, M. Goldacre, F.M. Sanfilippo (Perth and Canberra, AU; Oxford, UK)
- Average resting heart rate in men and women and incidence of a wide range of cardiovascular diseases in a cohort study of 233,970 adults: a linked electronic health records CALIBER study.** P1722  
 – O. Archangelidi, M. Pujades-Rodriguez, A. Timmis, X. Jouven, H. Hemingway (London and Leeds, UK; Paris, FR)
- Major cardiovascular risk factors in an unselected “real world” screening cohort: insights from the Belgian heart rhythm week programme.** P1723  
 – M. Proietti, G.H. Mairesse, P. Goethals, C. Scavee, J. Vijgen, I. Blankoff, Y. Vandekerckhove, G.Y.H. Lip (Birmingham, UK; Arlon, Brussels, Hasselt, Charleroi and Bruges, BE)
- Should we screen for PAD in patients with atherosclerotic risk factors?** P1724  
 – A. Phrommintikul, R. Krittiyapong, W. Wongcharoen, P. Sritara (Chiang Mai and Bangkok, TH)
- Population attributable risks of 5 conventional risk factors as well as lipoprotein (a) and serum albumin concentrations for first incident acute myocardial infarction in Chinese Han ethnic population.** P1725  
 – D.P. Cai, Q. Yang, Y.M. He, H.F. Xu, X.J. Yang (Suzhou, CN; Hong Kong, HK)
- Metabolic disease in the general population: a potential cyclic GMP deficiency states.** P1726  
 – V. Cannone, C.G. Scott, K.R. Bailey, D.M. Heublein, M.M. Redfield, R.J. Rodeheffer, J.P. Stasch, J.C. J.R. Burnett (Rochester, US; Wuppertal, DE)
- Dependence of glucose levels on triglycerides and body mass index: an analysis using national health and nutrition examination survey data (2003-2012).** P1727  
 – P.P. Toth, K.M. Henriksson, M.K. Palmer (Sterling, US; Mölndal, SE; Manchester, UK)
- Associations between elevated resting heart rate and subclinical atherosclerosis in asymptomatic Korean adults undergoing coronary artery calcium scoring.** P1728  
 – D. Han, J.H. Lee, A. Rizvi, H.E. Park, S.Y. Choi, J. Sung, J.K. Min, H.J. Chang, B. O Hartaigh (Seoul, KR; New York, US)
- Gender features of heart disease risk in population with depression in Russia/Siberia: WHO program MONICA-psychosocial.** P1729  
 – V. Gafarov, E. Gromova, D. Panov, I. Gagulin, A. Gafarova (Novosibirsk, RU)
- Anxiety, depression and prehypertension in Russian population: the Russian epidemiology survey ESSE-RF.** P1730  
 – A. Erina, O. Rotar, A. Konradi, S. Shalnova, Y. Balanova, A. Deev, I.U. Zhemakova, E. Oschepkova, Y. Karpov, I. Chazova, S. Boytsov, E. Shlyakhto (St. Petersburg and Moscow, RU)
- Does central aortic pressure predict the new onset of microalbuminuria in the general population?** P1731  
 – H. Takase, T. Tanaka, D. Nonaka, S. Takayama, H. Hayashi, T. Sugiura, S. Yamashita, N. Ohte, Y. Dohi (Hamamatsu, Nagoya and Seto, JP)
- Periodontal disease - A potential risk factor for myocardial infarction in younger women.** P1732  
 – E.E. Ekstrand, A.G. Gustafsson, A.N. Norhammar, P.N. Nasman, L.R. Ryden, B.K. Kjellstrom (Stockholm, SE)
- The impact of serum iron levels on cardiovascular mortality in general population.** P1733  
 – T. Takahashi, T. Watanabe, T. Shishido, T. Sugai, T. Taku, M. Yokoyama, D. Kinoshita, S. Nishiyama, H. Takahashi, T. Arimoto, T. Miyamoto, I. Kubota (Yamagata, JP)
- Discovery and replication of new risk markers for 5-year kidney function decline using a targeted multiplex proteomics chip.** P1734  
 – J. Arnlöv, E. Ingelsson, J. Sundstrom, J.J. Carrero, S. Gustafsson, M. Stenemo, A. Larsson, L. Lind, A.C. Carlsson (Uppsala and Stockholm, SE)
- AORTIC VALVE DISEASE**
- Anatomical and procedural predictors for permanent pacemaker after newer generation balloon-expandable transcatheter aortic valve implantation.** P1735  
 – Y. Maeno, Y. Kazuno, N. Takahashi, H. Kawamori, Y. Abramowitz, G. Mangat, M. Kashif, S. Kubo, K. Okuyama, T. Chakravarty, M. Nakamura, W. Cheng, R. Makkar, H. Jilaihawi (Los Angeles, US)
- Significant aortic regurgitation as a result of the interaction of self-, balloon- and mechanically expanded transcatheter heart valves with aortic root.** P1736  
 – R. Rodriguez-Olivares, R. Sakhi, N. El Faquir, Z. Rahhab, L. Van Gils, J. De Vries, S. Van Wenen, P.P.T. De Jaegere, N.M.D.A. Van Mieghem (Rotterdam, NL)
- Is aortic stenosis associated with anaemia: review of 1084 patients at a tertiary cardiac centre.** P1737  
 – F. Choudhary, M. Saleh, E. Lee, R. Henderson (Nottingham, UK)

<b>MicroRNA expression profiles of thoracic aortic aneurysms in bicuspid aortic valve by next-generation sequencing.</b>	P1738
– I. Foffa, A. Borghini, S. Pulignani, C. Vecoli, P.A. Farneti, L. Ait-Ali, M.G. Andreassi (Pisa and Massa, IT)	
<b>Importance of aortic valve short axis measurements for prediction of aortic regurgitation caused by aortic root dilatation.</b>	P1739
– A. Tsuneto, K. Eishi, S. Kojima, Y. Kimura, N. Sakaguchi, A. Chiba, D. Sato, T. Minami, T. Katayama, Y. Koide, S. Ikeda, H. Kawano, K. Tanigawa, T. Miura, K. Maemura (Nagasaki, JP)	
<b>Impact of aortic plaque on the progression rate and prognosis of aortic stenosis.</b>	P1740
– S. Nishimura, C. Izumi, M. Imanaka, M. Kuroda, M. Amano, S. Imamura, N. Onishi, Y. Tamaki, S. Enomoto, M. Miyake, T. Tamura, H. Kondo, K. Kaitani, Y. Nakagawa (Tenri, JP)	
<b>Sarcopenia is associated with increased mortality and worse quality of life after transcatheter aortic valve replacement.</b>	P1741
– B. Lindman, J. Sheehy, M. Chung, A. Perry, N. Quader, A. Zajarias, A. Vatterott, C. Lawler, S. Melby, J. Lasala, H. Maniar, E. Novak (St. Louis, US)	
<b>Patients with aortic stenosis and normal global longitudinal strain have impaired basal subendocardial function.</b>	P1742
– M. Alashry, S.A. Luis, A. Tunhasirwet, R. Padang, V.T. Nkomo, E. Oehler, S.V. Pislaru, P.A. Pellikka, C. Pislaru (Rochester, US)	
<b>Influence of metabolic syndrome on progression of calcific aortic valve stenosis - the COFRASA - GENERAC study.</b>	P1743
– A. Testuz, V. Nguyen, T. Mathieu, C. Kerneis, C. Cimadevilla, N. Kubota, I. Codogno, A. Vahanian, D. Messika-Zeitoun (Paris, FR)	
<b>Higher apical rotation and twist of left ventricle in patients with severe aortic stenosis in comparison with controls.</b>	P1744
– K. Wierzbowska-Drabik, A. Mielczarek, P. Lipiec, J.D. Kasprzak (Lodz, PL)	
<b>Functional mitral regurgitation as a determinant of symptomatic status in patients with aortic valve stenosis.</b>	P1745
– C. Maffei, G. Benfari, R.M. Inciardi, G. Geremia, S. Nistri, C. Vassanelli, M. E Sarano, A. Rossi (Verona and Altavilla Vicentina, IT; Rochester, US)	
<b>Long term outcome of Ross procedure in young and adult patients according to etiology. Who are the patients who benefit from more of this surgery?</b>	P1746
– V.P. Pergola, G. Di Salvo, B. Fadel, E. Devo, M. Al-Shaid, M. Al-Admawi, Z. Bulbul, Z. Issa, S. Al-Oufi, M. Al-Amri, H. Al-Harbi, S. Keating, A. Salmi, S. Emmanuel, Z. Al-Halees (Riyadh, SA)	
<b>Chronic kidney disease and acute kidney injury stages after transcatheter aortic valve implantation.</b>	P1747
– R. Meneguz Moreno, A.J.O. Ramos, A. Castro-Filho, T. Jatene, A.D. Jeronimo, D. Siqueira, A. Moreira, D.L. Bihan, R. Barretto, M. Arrais, A. Abizaid, A.M.G. Sousa, J.E. Sousa (São Paulo, BR)	
<b>Reasons for hospital readmission within one year after transcatheter aortic valve implantation.</b>	P1748
– A. Franzone, T. Pilgrim, N. Arnold, R. Piccolo, F. Praz, L. Raeber, M. Valgimigli, P. Wenaweser, A. Moschovitis, S. Windecker, S. Stortecky (Bern, CH)	
<b>SOLO stentless aortic valves: haemodynamic and clinical performance in 345 patients in a six-year period.</b>	P1749
– M. Andrade, B. Marinho, R. Cerqueira, F. Saraiva, N. Vilas-Boas, J. Almeida, P. Pinho, A. Leite-Moreira, M.J. Amorim (Porto, PT)	
<b>Prognostic impact of mitral regurgitation changes after TAVI.</b>	P1750
– M. Barletta, I. Rosa, S. Stella, F. Ancona, C. Marini, A. Latib, M. Montorfano, A. Chieffo, A. Castiglioni, A. Margonato, O. Alfieri, A. Colombo, E. Agricola (Milan, IT)	
<b>Aortic valve intervention in patients with liver cirrhosis; TAVI is a viable option.</b>	P1751
– O. Aldalati, M. Silaschi, J. Byrne, M. Eskandari, P. Ludman, R. Dworakowski, O. Wendler, E. Alcock, S. Doshi, M. Heneghan, M. Monaghan, P. MacCarthy (London and Birmingham, UK)	
<b>The importance of pre-operative left atrial volume on early and late outcome and left atrio-ventricular reverse remodeling in patients undergoing mitral surgery for mitral valve prolapse.</b>	P1752
– G. Di Gioia, S. Mega, A. Nenna, F. Musumeci, M. Miglionico, G. Di Sciascio (Rome, IT)	
<b>Esophageal Lesions during Mitraclip uSING TRansEsophagealEchocardiography-Trial (ELMSTREET).</b>	P1753
– T.F. Ruf, C. Pfluecke, S. Wiedemann, R.H. Strasser (Dresden, DE)	
<b>Serotonin receptors antagonists revert mitral valve Interstitial cell activation in vivo and in vitro.</b>	P1754
– G. Ferrari, K. Driesbaugh, J.B. Grau, R.J. Levy (Philadelphia, US; Milan, IT)	
<b>Matrix metalloproteinases and transforming growth factor are a risk factor for calcification of mitral stenosis.</b>	P1755
– S. Aloui, W. Zidi, N. Fourti, A. Abbes, I. Guizani, A. Zaroui, Y. Zayeni, R. Mechmeche, M.S. Mourali, M. Allal-Elasmi, N. Kaabachi (Tunis, TN)	
<b>Computational modelling for personalisation of treatment in transcatheter mitral valve replacement.</b>	P1756
– A. De Vecchi, D.A. Nordsletten, R. Rajani, V. Bapat, S.A. Niederer (London, UK)	
<b>Infective endocarditis following transcatheter pulmonary valve implantation, a single center experience.</b>	P1757
– A. Husain, B. Fadel, K. Alassas, G. Di Salvo, D. Mohty, F. Alfadley, M. Aljoufan (Riyadh, SA; Limoges, FR)	
<b>Risk factors for the development of signs of persistent infection in infective endocarditis. Potential role of early surgery.</b>	P1758
– C. Ferrera Duran, I. Vilacosta, C. Olmos, C. Fernandez Perez, J. Lopez, C. Sarria, J. Cobiella, L. Maroto, D. Vivas, C. Sanchez Enrique, A. Freitas Ferraz, G. Tirado, C. Saez, T. Sevilla, J.A. San Roman (Madrid and Valladolid, ES)	
<b>Rheumatic affection of mitral valve avoids mid and long-term success in electrical cardioversions of atrial fibrillation.</b>	P1759
– J.A. De La Chica, I. Navarrete, A.A. Rojas, P. Guardia, A. Aviles (Málaga, ES)	

- Epidemiological characteristics, etiological spectrum and management of valvular heart disease in a cardiovascular center of Tunisia.** P1760  
 – F. Triki, D. Abid, R. Hammami, N. Tabbebi, S. Ben Kahla, M. Hentati, L. Abid, S. Kammoun (Sfax, TN)
- Echocardiographic morpho-functional changes of the implanted aortic valve in TAVI patients: a long term follow-up (5-year) study.** P1761  
 – M. Muratori, L. Fusini, S. Ghulam Ali, G. Tamborini, P. Gripari, M. Mapelli, M. Agrifoglio, A.L. Bartorelli, F. Alamanni, M. Pepi (Milan, IT)
- CHRONIC PULMONARY HYPERTENSION**
- The role of efferocytosis in venous patency.** P1762  
 – A. Alimohammadi, M.P. Winter, S. Sharma, A. Panzenboeck, J. Altmann, I.M. Lang (Vienna, AT)
- Usefulness of pressure-wire-guided percutaneous transluminal pulmonary angioplasty for pulmonary circulation on exercise.** P1763  
 – Y. Shigeta, T. Inami, M. Kataoka, H. Ishiguro, H. Kikuchi, H. Yoshino, T. Satoh (Tokyo, JP)
- Mortality rates in chronic thromboembolic pulmonary hypertension patients: medical versus surgical treatment.** P1764  
 – M.J. Lopez Gude, A. Quezada, A. Santos Lozano, T. Velazquez, S. Alonso, J.L. Perez Vela, M.A. Gomez Sanchez, L. Moran, J.M. Cortina Romero, P. Escribano Subias (Madrid, ES)
- Efficacy of percutaneous transluminal pulmonary angioplasty (PTPA) on discontinuing ambulatory oxygen therapy in patients with CTEPH.** P1765  
 – H. Kikuchi, S. Mizumi, Y. Shigeta, T. Inami, H. Ishiguro, A. Gouda, K. Sakata, T. Satoh, H. Yoshino (Tokyo, JP)
- The evaluation of segmental lung perfusion with biphasic contrast enhanced dual-energy computed tomography by type of lesion in patients with chronic thromboembolic pulmonary hypertension.** P1766  
 – H. Shimokawahara, S. Ijuin, S. Haneta, H. Tanaka, N. Nuruhi, M. Sonoda (Kagoshima, JP)
- Sleep apnea in patients undergoing balloon pulmonary angioplasty for chronic thromboembolic pulmonary hypertension.** P1767  
 – R. Fukuoka, T. Kohno, T. Kawakami, M. Kimura, T. Inohara, S. Isobe, M. Kataoka, Y. Maekawa, M. Sano, K. Fukuda (Tokyo, JP)
- Additive effects of cardiac rehabilitation to balloon pulmonary angioplasty on exercise intolerance, ventilatory inefficiency, heart failure symptoms, and quality of life.** P1768  
 – S. Fukui, T. Ogo, H. Takaki, J. Ueda, A. Tsuji, L. Kumasaka, T. Arakawa, M. Nakanishi, S. Yasuda, H. Ogawa, N. Nakanishi, Y. Goto (Osaka, JP)
- Usefulness of pulmonary artery diameter measurements to predict lung infiltration after balloon pulmonary angioplasty.** P1769  
 – K. Sugimoto, K. Nakazato, N. Sakamoto, T. Yamaki, H. Kunii, H. Suzuki, S. Saitoh, Y. Takeishi (Fukushima, JP)
- Prevalence of coronary artery to pulmonary artery collaterals in patients with chronic thromboembolic pulmonary hypertension: retrospective analysis from a single center.** P1770  
 – A.K. Kepez, B.M. Mutlu, A.P. Paudel, C.I. Ileri, H.A. Atas, B.Y. Yildizeli (Istanbul, TR)
- Osteopontin (OPN) and its potential role in the pathogenesis of chronic thromboembolic pulmonary hypertension (CTEPH).** P1771  
 – S. Koelmel, A. Kaeberich, L. Hobohm, V. Krieg, M.L. Bochenek, S. Guth, P. Wenzel, T. Muenzel, S. Konstantinides, E. Mayer, K. Schaefer, M. Lankeit (Mainz, Bad Nauheim and Berlin, DE)
- Balloon pulmonary angioplasty improves right ventricular (RV) energetic efficiency via the improvement of RV-pulmonary artery coupling in patients with chronic thromboembolic pulmonary hypertension.** P1772  
 – T. Sakamoto, K. Abe, K. Horimoto, K. Hosokawa, K. Oi, Y. Mukai, Y. Yamasaki, M. Nagao, T. Ide, K. Sunagawa (Fukuoka, JP)
- The incidence of abnormal ventilation/perfusion SPECT in pulmonary hypertension without chronic thromboembolism.** P1773  
 – K. Chan, T. Kotecha, J. Caetano, S. Ioannidis, J.G. Coghlan, M. Hall, B.E. Schreiber (London, UK)
- Balloon pulmonary angioplasty for inoperable patients with chronic thromboembolic pulmonary hypertension. Results of a Spanish series.** P1774  
 – M. Velazquez, A. Albarran, A. Quezada, J. Garcia Tejada, S. Mayordomo, B. Rubio, P. Plikington, S. Alonso, C. Jimenez, N. Tovar, M.J. Lopez Gude, J.M. Cortina, L. Moran, P. Escribano (Madrid, ES)
- Comparative outcome of incident patients with pulmonary hypertension due to lung disease according with the haemodynamic classification of the 2015 ESC-ERS pulmonary hypertension guidelines.** P1775  
 – C. Bachetti, A. Rinaldi, M. Palazzini, F. Dardi, G. Mazzanti, E. Gotti, A. Albin, E. Monti, D. Guarino, A. Manes, N. Galie' (Bologna, IT)
- Influence of age at diagnosis in the prognostic evaluation of patients with idiopathic pulmonary arterial hypertension and associated to connective tissue disease: insights of Spanish Registry (REHAP).** P1776  
 – R. Del Pozo, C.A. Quezada-Loaiza, J.A. Barbera, L. Dos-Subira, L. Molina-Ferragut, M.J. Castillo-Palma, V. Egurbide-Arberas, M. Marin-Gonzalez, I. Furest-Carrasco, P. Escribano-Subias (Madrid, Barcelona, Sevilla, Bilbao and Valencia, ES)
- Survival implications of right ventricular function and von willebrand serological markers in patients with pulmonary arterial hypertension.** P1777  
 – J. Ray, C. Austin, D. Chen, B. Shapiro, J. Blackshear (Jacksonville, US)



**CARDIOMYOPATHY**

- Impact of papillary muscle hypertrophy in hypertrophic cardiomyopathy: insights from cardiac magnetic resonance analysis.** P1778  
 – T. Kawamura, Y. Iwanaga, M. Yasuda, Y. Miyaji, T. Nakamura, S. Miyazaki (Osakasayama, JP)
- Influence of lifetime exposure to physical exercise on ventricular arrhythmias in patients with hypertrophic cardiomyopathy.** P1779  
 – L.A. Deigaard, T.F. Haland, O.H. Lie, M. Ribe, I.S. Leren, T. Edvardsen, K.H. Haugaa (Oslo, NO)
- Global and regional echocardiographic strain to assess early phase of hypertrophic cardiomyopathy due to sarcomeric mutations.** P1780  
 – G. Baudry, N. Mansencal, R. Cheikh-Khelifa, P. Richard, R. Isnard, O. Dubourg, M. Komajda, P. Charron (Paris and Boulogne-Billancourt, FR)
- Prognostic significance of cardiopulmonary exercise testing in hypertrophic cardiomyopathy.** P1781  
 – T. Zegkos, D. Parcharidou, G. Efthimiadis, M. Didagelos, D. Ntelios, S. Hatzimiliadis, A. Ziakas, H. Karvounis (Thessaloniki, GR)
- Yield of the cascade family screening strategy to identify athletes with inherited cardiac diseases.** P1782  
 – J.J. Santos Mateo, M. Salar Alcaraz, C. Munoz Esparza, D. Lopez Cuenca, A. Pastor Moreno, M. Navarro Penalver, P. Penafiel, I. Perez, J.M. Lopez Ayala, F. Castro, J.P. Hernandez, M. Pagan, J.R. Gimeno (Murcia, ES)
- Elimination of obstruction using alcohol septal ablation is associated with lower occurrence of cardiovascular mortality events in patients with hypertrophic obstructive cardiomyopathy.** P1783  
 – J. Veselka, R. Adlova, D. Jahnlova, J. Januska, J. Krejci, P. Tomasov (Prague, Trinec and Brno, CZ)
- Defining titin cardiomyopathy: genotype- phenotype correlations in a large prospective cohort of dilated cardiomyopathy patients.** P1784  
 – U. Tayal, S. Newsome, R. Buchan, N. Whiffin, R. Walsh, J. Ware, S.K. Prasad, S.A. Cook (London, UK)
- Neuromuscular, pathological and genetic investigation in inherited cardiomyopathies.** P1785  
 – G. Limongelli, S. Sampaolo, G. Frisso, G. Pacileo, F. Salvatore, G. Di Iorio, R. Calabro (Naples, IT)
- Yield of genetic testing in 97 consecutive cardiomyopathies patients through next-generation sequencing and a custom gene panel endorsing the HRS/EHRA expert consensus statement guidelines.** P1786  
 – M.C. Kotta, L. Crotti, S. Salerno, S. Castelletti, M. Torchio, F. Dagradi, A. Ghidoni, M. Pedrazzini, M. Revera, A. Villani, G. Malfatto, G. Branzi, F. Cecchi, P.J. Schwartz, G. Parati (Milan, IT)
- Inflammation in cardiac amyloidosis correlates with poor prognosis.** P1787  
 – C.S. Siegismund, D. Lassner, U. Kuehl, F. Escher, U. Gross, C. Tschoepe, R. Linke, F. Fruhwald, N. Frey, P. Wenzel, H.P. Schultheiss (Berlin, Martinsried, Kiel and Mainz, DE; Graz, AT)
- Molecular characterization of portuguese patients with dilated cardiomyopathy.** P1788  
 – A. Sousa, P. Canedo, O. Azevedo, L. Lopes, T. Pinho, F. Rocha Goncalves, L. Goncalves, J. Silva Cardoso, J.C. Machado, E. Martins (Porto, Guimaraes, Lisbon and Coimbra, PT)
- Outcome of elderly patients after alcohol septal ablation for hypertrophic obstructive cardiomyopathy.** P1789  
 – D. Jahnlova, P. Tomasov, J. Veselka (Prague, CZ)
- Global longitudinal strain and left atrial volume index provide incremental prognostic value in patients with hypertrophic cardiomyopathy.** P1790  
 – Y.L. Hiemstra, P. Debonnaire, M. Bootsma, M.J. Schaliij, J.J. Bax, V. Delgado, N. Ajmone Marsan (Leiden, NL)
- Nonsustained ventricular tachycardia in cardiac sarcoidosis is the independent marker of increased cardiac event.** P1791  
 – A. Nomura, N. Serizawa, Y. Inagaki, A. Suzuki, T. Shiga, N. Hagiwara (Tokyo, JP)
- Cumulative effect of LMNA gene single nucleotide polymorphisms on the phenotype of dilated cardiomyopathy.** P1792  
 – T. Vaikhanskaya, T.V. Kurushka, L.N. Sivitskaya, N.G. Danilenko, O.G. Davidenko (Minsk, BY)
- CONGENITAL HEART DISEASE**
- Increasing burden of hospitalisations in patients with congenital heart disease: a population study of 5.2 million people.** P1793  
 – P. Lynn, S. Rodgers, G. Bear, R. Dobson, N.L. Walker, P.S. Jhund (Glasgow, UK)
- Factors associated with aortic risk in patients with FBN1 mutation.** P1794  
 – O. Milleron, J. Ropers, F. Arnoult, G. Delorme, M. Ballard, P. Renard, A. Bejbaum, J.S. Lequintrec, A.M. Vigneron, S. Doan, N. Cheurfa, N. Hanna, P. Arnaud, C. Boileau, G. Jondeau (Boulogne-Billancourt and Paris, FR)
- Arrhythmias in patients with different types of atrial septal defects: should we be concerned?** P1795  
 – A. Monteiro, L. Morais, G. Portugal, M. Afonso Nogueira, P. Silva Cunha, S. Laranjo, L. Sousa, J.A. Oliveira, M. Oliveira, F. Pinto, C. Trigo, A. Agapito, R. Cruz Ferreira (Lisbon, PT)
- Left ventricular hypertrophy in adults with previous repair of coarctation of the aorta; association with systolic blood pressure in the high normal range.** P1796  
 – D. Rinnstrom, M. Dellborg, U. Thilen, P. Sorensson, N.E. Nielsen, C. Christersson, B. Johansson (Umeå, Gothenburg, Lund, Stockholm, Linköping and Uppsala, SE)
- Adults with repaired coarctation of the aorta: factors associated with arterial hypertension and poor control of blood pressure.** P1797  
 – D. Rinnstrom, M. Dellborg, U. Thilen, P. Sorensson, N.-E. Nielsen, C. Christersson, B. Johansson (Umeå, Gothenburg, Lund, Stockholm, Linköping and Uppsala, SE)
- Double inlet- outlet right ventricle: a distinct congenital heart disease.** P1798  
 – V. Spadotto, C. Frescura, S.Y. Ho, G. Thiene (Padua, IT; London, UK)

- Inheritance of left ventricular structure and function implies no genetic predisposition to hypertensive heart disease in Caucasian twins.** P1799  
 – A. Kovacs, A.A. Molnar, M. Kolossvary, B. Szilveszter, L. Littvay, A.D. Tarnoki, D.L. Tarnoki, G. Jermendy, P. Maurovich-Horvat, P.P. Sengupta, B. Merkely (Budapest, HU; New York, US)
- Aortic stiffness and pulse wave analysis in children and adolescents with Marfan syndrome.** P1800  
 – A. Grillo, A. Pini, S. Marelli, M. Viecca, G. Trifiro, L. Gao, P. Salvi, R. Carretta, G. Parati (Milan, Rho and Trieste, IT; Beijing, CN)
- EXPERIMENTAL STUDIES ON ISCHAEMIA**
- Cardioprotective effects of Fv-HSP70 injection on ischemic/reperfusion injury.** P1801  
 – T. Tanimoto, M.H. Parsenghian, A.D. Petrov, T. Nakahara, H. Kawai, R. Nishimura, R.H. Weisbart, G. Chan, R.A. Richieri, G.T. Reynolds, P.P. Sengupta, N. Haider, F.G. Blankenberg, H.W. Strauss, J. Narula (New York, Lake Forest, Los Angeles and Stanford, US)
- LRP5 induces the canonical Wnt signalling pathway to protect the myocardium.** P1802  
 – M. Borrell-Pages, G. Vilahur, C. Romero, L. Casani, L. Badimon (Barcelona, ES)
- GDF11 worsens myocardial infarction outcome.** P1803  
 – A. Akhmedov, F. Montecucco, G.G. Camici, A. Schaub Clerigüe, F. Mach, T.F. Luescher (Schlieren, Geneva and Zurich, CH; Genoa, IT)
- Long-term glyceryl trinitrate treatment attenuates protection against ischemia-reperfusion injury from remote ischemic conditioning.** P1804  
 – M. Hauerslev, S.R. Mork, K. Pryds, H. Contractor, J. Hansen, M.R. Jespersen, J. Johnsen, M.R. Schmidt, P. Kleinbongard, G. Heusch, R. Kharbanda, H.E. Botker (Aarhus, DK; Oxford, UK; Essen, DE)
- Can high-dose intracoronary adenosine overcome the caffeine antagonism in fractional flow reserve measurement?** P1805  
 – H. Matsumoto, S. Okabe, H. Hayashi, Y. Taniguchi, M. Mikuri (Osaka, JP)
- Increased local production of C-type natriuretic peptide in patients with vasospastic angina.** P1806  
 – T. Soeki, T. Matsuura, E. Uematsu, S. Bando, T. Tobiume, K. Kusunose, T. Ise, K. Yamaguchi, S. Yagi, D. Fukuda, H. Yamada, T. Wakatsuki, M. Shimabukuro, M. Sata (Tokushima, JP)
- Short intra-aortic counterpulsation balloon prevents visceral hypoperfusion enhancing myocardial blood flow and hemodynamics in a porcine model of ischemia reperfusion.** P1807  
 – S. Gelsomino, F. Luca, C.M. Rao, P.W.J. Lozekoot, C. Puntrello, G.M. Francese, O. Parise, M.M.J. De Jong, K. Narendra, F. Benedetto, M. Romano, R. Lorusso, M. Lameir, M.M. Gulizia, J.G. Maessen (Maastricht, NL; Reggio Calabria, Trapani, Catania and Florence, IT; Brussels, BE)
- GLP-1 enhances left ventricular function during demand ischaemia and mitigates stunning in humans, but its effect is not mediated through the mitochondria IK-ATP channel.** P1808  
 – J. Giblett, J. Reinhold, S.J. Clarke, L.M. McCormick, P.A. Read, D.P. Dutka, S.P. Hoole (Cambridge, UK)
- Effect of remote ischemic preconditioning on arterial dilator function impairment related to invasive coronary procedures.** P1809  
 – M. Cesarano, G. Russo, A. Villano, M. Milo, A. De Vita, F.R. Spera, L. Gentile, P. Lamendola, G.A. Lanza, F. Crea (Rome, IT)
- GLP-1 cardioprotection from myocardial stunning during supply ischemia is not mediated by a mitochondrial K-ATP dependent pathway in humans.** P1810  
 – J. Giblett, R.J. Axell, S.J. Clarke, N.E.J. West, M. O'Sullivan, L.M. McCormick, P.A. Read, A.J. Brown, P.A. White, D.P. Dutka, S.P. Hoole (Cambridge, UK)
- Glucagon-like peptide-1 receptor agonists for chronic stable angina - the primary results of the LIONESS trial.** P1811  
 – A. Myat, S. Arri, D.L. Bhatt, P. Tunstell, B.J. Gersh, S.R. Redwood, M.S. Marber (London, UK; Boston and Rochester, US)
- Trans-coronary electrogram mapping during percutaneous coronary intervention: a novel electrophysiological assessment of myocardial viability.** P1812  
 – K. De Silva, A. Bandara, M. Ryan, J. Bostock, M. Marber, J. Gill, S. Redwood, S. Plein, D. Perera (London, UK)
- Modulation of monocyte chemoattractant protein 1 via Sphingosine 1 phosphate-induced autophagy by remote ischemic preconditioning stimuli in isolated perfused rat heart.** P1813  
 – J.S. Kim, S.A. Hwang, S.H. Lee, M.K. Chon, S.Y. Lee, K.W. Hwang, D.S. Lee, T.H. Kim, Y.S. Kim, Y.H. Park, J.H. Kim, K.J. Chun (Yongsan, KR)
- Prognostic impact of Copeptin after successful percutaneous coronary intervention for the prediction of recurrent cardiovascular events in patients with acute myocardial infarction.** P1814  
 – M.C. Kim, Y. Ahn, D.S. Sim, Y.J. Hong, J.H. Kim, M.H. Jeong, J.G. Cho, J.C. Park, H.J. Choi, M.G. Shin (Gwangju, KR)
- Ten-year clinical outcome of single stenting with and without a final kissing balloon technique for coronary bifurcation lesions.** P1815  
 – H. Masuda, H. Jinnouchi, S. Kuramitsu, M. Hyodo, S. Shirai, K. Ando, M. Nobuyoshi (Kitakyushu, JP)
- The cardioprotective efficacy of TVP1022 against ischemia/reperfusion injury and cardiac remodeling in rats.** P1816  
 – A. Malka, O. Ertracht, N. Bachner-Hinzenon, I. Reiter, O. Binah (Haifa, Nahariya and Tuval, IL)
- Sdnn can predict left ventricular remodeling and prognosis in patients with acute myocardial infarction.** P1817  
 – K. Higashi, H. Matsumoto, S. Ijuin, Y. Ishikawa, K. Hiramane, H. Shimokawahara, H. Tanaka, N. Nuruiki, M. Sonoda (Kagoshima, JP)

- Spontaneously-differentiated human monocyte-derived macrophages in patients with coronary artery disease.** P1818  
 – N. Cosentino, S. Eligini, S. Fiorelli, F. Fabbicocchi, M. Camera, G. Niccoli, F. Crea, G. Marenzi, E. Tremoli (Milan and Rome, IT)
- Methotrexate carried in lipid nanoparticles pronouncedly improves the functional and inflammatory status of the heart following acute myocardium infarction induced in rats.** P1819  
 – M.C. Guido, A.F. Marques, E.R. Tavares, D.L. Bispo, A.D. Lima, M.D. Melo, R. Kail-Filho, J.C. Nicolau, V.M. Salemi, R.C. Maranhao (São Paulo, BR)
- Impact of gender on short- and long- term outcomes of acute myocardial infarction in Japan (Report from Mie ACS Registry).** P1820  
 – S. Fukuoka, T. Kurita, Y. Sato, T. Seko, T. Tanigawa, T. Kitamura, Y. Saito, S. Koyabu, K. Makino, M. Ito (Tsu, JP)
- The impact of the obesity paradox on acute coronary disease and stable angina pectoris.** P1821  
 – D. Ueshima, Y. Hatano, S. Yoshikawa, T. Yamamoto, H. Kosuge, Y. Maejima, T. Ashikaga, M. Isobe (Tokyo, JP)
- Left ventricular pressure-impedance curves as a novel tool to assess the heterogeneity of myocardial infarct scar.** P1822  
 – G. Amoros-Figueras, E. Jorge, T. Tomas-Sanchez, R. Bragos, J. Rosell-Ferrer, J. Cinca (Barcelona, ES)
- The cytoprotective effect of biglycan core protein involves TLR4 signaling in primary cardiomyocytes.** P1823  
 – R. Gaspar, M. Pipicz, F. Hawchar, A. Gorbe, A. Gacser, C.S. Csonka, T. Csont (Szeged, HU)
- The usefulness of the combination of SYNTAX score and simple risk index for predicting the poor cardiac outcome in patients with acute coronary syndrome.** P1824  
 – A. Kikuchi, T. Yamada, T. Morita, Y. Furukawa, S. Tamaki, Y. Iwasaki, M. Kawasaki, T. Kondo, T. Ozaki, Y. Sato, M. Seo, I. Ikeda, E. Fukuhara, M. Fukunami (Osaka, JP)
- CLINICAL PLATELET STUDIES**
- Effect of pretreatment with P2Y12 receptor antagonists on mortality in patients undergoing PCI: A report from SCAAR.** P1825  
 – E. Omerovic, C. Dworeck, I. Haraldsson, D. Ioanes, J. Odenstedt, P. Petursson, L. Robertsson, J. Stewart, M. Wahlin, S. Volz, P. Albertsson, T. Ramunddal (Gothenburg, Borås, Skövde and Trollhättan, SE)
- Gender differences in oral antiplatelet treatment use - results from a nationwide cohort study of acute coronary syndrome patients in Finland.** P1826  
 – T. Prami, H. Khanfir, A. Deleskog, P. Hasvold, V. Kyto, E. Reissell, J. Airaksinen (Espoo, Turku and Helsinki, FI; Södertälje, SE)
- Prevalence and outcomes of prasugrel versus clopidogrel in patients with and without diabetes following percutaneous coronary intervention for acute coronary syndrome.** P1827  
 – M. Faggioni, J. Chandrasekhar, U. Baber, S. Sartori, M. Aquino, S. Rao, W. Weintraub, M. Efron, B. Baker, G. Danias, S. Pocock, S. Kapadia, C. Toma, R. Mehran, T. Henry (New York, Durham, Newark, Indianapolis, Cleveland, Pittsburgh and Los Angeles, US; Tokyo, JP; London, UK)
- Platelet reactivity and outcomes after transcatheter aortic valve implantation.** P1828  
 – L. Gross, D. Jochheim, T. Nitschke, M. Baquet, M. Orban, L. Holdt, M. Pichlmaier, D. Teupser, A. Bauer, H. Theiss, S. Massberg, J. Mehilli, D. Sibbing (Munich, DE)
- Safety of a regional standardized protocol to optimize the use of most effective platelet inhibition in ACS treated with PCI: Final Results from the Multicenter Rijnmond Collective Cardiology Study.** P1829  
 – T. Yetgin, H. Boersma, P.C. Smits, A.G. De Vries, F. Zijlstra, R.-J.M. Van Geuns, M.J.M.M. Van Der Linden (Rotterdam, Dordrecht and Schiedam, NL)
- Characteristics and safety outcomes in first-time users of the P2Y12 receptor antagonists clopidogrel, prasugrel and ticagrelor.** P1830  
 – M. Linder, S. Johansson, A. Himmelmann, M. Andersen (Stockholm and Mölndal, SE)
- Inter-individual variability and response to antiplatelet drugs: signalling pathway analysis.** P1831  
 – S. Marcone, D.J. Fitzgerald (Dublin, IE)
- Switching from clopidogrel to prasugrel to protect early invasive treatment in acute coronary syndromes: results of the prospective randomized SWITCH OVER trial.** P1832  
 – F. Ottani, E.A. Femia, O. Catapano, C. Attanasio, L. Caravita, E. Gardini, M. Cattaneo, M. Galvani (Forlì and Milan, IT)
- Is there gender-related outcome difference with oral dual antiplatelet therapy in patients with acute coronary syndromes? A systematic review and meta-analysis.** P1833  
 – O.I. Brown, J.A. Rossington, G.L. Buchanan, G. Patti, A. Hoye (Hull and Carlisle, UK; Rome, IT)
- One-year non-perisistent with discharge P2Y12 receptor antagonists in acute coronary syndrome patients undergoing percutaneous coronary intervention: Insights into GREEKAntiPlateletRegistry (GRAPE).** P1834  
 – I. Xanthopoulou, J. Goudevenos, S. Deftereos, G. Sitafidis, J. Kanakakis, M. Hamilos, I. Pentara, M. Vavouranakis, D. Alexopoulos (Patras, Ioannina, Athens, Larissa and Heraklion, GR)
- Platelet function guided antiplatelet therapy after coronary intervention for myocardial infarction, a propensity score matched analysis from the Hungarian national registry of myocardial infarction.** P1835  
 – A. Komocsi, B. Merkely, T. Szuk, K. Csapo, L. Toth, Z. Ruzsa, R.G. Kiss, P. Andrassy, F. Nagy, G. Lupkovic, Z. Koszegi, A.C. Dezsi, P. Ofner, D. Aradi, A. Janosi (Pécs, Budapest, Debrecen, Miskolc, Székesfehérvár, Kecskemét, Szeged, Zalaegerszeg, Nyiregyháza, Győr and Balatonfüred, HU)
- Clinical predictors of the level of circulating immature platelets in patients with acute coronary syndrome.** P1836  
 – A. Lador, A. Weissler-Snir, A. Abelow, D. Lederfein, N. Hen Hanuka, R. Kornowski, E. Lev (Petah Tikva, IL)
- Long term cumulative incidence of bleedings in patients discharged with triple antithrombotic therapy from a gender perspective.** P1837  
 – A.C. Holm, T. Johansson, E. Swahn, J. Alfredsson, S. Sederholm Lawesson (Linköping, SE)

- Patterns of use of prasugrel or clopidogrel in elderly patients in the “real world” from the PROMETHEUS registry.** P1838  
 – M. Efron, U. Babar, S. Keller, W. Weintraub, T. Henry, S. Kapadia, S. Rao, C. Strauss, B. Baker, R. Mehran (Indianapolis, New York, Newark, Aurora, Cleveland, Durham, Minneapolis and Parsippany, US)
- Dual antiplatelet therapy including ticagrelor instead of clopidogrel reduces the risk of ischemic stroke in PCI treated AMI patients.** P1839  
 – A. Ulvenstam, R. Henriksson, T. Mooe (Ostersund, SE)
- Ticagrelor versus clopidogrel in ST-segment elevation myocardial infarction treated with a pharmaco-invasive approach: insights from the vital heart response registry.** P1840  
 – J. Shavadia, E. Youngson, K.R. Baine, N. Brass, B. Tyrrell, R. Leung, J. Bakal, R. Welsh (Edmonton, CA)
- The prediction of bleeding events by assessing platelet reactivity and bleeding score after coronary stent implantation.** P1841  
 – S.Y. Choi, M.H. Kim, L.Z. Guo, K.M. Lee, Y.R. Cho, J.S. Park, T.H. Kim, S.Y. Ahn, V.L. Serebruany (Busan, KR; Baltimore, US)
- Does the previous antiplatelet therapy have a role in early ventricular fibrillation in acute coronary syndromes? Findings from the ARIAM Registry.** P1842  
 – M. Butron, J.C. Garcia-Rubira, M. Almendro-Delia, M.A. Perez-Rodriguez, P. Caravaca-Perez, A. Garcia-Guerrero, M.J. Cristo-Ropero, A. Reina-Toral, A. Garcia-Alcantara, R.J. Hidalgo-Urbano (Seville, Granada and Málaga, ES)
- Long-term incidence and tolerability of dyspnea in ticagrelor-treated acute coronary syndrome patients undergoing percutaneous coronary intervention: Insights into the GREEKAntiPlatelet Registry (GRAPE).** P1843  
 – I. Xanthopoulou, A. Perperis, N. Barampoutis, J. Goudevenos, S. Deftereos, M. Hamilos, G. Sifafidis, J. Kanakakis, D. Alexopoulos (Patras, Ioannina, Athens, Heraklion and Larissa, GR)
- PAR-1 localization through re-organization of lipid rafts in thrombin-activated and Vorapaxar-treated platelets.** P1844  
 – V. Rabani, D. Montange, N. Meneveau, S. Davani (Besançon, FR)
- CLOpidogrel versus Ticagrelor for antiplatelet maintenance in DIAbetic patients treated with percutaneous coronary intervention: results of the CLOTILDA study.** P1845  
 – F. Mangiacapra, E. Panaioli, I. Colaiori, E. Ricottini, A. Lauria Pantano, P. Pozzilli, E. Barbato, G. Di Sciascio (Rome, IT; Aalst, BE)
- Triple or dual antithrombotic management of patients with atrial fibrillation and coronary artery disease? An observational study from Italy, Lithuania and Hungary.** P1846  
 – E. Nagy-Balo, A. Vorobcsuk, T. Ivanauskienė, G. Rackauskas, E. Grifoni, S. Padayattil-Jose, K.A. Fox (Debrecen and Pécs, HU; Vilnius, LT; Florence and Padua, IT; Edinburgh, UK)
- A network meta-analysis comparing cangrelor, prasugrel, ticagrelor, and clopidogrel in patients undergoing percutaneous coronary intervention.** P1847  
 – P.C. Westman, M. Lipinski, R. Torguson, R. Waksman (Washington, US)
- Impact of renal impairment on platelet reactivity and clinical outcomes during chronic dual antiplatelet therapy following coronary stenting.** P1848  
 – M.H. Kim, L.Z. Guo, C.D. Jin, S.Y. Kim, Y.R. Cho, K.I. Park, J.S. Park, T.H. Park, C.H. Shim (Busan, KR)
- Pre-treatment with potent P2Y12 receptor inhibitors is associated with reduced in-hospital mortality in a real world setting of primary percutaneous coronary intervention.** P1849  
 – J. Doerler, M. Edlinger, H. Alber, W. Benzer, R. Berger, G. Grimm, K. Huber, D. V Lewinski, E. Mauerer, F.X. Roithinger, H. Schuchlenz, P. Siostrzonek, C. Steinwender, W. Wintersteller, F. Weidinger (Vienna, AT)
- STABLE ANGINA – TREATMENT AND OUTCOMES**
- Statins for the prevention of early postoperative cognitive dysfunction in patients undergoing coronary artery bypass grafting.** P1850  
 – O. Maleva, O. Trubnikova, O. Barbarash (Kemerovo, RU)
- Temporal trends in management and long-term prognosis of patients with stable angina between 2006 and 2012.** P1851  
 – M. Gasiór, P. Trzeciak, P. Desperak, A. Cislak, M. Hawranek, D. Duda-Pyszny, D. Ciesla, A. Lekston, L. Polonski (Zabrze, PL)
- Early vascular responses to everolimus-eluting cobalt-chromium stent for the treatment of stable coronary artery disease: The results of MECHANISM-Elective 1 and 3 months OCT follow-up cohort.** P1852  
 – T. Shinke, T. Itoh, T. Kikuchi, T. Morita, T. Inoue, J. Shite, Y. Morino, S. Sonoda, N. Kuriyama, H. Otake, T. Okamura, Y. Yasaka, A. Matsuura, K. Hibi, J. Furuya (Kobe, Morioka, Tokyo, Osaka, Sumoto, Kitakyushu, Miyazaki, Ube, Himeji, Akashi, Yokohama and Sapporo, JP)
- In stable patients with suspected coronary artery disease the concentrations of high sensitive troponin I are related to the clinical angina classification.** P1853  
 – D.M. Madsen, A.C.P. Diederichsen, S.E. Hosbond, J. Lambrechtsen, F.H. Steffensen, N.P. Sand, H. Mickley (Odense, Svendborg, Vejle and Esbjerg, DK)
- Five-year clinical outcomes in patients with moderate coronary artery spasm as assessed by intracoronary acetylcholine provocation test.** P1854  
 – Y.H. Kim, S.-W. Rha, A.-Y. Her, B.-G. Choi, S.H. Park, C.U. Choi, C.G. Park, H.S. Seo, D.J. Oh, S.Y. Choi, J.K. Byun, H. Li, S.-H. Park, J.Y. Park, J.H. Ahn (Chuncheon, Seoul, Cheonan and Gumi, KR)
- Bioabsorbable scaffolds for patients with diabetes mellitus.** P1855  
 – D.A. Maximkin, Z. Shugushev, A. Chepurnoy, Y.U. Kolzhecov, A. Faibushevich (Moscow, RU)
- Women with microvascular coronary dysfunction have different risk factors, more symptoms and less quality of life than women with stable obstructive coronary artery disease.** P1856  
 – S.E. Elias-Smale, A. Lier, C. Bode, A.H.E.M. Maas (Nijmegen and Enschede, NL)

- Clinical acceptability of trimetazidine 80 mg once daily versus trimetazidine modified release 35 mg twice daily in chronic stable angina pectoris.** P1857  
 – Y. Pozdnyakov (Zhukovsky, RU)
- Trends in the interventional treatment of patients with stable coronary artery disease in clinical practice. Results from the ALKK PCI Registry.** P1858  
 – N. Werner, M. Hochadel, U. Zeymer, M. Pauschinger, A.K. Elsaesser, M. Hoffmeister, K. Seidl, V. Schaechinger, B. Schuhmacher, S. Kerber, S. Holmer, H. Darius, R. Zahn (Ludwigshafen, Nürnberg, Oldenburg, Solingen, Ingolstadt, Fulda, Kaiserslautern, Bad Neustadt an der Saale, Landshut and Berlin, DE)
- The impact of crack pattern and calcified nodule before stenting estimated by optical coherence tomography on stent expansion at severe calcified lesion.** P1859  
 – H. Shibata, Y. Kijima, T. Masano, M. Takami, R. Nagoshi, A. Kozuki, R. Fujiwara, R. Takeshige, S. Nakano, Y. Fukuyama, S. Kakizaki, D. Fujimoto, J. Shite (Osaka, JP)
- Impact of daily glucose fluctuation on progression of luminal narrowing in stable coronary artery disease patients pretreated with lipid-lowering therapy.** P1860  
 – H. Yamamoto, T. Shinke, H. Otake, T. Takaya, M. Kuroda, H. Takahashi, Y. Toba, D. Terashita, K. Kuroda, N. Tahara, K. Uzu, Y. Shinkura, Y. Nagasawa, K. Hirata (Kobe, JP)
- Comparative evaluation of the left main coronary bifurcation stenting using different generations of DES.** P1861  
 – Z. Shugushev, D.A. Maximkin, A. Chepurnoy, R. Goloshchapov-Aksenov, E. Gitelzon (Moscow, RU)
- PCI in nonagenarians with stable coronary artery disease in clinical practice: results of the ALKK-PCI registry.** P1862  
 – S. Keranov, R. Zahn, M. Hochadel, H. Ince, B. Schumacher, H. Darius, S. Kerber, M. Pauschinger, U. Zeymer (Ludwigshafen, Berlin, Kaiserslautern, Bad Neustadt an der Saale and Nuremberg, DE)
- Prognostic value of left main coronary artery stenosis in patients with stable coronary artery disease: results of a long-term observational study.** P1863  
 – S.N. Tolpygina, S.Y. Martsevich, E.A. Gofman, V.P. Mazaev, A.D. Deev (Moscow, RU)
- Pre-infarction angina reduces the inflammatory response in ST elevation myocardial infarction patients.** P1864  
 – A. Somaschini, S. Cornara, R. Camporotondo, A. Baldo, S. Leonardi, M. Ferlini, M. Marino, L. Oltrona Visconti, S. De Servi, G.M. De Ferrari (Pavia, IT)
- Impact of smoking on remote ischemic preconditioning in stable angina patients undergoing elective percutaneous coronary intervention: results from the RINC study.** P1865  
 – M. Kajiya, T. Miyoshi, K. Ejiri, H. Nakahama, M. Doi, M. Munemasa, M. Murakami, A. Takaishi, Y. Kawai, K. Sato, T. Sato, T. Oka, K. Nakamura, K. Kohno, H. Ito (Niihama, Okayama, Fukuyama, Takamatsu, Kanonji and Tsuyama, JP)
- Altering disease perceptions in refractory angina patients with a short structured psychotherapy programme to reduce anxiety.** P1866  
 – H. Jamil, J. Marler, H. Shiwani, M.M. Anwar, M. Hussain, M. Tombs, S. Taylor, S. Thapar, P.A. Sainsbury (Bradford, UK)
- NT-proBNP - a marker of coronary artery disease in patients with preserved ejection fraction.** P1867  
 – R. Tasheva, M. Grigorov, K. Vitlianova (Sofia, BG)
- An extracellular vesicle protein signature as a new diagnostic biomarker for stable coronary artery disease.** P1868  
 – I.E.M. Bank, L. Timmers, V.C. De Hoog, C.M. Gijssberts, G.P. Pasterkamp, H.M. Den Ruijter, A. Mosterd, D.P.V. De Kleijn (Utrecht and Amersfoort, NL)
- Optimizing noninvasive diagnostic algorithm for coronary disease: contribution from NT-proBNP during diagnostic exercise stress test.** P1869  
 – D. Slawek, A. Binkowska, K. Wasikowski, J.D. Kasprzak (Lodz, PL)
- Apolipoprotein b level correlates with the necrotic core in a lesion plaque in patients with stable coronary disease.** P1870  
 – T. Ohwada, K. Watanabe, T. Sakamoto, Y. Takeishi (Fukushima, JP)
- Prognostic factor on long-term clinical outcomes after deferral of revascularization in patients with coronary artery disease.** P1871  
 – S. Sakurai, H. Takashima, A. Kurita, K. Waseda, H. Ando, A. Suzuki, Y. Saka, H. Sawada, Y. Nishikawa, T. Amano (Nagakute, JP)
- Coronary artery bypass surgery or percutaneous coronary intervention in multivessel disease: a systematic review and meta-analysis of randomized trials.** P1872  
 – J. Carmo, J. Ferreira, F.M. Costa, N. Vale, M. Castro, G. Rodrigues, M. Mendes (Lisbon, PT)
- Long-term outcomes according to the advance of coronary atherosclerosis.** P1873  
 – A. Cislak, P. Desperak, P. Trzeciak, M. Hawranek, D. Duda-Pyszny, D. Ciesla, A. Lekston, M. Gasior, L. Polonski (Zabrze, PL)

12:40–13:50 | Galileo - The Hub

**YOUNG INVESTIGATORS AWARDS SESSION: THROMBOSIS** **Young Investigators Awards Abstracts**

Chairperson(s): K.A.A. Fox (Edinburgh, UK); J.A.C. Morais (Leiria, PT)

Judge(s): A. Cohen (Paris, FR); S. Halvorsen (Oslo, NO); B. Rocca (Rome, IT)

- 12:40 **PDK1 determines collagen-dependent platelet activation and is critical to development of arterial thrombosis and ischemic stroke in vivo.** **1874**  
 – O. Borst, P. Muenzer, B. Walker-Allgaier, S. Geue, E. Geuss, G. Hron, D. Rath, S. Winter, E. Schaeffeler, T. Geisler, A. Greinacher, M. Schwab, C. Kleinschnitz, F. Lang, M. Gawaz (Tübingen, Würzburg, Greifswald and Stuttgart, DE)
- 12:57 **Stroke and all cause mortality with non-vitamin K antagonist oral anticoagulation versus warfarin in atrial fibrillation: a nationwide study.** **1875**  
 – L. Staerk, E.L.F. Fosbol, A.N.B. Bonde, G.Y.H.L. Lip, C.T.P. Torp-Pedersen, G.H.G. Gislason (Hellerup, Copenhagen and Aalborg, DK; Birmingham, UK)
- 13:15 **A novel risk prediction score in atrial fibrillation for a net clinical outcome from the ENGAGE AF-TIMI 48 randomized clinical trial.** **1876**  
 – C.L. Fanola, R.P. Giugliano, M. Trevisan, F. Nordio, C.T. Ruff, E.M. Antman, E. Braunwald (Boston, US)
- 13:32 **Clinical impact and course of major bleeding events in patients with venous thromboembolism, treated with factor Xa inhibitors or vitamin K antagonists: an individual patient data analysis.** **1877**  
 – M.P.A. Brekelmans, S.M. Bleker, E.S. Eerenberg, A.T. Cohen, S. Middeldorp, G. Raskob, H.R. Buller (Amsterdam, NL; London, UK; Oklahoma City, US)

*Winners will be announced at the Awards Ceremony on Monday 29 August at 18:00 in the Agora (Poster Area)*

12:40–13:50 | Raphael - The Hub

**YOUNG INVESTIGATORS AWARDS SESSION: STROKE** **Young Investigators Awards Abstracts**

**Stroke track**

Chairperson(s): P. Amarenco (Paris, FR); W. Doehner (Berlin, DE)

Judge(s): G. Bajraktari (Prishtina, XK); S.G. Foussas (Athens, GR); R. Sicari (Pisa, IT)

- 12:40 **Effect of warfarin on risk of stroke and bleeding in atrial fibrillation patients with and without cancer: A nationwide study.** **1878**  
 – C. Jakobsen, M. Lamberts, N. Carlson, M.L. Hansen, C. Torp-Pedersen, G. Gislason, M. Schou (Hellerup, Copenhagen and Aalborg, DK)
- 12:57 **Clinical events after interruption of anticoagulation in patients with atrial fibrillation: a subgroup analysis from ENGAGE AF-TIMI 48 trial.** **1879**  
 – I. Cavallari, C.T. Ruff, F. Nordio, N. Deenadayalu, M. Shi, H. Lanz, H. Rutman, M.F. Mercuri, E.M. Antman, E. Braunwald, R.P. Giugliano (Boston and Parsippany, US)
- 13:15 **Twelve-year outcomes of surgery versus stenting for carotid artery stenosis in a large multicenter population-based cohort study.** **1880**  
 – M.A. Hussain, M. Mamdani, J.V. Tu, G. Saposnik, D.L. Bhatt, S. Verma, M. Al-Omran (Toronto, CA; Boston, US)
- 13:32 **Mortality after stroke in patients with paroxysmal and chronic atrial fibrillation.** **1881**  
 – A. Palomaki, T. Kiviniemi, P. Mustonen, C. Odei, J. Hartikainen, I. Nuotio, A. Ylitalo, P. Hartikainen, F. Biancari, K.E.J. Airaksinen (Turku, Jyväskylä, Kuopio, Pori and Oulu, FI)

*Winners will be announced at the Awards Ceremony on Monday 29 August at 18:00 in the Agora (Poster Area)*

12:40–13:50 | Da Vinci - The Hub

**NURSING AND ALLIED HEALTH PROFESSIONS INVESTIGATOR AWARD** **Special Session**

Chairperson(s): D. Fitzsimons (Belfast, UK); E. Lambrinou (Limassol, CY)

Judge(s): F. Astin (Huddersfield, UK); M.J. Lenzen (Rotterdam, NL); T.M. Norekval (Bergen, NO)

- Safety, effectiveness and quality of nurse angiography.** **1882**  
 – G. Yasin, S. Firoozan, P. Clifford (High Wycombe, UK)

- The use of the wearable cardioverter defibrillator in Austria. Results of the Austrian LifeVest Registry.** **1883**

– T. Odeneg, M.M.W. Manninger Wuenscher, C.E. Ebner, D.M. Moertl, H.K. Keller, H.B. Brussee, D.S. Scherr (Graz, Linz, St. Pölten and Vienna, AT)

- Improving self-management after heart transplantation: psychosocial factors affecting patients' expectations toward medical staff and adherence to treatment.** **1884**

– A. Mierzynska, N. Jezyk, R. Piotrowicz (Warsaw, PL)

- Cardiac rehabilitation after percutaneous coronary intervention in Norway.** **1885**

– S.J.S. Olsen, H. Schirmer, K.H. Bonna, T.A. Hanssen (Harstad and Tromsø, NO)

*Winners will be announced at the Awards Ceremony on Monday 29 August at 18:00 in the Agora (Poster Area)*

12:40–13:50 | Bernini - The Hub

**YOUNG INVESTIGATORS AWARDS SESSION: BASIC SCIENCE** **Young Investigators Awards Abstracts**

Chairperson(s): L. Badimon (Barcelona, ES); R.F. Ventura-Clapier (Chatenay-Malabry, FR)

Judge(s): I. Komuro (Tokyo, JP); M. Ovize (Lyon, FR); N. Smart (Oxford, UK)

- 12:40 **Extracellular vesicles as effective substitutes for cell therapy for chronic heart failure.** **1886**  
 – A. Kervadec, V. Bellamy, N. El Harane, N. Smit, V. Meijborg, H. Nematalla, M.C. Perier, M.P. Renault, A. Colas, A. Hagege, R. Colonel, M. Mercola, J.S. Silvestre, P. Menasche, N. Renault (Paris, FR; Amsterdam, NL; La Jolla, US)
- 12:57 **Nanoparticle-mediated targeting of pitavastatin into small pulmonary arteries by intravenous administration attenuates the progression of monocrotaline-induced pulmonary arterial hypertension in rats.** **1887**  
 – K. Ichimura, T. Matoba, K. Nakano, K. Egashira (Fukuoka, JP)
- 13:15 **Light activation of anti-miR-92a mediates locally-restricted target derepression and promotes healing in diabetic mice.** **1888**  
 – T. Lucas, F. Schaefer, A. Heckel, S. Dimmeler (Frankfurt, DE)
- 13:32 **The torpedo-pacemaker - towards blood flow driven lead- and batteryless right ventricular outflow tract pacing.** **1889**  
 – A. Zurbuchen, Y. Gugler, L. Bereuter, S.E. Jahren, S. Frey, D. Obrist, R. Vogel, J. Fuhrer, A. Haeberlin (Bern and Solothurn, CH)

*Winners will be announced at the Awards Ceremony on Monday 29 August at 18:00 in the Agora (Poster Area)*

12:40–13:50 | Michelangelo - The Hub

**YOUNG INVESTIGATORS AWARDS SESSION: CLINICAL SCIENCE** **Young Investigators Awards Abstracts**

Chairperson(s): J.R. Gonzalez Juanatey (Santiago de Compostela, ES); E.V. Shlyakhto (St. Petersburg, RU)

Judge(s): L.M. Goncalves (Coimbra, PT); C.S. Ma (Beijing, CN); L.E. Sade (Ankara, TR)

- 12:40 **Transcatheter aortic heart valve thrombosis: incidence and predisposing factors.** **1890**  
 – N.C. Hansson, E.L. Grove, J. Leipsic, O.N. Mathiassen, K.T. Jensen, E.H. Christiansen, L.R. Krusell, M. Tang, T. Leetmaa, J.M. Jensen, H.R. Andersen, J. Webb, C.J. Terkelsen, B.L. Norgaard (Aarhus, DK; Vancouver, CA)
- 12:57 **Atrial fibrillation is associated with impaired left ventricular energetics that persist despite successful catheter ablation.** **1891**  
 – R. Wijesurendra, A. Liu, C. Eichhorn, R. Ariga, E. Levelt, W.T. Clarke, C.T. Rodgers, T.D. Karamitsos, Y. Bashir, M. Ginks, K. Rajappan, T. Betts, V.M. Ferreira, S. Neubauer, B. Casadei (Oxford, UK)
- 13:15 **Global longitudinal strain as predictor of atrial arrhythmias in heart failure with reduced ejection fraction.** **1892**  
 – T. Biering-Sorensen, V. Kutiyifa, A.C. Pouleur, D. Knappe, B. Clagett, P.J. Wang, A.J. Moss, S.D. Solomon (Boston, Rochester and Palo Alto, US)
- 13:32 **Metabolic syndrome is associated with increased cardiac fibrosis and impaired diastolic function: a potential role for inflammation.** **1893**  
 – R. Ladeiras-Lopes, H. Turin-Moreira, N. Bettencourt, R. Fontes-Carvalho, F. Sampaio, B. Ambale-Venkatesh, C. Wu, K. Liu, A. Bertoni, P. Ouyang, D. Bluemke, J. Lima (Vila Nova de Gaia and Porto, PT; Baltimore, Bethesda, Chicago and Winston-Salem, US)

*Winners will be announced at the Awards Ceremony on Monday 29 August at 18:00 in the Agora (Poster Area)*

**12:45–13:45 | Baku - Village 1**

**A NOVEL APPROACH FOR HIGH CV RISK PATIENTS WITH DIABETES: THE POTENTIAL OF EPIGENETICS**

EBAC Accredited Educational Programme

Chairperson(s): K.K. Ray (London, UK); S. Del Prato (Pisa, IT)

Organised by Academic Medical Center Amsterdam, Dept. of Vascular Medicine and Physicians' Academy for Cardiovascular Education. Course Director: Prof John Kastelein

12:45	<b>Introduction - A novel approach for high CV risk patients with diabetes: the potential of epigenetics.</b>	1894
	– S. Del Prato (Pisa, IT)	
12:50	<b>The high risk diabetes patient with cardiovascular disease: what else can we target to reduce cardiovascular risk?</b>	1895
	– K.K. Ray (London, UK)	
13:05	<b>Understanding BET inhibition as a novel pathway for cardiovascular risk modulation.</b>	1896
	– J. Plutzky (Boston, US)	
13:25	<b>BET inhibition in cardiovascular disease: a new dawn?</b>	1897
	– J.J.P. Kastelein (Amsterdam, NL)	
13:40	<b>Discussion &amp; summary - A novel approach for high CV risk patients with diabetes: the potential of epigenetics.</b>	1898
	– K.K. Ray (London, UK), S. Del Prato (Pisa, IT)	



This educational programme is accredited by the European Board for Accreditation in Cardiology (EBAC) for one hour of external CME credits. Each participant should claim only those hours of credit that have actually been spent in the educational activity.

*Supported by an unrestricted educational grant from Resverlogix*

**12:45–13:45 | Nicosia - Village 1**

**PREVENTION 360: STRATEGIES FOR MANAGING CARDIOVASCULAR RISK**

Satellite Symposium

Sponsored by Cleveland Clinic

Chairperson(s): L. Cho (Cleveland, US); S.E. Nissen (Cleveland, US)

12:45	<b>What is optimal BP? Key differences and controversies among the many guidelines.</b>	1899
	– L. Cho (Cleveland, US)	
13:00	<b>Glucose lowering agents in the Prevention of Cardiovascular events and Mortality in Type II Diabetes.</b>	1900
	– V. Menon (Cleveland, US)	
13:15	<b>Therapeutic Options Targeting Residual CVD Risk: Current Therapies for the Treatment of Dyslipidemia.</b>	1901
	– S.J. Nicholls (Adelaide, AU)	
13:30	<b>Pharmacotherapy Options for Obesity and Cardiometabolic Risk: Helpful or Harmful?</b>	1902
	– S.E. Nissen (Cleveland, US)	

**12:45–13:45 | Helsinki - Village 2**

**CREATING A NEW LANDSCAPE IN AF ABLATION AND THE IMPACT ON CLINICAL PRACTICE**

Satellite Symposium

Sponsored by Medtronic

Chairperson(s): A.J. Camm (London, UK)

12:45	<b>Introduction - Creating a new landscape in AF ablation and the impact on clinical practice.</b>	1903
	– A.J. Camm (London, UK)	
12:50	<b>The AF epidemic and AF ablation treatment options in 2016: a clinical evidence review.</b>	1904
	– J. Brugada Terradellas (Barcelona, ES)	
13:05	<b>Ideal AF ablation candidate and when do I refer?</b>	1905
	– P. Kirchhof (Birmingham, UK)	
13:20	<b>Cryoballoon ablation is changing the landscape for AF ablation.</b>	1906
	– K.-H. Kuck (Hamburg, DE)	
13:35	<b>Take home messages - Creating a new landscape in AF ablation and the impact on clinical practice.</b>	1907
	– A.J. Camm (London, UK)	



12:45–13:45 | Cairo - Village 3

**PCI IN STABLE AND ACS PATIENTS: FULL REVASCULARIZATION THROUGH FFR AND MICROCIRCULATION ASSESSMENT** EBAC Accredited Educational Programme

Chairperson(s): P.W.J.C. Serruys (Rotterdam, NL)

Organised by Cardiovascular Research Center, Aalst. Course Director: Dr Bernard de Bruyne

- |       |   |      |
|-------|---|------|
| 12:45 | <b>Introduction and objectives - PCI in stable and ACS patients: full revascularization through FFR and microcirculation assessment.</b>      | 1908 |
|       | – P.W.J.C. Serruys (Rotterdam, NL)  |      |
| 12:50 | <b>The present: FFR as the standard of reference in stable CAD.</b>   | 1909 |
|       | – B. De Bruyne (Aalst, BE)  |      |
| 13:05 | <b>The near future: FFR as gold standard for ACS.</b>   | 1910 |
|       | – C. Berry (Glasgow, UK)  |      |
| 13:20 | <b>Assessing the complete coronary circulation by one wire: present and future standards.</b>   | 1911 |
|       | – N.H.J. Pijls (Eindhoven, NL)  |      |
| 13:35 | <b>Discussion and take-home message - PCI in stable and ACS patients: full revascularization through FFR and microcirculation assessment.</b> | 1912 |
|       | – P.W.J.C. Serruys (Rotterdam, NL)  |      |



This educational programme is accredited by the European Board for Accreditation in Cardiology (EBAC) for one hour of external CME credits. Each participant should claim only those hours of credit that have actually been spent in the educational activity.

*Supported by an unrestricted educational grant from St. Jude Medical*

12:45–13:45 | Yerevan - Village 3

**POTENT P2Y12 RECEPTOR INHIBITION – WHAT CAN WE LEARN FROM CLINICAL PRACTICE?** Satellite Symposium

Sponsored by Daiichi Sankyo Europe GmbH

Chairperson(s): K. Huber (Vienna, AT)

- |       |   |      |
|-------|---|------|
| 12:45 | <b>Welcome &amp; introduction: Potent P2Y12 receptor inhibition – What can we learn from clinical practice?</b>               | 1913 |
|       | – K. Huber (Vienna, AT)   |      |
| 12:50 | <b>How to apply guidelines to clinical practice.</b>  | 1914 |
|       | – A. Schaefer (Hannover, DE)  |      |
| 13:15 | <b>Optimising P2Y12 inhibition in real world clinical practice: clinical outcomes of prasugrel and ticagrelor.</b>            | 1915 |
|       | – J.W. Jukema (Leiden, NL)  |      |
| 13:35 | <b>Discussion - Summary and closing remarks: Potent P2Y12 receptor inhibition – What can we learn from clinical practice?</b> | 1916 |
|       | – K. Huber (Vienna, AT)   |      |

12:45–13:45 | Berlin - Village 4

**THE FUTURE IS NOW: IMPACT OF ORAL ANTICOAGULATION REVERSAL ON YOUR PRACTICE** Satellite Symposium

Sponsored by Boehringer Ingelheim

Chairperson(s): C.P. Cannon (Boston, US); G.Y.H. Lip (Birmingham, UK)

- |       |  |      |
|-------|--|------|
| 12:45 | <b>The future is now.</b>  | 1917 |
|       | – C.P. Cannon (Boston, US)   |      |
| 12:50 | <b>Anticoagulation 3.0: the first NOAC with a reversal agent.</b>                                      | 1918 |
|       | – J. Weitz (Hamilton, CA)  |      |
| 13:05 | <b>Anticoagulation in the electrophysiology lab: how can specific reversal simplify care?</b>          | 1919 |
|       | – H. Calkins (Baltimore, US)   |      |
| 13:20 | <b>Anticoagulation post-PCI: case based discussion.</b>  | 1920 |
|       | – S.H. Hohnloser (Frankfurt, DE)   |      |
| 13:35 | <b>Audience Q&amp;A - The future is now: impact of oral anticoagulation reversal on your practice.</b> | 1921 |
|       | – G.Y.H. Lip (Birmingham, UK)  |      |

*Don't miss the complementary Satellite Symposia - Experts on the Spot sessions scheduled on Sunday 28 August, 15:45–16:15 in Bernini - The Hub and on Monday 29 August, 10:15–10:45 in Da Vinci - The Hub.*

12:45–13:45 | Minsk - Village 4

**CLINICAL CONSIDERATIONS FOR CARDIOLOGISTS: EXPLORING THE EVIDENCE FOR PRIMARY AND SECONDARY PREVENTION IN TYPE 2 DIABETES** Satellite Symposium

Sponsored by MSD

Chairperson(s): G.M. De Ferrari (Pavia, IT); L. Leiter (Toronto, CA)

- |       |   |      |
|-------|---|------|
| 12:45 | <b>Welcome and introduction - Clinical considerations for cardiologists: exploring the evidence for primary and secondary prevention in type 2 diabetes.</b>                            | 1922 |
|       | – G.M. De Ferrari (Pavia, IT), L. Leiter (Toronto, CA)  |      |
| 12:50 | <b>Coprevalence of comorbidities and their role in the choices of treatment for the diabetic patient with cardiovascular disease.</b>   | 1923 |
|       | – N. Marx (Aachen, DE)  |      |
| 13:00 | <b>Newly emerging data from the TECOS (Trial Evaluating Cardiovascular Outcomes with Sitagliptin) cardiovascular safety trial: an investigator's perspective.</b>                       | 1924 |
|       | – P.W. Armstrong (Edmonton, CA)   |      |
| 13:10 | <b>Diabetes cardiovascular safety trials: an endocrinologist's interpretation of emergent data.</b>   | 1925 |
|       | – L. Leiter (Toronto, CA)   |      |
| 13:20 | <b>Closing the gap: the EUROASPIRE study (European Action on Secondary Prevention by Intervention to Reduce Events) and what it can tell us for the treatment of diabetes patients.</b> | 1926 |
|       | – L. Ryden (Stockholm, SE)  |      |
| 13:30 | <b>Q&amp;A - Clinical considerations for cardiologists: exploring the evidence for primary and secondary prevention in type 2 diabetes.</b>   | 1927 |
|       | – N. Marx (Aachen, DE), P.W. Armstrong (Edmonton, CA), L. Leiter (Toronto, CA), L. Ryden (Stockholm, SE)  |      |
| 13:40 | <b>Closing remarks - Clinical considerations for cardiologists: exploring the evidence for primary and secondary prevention in type 2 diabetes.</b>                                     | 1928 |
|       | – G.M. De Ferrari (Pavia, IT), L. Leiter (Toronto, CA)  |      |

*Don't miss the complementary Satellite Symposium - Experts on the Spot session scheduled on Tuesday 30 August, 15:45–16:15 in Da Vinci - The Hub.*

12:45–13:45 | Athens - Village 5

**LIVING VS SURVIVING: TREATING MITRAL REGURGITATION WITH TRANSCATHETER MITRAL VALVE REPAIR IN 2016** Satellite Symposium

Sponsored by Abbott Vascular

Chairperson(s): A. Vahanian (Paris, FR); A.P. Kappetein (Rotterdam, NL)

- |       |  |      |
|-------|--|------|
| 12:45 | <b>Introduction - Living vs Surviving: treating mitral regurgitation with Transcatheter Mitral Valve Repair in 2016.</b>                 | 1929 |
|       | – A. Vahanian (Paris, FR), A.P. Kappetein (Rotterdam, NL)  |      |
| 12:47 | <b>The interplay between mitral regurgitation and heart failure worsening.</b>   | 1930 |
|       | – B. Pieske (Berlin, DE)   |      |
| 12:55 | <b>ESC Guidelines: what is relevant for mitral regurgitation management?</b>   | 1931 |
|       | – A. Vahanian (Paris, FR)  |      |
| 13:05 | <b>Treating mitral regurgitation with Transcatheter Mitral Valve Repair: all you need to know.</b>                                       | 1932 |
|       | – F. Maisano (Zurich, CH)  |      |
| 13:20 | <b>Value of Transcatheter Mitral Valve Repair: present &amp; future.</b>   | 1933 |
|       | – M.J. Swaans (Nieuwegein, NL)   |      |
| 13:35 | <b>Patient management after Transcatheter Mitral Valve Repair.</b>   | 1934 |
|       | – A.P. Kappetein (Rotterdam, NL), B. Pieske (Berlin, DE), A. Vahanian (Paris, FR), F. Maisano (Zurich, CH), M.J. Swaans (Nieuwegein, NL) |      |

12:45–13:45 | Copenhagen - Village 5

**THERAPIES AND STRATEGIES – STAY AHEAD IN PULMONARY ARTERIAL HYPERTENSION (VOLUME 1)** Satellite Symposium

Sponsored by Actelion Pharmaceuticals Ltd

Chairperson(s): I.M. Lang (Vienna, AT); A. Torbicki (Otwock, PL)

- |       |  |      |
|-------|--|------|
| 12:45 | <b>Introduction - Therapies and strategies – Stay ahead in pulmonary arterial hypertension (Volume 1).</b>     | 1935 |
|       | – A. Torbicki (Otwock, PL)   |      |
| 12:50 | <b>Assessing risk in pulmonary arterial hypertension – Why it is so important.</b>                             | 1936 |
|       | – J.S.R. Gibbs (London, UK)  |      |
| 13:10 | <b>Dual oral combination – Why it is so relevant.</b>  | 1937 |
|       | – N. Galie (Bologna, IT)   |      |
| 13:30 | <b>Panel discussion - Therapies and strategies – Stay ahead in pulmonary arterial hypertension (Volume 1).</b> | 1938 |
|       | – I.M. Lang (Vienna, AT)   |      |

12:45–13:45 | Budapest - Village 6

**CARDIOVERSION OF ATRIAL FIBRILLATION ANNO DOMINI MMXVI**

Satellite Symposium

Sponsored by Cardiome

Chairperson(s): G. Boriani (Modena, IT); H. Heidbuchel (Hasselt, BE)

12:45	<b>Cardioversion in the new 2016 ESC Guidelines for the management of atrial fibrillation.</b>	1939
	– D. Atar (Oslo, NO)	
13:00	<b>Cardioversion in specific patient populations - The patient in the emergency room.</b>	1940
	– R. Sheahan (Dublin, IE)	
13:10	<b>Cardioversion in specific patient populations - The patient in the electrophysiology lab.</b>	1941
	– J. Hartikainen (Kuopio, FI)	
13:20	<b>Cardioversion in specific patient populations - The patient recovering post-cardiac surgery.</b>	1942
	– M. Zerjoun (Cologne, DE)	
13:30	<b>Moderated discussion - Cardioversion of atrial fibrillation anno domini MMXVI.</b>	1943
	– H. Heidbuchel (Hasselt, BE)	

12:45–13:45 | Tbilisi - Village 6

**HEART UNDER SIEGE: THE DARK SIDE OF HYPERURICAEMIA**

Satellite Symposium

Sponsored by MENARINI INTERNATIONAL OPERATIONS LUXEMBOURG S.A.

Chairperson(s): C. Borghi (Bologna, IT); A.J. Manolis (Athens, GR)

12:45	<b>Hyperuricaemia and heart failure.</b>	1944
	– C. Borghi (Bologna, IT)	
13:05	<b>Hyperuricaemia and CV disease.</b>	1945
	– F. Perez-Ruiz (Vizcaya, ES)	
13:20	<b>Hyperuricaemia and CV outcomes.</b>	1946
	– A.J. Manolis (Athens, GR)	

12:45–13:45 | Paris - Village 7

**SGLT2 INHIBITION, DIABETES AND CVD: WHERE DOES THIS FIT IN CV RISK MANAGEMENT?** EBAC Accredited Educational Programme

Chairperson(s): D. Fitchett (Toronto, CA); J.J.V. McMurray (Glasgow, UK)

Organised by Academic Medical Center Amsterdam, Dept. of Vascular Medicine and Physicians' Academy for Cardiovascular Education. Course Director: Prof John Kastelein

12:45	<b>Introduction - SGLT2 inhibition, diabetes and CVD: where does this fit in CV risk management?</b>	1947
	– D. Fitchett (Toronto, CA)	
12:50	<b>Challenging CV risk in diabetes: ready for a new approach?</b>	1948
	– J.E. Deanfield (London, UK)	
13:05	<b>SGLT-2 inhibitors in T2DM management: current position &amp; future promise.</b>	1949
	– S. Inzucchi (New Haven, Conn, US)	
13:25	<b>Heart failure &amp; diabetes: SGLT2 inhibition, a paradigm shift?</b>	1950
	– J.J.V. McMurray (Glasgow, UK)	
13:40	<b>Panel discussion - SGLT2 inhibition, diabetes and CVD: where does this fit in CV risk management?</b>	1951
	– D. Fitchett (Toronto, CA), J.J.V. McMurray (Glasgow, UK)	



This educational programme is accredited by the European Board for Accreditation in Cardiology (EBAC) for one hour of external CME credits. Each participant should claim only those hours of credit that have actually been spent in the educational activity.

Supported by an unrestricted educational grant from Boehringer Ingelheim/Lilly

Don't miss the complementary Satellite Symposia - Experts on the Spot sessions scheduled on Sunday 28 August, 15:45–16:15 in Michelangelo - The Hub and on Monday 29 August, 10:15–10:45 in Michelangelo - The Hub.

12:45–13:45 | Reykjavik - Village 7

**EUROPEAN GUIDELINES UPDATE: PUTTING KEY RECOMMENDATIONS INTO PRACTICE FOR CHRONIC HEART FAILURE** Satellite Symposium

Sponsored by Medscape

Chairperson(s): C. Yancy (Chicago, US); A.P. Maggioni (Florence, IT)

- |       |  |      |
|-------|--|------|
| 12:45 | <b>Welcome and introduction - European guidelines update: putting key recommendations into practice for chronic heart failure.</b>   | 1952 |
|       | – A.P. Maggioni (Florence, IT)   |      |
| 12:48 | <b>ESC Guidelines recommendations for chronic heart failure: 2016 update.</b>  | 1953 |
|       | – A.A. Voors (Groningen, NL)   |      |
| 12:58 | <b>New therapies for chronic heart failure: case study approach to using the guidelines.</b>   | 1954 |
|       | – F. Ruschitzka (Zurich, CH)   |      |
| 13:08 | <b>From guidelines to evolving therapies: what does the future hold?</b>   | 1955 |
|       | – S. Solomon (Boston, US)  |      |
| 13:18 | <b>Panel discussion - European guidelines update: putting key recommendations into practice for chronic heart failure.</b>           | 1956 |
|       | – C. Yancy (Chicago, US)   |      |
| 13:43 | <b>Closing and final comments - European guidelines update: putting key recommendations into practice for chronic heart failure.</b> | 1957 |
|       | – A.P. Maggioni (Florence, IT)   |      |

*Don't miss the complementary Satellite Symposium - Experts on the Spot session scheduled on Tuesday 30 August, 10:15–10:45 in Michelangelo - The Hub.*

12:45–13:45 | Brussels - Village 8

**THREE-DRUG COMBINATIONS: ENHANCING EFFECTIVENESS IN HIGH CARDIOVASCULAR RISK PATIENTS** Satellite Symposium

Organised by SERVIER

Chairperson(s): N.R. Poulter (London, UK); C. Vlachopoulos (Athens, GR)

- |       |  |      |
|-------|--|------|
| 12:45 | <b>Introduction - Three-drug combinations: enhancing effectiveness in high cardiovascular risk patients.</b> | 1958 |
|       | – N.R. Poulter (London, UK)  |      |
| 12:48 | <b>Cardiovascular disease burden: improving patient management.</b>  | 1959 |
|       | – B. Williams (London, UK)   |      |
| 13:03 | <b>Management of hypertension: triple combination to move forward.</b>                                       | 1960 |
|       | – S. Taddei (Pisa, IT)   |      |
| 13:18 | <b>Simplifying treatment of patients with hypertension and hypercholesterolemia.</b>                         | 1961 |
|       | – N.R. Poulter (London, UK)  |      |
| 13:33 | <b>Discussion - Three-drug combinations: enhancing effectiveness in high cardiovascular risk patients.</b>   | 1962 |
|       | – N.R. Poulter (London, UK)  |      |
| 13:35 | <b>Discussion - Three-drug combinations: enhancing effectiveness in high cardiovascular risk patients.</b>   | 1963 |
|       | – C. Vlachopoulos (Athens, GR)   |      |
| 13:37 | <b>Discussion - Three-drug combinations: enhancing effectiveness in high cardiovascular risk patients.</b>   | 1964 |
|       | – B. Williams (London, UK)   |      |
| 13:39 | <b>Discussion - Three-drug combinations: enhancing effectiveness in high cardiovascular risk patients.</b>   | 1965 |
|       | – S. Taddei (Pisa, IT)   |      |
| 13:41 | <b>Conclusion - Three-drug combinations: enhancing effectiveness in high cardiovascular risk patients.</b>   | 1966 |
|       | – C. Vlachopoulos (Athens, GR)   |      |

12:45–13:45 | Tallinn - Village 8

**PCSK9: TRANSLATING DATA INTO DAILY PRACTICE**

Satellite Symposium

Sponsored by Amgen Cardiovascular

Chairperson(s): E. Stroes (Amsterdam, NL)

- |       |  |      |
|-------|--|------|
| 12:45 | <b>Introduction - PCSK9: translating data into daily practice.</b> | 1967 |
|       | – E. Stroes (Amsterdam, NL)  |      |
| 12:50 | <b>PCSK9: translating the data.</b>                                | 1968 |
|       | – U. Laufs (Homburg, DE)   |      |
| 13:15 | <b>PCSK9: treating the right patients in daily practice.</b>       | 1969 |
|       | – A. Zambon (Padua, IT)  |      |
| 13:40 | <b>Conclusion - PCSK9: translating data into daily practice.</b>   | 1970 |
|       | – E. Stroes (Amsterdam, NL)  |      |

*Don't miss the complementary Satellite Symposium - Experts on the Spot session scheduled on Tuesday 30 August, 10:15–10:45 in Da Vinci - The Hub.*

12:45–13:45 | Prague - Village 9

**INTERPRETING FINDINGS WITH NON-VITAMIN K ANTAGONIST (VKA) ORAL ANTICOAGULANTS IN ATRIAL FIBRILLATION – COLLECTIVE VIEWS ON DATA FROM SEMINAL STUDIES TO PRESENT CLINICAL PRACTICE**

Satellite Symposium

Sponsored by Bayer Pharma AG

Chairperson(s): J.L. Cox (Halifax, CA); C. Bode (Freiburg, DE)

- |       |  |      |
|-------|--|------|
| 12:45 | <b>Non-VKA oral anticoagulation in atrial fibrillation: an overview of seminal studies.</b>  | 1971 |
|       | – J.L. Cox (Halifax, CA), C. Bode (Freiburg, DE)   |      |
| 12:50 | <b>From large-scale study to larger-scale practice: how do real-world findings for non-VKA oral anticoagulants stack up?</b>   | 1972 |
|       | – M. Patel (Durham, US), E. Peterson (Durham, US)  |      |
| 13:15 | <b>Day-to-day management of patients with atrial fibrillation on non-VKA oral anticoagulant therapy - Practical perspectives.</b>  | 1973 |
|       | – P. Verhamme (Leuven, BE), A. Verma (Newmarket, CA)   |      |
| 13:40 | <b>Closing remarks: interpreting findings with non-vitamin K antagonist (VKA) oral anticoagulants in atrial fibrillation - Collective views on data from seminal studies to present clinical practice.</b> | 1974 |
|       | – J.L. Cox (Halifax, CA)   |      |

*Don't miss the complementary Satellite Symposium - Experts on the Spot session scheduled on Sunday 28 August, 15:45–16:15 in Raphael - The Hub.*

12:45–13:45 | Vienne - Village 9

**IS THE VALUE OF LIVE 3D ECHO INCREASING? AND IF SO, WHERE AND HOW?**

Satellite Symposium

Sponsored by Philips Healthcare

Chairperson(s): M. Pepi (Milan, IT); K. Tiemann (Munich, DE)

- |       |   |      |
|-------|---|------|
| 12:45 | <b>Session opening - Is the value of Live 3D echo increasing? And if so, where and how?</b>   | 1975 |
|       | – M. Pepi (Milan, IT)   |      |
| 12:48 | <b>Is near fully automated Live 3D echo assessment of the left heart ready for routine clinical use? Multicenter trial results.</b> | 1976 |
|       | – J.L. Zamorano Gomez (Madrid, ES)  |      |
| 13:07 | <b>Panel discussion with clinical case presentations, documenting latest advances in diagnostic and peri-interventional echo.</b>   | 1977 |
|       | – M. Pepi (Milan, IT), N. Ajmone Marsan (Leiden, NL), P. Biaggi (Zurich, CH), D. Liang (Stanford, US)                               |      |
| 13:44 | <b>Closing remarks - Is the value of Live 3D echo increasing? And if so, where and how?</b>   | 1978 |
|       | – K. Tiemann (Munich, DE)   |      |

13:00–13:45 | Sarajevo - Village 2

**THIS IS TAVI TODAY – TREATMENT OF AORTIC STENOSIS IN 2016**

Satellite Symposium

Sponsored by Edwards Lifesciences

Chairperson(s): B.D. Prendergast (London, UK); M. Guenoun (Plan-de-Cuques, FR)

- |       |  |      |
|-------|--|------|
| 13:00 | <b>The burden of aortic stenosis: what is the critical role of the general cardiologist.</b>           | 1979 |
|       | – R. Asteggiano (Turin, IT)  |      |
| 13:10 | <b>This is TAVI today - Almost 15 years of clinical experience with robust evidence.</b>               | 1980 |
|       | – G. Lloyd (Eastbourne, UK)  |      |
| 13:20 | <b>How the latest evidence may change the new guidelines and your current practice?</b>                | 1981 |
|       | – H. Baumgartner (Münster, DE)   |      |
| 13:30 | <b>It's TAVI today - A case example: it is about restoring quickly your patient's quality of life.</b> | 1982 |
|       | – F. Nietlispach (Zurich, CH)  |      |
| 13:40 | <b>Discussion: this is TAVI today - Treatment of aortic stenosis in 2016.</b>                          | 1983 |

### ■ 13:00–13:45 | Sofia - Village 2

#### HOW BIOMARKERS SUPPORT IMPROVED HEART FAILURE MANAGEMENT

Satellite Symposium

Sponsored by Roche Diagnostics International Ltd

Chairperson(s): K. McDonald (Dublin, IE); P. Jourdain (Pontoise, FR)

- |       |  |             |
|-------|--|-------------|
| 13:00 | <b>What should we know about LCZ696 and the use of natriuretic peptides in heart failure management?</b> | <b>1984</b> |
|       | – J. Januzzi (Boston, US)  |             |
| 13:15 | <b>NT-proBNP guided-therapy: a next step to individualized care.</b>                                     | <b>1985</b> |
|       | – M. Richards (Christchurch, NZ)   |             |
| 13:30 | <b>Prognostic utility of Growth Differentiation Factor-15 in heart failure and beyond.</b>               | <b>1986</b> |
|       | – L.C. Wallentin (Uppsala, SE)   |             |

### ■ 13:00–13:45 | Zagreb - Village 9

#### HOW TO COMBINE BIOMARKERS AND IMAGING IN CAD

Satellite Symposium

Sponsored by Singulex Inc

Programme available in the Scientific Programme & Planner and Mobile App.



14:00–15:30 | Rome - Main Auditorium

**WHAT IS NEW IN THE 2016 ATRIAL FIBRILLATION GUIDELINES?** Main Session  
 Developed by the ESC, the European Association of Cardio-Thoracic Surgery and the European Stroke Organisation

Chairperson(s): S. Benussi (Zurich, CH); P. Kirchhof (Birmingham, UK)

14:00	<b>Welcome.</b> – P. Kirchhof (Birmingham, UK)	1991
14:10	<b>First presentation of atrial fibrillation: Initial approach, goals, and expectations.</b> – B. Casadei (Oxford, UK)	1992
14:25	<b>The atrial fibrillation heart team approach to stroke prevention: risk stratification and stroke prevention.</b> – J. Oldgren (Uppsala, SE)	1993
14:35	<b>The atrial fibrillation heart team approach to stroke prevention: managing complications.</b> – H.C. Diener (Essen, DE)	1994
14:45	<b>The atrial fibrillation heart team approach to rate control.</b> – D. Kotecha (Birmingham, UK)	1995
15:00	<b>The atrial fibrillation heart team approach to antiarrhythmic drugs and catheter ablation.</b> – G. Hindricks (Leipzig, DE)	1996
15:15	<b>The atrial fibrillation heart team approach to atrial fibrillation surgery.</b> – M. Castella Pericas (Barcelona, ES)	1997

14:00–15:30 | Forum - The Hub

**CLINICAL TRIAL UPDATE PREVENTION** Clinical Trial Update

Chairperson(s): R. Chazal (Fort Myers, US); D.A. Wood (London, UK)

14:00	<b>The influence of blinding and un-blinding on statin related adverse events (AEs): new evidence from the Anglo-Scandinavian Cardiac Outcomes Trial (ASCOT).</b> – A.K. Gupta (London, UK)	1998
14:15	<b>Primary prevention of patients with high LDL-cholesterol levels greater than 4.9 mmol/l: analysis from the WOSCOPS trial.</b> – A.J. Vallejo-Vaz (London, UK)	1999
14:30	<b>Lipid Levels and CV Outcome with CETP Inhibition by Evacetrapib in the ACCELERATE Trial.</b> – A.M. Lincoff (Cleveland, US)	2000
14:45	<b>The Benefit of Adding Ezetimibe to Statin Therapy in Patients With or Without prior Coronary Artery Bypass Graft surgery in the IMPROVE-IT Trial.</b> – A. Eisen (Boston, US)	2001
15:00	<b>First-in-man study of a pacemaker-mediated programmable hypertension control therapy.</b> – P. Neuzil (Prague, CZ)	2002
15:15	<b>The relationship between severe hypoglycaemic events and cardiovascular outcomes is bidirectional: novel results from TECOS.</b> – E. Standl (Munich, DE)	2003

14:00–15:30 | Galileo - The Hub

**TRANSCATHETER AORTIC VALVE REPLACEMENT: ARE WE DOING TOO MANY FUTILE PROCEDURES** Gladiators Arena

Chairperson(s): L.A. Pierard (Liège, BE); O. Wendler (London, UK)

14:00	<b>Transcatheter aortic valve replacement: are we doing too many futile procedures - Positioning of the topic.</b> – A.S. Segev (Tel Hashomer, IL)	2004
14:15	<b>Transcatheter aortic valve replacement: are we doing too many futile procedures - PRO.</b> – C.M. Otto (Seattle, US)	2005
14:45	<b>Transcatheter aortic valve replacement: are we doing too many futile procedures - CON.</b> – B.D. Prendergast (London, UK)	2006
15:15	<b>Transcatheter aortic valve replacement: are we doing too many futile procedures - Conclusion.</b> – L.A. Pierard (Liège, BE)	2007

14:00–15:30 | Raphael - The Hub

**HOW TO IMPROVE HYPERTENSION CONTROL IN THE POPULATION: NEW STRATEGIES**  
e-Cardiology track

Symposium

Chairperson(s): G. Krstacic (Zagreb, HR); R. Touyz (Glasgow, UK)

- |       |  |      |
|-------|--|------|
| 14:00 | <b>Role of home blood pressure monitoring.</b><br>– R. McManus (Oxford, UK)  | 2008 |
| 14:22 | <b>Role of telemonitoring of home blood pressure values.</b><br>– T. Mengden (Bad Nauheim, DE)                     | 2009 |
| 14:45 | <b>Electronic pill count and urine drug excretion monitoring.</b><br>– B. Waeber (Lausanne, CH)                    | 2010 |
| 15:07 | <b>Role of validated applications for smartphones and patients management software.</b><br>– G. Parati (Milan, IT) | 2011 |

14:00–15:30 | Da Vinci - The Hub

**REGISTRIES SCORES AND OUTCOMES**

Registry Session

Chairperson(s): M. Komajda (Paris, FR); M.N. Walsh (Indianapolis, US)

- |       |   |      |
|-------|---|------|
| 14:00 | <b>Predictors of 2-year mortality following hospital discharge in patients with acute coronary syndromes: a new risk score from the EPICOR and EPICOR Asia studies.</b><br>– S.J. Pocock (London, UK)   | 2012 |
| 14:15 | <b>Long-term associations between treatment with statins, renin-angiotensin system blockers, beta-blockers and outcome in patients with myocardial infarction with non-obstructive coronary artery disease.</b><br>– B. Lindahl (Uppsala, SE) | 2013 |
| 14:30 | <b>Natural history, risk stratification and role of antiarrhythmic therapy in arrhythmogenic right ventricular cardiomyopathy.</b><br>– A. Mazzanti (Pavia, IT)   | 2014 |
| 14:45 | <b>Therapeutic strategies and health costs of patients admitted for an atherothrombotic cardiovascular event in a community setting of nearly 3,000,000 subjects.</b><br>– A.P. Maggioni (Florence, IT)                                       | 2015 |
| 15:00 | <b>A Clinical and Biomarker Score for Predicting Presence of Obstructive Coronary Artery Disease: Results from the Catheter Sampled Blood Archive in Cardiovascular Diseases (CASABLANCA Study).</b><br>– J. Januzzi (Boston, US)             | 2016 |
| 15:15 | <b>Serial biomarkers to identify patients vulnerable for myocardial infarction.</b><br>– K.M. Akkerhuis (Rotterdam, NL)   | 2017 |

14:00–15:30 | Bernini - The Hub

**ESC ANDREAS GRÜNTZIG LECTURE ON INTERVENTIONAL CARDIOLOGY**

Named Lecture

Chairperson(s): A. Cribier (Rouen, FR); P.W.J.C. Serruys (Rotterdam, NL)

- |       |   |      |
|-------|---|------|
| 14:03 | <b>Presentation of the awardee.</b><br>– P.W.J.C. Serruys (Rotterdam, NL)   | 2018 |
| 14:10 | <b>From balloon to bioresorbable scaffold: a 40-year journey in coronary intervention.</b><br>– J. Fajadet (Toulouse, FR) | 2019 |

**ESC RENE LAENNEC LECTURE ON CLINICAL CARDIOLOGY**

Named Lecture

Chairperson(s): G.P. Diller (Münster, DE); A. Eicken (Munich, DE)

- |       |  |      |
|-------|--|------|
| 14:53 | <b>Presentation of the awardee.</b><br>– G.P. Diller (Münster, DE)   | 2020 |
| 15:00 | <b>Aortic stenosis - A “simple” heart defect with ongoing diagnostic and therapeutic challenges.</b><br>– H. Baumgartner (Münster, DE) | 2021 |





**14:00–15:30 | Michelangelo - The Hub**

**STRUCTURAL INTERVENTIONS – I CAN DO ANYTHING WITH A CATHETER**

Clinical Cases

Chairperson(s): C. Di Mario (London, UK); S. Ewen (Homburg, DE)

14:00	<b>Transcatheter closure of Patent Ductus Arteriosus in interrupted left-sided IVC with hemiazygos continuation: Subclavian venous approach.</b>	2022
	– S. Patra (Kolkata, IN)	
14:12	<b>TAVI-in-TAV, an option for late degeneration?</b>	2023
	– C. Goena Vives (Getxo, ES)	
14:25	<b>Minimally invasive trans-radial percutaneous closure of aortic paravalvular leaks: following the steps of percutaneous coronary intervention.</b>	2024
	– G. Giacchi (Ragusa, IT)	
14:38	<b>Successful transcatheter aortic valve implantation in a patient after apico-aortic conduit surgery for severe aortic stenosis complicated by hemolytic anemia.</b>	2025
	– K. Kim (Kobe, JP)	
14:51	<b>Optimization of cardiac resynchronization therapy after mitralclip implantation: a useful combination for treatment of mitral regurgitation.</b>	2026
	– G. Vizzari (Messina, IT)	
15:04	<b>An usual complication after percutaneous closure of a mitral para-annular/valvular leak.</b>	2027
	– S. Fournier (Lausanne, CH)	
15:17	<b>Idiopathic right pulmonary artery to left atrium fistula after mitralclip treated conservatively.</b>	2028
	– L. Goncalves Ramirez (Valladolid, ES)	

**14:00–15:30 | Baku - Village 1**

**RELATIONSHIP BETWEEN ENDOTHELIAL DYSFUNCTION, THE MICROCIRCULATION AND MYOCARDIAL ISCHAEMIA**

Symposium

Chairperson(s): D.J. Duncker (Rotterdam, NL); H. Shimokawa (Sendai, JP)

14:00	<b>Microvascular dysfunction and myocardial ischaemia: what we have learnt from basic science?</b>	2029
	– A. Koller (Budapest, HU)	
14:22	<b>Disturbed coronary haemodynamics in vessels with intermediate stenoses: a role for endothelial dysfunction?</b>	2030
	– A. Lerman (Rochester, US)	
14:45	<b>Evaluating endothelial function in the epicardial and resistive coronary vessels.</b>	2031
	– R. Bugiardini (Bologna, IT)	
15:07	<b>Drugs modulating endothelial function and the microcirculation.</b>	2032
	– J. Escaned (Madrid, ES)	

**14:00–15:30 | Nicosia - Village 1**

**CARDIAC REGENERATION THERAPY – PART 1**

Symposium

Chairperson(s): L. Badimon (Barcelona, ES); A. Terzic (Rochester, US)

14:00	<b>Cardiovascular regenerative medicine in perspective. A clinical view.</b>	2033
	– V. Fuster (New York, US)	
14:22	<b>Structural barriers for cardiac repair. Role of tissue engineering.</b>	2034
	– D.A. Taylor (Houston, US)	
14:45	<b>From basic knowledge to practical repair. Priorities, opportunities and risks of cardiac regenerative therapy.</b>	2035
	– P. Menasche (Paris, FR)	
15:07	<b>Planning cardiovascular regeneration for the next decade. The TACTICS initiative.</b>	2036
	– F.F.A. Fernandez-Aviles (Madrid, ES)	

**14:00–15:30 | Helsinki - Village 2**

**ADVANCES IN MYOCARDIAL REVASCULARISATION**

Symposium

Chairperson(s): C. Muneretto (Brescia, IT); M.C. Morice (Massy, FR)

14:00	<b>Hot topics in the current Guidelines.</b>	2037
	– J.-P. Collet (Paris, FR)	
14:22	<b>Outcomes of modern PCI techniques.</b>	2038
	– A. Kastrati (Munich, DE)	
14:45	<b>Outcomes of multiple arterial revascularisation.</b>	2039
	– P.H. Kolh (Liège, BE)	
15:07	<b>Outcomes of hybrid revascularisation.</b>	2040
	– I.S. Modrau (Aarhus, DK)	

14:00–15:30 | Sarajevo - Village 2

**CATHETER-BASED STROKE PREVENTION**

Symposium

**Stroke track**

Chairperson(s): P. Widimsky (Prague, CZ); M. Hennerici (Mannheim, DE)

- |       |   |      |
|-------|---|------|
| 14:00 | <b>Patent foramen ovale closure.</b><br>– F. Nietlisbach (Zurich, CH)                                       | 2041 |
| 14:22 | <b>Left atrial appendage closure.</b><br>– H. Sievert (Frankfurt, DE)                                       | 2042 |
| 14:45 | <b>Carotid stenting.</b><br>– M. Roffi (Geneva, CH)   | 2043 |
| 15:07 | <b>Cardiovascular procedures and stroke: prevention and management.</b><br>– A.C. Cremonesi (Cotignola, IT) | 2044 |

14:00–15:30 | Sofia - Village 2

**CORONARY CTA-GUIDED PCI**

Advances in Science

Chairperson(s): To be announced; S. Achenbach (Erlangen, DE)

- |       |  |      |
|-------|--|------|
| 14:00 | <b>State of the Art in CT-guided revascularisation.</b><br>– S. Motoyama (Toyoake, JP)   | 2045 |
| 14:18 | <b>Impact of coronary computed tomography angiography on planning of bifurcation PCI, a randomized prospective trial.</b><br>– R. Wolny, J. Piegowski, M. Kruk, C. Kepka, A. Debski, M. Ciszewski, K. Kukula, M. Opolski, Z. Chmielak, A. Witkowski (Warsaw, PL)   | 2046 |
| 14:36 | <b>Hybrid approach by the combination of multidetector computed tomography and invasive coronary angiography with fractional flow reserve to identify physiologically significant coronary stenosis.</b><br>– E. Usui, T. Kakuta, T. Yonetsu, T. Lee, T. Murai, Y. Kanaji, J. Matsuda, M. Araki, R. Hamaya, S. Ichijou (Tsuchiura, JP) | 2047 |
| 14:54 | <b>Coronary computed tomography angiography predictors of tapered and soft tip guidewire crossing antegradely through chronic total occlusion.</b><br>– T. Kameyama, H. Ihori, K. Ohara, M. Nonomura, H. Inoue (Toyama, JP)  | 2048 |
| 15:12 | <b>Future direction of research in CT technology application for PCI.</b><br>– M.P. Opolski (Warsaw, PL)   | 2049 |

14:00–15:30 | Cairo - Village 3

**DIAGNOSIS AND MANAGEMENT OF TARGET ORGAN DAMAGE IN HYPERTENSION**

Symposium

**Organised by Council on Hypertension**

Chairperson(s): R. Cifkova (Prague, CZ); T. Kahan (Stockholm, SE)

- |       |   |      |
|-------|---|------|
| 14:00 | <b>Left ventricular hypertrophy - Controversies in assessment.</b><br>– G. de Simone (Naples, IT) | 2050 |
| 14:22 | <b>Silent brain damage in hypertension.</b><br>– A. Coca (Barcelona, ES)                          | 2051 |
| 14:45 | <b>The retina in hypertension.</b><br>– D. Rizzoni (Brescia, IT)                                  | 2052 |
| 15:07 | <b>Aortic disease in hypertension.</b><br>– B. Williams (London, UK)                              | 2053 |

14:00–15:30 | Yerevan - Village 3

**NEW TOOLS IN THE EVALUATION OF HYPERTENSION**

Advances in Science

Chairperson(s): S. Abir-Khalil (Rabat, MA); G. Schillaci (Perugia, IT)

- |       |  |      |
|-------|--|------|
| 14:00 | <b>State of the Art in blood pressure and vascular function.</b><br>– R. Asmar (Paris, FR)   | 2054 |
| 14:18 | <b>A smartphone device for ocular fundus photography in acute hypertension.</b><br>– M.L. Muesan, M. Salvetti, M. Riviera, C. Pintossi, F. Bertacchini, E. Colonetti, A. Paini, M. Poli, F. Semeraro, E. Agabiti Rosei, A. Russo (Brescia, IT)   | 2055 |
| 14:36 | <b>A meta-analysis of invasive validation studies investigating the accuracy of commercial devices and methods for non-invasive estimation of aortic systolic blood pressure.</b><br>– T. Papaioannou, T. Karageorgopoulou, T. Sergentanis, A. Protogerou, T. Psaltopoulou, J. Sharman, T. Weber, J. Blacher, S. Daskalopoulou, S. Wassertheurer, A. Khir, C. Vlachopoulos, N. Stergiopoulos, W. Nichols, D. Tousoulis (Athens, GR; Hobart, AU; Wels and Vienna, AT; Paris, FR; Montreal, CA; London, UK; Lausanne, CH; Gainesville, US) | 2056 |
| 14:54 | <b>Clinical assessment of new technology for blood pressure measurement without arm cuff.</b><br>– N. Watanabe, Y. Kureishi Bando, T. Kawachi, K. Futatsuyama, H. Yamakita, K. Nishimura, T. Okumura, H. Ishii, T. Murohara (Nagoya, JP)   | 2057 |
| 15:12 | <b>Future direction for research in blood pressure measurement tools and technologies.</b><br>– F. Mahfoud (Homburg, DE)   | 2058 |

14:00–15:30 | Berlin - Village 4



CHALLENGES IN INTERPRETATION OF ECG

Case-based Symposium

Chairperson(s): J.-C. Deharo (Marseille, FR); L. Di Biase (New York, US)

- 14:00 **Narrow QRS tachyarrhythmia - Clinical case.** 2059  
– A. Sarkozy (Edegem, BE)
- 14:20 **Case with narrow QRS tachyarrhythmia - Panel discussion and questions from the audience.** 2060  
– P. Brugada Terradellas (Brussels, BE), C. Gerdes (Aarhus, DK), C. Wolpert (Ludwigsburg, DE)
- 14:35 **Wide QRS tachyarrhythmia - Clinical case.** 2061  
– R.P. Martins (Rennes, FR)
- 14:55 **Case with wide QRS tachyarrhythmia - Panel discussion and questions from the audience.** 2062  
– P. Brugada Terradellas (Brussels, BE), C. Gerdes (Aarhus, DK), C. Wolpert (Ludwigsburg, DE)
- 15:10 **Surface ECG: a gold mine - State of the Art.** 2063  
– F.G. Cosio (Getafe, ES)

14:00–15:30 | Minsk - Village 4

ARE YOU STILL AFRAID ABOUT BLEEDING RISK OF ANTITHROMBOTIC THERAPY IN ATRIAL FIBRILLATION?

Advances in Science

Chairperson(s): S. Potpara (Belgrade, RS); M. Proietti (Birmingham, UK)

- 14:00 **State of the Art in bleeding risk in atrial fibrillation.** 2064  
– I.C. Van Gelder (Groningen, NL)
- 14:18 **Bleeding risk for non-valvular AF patients prescribed warfarin, or standard doses of apixaban 5mg BID, dabigatran 150mg BID or rivaroxaban 20mg QD in real-world practice: Findings from EHR.** 2065  
– I. Lin, C. Masseria, J. Mardekian, S. Park, R. Horblyuk, S. Kamble, M. Hamilton, Y. Abdulsattar, W. Petkun, J. Menzin, G.Y.H. Lip (Waltham, New York and King of Prussia, US; Birmingham, UK)
- 14:36 **Factors associated with quality of anticoagulation control in patients with atrial fibrillation and risk of stroke and bleeding.** 2066  
– A. Nissen Bonde, G.Y.H. Lip, A.L. Kamper, L. Staerk, G. Gislason, C. Torp-Pedersen, J.B. Olesen (Gentofte, Copenhagen and Aalborg, DK; Birmingham, UK)
- 14:54 **Major bleeding among patients with atrial fibrillation treated with rivaroxaban or warfarin in Sweden. Interim results from an on-going post-authorization study.** 2067  
– L. Friberg (Stockholm, SE)
- 15:12 **Future direction for research in antithrombotic therapy in atrial fibrillation.** 2068  
– E. Hylek (Boston, US)

14:00–15:30 | Athens - Village 5



DREADFUL COMPLICATIONS OF ACUTE CORONARY SYNDROMES – THE ROLE OF MECHANICAL SUPPORT

Meet the Experts

Chairperson(s): F.J. Neumann (Bad Krozingen, DE); M. Sousa Uva (Lisbon, PT)

- 14:00 **Dreadful complications of acute coronary syndrome - The role of mechanical support - Introduction to the session.** 2069  
– M. Sousa Uva (Lisbon, PT)
- 14:05 **Post-TAVI acute coronary syndrome - Clinical case.** 2070  
– D. Jochheim (Munich, DE)
- 14:15 **Post-TAVI acute coronary syndrome - Panel discussion and questions from the audience.** 2071  
– A. Combes (Paris, FR), A.R. Simon (Harefield, UK), P. Vranckx (Hasselt, BE)
- 14:30 **STEMI and ventricular rupture - Clinical case.** 2072  
– M. Kerneis (Paris, FR)
- 14:40 **STEMI and ventricular rupture - Panel discussion and questions from the audience.** 2073  
– A. Combes (Paris, FR), A.R. Simon (Harefield, UK), P. Vranckx (Hasselt, BE)
- 14:55 **Biventricular mayhem - Clinical case.** 2074  
– S.W. Davies (London, UK)
- 15:05 **Biventricular mayhem - Panel discussion and questions from the audience.** 2075  
– A. Combes (Paris, FR), A.R. Simon (Harefield, UK), P. Vranckx (Hasselt, BE)
- 15:20 **Dreadful complications of acute coronary syndrome - The role of mechanical support - Take home message.** 2076  
– F.J. Neumann (Bad Krozingen, DE)

14:00–15:30 | Copenhagen - Village 5

**REPERFUSION IN STEMI**

Symposium

Joint with the **Cardiological Society of India (CSI)**

Chairperson(s): S. Guha (Kolkata, IN); V. Kunadian (Newcastle-upon-Tyne, UK)

- |       |  |      |
|-------|--|------|
| 14:00 | <b>Thrombolysis in STEMI: an Indian perspective.</b><br>– P.K. Deb (Kolkata, IN)           | 2077 |
| 14:22 | <b>Pharmacoinvasive therapy: an Indian perspective.</b><br>– S. Tewari (Lucknow, IN)       | 2078 |
| 14:45 | <b>Stent for life perspective.</b><br>– P. Kala (Brno, CZ)                                 | 2079 |
| 15:07 | <b>STEMI patient management in low income countries.</b><br>– D. Vinereanu (Bucharest, RO) | 2080 |

14:00–15:30 | Budapest - Village 6

**INNOVATIONS IN THE ASSESSMENT OF LEFT VENTRICULAR DIASTOLIC FUNCTION**

Symposium

Chairperson(s): F. Flachskampf (Uppsala, SE); S. Nagueh (Houston, US)

- |       |  |      |
|-------|--|------|
| 14:00 | <b>How should key data be measured and integrated: E/e', left atrial volume, PA pressure.</b><br>– O.A. Smiseth (Oslo, NO) | 2081 |
| 14:22 | <b>What do left ventricular and atrial strain tell us about diastolic function?</b><br>– L.E. Sade (Ankara, TR)            | 2082 |
| 14:45 | <b>Diastolic functional reserve: concept and practice.</b><br>– J.-W. Ha (Seoul, KR)                                       | 2083 |
| 15:07 | <b>Novel ways to measure and monitor diastolic function.</b><br>– Z. Vered (Zerifin, IL)                                   | 2084 |

14:00–15:30 | Tbilisi - Village 6

**THE HEART IN 3D ECHO: CLINICAL APPLICATIONS**

Symposium

Chairperson(s): M. Vannan (Atlanta, US); M.J. Monaghan (London, UK)

- |       |  |      |
|-------|--|------|
| 14:00 | <b>Assessment of left ventricular volumes and function.</b><br>– D. Muraru (Padua, IT) | 2085 |
| 14:22 | <b>Mitral regurgitation: more than beautiful pictures?</b><br>– X. Zhou (Beijing, CN)  | 2086 |
| 14:45 | <b>3D imaging in the cath lab: beyond fluoroscopy.</b><br>– F.F. Faletra (Lugano, CH)  | 2087 |
| 15:07 | <b>3D echo in congenital heart disease.</b><br>– C. Karsenty (Paris, FR)               | 2088 |

14:00–15:30 | Paris - Village 7

**LIPOPROTEINS AND REAL LIFE: WHAT THE RANDOMIZED CLINICAL TRIALS DO NOT SHOW US**

Advances in Science

Chairperson(s): O. Wiklund (Gothenburg, SE); N. Ozer (Ankara, TR)

- |       |   |      |
|-------|---|------|
| 14:00 | <b>State of the Art in lipoproteins: lessons from real life registries.</b><br>– B.G. Nordestgaard (Herlev, DK)   | 2089 |
| 14:18 | <b>Utility of ApoB target over LDL-C and non-HDL-C targets: insights from the national health and nutrition examination survey (NHANES) 2011-2012.</b><br>– R. Quispe, M.B. Elshazly, E.D. Michos, M. Banach, P.P. Toth, S.R. Jones, S.S. Martin (Baltimore, Cleveland and Peoria, US; Lodz, PL)                                  | 2090 |
| 14:36 | <b>Decline over the years in the risk of cardiovascular events in patients with clinical manifest vascular disease is explained by change in cardiovascular risk factors and atherosclerotic burden.</b><br>– G.F.N. Berkelmans, Y. Van Der Graaf, F.L.J. Visseren (Utrecht, NL)  | 2091 |
| 14:54 | <b>Lipoprotein (Lp) (a) does not predict recurrent cardiovascular events in patients with stable coronary heart disease: 13-Year follow-up of the KAROLA study.</b><br>– W. Koenig, A. Jaensch, H. Scharnagl, U. Mons, L.P. Breitling, H. Brenner, W. Maerz, D. Rothenbacher (Munich, Ulm, Heidelberg and Mannheim, DE; Graz, AT) | 2092 |
| 15:12 | <b>Future direction for research in lipids.</b><br>– E. Bruckert (Paris, FR)  | 2093 |

14:00–15:30 | Reykjavik - Village 7



**REHABILITATION AFTER AORTIC VALVE REPLACEMENT: A TEAM WORK** Case-based Symposium

Chairperson(s): C. Vigorito (Naples, IT); H. Voller (Rudersdorf, DE)

- 14:00 **82 year old female with TAVI: these patients may be very complex with underlying coronary artery disease, multiple co-morbidities and frailty AF on anticoagulation - Clinical case.** 2094  
– L.M. Patricio (Sesimbra, PT)
- 14:20 **82 year old female with TAVI: these patients may be very complex with underlying coronary artery disease, multiple co-morbidities and frailty - Panel discussion and questions from the audience.** 2095  
– M. Ambrosetti (Cunardo, IT), P. Doherty (York, UK), I. Simkova (Bratislava, SK)
- 14:35 **71 year old male underwent surgical AVR; previous mitral prosthesis, bilateral ankle edema, obese, smoker, COPD, LVEF 20%, creatinine 2.1 mg/dl, hg 11 g/dl - Clinical case.** 2096  
– E.B. Ergun Baris (Ankara, TR)
- 14:55 **71 year old male underwent surgical AVR; previous mitral prosthesis, bilateral ankle edema, obese, smoker, COPD, LVEF 20%, creatinine 2.1 mg/dl, hg 11 g/dl - Panel discussion and questions from the audience.** 2097  
– M. Ambrosetti (Cunardo, IT), P. Doherty (York, UK), I. Simkova (Bratislava, SK)
- 15:10 **Cardiac rehabilitation after aortic valve replacement - State of the Art.** 2098  
– M. Wilhelm (Bern, CH)

14:00–15:30 | Brussels - Village 8

**CARDIAC PROBLEMS AND RELATED THERAPIES FOR CANCER PATIENTS** Advances in Science

Chairperson(s): A.R. Lyon (London, UK); S. Von Haehling (Göttingen, DE)

- 14:00 **State of the Art in cardio-oncology.** 2099  
– J. Butler (Atlanta, US)
- 14:18 **Deletion of SIRT1 in the cardiomyocyte worsens doxorubicin-induced cardiac dysfunction in mice.** 2100  
– A. Kuno, M. Tsukamoto, Y. Horio (Sapporo, JP)
- 14:36 **A new approach: 24-hour Holter electrocardiograms in cancer patients.** 2101  
– M.S. Anker, B. Hildebrandt, N. Ebner, J. Springer, H. Riess, W. Haverkamp, S.D. Anker, U. Landmesser, S. Von Haehling (Berlin and Göttingen, DE)
- 14:54 **Protective effect of nebivolol on anthracycline-induced cardiotoxicity, assessed by tissue Doppler velocities and by speckle tracking echocardiography.** 2102  
– M.C. Tomescu, M. Andor, I.M. Citu, A. Pogorevici, A. Mavrea, I.K. Gyalai, D.A. Bordejovic, D. Pop (Timisoara, RO)
- 15:12 **Future direction for research in cardio-oncology.** 2103  
– D. Cardinale (Milan, IT)

14:00–15:30 | Tallinn - Village 8

**TRANSLATIONAL APPROACH TO HEART FAILURE** Symposium

**Joint with the American Heart Association**

Chairperson(s): M.A. Creager (Lebanon, US); G.A. Derumeaux (Créteil, FR)

- 14:00 **The cellular basis of heart failure: targets for therapy.** 2104  
– S.R. Houser (Philadelphia, US)
- 14:22 **Angiogenesis: why is it yet to work in patients?** 2105  
– S. Dimmeler (Frankfurt, DE)
- 14:45 **Cellular therapy: are we there yet?** 2106  
– C. Tschoepe (Berlin, DE)
- 15:07 **Treatment of HFpEF: what works and what doesn't?** 2107  
– M. Jessup (Philadelphia, US)

14:00–15:30 | Prague - Village 9



**COMPLEX MULTIDISCIPLINARY DECISION MAKING IN VALVULAR HEART DISEASE** Case-based Symposium

Chairperson(s): B. Lung (Paris, FR); A.A. Pasquet (Brussels, BE)

- 14:00 **A patient with acute endocarditis: does PET-CT give the answer? - Clinical case.** 2108  
– P. Tornos Mas (Barcelona, ES)
- 14:20 **A patient with acute endocarditis: does PET-CT give the answer? Panel discussion and questions from the audience.** 2109  
– D. Gilon (Jerusalem, IL), D. Messika-Zeitoun (Paris, FR), P. Punjabi (London, UK)
- 14:35 **A patient with acute endocarditis and a neurologic complication - Clinical case.** 2110  
– U. Snygg-Martin (Gothenburg, SE)
- 14:55 **A patient with acute endocarditis and a neurologic complication - Panel discussion and questions from the audience.** 2111  
– D. Gilon (Jerusalem, IL), D. Messika-Zeitoun (Paris, FR), P. Punjabi (London, UK)
- 15:10 **Complex multidisciplinary decision-making in endocarditis - State of the Art.** 2112  
– A.A. Pasquet (Brussels, BE)

14:00–15:30 | Vienne - Village 9

**SECONDARY MITRAL REGURGITATION: A CLINICAL CHALLENGE**

Advances in Science

Chairperson(s): O. Alfieri (Brescia, IT); R. Beerl (Jerusalem, IL)

- 14:00 **State of the Art in surgery for secondary mitral regurgitation.** 2113  
 – G.D. Dreyfus (Monaco, MC)
- 14:18 **The EVEREST II REALISM Continued Access Study - 1 year outcomes in patients with functional mitral regurgitation reported by baseline New York Heart Association functional class.** 2114  
 – S. Kar, D.S. Lim, P. Grayburn, A. Wang, E. Foster, N.J. Weissman, A. Trento, G. Ailawadi, M. Mack, T. Feldman (Los Angeles, Charlottesville, Dallas, Durham, San Francisco, Washington and Evanston, US)
- 14:36 **One year outcome after mitralclip procedure for functional and degenerative significant mitral regurgitation: a systematic review and meta-analysis.** 2115  
 – M. Chiarito, M. Pagnesi, E.A. Martino, C. Godino, A. Monello, A. Scotti, A. Latib, G. Landoni, A. Margonato, A. Colombo (Milan, IT)
- 14:54 **Predictors for long-term survival after transcatheter edge-to-edge mitral valve repair.** 2116  
 – M. Orban, H. Lesevic, M.W. Orban, D. Braun, S. Deseive, C. Sonne, J. Mehilli, H. Schunkert, S. Massberg, C. Hagl, A. Kastrati, P. Boekstegers, M. Nabauer, I. Ott, J. Hausleiter (Munich and Siegburg, DE)
- 15:12 **Future direction for research in transcatheter intervention for mitral regurgitation.** 2117  
 – T. Feldman (Evanston, US)

14:00–15:30 | Zagreb - Village 9

**FROM ACUTE PULMONARY EMBOLISM TO CHRONIC THROMBOEMBOLIC DISEASE**

Advances in Science

Chairperson(s): G. Simonneau (Clamart, FR); A. Torbicki (Otwock, PL)

- 14:00 **State of the Art in chronic thromboembolic pulmonary hypertension.** 2118  
 – N. Kim (La Jolla, US)
- 14:18 **Long-term clinical implications of residual pulmonary vascular obstruction after pulmonary embolism: a ventilation-perfusion lung scan follow-up study at two timepoints.** 2119  
 – R. Chopard, B. Genet, M. Chatot, G. Napporn, A. Hyvert, K. Didier-Petit, F. Schiele, N. Meneveau (Besançon, Dole, Pontarlier and Remiremont, FR)
- 14:36 **Impact of thrombolytic therapy on the long-term outcome of patients with intermediate-risk pulmonary embolism: results of the large multicentre pulmonary embolism thrombolysis (PEITHO) trial.** 2120  
 – S.V. Konstantinides, G. Meyer, E. Vicaut (Mainz, DE; Paris, FR)
- 14:54 **Varying incidences of chronic thromboembolic pulmonary hypertension after acute pulmonary embolism: the final thread that links them all.** 2121  
 – Y.M. Ende-Verhaar, S.C. Cannegieter, A. Vonk Noordegraaf, M. Delcroix, P. Pruszczyk, A.T.A. Mairuhu, M.V. Huisman, F.A. Klok (Leiden, Amsterdam and The Hague, NL; Leuven, BE; Warsaw, PL)
- 15:12 **Future direction for research in chronic thromboembolic pulmonary hypertension.** 2122  
 – I.M. Lang (Vienna, AT)

14:00–15:30 | Agora 1 - Poster Area

**BIOLOGICAL INSIGHTS IN MYOCARDIAL REMODELLING**

Rapid Fire Abstract

Chairperson(s): L.J. De Windt (Maastricht, NL); D. Hilfiker-Kleiner (Hannover, DE)

- 14:00 **Human xenograft Muse cells reduce the myocardial infarct size and improve the cardiac function and remodeling in a miniature pig model of acute myocardial infarction.** 2123  
 – Y. Yamada, S. Minatoguchi, S. Baba, S. Shibata, A. Mikami, M. Kawasaki, K. Nishigaki, S. Wakao, M. Dezawa, S. Minatoguchi (Gifu and Sendai, JP)
- 14:09 **Activation of AMPK/SIRT1 axis is required for protective effects of adiponectin on myocardial ischemia-reperfusion (I/R) injury in rat hearts.** 2124  
 – L. Sgarra, A. Potenza, M. Montagnani (Bari, IT)
- 14:18 **Magnetic resonance imaging of myocardial infarction using a novel manganese chelate contrast agent in a rabbit ischaemia model.** 2125  
 – L. Wen, Z.G. Yang, C.C. Xia, R. Li, X. Liu, Y.K. Guo (Chengdu, CN)
- 14:27 **The role of proteasomal proteolysis in neutrophil extracellular traps formation and in prevention of cardiomyocytes damage at modeling of hypoxia-reoxygenation.** 2126  
 – V. Nagibin, D. Pashevin, L. Tumanovska, M. Krasnikova, V. Dosenko (Kiev, UA)
- 14:36 **miRNA-132 inhibition prevents fibrosis and hypertrophy in a pig model of percutaneous transverse aortic constriction (pTAC).** 2127  
 – R. Hinkel, S. Straub, S. Batkai, A. Howe, K. Klett, R. Kozlik-Feldmann, T. Thum, C. Kupatt (Munich, Hannover and Hamburg, DE)
- 14:45 **Beta-arrestin2 stimulates cardiac function in heart failure via SERCA2a potentiation.** 2128  
 – A.L. Lympopoulos, K.A. McCrink, M. Jefferjee, T. Reyes Valero, C. Marrero, A. Brill (Fort Lauderdale, US)
- 14:54 **MIR30-GALNT1/2 axis-mediated O-glycosylation plays a critical role in the processing and secretion of pro-brain natriuretic peptide by failing myocardium.** 2129  
 – Y. Nakagawa, T. Nishikimi, K. Kuwahara, S. Yasuno, H. Kinoshita, C. Yamada, H. Inazumi, T. Kato, Y. Kuwabara, K. Ueshima, K. Nakao, T. Kimura (Kyoto, JP)
- 15:03 **Allele specific differences in gene expression and mitochondrial function are present at the pre-hypertrophic stage of hypertrophic cardiomyopathy: results from two mouse models.** 2130  
 – S. Vakrou, R. Fukunaga, Y. Guan, M. Aon, L. Sorenson, K. Woldemichael, G. Tocchetti, R. Pineda, D.B. Foster, T.P. Abraham, B. O'Rourke, M.R. Abraham (Baltimore, US; Naples, IT)
- 15:12 **Basigin promotes cardiac fibrosis and failure in response to chronic pressure-overload in mice.** 2131  
 – K. Suzuki, K. Satoh, S. Ikeda, S. Sunamura, T. Otsuki, T. Satoh, J. Omura, R. Kurosawa, M. Nogi, K. Numano, K. Sugimura, S. Miyata, H. Shimokawa (Sendai, JP)
- 15:21 **Local spared hypertrophy in pressure overloaded hearts promote severe systolic dysfunction.** 2132  
 – S.M. Haberkorn, J. Schmitt, U. Floegel (Düsseldorf, DE)

14:00–15:30 | Agora 2 - Poster Area

**ECG, ARRHYTHMIA ANALYSIS, CARDIOVASCULAR SIGNAL PROCESSING**

**Rapid Fire Abstract**

Chairperson(s): G. Schmidt (Munich, DE); E.G. Caiani (Milan, IT)

- |       |   |             |
|-------|---|-------------|
| 14:00 | <b>Diffuse myocardial fibrosis reduces electrocardiographic voltage criteria for left ventricular hypertrophy independent of left ventricular mass.</b>   | <b>2133</b> |
|       | – M. Maanja, B. Wieslander, T.T. Schlegel, L. Bacharova, H. Abu Daya, Y. Fridman, T.C. Wong, E.B. Schelbert, M. Ugander (Stockholm, SE; Bratislava, SK; Pittsburgh, US)   |             |
| 14:09 | <b>Periodic repolarization dynamics quantified by phase-rectified-signal-averaging is a strong and robust predictor of mortality after myocardial infarction.</b>   | <b>2134</b> |
|       | – K.D. Rizas, W. Hamm, A. Strueven, G. Schmidt, A. Bauer (Munich, DE)   |             |
| 14:18 | <b>Fragmented QRS complex in patients with coronary artery disease.</b>   | <b>2135</b> |
|       | – M. Gordeeva, E. Parmon, D. Ryzhkova, E. Shlyakhto (St. Petersburg, RU)  |             |
| 14:27 | <b>Longitudinal data analysis of neonatal electrocardiogram.</b>  | <b>2136</b> |
|       | – O.L. Rueda Ochoa, P.L. Trigos, V.M. Mora, L.Z. Rojas Sanchez, S.C. Coba, A. Coy, F.A. Rueda Zambrano, O.H. Franco, M. Kavousi (Bucaramanga and Bogota, CO; Rotterdam, NL)   |             |
| 14:36 | <b>T wave amplitude in lead aVR as a novel prediction marker for cardiac involvement in patients with sarcoidosis.</b>  | <b>2137</b> |
|       | – Y. Tanaka, T. Konno, S. Yoshida, H. Tada, T. Tsuda, K. Sakata, K. Hayashi, H. Furusho, M. Takamura, M.A. Kawashiri, M. Yamagishi (Kanazawa, JP)   |             |
| 14:45 | <b>ECG is an inefficient screening-tool for left ventricular hypertrophy in normotensive African children population.</b>   | <b>2138</b> |
|       | – G. Di Gioia, A. Creta, M. Fittipaldi, R. Giorgino, F. Quintarelli, U. Satriano, A. Cruciani, V. Antinolfi, S. Di Bernardino, D. Costanzo, G. Mottini (Rome, IT; Auckland, NZ)   |             |
| 14:54 | <b>Preliminary results of an independent approach for basket catheter electrogram processing to detect rotors in atrial fibrillation.</b>   | <b>2139</b> |
|       | – M. Valinoti, S. Severi, R. Mantovan, C. Corsi (Cesena, IT)  |             |
| 15:03 | <b>Risk stratification in hypertrophic cardiomyopathy based on QRS and T wave morphological biomarkers identifies three phenotypic subgroups.</b>   | <b>2140</b> |
|       | – A. Lyon, R. Ariga, A. Minchola, P. Laguna, N. De Freitas, S. Neubauer, H. Watkins, B. Rodriguez (Oxford, UK; Zaragoza, ES)  |             |
| 15:12 | <b>Recognising electrocardiographic patterns in asymptomatic patients: a double edged sword.</b>  | <b>2141</b> |
|       | – J.C. Gomez Polo, J. Higuera Nafria, P. Martinez Losas, M.V. Canadas Godoy, J. Palacios Rubio, J.P. Vilchez Tschischke, V. Ruiz Pizarro, C. Espejo Paeres, C. Olmos Blanco, R. Bover Freire, J.J. Gonzalez Ferrer, N. Perez Castellanos, J. Perez Villacastin (Madrid, ES) |             |
| 15:21 | <b>Association between dynamic changes of the electrocardiogram in the emergency room and the occurrence of acute coronary syndromes.</b>   | <b>2142</b> |
|       | – M.B. Rivas, M.I. Garcia, A. Volschan, A.V. Meirelles, E.T. Mesquita, M.V.R.S. Martins, A.A. Ferreira, I. Starling, T. Pacheco, K. Mocarzel, M. Mariano, R. Lameira (Rio de Janeiro, BR)   |             |



Moderated Posters are on display from 14:00 to 18:00 on the plasma screen of the topic related Moderated Poster station.

During the moderated poster session (15:35–16:25), from a large plasma screen, Presenters will summarise their research within 3 minutes and then address questions from the Chairpersons and Audience.

**15:35–16:25 | Moderated poster station - Poster Area**

**NOVEL ULTRASONIC TECHNIQUES**

**Moderated Posters**

Chairperson(s): R. Beerl (Jerusalem, IL); S. Nakatani (Takarazuka, JP)

- 15:35 **Computational imaging and quantification of aortic wall vasa vasorum in rabbits, using contrast enhanced IVUS: association with histology.** P2143  
– M. Vavuranakis, T. Papaioannou, E. Sanidas, S. Vaina, G. Agrogiannis, E. Patsouris, E. Falk, I. Kakadiaris, C. Stefanadis, D. Tousoulis (Athens, GR; Aarhus, DK; Houston, US)
- 15:42 **Molecular intravascular ultrasound imaging allows detection of activated platelets on the surface of symptomatic human plaques.** P2144  
– A. Maier, P. Plaza-Heck, F. Meixner, F. Guenther, B.A. Kaufmann, M. Kramer, I. Neudorfer, K.H. Peter, C. Bode, C. Von Zur Muehlen (Freiburg, DE; Basel, CH; Melbourne, AU)
- 15:49 **Multidimensional rather conventional contractile reserve predicts adverse outcome in patients with severe systolic heart failure: a 4 year follow-up study.** P2145  
– I. Ikonomidis, I. Paraskevaldis, P. Simitis, V. Stasinou, G. Makavos, J. Parissis, J. Lekakis (Athens, GR)
- 15:56 **Role of global strain of right ventricle by 2-D speckle tracking (RVGS) and longitudinal strain of free lateral wall (RV-fwLS) in predicting prognosis in chronic heart failure.** P2146  
– F. Monitillo, G. Citarelli, M.S. Lattarulo, M. Leone, V. Antonococchi, C. Rizzo, P. Terlizze, D. Grande, R. Romito, M. Iacoviello (Bari, IT)
- 16:03 **Noninvasive estimation of time constant of left ventricular pressure decline as an index of relaxation by speckle tracking echocardiography; validation study by cardiac catheterization.** P2147  
– I. Kawamura, M. Kawasaki, R. Tanaka, T. Yoshizane, K. Ono, M. Iwama, Y. Kawase, M. Okubo, A. Tsuchiya, S. Tomita, H. Matsuo, T. Noda, T. Suzuki, S. Watanabe, S. Minatoguchi (Gifu, JP)
- 16:10 **Novel index of right ventricular myocardial stiffness in patients with pulmonary hypertension: correlations with cardiac morphology and who functional class.** P2148  
– A. Tunhasirwet, C. Krittanawong, P. Toparkngarm, M. Alashry, S. Pislaru, P. Pellikka, G. Kane, C. Pislaru (Rochester, US)
- 16:17 **Noninvasive estimation of intraventricular pressure gradients. Comparison between the new echocardiographic method of relative pressure imaging and color M-mode Doppler.** P2149  
– M. Stugaard, T. Kamimukai, K. Masuda, T. Okada, T. Tanaka, D. Sakurai, T. Asanuma, S. Nakatani (Suita and Tokyo, JP)

**15:35–16:25 | Moderated poster station - Poster Area**

**METABOLIC FACTORS AND BIOMARKERS**

**Moderated Posters**

Chairperson(s): M. Viigimaa (Tallinn, EE); R. Cifkova (Prague, CZ)

- 15:35 **Serum uric acid is independently associated with diastolic dysfunction in apparently healthy subjects with essential hypertension.** P2150  
– G. Georgiopoulos, C. Tsioufis, D. Konstantinidis, A. Kasiakogias, G. Peskesis, S. Galanakis, P. Tolis, V. Pylarinou, D. Aggeli, E. Tsiamis, D. Tousoulis (Athens, GR)
- 15:42 **Uric acid levels predict coronary artery disease in essential hypertension: Data from a Greek 8-year-follow-up study.** P2151  
– K. Dimitriadis, C. Tsioufis, D. Konstantinidis, N. Magkas, M. Giakoumis, A. Kasiakogias, E. Andrikou, I. Andrikou, E. Koutra, G. Sklavou, K. Kyriazopoulos, T. Kalos, D. Petras, D. Tousoulis (Athens, GR)
- 15:49 **Association of MRI derived hepatic fat fraction with blood pressure in a population-based sample.** P2152  
– R. Lorbeer, C. Bayerl, S. Auweter, S. Rospleszcz, W. Lieb, A. Peters, C. Meisinger, M. Heier, F. Bamberg, H. Hetterich (Munich, Kiel, Augsburg and Tübingen, DE)
- 15:56 **MicroRNA-21 as a prognostic marker of improvement in arterial stiffness in well-controlled essential hypertension.** P2153  
– M. Marketou, F. Parthenakis, J. Kontarakis, A. Patrianakos, H. Nakou, M. Touloupaki, M. Vernardos, G. Kochiadakis, G. Chlouverakis, P. Vardas (Heraklion, GR)
- 16:03 **Parathyroid hormone is independently associated with systolic blood pressure, pulse wave velocity and left ventricular mass index in patients with primary hyperparathyroidism.** P2154  
– J. Wetzel, S. Pilz, M. Gruebler, A. Fahrleitner-Pammer, H.P. Dimai, D. Von Lewinski, E. Kolesnik, S. Perl, V. Weinrauch, W. Maerz, E. Belyavskiy, B. Pieske, H. Brussee, A. Tomaschitz, N. Verheyen (Graz, AT; Berlin, DE)
- 16:10 **Impact of hypertension treatment on immunosenescence parameters.** P2155  
– C. Park, S.H. Park, E.J. Park, J.Y. Choi, S.K. Lee, J.O. Na, C.W. Choi, J.W. Kim, E.J. Kim, S.W. Rha, H.S. Seo, D.J. Oh, S.H. Park, W.Y. Lee (Seoul, KR)
- 16:17 **Oxidative stress mediated systemic vascular dysfunction in offspring of preeclampsia evolve into arterial hypertension and may be prevented by anti-oxidants.** P2156  
– E. Rexhaj, D. Cerny, R. Soria, T. Meister, M. Villena, C. Sartori, U. Scherrer, S.F. Rimoldi (Bern and Lausanne, CH; La Paz, BO)

15:35–16:25 | Moderated poster station - Poster Area

CURRENT DATA ON TAVI OUTCOMES

Moderated Posters

Chairperson(s): C. Di Mario (London, UK); G. Tarantini (Padua, IT)

- 15:35 **Transcatheter aortic valve implantation: efficacy, safety and mortality at 30-days to 1-year from a nationwide eight year registry.** P2157  
 – P. Canas Da Silva, A.R. Gaspar Lopes Francisco, P. Carrilho Ferreira, A. Nobre, R. Campante Teles, V. Gama Ribeiro, L. Patricio, J.C. Silva, J. Batista, M. Sousa Uva, M. Abecassis, J.P. Neves, D. Cacela, A. Laranjeira, A. Rodrigues (Lisbon, Vila Nova de Gaia and Porto, PT)
- 15:42 **Medtronic CoreValve vs Edwards Sapien: a comparative analysis of efficacy, safety and mortality from an eight year nationwide registry.** P2158  
 – P. Canas Da Silva, M. Nobre Menezes, A.R.G. Francisco, C. Jorge, R. Campante Teles, V. Gama Ribeiro, L. Patricio, J.C. Silva, J. Batista, E. Infante De Oliveira, M. Almeida, P. Braga, J.P. Neves, A. Nobre, L. Vouga (Lisbon, Vila Nova de Gaia and Porto, PT)
- 15:49 **Impact of residual coronary artery disease on patients undergoing TAVI: a multicenter study.** P2159  
 – S. Taha, C. Moretti, M. Mennuni, M. Barbanti, D. Giacoppo, G. Quadri, M. Luciano Rossi, F. Dascenzo, S. Rettegno, D. Zavalloni, P. Agostoni, F. Gita, C. Tamburino, P. Presbitero (Assuit, EG; Turin, Milan and Catania, IT; Utrecht, NL)
- 15:56 **Role of clopidogrel loading dose in patients undergoing transcatheter aortic valve implantation: results from the BRAVO-3 randomized trial.** P2160  
 – V.J. Nijenhuis, J.M. Ten Berg, C. Hengstenberg, T. Lefevre, S. Windecker, D. Hildick-Smith, C. Kupatt, E. Van Belle, C. Tron, H.U. Hink, A. Colombo, D. Bernstein, R. Mehran, P. Anthopoulos, G.D. Dangas (Nieuwegein, NL; Munich and Frankfurt, DE; Massy, Lille and Rouen, FR; Bern and Zurich, CH; Brighton, UK; Milan, IT; Parsippany and New York, US)
- 16:03 **Effect of body mass index on mortality after transcatheter aortic valve implantation: J-shaped curve.** P2161  
 – R. Gonzalez Ferreiro, I. Pascual, A.J. Munoz-Garcia, D. Lopez Otero, P. Avanzas, J.H. Alonso-Briales, R. Trillo Nouche, C. Moris, J.M. Hernandez-Garcia (Santiago de Compostela, Oviedo and Málaga, ES)
- 16:10 **Acute kidney injury following transcatheter aortic valve implantation: does it affect long-term outcomes?** P2162  
 – A.C.B. Nunes Filho, M. Katz, C.M. Campos, L.A. Carvalho, D. Siqueira, R.T. Tumelero, A.L.F. Portella, V. Esteves, M.A. Perin, P.A. Lemos, J.A. Mangione, R. Sarmento-Leite, F. Tarasoutchi, F.S. Brito Jr (São Paulo, BR)
- 16:17 **The incidence of pseudoaneurysm formation after transcatheter aortic valve implantation (TAVI).** P2163  
 – S. Fateh-Moghadam, R. Jorbenadze, A. Kiliyas, M. Droppa, P. Htun, M. Gawaz, W. Bocksch (Tübingen, DE)

15:35–16:25 | Moderated poster station - Poster Area

IMPROVING CLINICAL RESPONSE TO CRT

Moderated Posters

Chairperson(s): R. Borgquist (Lund, SE); R.P. Ricci (Rome, IT)

- 15:35 **Role of ventricular lead position in response to cardiac resynchronization therapy: non-invasive electrophysiological mapping and ECG.** P2164  
 – T. Lubimceva, V. Lebedeva, S. Zubarev, M. Chmelevskiy, M. Budanova, M. Trukshina, D. Lebedev (St. Petersburg, RU)
- 15:42 **Noninvasive electrophysiological epi/endocardial mapping of the patients undergoing cardiac resynchronization therapy.** P2165  
 – S.V. Zubarev, M.P. Chmelevsky, M.A. Budanova, M.A. Trukshina, T.A. Lyubimtseva, V.K. Lebedeva, D.S. Lebedev (St. Petersburg, RU)
- 15:49 **Optimal coupling between vortical flow in left ventricular outflow tract and left ventricular ejection: a result of atrio-ventricular delay optimization.** P2166  
 – D. Rodriguez Munoz, J.L. Moya Mur, J.L. Moya Mur, E. Franco Diez, E. Franco Diez, T. Segura, T. Segura, A. Hernandez-Madrid, A. Hernandez-Madrid, R. Matia, R. Matia, B. Berlot, B. Berlot, P. Pastor, P. Pastor, D. Del Val, D. Del Val, G. Alonso, G. Alonso, C. Fernandez-Golfín, C. Fernandez-Golfín, E. Casas Rojo, J.L. Zamorano, J. Moreno, J.J. Jimenez Nacher, J.L. Zamorano, J. Moreno (Madrid, ES)
- 15:56 **Left ventricular kinetic energy dissipation in resynchronized patients: the impact of non-optimal atrio-ventricular delay.** P2167  
 – D. Rodriguez Munoz, J.L. Moya Mur, E. Franco Diez, R. Matia, A. Hernandez-Madrid, C. Fernandez-Golfín, E. Casas Rojo, A.N.A. Garcia-Martin, B. Berlot, A. Carbonell, P. Pastor, G. Alonso, C. Fraile Sanz, J. Moreno, J.L. Zamorano (Madrid, ES)
- 16:03 **Cardiac resynchronization therapy combined with coronary artery bypass grafting in ischemic heart failure patients: long-term results of the rescue study.** P2168  
 – A. Romanov, K. Goscinska-Bis, J. Bis, A. Cherniavsky, D. Prokhorova, Y. Syrtceva, V. Shabanov, D. Ponomarev, S. Alsov, A. Karaskov, M. Deja, M. Krejca, E. Pokushalov (Novosibirsk, RU; Katowice, PL)
- 16:10 **True complete left bundle branch block and cardiac resynchronization therapy response.** P2169  
 – J. Garcia Seara, D. Iglesias Alvarez, B. Alvarez Alvarez, M. Rodriguez Manero, J. Martinez Sande, X. Fernandez Lopez, L. Gonzalez Melchor, R. Riziq-Yousef Abumuaileq, J. Gonzalez Juanatey (Santiago de Compostela, ES)
- 16:17 **Cardiac resynchronization therapy in chronic chagasic cardiomyopathy. A seven-year experience at a university hospital.** P2170  
 – A. Schmidt, P. Macedo, A. Scorzoni, J. Rosa E Silva, E. Arfelli, M.L.C. Pavao, J.A. Marin-Neto (Ribeirao Preto, BR)

15:35–16:25 | Moderated poster station - Poster Area

CARDIAC BIOLOGY AND SENESCENCE

Moderated Posters

Chairperson(s): D.S. Sawaki (Créteil, FR); R.F. Ventura-Clapier (Chatenay-Malabry, FR)

- 15:35 **Role of sarcoplasmic reticulum calcium leak in heart failure.** P2171  
 – B.A. Mohamed, C. Richter, S. Neef, S. Khadjeh, D. Lbik, S. Sossalla, S.E. Lehnart, S. Luther, G. Hasenfuss, K. Toischer (Göttingen, DE)
- 15:42 **Telomerase deficiency is associated with impaired diastolic function, mitochondrial dysfunction and increased fibrosis in a murine model of cardiac pressure overload.** P2172  
 – C. Werner, C. Perez-Ternero, A. Nickel, A. Kasakov, S. Jakob, J. Haendeler, J. Altschmied, M. Böhm, C. Maack, U. Laufs (Homburg and Düsseldorf, DE)
- 15:49 **Metabolic disorders affect cardiac Cx43 and PKC signaling that is attenuated by the intake of melatonin and omega-3 fatty acids in female aged rats.** P2173  
 – T. Egan-Benova, C. Vicenczova, V. Knezl, J. Radosinska, B. Szeiffova Bacova, N. Tribulova (Bratislava, SK)
- 15:56 **The molecular mechanism of cardiac aging: the relationship with oxidative stress, telomere length and accumulation of advanced glycation endproducts.** P2174  
 – E.V. Plokhova, D. Akasheva, O. Tkacheva, I. Strazhesko, E. Dudinskaya, V. Pykhtina, A. Kruglikova, L. Streltsova, D. Trofimova, N. Brailova, S. Boytsov (Moscow, RU)
- 16:03 **Senescence-associated glycoprotein is critically involved in the maintenance of vascular homeostasis.** P2175  
 – M. Suda, I. Shimizu, Y. Yoshida, Y. Hayashi, G. Katsuumi, H. Kayamori, R. Ikegami, S. Jiao, T. Wakasugi, T. Ozawa, T. Minamino (Niigata, JP)
- 16:10 **New methodology for senescence analysis using cell-based micro-electrochemical impedance spectroscopy without biomarkers.** P2176  
 – J.-J. Cha, Y. Park, J. Yun, H.W. Kim, J.-H. Lee (Gwangju, KR)
- 16:17 **Cardiac tissue regeneration: a preliminary study on carbon-based nanotubes gelatin scaffold.** P2177  
 – \*.M. Cabiati, \*.F. Vozzi, F. Gemma, F. Montemurro, C. De Maria, G. Vozzi, C. Domenici, S. Del Ry (Pisa, IT)

15:35–16:25 | Moderated poster station - Poster Area

CARDIO-ONCOLOGY

Moderated Posters

Chairperson(s): J. Springer (Göttingen, DE); D. Cardinale (Milan, IT)

- 15:35 **Myocardial copper and iron content in failing human heart: the implications for mitochondrial function.** P2178  
 – V. Melenovsky, J. Petrak, T. Mracek, T. Pluhacek, Z. Drahotka, J. Kovalcikova, H. Nuskova, J. Pirk, J. Houstek (Prague and Olomouc, CZ)
- 15:42 **Prevalence and functional significance of cardiac autonomic dysfunction among women with breast cancer.** P2179  
 – J. Groarke, S.S. Mahmood, L.W. Jones, J. Klein, J. Hainer, L.W. Stevenson, M. Di Carli, M.R. Mehra, A. Nohria (Boston and New York, US)
- 15:49 **Global and regional patterns of longitudinal deformation imaging in the monitoring of chemotherapy-induced cardiotoxicity.** P2180  
 – G. Portugal, L. Moura Branco, A. Galrinho, M. Mota Carmo, A.T. Timoteo, J. Feliciano, J. Abreu, S.D. Oliveira, L. Batarida, R. Cruz Ferreira (Lisbon, PT)
- 15:56 **4D deformation, arterial stiffness, and cardiac biomarkers for the early detection of chemotherapy-induced cardiotoxicity in patients with nonHodgkin lymphoma.** P2181  
 – D. Mihalcea, M. Florescu, A.M. Vladareanu, D. Vinereanu (Bucharest, RO)
- 16:03 **Left ventricular end-diastolic volume as an early indicator of Trastuzumab-related cardiotoxicity in patients with HER2 positive breast cancer: results from a single-center retrospective study.** P2182  
 – F. Torelli, C. Bergamini, L. Ghiselli, A. Rossi, L. Trevisani, G. Vinco, S. Troung, G. Benfari, F. La Russa, G. Golia, A. Molino, C. Vassanelli (Verona, IT)
- 16:10 **Newly developed atrial fibrillation is an unfavorable sign of anthracycline-induced cardiomyopathy.** P2183  
 – M. Amioka, A. Sairaku, T. Ochi, T. Okada, H. Asaoku, Y. Nakano, Y. Kihara (Hiroshima, JP)
- 16:17 **ASE/EACVI echocardiographic criteria allow to detect subclinical cardiotoxicity and manage timely breast cancer patients undergoing adjuvant therapy.** P2184  
 – C. Santoro, M. Lembo, R. Esposito, F. Lo Iudice, F. Ilardi, G. Arpino, S. De Placido, G. De Simone, B. Trimarco, M. Galderisi (Naples, IT)

15:35–16:25 | Moderated poster station - Poster Area

THE RELEVANCE OF BIOMARKERS: A NEVER ENDING STORY

Moderated Posters

Chairperson(s): W. Koenig (Munich, DE); I.B. Squire (Leicester, UK)

- 15:35 **Impact of smoking on circulating troponin I concentrations and cardiovascular events in the general population: The HUNT Study.** P2185  
 – M.N. Lyngbakken, H. Rosjo, O.L. Holmen, H. Dalen, K. Hveem, T. Omland (Oslo, Levanger and Trondheim, NO)
- 15:42 **Secretoneurin levels provide prognostic information after cardiac surgery.** P2186  
 – J. Brynildsen, L. Petaja, M.N. Lyngbakken, A.H. Ottesen, M.N. Stridsberg, V. Pettila, G. Christensen, T. Omland, H. Rosjo (Lorenskog and Oslo, NO; Helsinki, FI; Uppsala, SE)
- 15:49 **Renin, aldosterone, the aldosterone-to-renin ratio and incident hypertension among normotensive subjects from the population.** P2187  
 – N. Arnold, I. Hermanns, A. Pinto, A. Schulz, M. Panova-Noeva, J. Prochaska, D. Laubert-Reh, H. Binder, N. Pfeiffer, M. Beutel, K. Lackner, T. Munzel, P. Wild (Mainz, DE)
- 15:56 **Lipoprotein(a) concentrations do not associate with coronary atheroma progression or cardiovascular events during high-intensity statin therapy: insights from SATURN.** P2188  
 – R. Puri, C. Ballantyne, R. Hoogeveen, M. Shao, S. Nissen, S. Nicholls (Cleveland and Houston, US; Adelaide, AU)
- 16:03 **Prediction of contrast induced nephropathy using novel biomarkers following elective contrast coronary angiography.** P2189  
 – M. Connolly, M. Kinnin, D. McEneaney, I. Menown, N. Morgan, M. Harbinson (Craigavon, Newry and Belfast, UK)
- 16:10 **Growth differentiation factor 15 is an independent marker of risk of major bleeding in atrial fibrillation: insights from the RE-LY trial.** P2190  
 – Z. Hijazi, J. Oldgren, U. Andersson, S.J. Connolly, J.W. Eikelboom, M.D. Ezekowitz, P.A. Reilly, A. Siegbahn, S. Yusuf, L. Wallentin (Uppsala, SE; Hamilton, CA; Wynnewood and Ridgefield, US)
- 16:17 **Differential prognostic value of low testosterone levels for incident diabetes in men and women: evidence from the FINRISK study.** P2191  
 – M. Karakas, S. Schaefer, S. Appelbaum, K. Kuulasmaa, S. Blankenberg, T. Tuovinen, V. Salomaa, T. Zeller (Hamburg, DE; Helsinki, FI)

15:35–16:25 | Moderated poster station - Poster Area

<b>HOT ISSUES IN PERICARDIAL AND MYOCARDIAL DISEASE</b>		Moderated Posters
Chairperson(s): Y. Adler (Rannana, IL); S. Pankuweit (Marburg, DE)		
15:35	<b>Long-term outcomes of idiopathic chronic large pericardial effusions: to tap or not to tap?</b> – M. Imazio, G. Lazaros, A. Brucato, A. Valenti, C.C. De Carlini, S. Maggolini, M. Carraro, R. Belli, F. Gaita (Turin, Bergamo and Merate, IT; Athens, GR)	P2192
15:42	<b>Cell differentiation in cardiac myxoma: an innovative approach by comparing confocal microscopy, laser microdissection and gene expression analysis.</b> – A. Pucci, C. Mattioli, M. Matteucci, D. Lorenzini, F. Parvini, S. Pacini, C. Ippolito, M. Celiento, A. Dolfi, U. Bortolotti, F. Basolo, G. Bartoloni (Pisa and Catania, IT)	P2193
15:49	<b>Endomyocardial vs extracardiac tissue biopsies in the diagnosis of cardiac sarcoidosis.</b> – P. Simonen, J. Lehtonen, R. Kandolin, M. Kupari (Helsinki, FI)	P2194
15:56	<b>The predictive value of plasma Galectin-3 for cardiac impairment and mortality in patients with Chagas disease.</b> – F. Fernandes, C.H. Moreira, L.C. Oliveira, B.M. Ianni, C.D. Lorenzo, F.J.A. Ramires, L. Nastari, A.L.P. Ribeiro, E. Cunha Neto, E.C. Sabino, C. Mady (São Paulo and Belo Horizonte, BR)	P2195
16:03	<b>Predictors and prognosis of the post pericardiectomy syndrome.</b> – D. Van Osch, J.M. Dieleman, J.J. Bunge, D. Van Dijk, P.A. Doevendans, W.J. Suyker, H.M. Nathoe (Utrecht and Rotterdam, NL)	P2196
16:10	<b>Colchicine increases ventricular vulnerability in an experimental whole-heart model.</b> – G. Frommeyer, J. Krawczyk, S. Kochhaeuser, S. Kaese, C. Ellermann, D. Dechering, L. Eckardt (Münster, DE)	P2197
16:17	<b>Treatment of idiopathic recurrent pericarditis with anakinra. A multicenter randomized controlled clinical trial.</b> – M. Imazio, A. Brucato, M. Gattorno, G. Lazaros, S. Maestroni, N. Ruperto, M. Carraro, D. Cumetti, A. Valenti, M. Finetti, M.P. Sormani, R. Belli, A. Martini, F. Gaita (Turin, Bergamo and Genoa, IT; Athens, GR)	P2198

15:35–16:25 | Moderated poster station - Poster Area

<b>COMORBIDITIES IN CORONARY ARTERY DISEASE: WHAT MATTERS?</b>		Moderated Posters
Chairperson(s): N. Danchin (Paris, FR); J. Beissel (Luxembourg, LU)		
15:35	<b>Chronic liver disease and acute coronary syndrome: a nationwide cohort study.</b> – Y.H. Liu, K.B. Lin, C.L. Chan, R.K. Lai (New Taipei City and Taoyuan, TW)	P2199
15:42	<b>Atrial fibrillation and acute coronary syndrome: data from the Swiss national registry on myocardial infarction (AMIS Plus).</b> – L. Biasco, D. Radovanovic, H. Rickli, M. Roffi, F. Eberli, R. Jaeger, T. Moccetti, M. Moccetti, P. Erne, G.B. Pedrazzini (Lugano, Zurich, St. Gallen, Geneva, Basel and Lucerne, CH)	P2200
15:49	<b>Combining high-sensitivity cardiac troponin and B-type natriuretic peptide in the detection of exercise-induced myocardial ischemia.</b> – C. Puelacher, M. Wagener, R. Twerenbold, N. Schaerli, G. Pretre, U. Honegger, J. Boeddinghaus, T. Reichlin, M. Zellweger, C. Mueller (Basel, CH)	P2201
15:56	<b>Hemorheological pattern in young adults with acute coronary syndrome.</b> – Y.S. Kim, L.Y. Jung, S.K. Song, J.Y. Lee, S.R. Lee, J.K. Chae, K.S. Lee, W.H. Kim, J.K. Ko (Jeonju, KR)	P2202
16:03	<b>Clinical characteristics and prognosis in patients with acute myocardial infarction without any conventional risk factors for coronary artery disease.</b> – J. Masuda, Y. Sato, T. Kurita, H. Mizutani, T. Seko, T. Tanigawa, Y. Saito, S. Koyabu, N. Yamada, A. Kawasaki, K. Makino, H. Nishikawa, M. Ito (Tsu and Mie, JP)	P2203
16:10	<b>The increase in the incidence of revascularization improves prognosis of patients with coronary artery disease - The results from the Silesian Cardiovascular Database.</b> – M. Gasior, M. Hawranek, W. Wojakowski, P.E. Buszman, A. Lekston, A. Ochala, K. Milewski, Z. Kalarus, M. Gierlotka, D. Pres, L. Polonski, M. Tenders, M. Zembala (Zabrze and Katowice, PL)	P2204
16:17	<b>Comparison of long-term outcomes after the second-generation cobalt-chromium sirolimus-eluting stents implantation in diabetic versus non-diabetic patients: A subgroup analysis from FOCUS registry.</b> – J. Yang, F. Zhang, J. Qian, L. Ge, J. Zhou, J. Ge (Shanghai, CN)	P2205

15:40–16:20 | Galileo - The Hub

<b>MEET THE TRIALIST I – REM-HF</b>		Meet the Trialists
Chairperson(s): H. Burri (Geneva, CH)		
15:40	<b>REM-HF - Remote monitoring: an evaluation of implantable devices for management of heart failure patients.</b> – M.R. Cowie (London, UK)	2206

15:40–16:20 | Agora 1 - Poster Area

**MEET THE LEGENDS – ALAIN CRIBIER**

Meet the Legends

Chairperson(s): G.A. Derumeaux (Créteil, FR), S. Windecker (Bern, CH)

- 15:40 **My scientific journey.** 2207  
– A. Cribier (Rouen, FR)
- 16:00 **Open forum discussion.** 2208

15:45–16:15 | Forum - The Hub



**MEET THE GUIDELINES TASK FORCE – ATRIAL FIBRILLATION**

Special Session

Chairperson(s): J.L. Zamorano Gomez (Madrid, ES); V. Aboyans (Limoges, FR)

- 15:45 **Atrial fibrillation.** 2209  
– P. Kirchhof (Birmingham, UK)
- 16:00 **Atrial fibrillation - Panel discussion and questions from the audience.** 2210  
– S. Benussi (Zurich, CH), B. Casadei (Oxford, UK), H.C. Diener (Essen, DE), H. Heidbuchel (Hasselt, BE), J.M.L. Hendriks (Sittard, NL), G. Hindricks (Leipzig, DE), J. Oldgren (Uppsala, SE)

15:45–16:15 | Raphael - The Hub

**IMPACT OF REAL-WORLD EVIDENCE ON PATIENT MANAGEMENT: ADDRESSING OPEN QUESTIONS** Satellite Symposium - Experts on the Spot  
Sponsored by Bayer Pharma AG

Chairperson(s): M. Patel (Durham, US)

- 15:45 **From large-scale study to larger-scale practice: how do real-world findings for NOACs stack up?** 2211  
– M. Patel (Durham, US)
- 15:55 **Practical perspectives on NOAC therapy in patients with atrial fibrillation: case studies.** 2212  
– P. Verhamme (Leuven, BE), A. Verma (Newmarket, CA)

*Please refer to the Satellite Symposium scheduled on Sunday 28 August, 12:45–13:45 in Prague - Village 9.*

15:45–16:15 | Da Vinci - The Hub

**REVERSAL AGENTS FOR NOACs: WHAT'S AVAILABLE AND HOW DO THEY WORK?** Satellite Symposium - Experts on the Spot

Sponsored by Boehringer Ingelheim

Chairperson(s): J. Halperin (New York, US)

- 15:45 **Reversal agents for NOACs: what's available and how do they work?** 2213  
– J. Halperin (New York, US), J. Weitz (Hamilton, CA), J. Eikelboom (Hamilton, CA)

*Please refer to the Satellite Symposium scheduled on Saturday 27 August, 15:30–16:15 in Minsk - Village 4.*

15:45–16:15 | Bernini - The Hub

**A SPECIFIC REVERSAL AGENT FOR DABIGATRAN IS AVAILABLE: SHOULD YOU HAVE IT IN YOUR ELECTROPHYSIOLOGY LAB?** Satellite Symposium - Experts on the Spot

Sponsored by Boehringer Ingelheim

Chairperson(s): H. Calkins (Baltimore, US); R. Deo (Philadelphia, US)

- 15:45 **A specific reversal agent for dabigatran is available: should you have it in your electrophysiology lab?** 2214  
– H. Calkins (Baltimore, US), R. Deo (Philadelphia, US)

*Please refer to the Satellite Symposium scheduled on Sunday 28 August, 12:45–13:45 in Berlin - Village 4.*

**15:45–16:15 | Michelangelo - The Hub**

**SGLT2 INHIBITION IN THE MANAGEMENT OF CV RISK & T2DM: ASK THE EXPERTS**      Satellite Symposium - Experts on the Spot

Organised by Physicians' Academy for Cardiovascular Education

Chairperson(s): J.E. Deanfield (London, UK)

- |       |  |      |
|-------|--|------|
| 15:45 | <b>Introduction - SGLT2 inhibition in the management of CV risk &amp; T2DM: ask the experts.</b>                                       | 2215 |
|       | – J.E. Deanfield (London, UK)  |      |
| 15:50 | <b>SGLT-2 inhibitors in the management of CVD and T2DM: brief update on results of the EMPA-REG OUTCOME trial.</b>                     | 2216 |
|       | – S. Inzucchi (New Haven, US)  |      |
| 16:00 | <b>Interactive discussion: what are the implications of SGLT2 inhibition for CV risk reduction in a multi-risk patient population?</b> | 2217 |
|       | – J.E. Deanfield (London, UK), S. Inzucchi (New Haven, US)   |      |

*Please refer to the EBAC Accredited Educational Programme scheduled on Sunday 28 August, 12:45–13:45 in Paris - Village 7.*

**16:30–18:00 | Rome - Main Auditorium**

**HOT LINE PREVENTIVE STRATEGIES 1**

Hot Line

Chairperson(s): D. Atar (Oslo, NO); J. Belardi (Buenos Aires, AR)

- |       |  |      |
|-------|--|------|
| 16:30 | <b>Optimal dual antiplatelet treatment (DAPT) duration following drug eluting stent with bioabsorbable polymer and abluminal coating, NIPPON study.</b>  | 2218 |
|       | – M. Nakamura (Tokyo, JP)  |      |
| 16:40 | <b>Optimal DAPT after DES - Discussant review.</b>   | 2219 |
|       | – P.G. Steg (Paris, FR)  |      |
| 16:45 | <b>Optimal DAPT after DES - Panel discussion.</b>  | 2220 |
| 16:48 | <b>ANTARCTIC - Platelet function monitoring in elderly patients stented for an acute coronary syndrome.</b>  | 2221 |
|       | – G.M. Montalescot (Paris, FR)   |      |
| 16:58 | <b>ANTARCTIC - Discussant review.</b>  | 2222 |
|       | – S.D. Kristensen (Aarhus, DK)   |      |
| 17:03 | <b>ANTARCTIC - Panel discussion.</b>   | 2223 |
| 17:06 | <b>SAVE - The sleep apnea cardiovascular endpoints study results.</b>  | 2224 |
|       | – D. McEvoy (Adelaide, AU)   |      |
| 17:16 | <b>SAVE - Discussant review.</b>   | 2225 |
|       | – M.R. Cowie (London, UK)  |      |
| 17:21 | <b>SAVE - Panel discussion.</b>  | 2226 |
| 17:24 | <b>NACIAM Trial - The early use of N-acetylcysteine (NAC) with Glyceryl Trinitrate (GTN) in ST-segment Elevation Myocardial Infarction patients undergoing primary percutaneous coronary intervention.</b> | 2227 |
|       | – S. Pasupathy (Woodville, AU)   |      |
| 17:34 | <b>NACIAM trial - Discussant review.</b>   | 2228 |
|       | – M. Ovize (Lyon, FR)  |      |
| 17:39 | <b>NACIAM trial - Panel discussion.</b>  | 2229 |
| 17:42 | <b>Median nerve modulation: A novel approach to resistant hypertension.</b>  | 2230 |
|       | – M. Webster (Auckland, NZ)  |      |
| 17:52 | <b>Median nerve modulation - Discussant review.</b>  | 2231 |
|       | – F. Mahfoud (Homburg, DE)   |      |
| 17:57 | <b>Median nerve modulation - Panel discussion.</b>   | 2232 |

16:30–18:00 | Forum - The Hub

CLINICAL TRIAL UPDATE HEART FAILURE AND PACING		Clinical Trial Update
Chairperson(s): P.E. Vardas (Heraklion, GR); A. Poppas (Providence, US)		
16:30	<b>Prognostic implications of left ventricular global longitudinal strain in heart failure patients with narrow QRS treated with cardiac resynchronization therapy: analysis of the EchoCRT trial.</b>	2233
– J.J. Bax (Leiden, NL)		
16:45	<b>Long-term Performance of a Transcatheter Pacing System: 12 Month Results From the Micra Global Clinical Trial.</b>	2234
– P. Ritter (Pessac, FR)		
17:00	<b>Association between risk reduction in cardiovascular deaths or hospitalizations and CRT optimization using the SonR contractility sensor in subgroups of patients: RESPOND-CRT Trial update.</b>	2235
– J. Brugada Terradellas (Barcelona, ES)		
17:15	<b>Effects of Empagliflozin on Cardiovascular Mortality by Prevalent or Incident Heart Failure in EMPA-REG OUTCOME.</b>	2236
– D. Fitchett (Toronto, CA)		
17:23	<b>Effects of empagliflozin on overall heart failure burden in EMPA-REG OUTCOME.</b>	2237
– D. Fitchett (Toronto, CA)		
17:30	<b>Echocardiographic Progression and Effects of Etiologic Treatment in Chagas Cardiomyopathy: A BENEFIT Trial Echocardiographic Sub-Study.</b>	2238
– A. Schmidt (Ribeirao Preto, BR)		
17:45	<b>European Prospective Multicenter Study of Hybrid Thoracoscopic and Transcatheter Ablation of Persistent Atrial Fibrillation: The Historic - AF Trial.</b>	2239
– C. Muneretto (Brescia, IT)		

16:30–18:00 | Galileo - The Hub

STABLE CORONARY ARTERY DISEASE: STRESS TESTING THROWN TO THE LIONS		Gladiators Arena
Chairperson(s): C.J.M. Vrints (Edegem, BE); S. Achenbach (Erlangen, DE)		
16:30	<b>Stable coronary artery disease: stress testing thrown to the lions - Positioning of the topic.</b>	2240
– R. Mehran (New York, US)		
16:45	<b>Invasive diagnostic approach to stable CAD should be the standard - PRO.</b>	2241
– S. Windecker (Bern, CH)		
17:15	<b>Invasive diagnostic approach to stable CAD should be the standard - CON.</b>	2242
– R. Senior (London, UK)		
17:45	<b>Stable coronary artery disease: stress testing thrown to the lions - Conclusion.</b>	2243
– C.J.M. Vrints (Edegem, BE)		

16:30–18:00 | Raphael - The Hub

MULTISCALE MODELLING TO PERSONALISE ELECTROPHYSIOLOGICAL TREATMENT FOR VENTRICULAR DISEASE		Symposium
<b>e-Cardiology track</b>		
Chairperson(s): A. Auricchio (Lugano, CH); P.M. Van Dam (Arnhem, NL)		
16:30	<b>Electro-mechanical mechanism of disease progression in ARVC.</b>	2244
– L. Fabritz (Birmingham, UK)		
16:52	<b>Electrical versus mechanical substrates of electro-mechanical discoordination: insights from modelling.</b>	2245
– J. Lumens (Maastricht, NL)		
17:15	<b>Towards personalised cardiology in heart failure.</b>	2246
– B. Meder (Heidelberg, DE)		
17:37	<b>ECG analysis and computer modelling for arrhythmia risk stratification.</b>	2247
– B. Rodriguez (Oxford, UK)		



16:30–18:00 | Da Vinci - The Hub

ESC REGISTRIES		Registry Session
<b>Organised by EURObservational Research Programme</b>		
Chairperson(s): A. Vahanian (Paris, FR); R. Ferrari (Ferrara, IT)		
16:30	<b>EOBP: Overall achievements and future perspectives.</b> – R. Ferrari (Ferrara, IT)	2248
16:45	<b>Valvular heart disease - Registry launch.</b> – A. Vahanian (Paris, FR)	2249
17:00	<b>Atrial fibrillation general pilot registry - Renal function sub analyses results.</b> – G. Boriani (Modena, IT)	2250
17:15	<b>Infective endocarditis - Euro Endo registry launch.</b> – G. Habib (Marseille, FR)	2251
17:30	<b>Peripartum Cardiomyopathy (PPCM) - Background and preview of the first results.</b> – K. Sliwa-Hahnle (Cape Town, ZA)	2252
17:45	<b>Cardiomyopathy registry - Some preliminary clinical results.</b> – P. Charron (Paris, FR)	2253

16:30–18:00 | Bernini - The Hub

NEURO-HORMONAL ACTIVATION: TARGET IN HF		Rapid Fire Abstract
Chairperson(s): G.Q. Villani (Piacenza, IT); E.A. Jankowska (Wroclaw, PL)		
16:30	<b>Novel insights into the role of insulin-like growth factor 1 in the regulation of myocardial redox state in humans.</b> – I. Akoumianakis, L. Herdman, A. Antonopoulos, C. Psarros, R. Sayeed, M. Margaritis, N. Tennagels, P. Wohlfart, K.M. Channon, C. Antoniades (Oxford, UK; Frankfurt, DE)	2254
16:39	<b>Heart rate reduction brings immediate beneficial hemodynamic effects in heart failure.</b> – P. Leszek, A. Paterek, M. Kepska, J. Kolodziejczyk, U. Mackiewicz, M. Maczewski (Warsaw, PL)	2255
16:48	<b>Preserved and maximal O<sub>2</sub> extraction during exercise in heart failure patients with chronotropic insufficiency: evidence for a central cardiac rather than peripheral role in limiting oxygen uptake.</b> – G. Generati, F. Bandera, M. Pellegrino, V. Tufaro, S. Villani, O. Ferraro, V. Donghi, V. Labate, E. Alfonzetti, M. Guazzi (San Donato Milanese and Pavia, IT)	2256
16:57	<b>Refining vagus nerve stimulation in heart failure: Selective optogenetic recruitment of c-fibre vagal efferents is sufficient to preserve left ventricular function in a rat model.</b> – A. Machhada, S. Mastitskaya, P. Hosford, D. Stuckey, S. Kasparov, A.V. Gourine (London and Bristol, UK)	2257
17:06	<b>Effects of neurohormonal stimulation on cardiomyocyte telomere length and effects on cellular function.</b> – M. Brandt, G. Garlapati, U. Raaz, C. Ramunas, C. Holbrook, P. Tsao, T. Munzel, H. Blau, P. Wenzel (Mainz and Göttingen, DE; Stanford, US)	2258
17:15	<b>Nepriylisin and type C natriuretic peptide receptor - new interesting targets for heart failure therapy.</b> – K. Kodziszewska, P. Leszek, B. Sochanowicz, K. Brzoska, T. Zielinski (Warsaw, PL)	2259
17:33	<b>Effects of angiotensin-II type 1 receptor blockade on myocardial ultrastructure and interstitial remodeling in rats subjected to hypercaloric diet.</b> – S.A. Oliveira Jr, B.P. Torres, D.M. Guizoni, D.H.S. Campos, G.E. Ota, P.F. Martinez, C.R. Padovani, M.P. Okoshi, K. Okoshi, A.C. Cicogna (Campo Grande, Botucatu and Campinas, BR)	2260
17:42	<b>Prescription of beta blockers at lower dose is associated with poor outcomes in heart failure patients with central sympathetic overactivation.</b> – T. Akabane, S. Joho, R. Ushijima, T. Hirai, K. Kinugawa (Toyama, JP)	2261
17:51	<b>Circulating cGMP plasma levels in cardiovascular and renal diseases: new insights from the general community.</b> – V. Cannone, C.G. Scott, K.R. Bailey, D.M. Heublein, M.M. Redfield, R.J. Rodeheffer, J.P. Stasch, J.C. J.R. Burnett (Rochester, US; Wuppertal, DE)	2262


**16:30–18:00 | Michelangelo - The Hub**
**RIDDLES IN INFLAMMATORY HEART DISEASE – WHO NEEDS DR. HOUSE?**
**Clinical Cases**

Chairperson(s): E. Plonska-Gosciński (Szczecin, PL); R.C. Vidal Perez (Santiago de Compostela, ES)

- |       |   |      |
|-------|---|------|
| 16:30 | <b>Emergency endovascular stent-graft for aortic pseudoaneurysm and aortobronchial fistulas related to Behcets disease.</b>                             | 2263 |
|       | – J. Wei (Beijing, CN)  |      |
| 16:42 | <b>A first described case of cancer-associated non-bacterial thrombotic endocarditis on multiple valves in the era of novel oral anticoagulants.</b>    | 2264 |
|       | – F. Mantovani (Correggio, IT)  |      |
| 16:55 | <b>Non-ST-segment myocardial infarction due to bilateral coronary ostial stenosis in a patient with cardiovascular syphilis treated by primary PCI.</b> | 2265 |
|       | – P. Lazarev (Moscow, RU)   |      |
| 17:08 | <b>Cardiac sarcoidosis masquerading as an intramyocardial mass.</b>   | 2266 |
|       | – B. Lambert (Mascot, AU)   |      |
| 17:21 | <b>Right-sided heart failure: the key is to the x-ray.</b>  | 2267 |
|       | – N. Rojo Prieto (Leon, ES)   |      |
| 17:34 | <b>Loeffler's endocarditis presenting with atrial flutter and acute heart failure in patient affected by Churg Strauss syndrome.</b>                    | 2268 |
|       | – D. Sirico (Milan, IT)   |      |
| 17:47 | <b>Not everything is what it seems: mycotic aneurysms and mitral endocarditis in the setting of churg strauss syndrome.</b>                             | 2269 |
|       | – A. Rodriguez Chaverri (Majadahonda, ES)   |      |

**16:30–18:00 | Baku - Village 1**
**NANOMEDICINE FOR ATHEROSCLEROSIS**
**Symposium**
**Joint with the European Atherosclerosis Society**

Chairperson(s): A. Catapano (Milan, IT); L. Tokgozoglu (Ankara, TR)

- |       |   |      |
|-------|---|------|
| 16:30 | <b>Design of nano particles for intravascular applications.</b> | 2270 |
|       | – J. Baumgartner (Vienna, AT)                                   |      |
| 16:52 | <b>Exploitation of nanoparticles for drug delivery.</b>         | 2271 |
|       | – E. Stroes (Amsterdam, NL)                                     |      |
| 17:15 | <b>Exploitation of nanoparticles for imaging.</b>               | 2272 |
|       | – M. Nahrendorf (Boston, US)                                    |      |
| 17:37 | <b>Biosafety and cardiovascular risk of nanoparticles.</b>      | 2273 |
|       | – I. Cicha (Erlangen, DE)                                       |      |

**16:30–18:00 | Nicosia - Village 1**
**CARDIAC REGENERATION THERAPY – PART 2**
**Symposium**

Chairperson(s): G.A. Derumeaux (Créteil, FR); F.F.A. Fernandez-Aviles (Madrid, ES)

- |       |  |      |
|-------|--|------|
| 16:30 | <b>From people to you. Biology and precision in the fight against cardiovascular failure.</b>  | 2274 |
|       | – A. Terzic (Rochester, US)  |      |
| 16:52 | <b>Fundamental knowledge on cardiovascular regeneration. Cells and beyond.</b>                 | 2275 |
|       | – S. Dimmeler (Frankfurt, DE)  |      |
| 17:15 | <b>From cardiac regeneration biology to health. Are we really learning from animal models?</b> | 2276 |
|       | – D.A. Taylor (Houston, US)  |      |
| 17:37 | <b>Priorities and methods of clinical trials cardiovascular regenerative medicine.</b>         | 2277 |
|       | – F. Crea (Rome, IT)   |      |

16:30–18:00 | Sarajevo - Village 2

PCI IN CHALLENGING ANATOMIES

Advances in Science

Chairperson(s): A. Colombo (Milan, IT); M. Haude (Neuss, DE)

- 16:30 **State of the Art in complex PCI.** 2278  
– T. Lefevre (Massy, FR)
- 16:48 **Small vessel treatment with contemporary drug-eluting stents: a propensity score adjusted analysis in 1,811 all-comer patients.** 2279  
– L.C. Van Der Heijden, M.M. Kok, A.R. Schramm, M.M. Lowik, P.W. Danse, M. Hartmann, G.C.M. Linssen, M.G. Stoel, C.J.M. Doggen, C. Von Birgelen (Enschede, Emmen, Arnhem, Almelo and Hengelo, NL)
- 17:06 **Would the left main prefer a II generation DES? Insight from thr FAILS-2, a multicenter, non-randomized, single-cohort retrospective study including 1270 patients.** 2280  
– U. Barbero, F. D’Ascenzo, R. Di Summa, F. Conrotto, A. Chieffo, J. Escaned, F. Ugo, K. Hiroishi, A. Gagnor, M. D’Amico, C. Moretti, F. Gaita (Turin, Milan and Rivoli, IT; Madrid, ES)
- 17:24 **Clinical outcomes following rotational atherectomy for the treatment of heavily calcified unprotected left main lesions: insights from the rotate multi-center registry.** 2281  
– A. Ielasi, H. Kawamoto, A. Latib, G. Sardella, R. Garbo, E. Meliga, F. D’Ascenzo, P. Presbitero, M. Tespili, C. Moretti, M. De Benedictis, S. Nakamura, G. Boccuzzi, A. Colombo (Seriata, Milan, Rome and Turin, IT; Chiba, JP)
- 17:42 **Future direction for research in complex PCI.** 2282  
– T. Kimura (Kyoto, JP)

16:30–18:00 | Sofia - Village 2

RISK STRATIFICATION IN THORACIC AORTIC DISEASE

Advances in Science

Chairperson(s): A. Evangelista Masip (Barcelona, ES); G. Jondeau (Paris, FR)

- 16:30 **State of the Art in genetic aortic disease.** 2283  
– C. Boileau (Paris, FR)
- 16:48 **Risk of pregnancies in females carrying a TGBFR1 or a TGFBR2 mutation: results of the Montalcino Aortic Consortium.** 2284  
– G. Jondeau, J. Ropers, A. Braverman, A. Evangelista, J. De Backer, S. Naudion, T. Morisaki, Y. Kodolitsch, S. Dupuis Girod, R. Jeremy, S. Odent, S. Lemaire, C. Boileau, R. Pyeritz, D. Miliwicz (Paris, Boulogne Billancourt, Bordeaux, Lyon and Rennes, FR; St. Louis, Houston and Philadelphia, US; Barcelona, ES; Ghent, BE; Osaka, JP; Hamburg, DE; Sydney, AU)
- 17:06 **Estimating risk of aortic dissection in marfan syndrome.** 2285  
– N. Wang, R.W. Jeremy (Sydney, AU)
- 17:24 **Aortic elasticity indexes by magnetic resonance predict progression of ascending aorta dilation.** 2286  
– G.D. Aquaro, A. Barison, L. Ait-Ali, A. Briatico Vangosa, R. Cotroneo, P. Toia, P. Festa (Pisa, Chieti and Palermo, IT)
- 17:42 **Future direction for research in aortic anerysms.** 2287  
– A. Pitcher (Oxford, UK)

16:30–18:00 | Cairo - Village 3

HOT TOPICS IN THE MANAGEMENT OF HYPERTENSION

Symposium

Joint with the European Society of Hypertension

Chairperson(s): E. Agabiti-Rosei (Brescia, IT); B. Williams (London, UK)

- 16:30 **Children/adolescents.** 2288  
– E. Lurbe (Valencia, ES)
- 16:52 **Very elderly.** 2289  
– A. Benetos (Vandoeuvre-lès-Nancy, FR)
- 17:15 **White coat hypertension and masked hypertension.** 2290  
– G. Parati (Milan, IT)
- 17:37 **Difficult to treat hypertension.** 2291  
– C. Tsioufis (Athens, GR)

16:30–18:00 | Yerevan - Village 3

**BLOOD PRESSURE VARIABILITY AND CARDIOVASCULAR RISK**

Advances in Science

Chairperson(s): I. Sudano (Zurich, CH), K. Kario (Shimotsuke, JP)

- |       |  |      |
|-------|--|------|
| 16:30 | <b>State of the Art in blood pressure variability.</b><br>– G. Mancina (Milan, IT)   | 2292 |
| 16:48 | <b>Blood pressure variability is a stronger predictor of adverse outcome than mean 24-hour blood pressure in young subjects with stage 1 hypertension.</b><br>– L. Mos, F. Saladini, S. Martina, O. Vriz, G. Garavelli, E. Casiglia, P. Palatini (San Daniele del Friuli, Padua and Cremona, IT) | 2293 |
| 17:06 | <b>An economic evaluation of using a clinical decision rule (PROOF-BP algorithm) in the diagnosis of hypertension in primary care.</b><br>– J.P. Sheppard, M. Monahan, S. Jowett, K. Lovibond, R.J. McManus (Oxford, Birmingham and London, UK)  | 2294 |
| 17:24 | <b>Morning hypertension with nocturnal hypertension was related with higher central blood pressure and increased arterial stiffness.</b><br>– J. Oh, S. Park, C.J. Lee, I.C. Kim, S.H. Lee, S.M. Kang, D. Choi (Seoul, KR)   | 2295 |
| 17:42 | <b>Future direction for research in autonomic function in hypertension.</b><br>– P.W. De Leeuw (Maastricht, NL)  | 2296 |

16:30–18:00 | Berlin - Village 4



**NEW ESC GUIDELINES: WHEN, WHAT AND HOW?**

Guidelines in Daily Practice

Chairperson(s): C. Blomstrom-Lundqvist (Uppsala, SE); P. Kirchhof (Birmingham, UK)

- |       |  |      |
|-------|--|------|
| 16:30 | <b>Persistent atrial fibrillation - Clinical case.</b><br>– C. Sticherling (Basel, CH)   | 2297 |
| 16:45 | <b>A case of persistent atrial fibrillation - What do the Guidelines say?</b><br>– H. Heidebuchel (Hasselt, BE)  | 2298 |
| 17:00 | <b>A case of persistent atrial fibrillation - Panel discussion on how to implement the Guidelines.</b><br>– M. Borggrefe (Mannheim, DE), R. Hatala (Bratislava, SK)                            | 2299 |
| 17:10 | <b>A case of persistent atrial fibrillation - Conclusion and take home message.</b><br>– P. Kirchhof (Birmingham, UK)  | 2300 |
| 17:15 | <b>Ventricular tachycardia in a post myocardial infarction ICD patient - Clinical case.</b><br>– C. Carbucicchio (Milan, IT)   | 2301 |
| 17:30 | <b>Ventricular tachycardia in a post myocardial infarction ICD patient - What do the Guidelines say?</b><br>– A.H. Madrid (Madrid, ES)   | 2302 |
| 17:45 | <b>Ventricular tachycardia in a post myocardial infarction ICD patient - Panel discussion on how to implement the Guidelines.</b><br>– M. Borggrefe (Mannheim, DE), R. Hatala (Bratislava, SK) | 2303 |
| 17:55 | <b>Ventricular tachycardia in a post myocardial infarction ICD patient - Conclusion and take home message.</b><br>– C. Blomstrom-Lundqvist (Uppsala, SE)                                       | 2304 |

16:30–18:00 | Minsk - Village 4

**20 YEARS OF CRT – NEEDLESS OR LEADLESS?**

Advances in Science

Chairperson(s): K.-J. Choi (Seoul, KR); A. Russo (Moorestown, US)

- |       |  |      |
|-------|--|------|
| 16:30 | <b>State of the Art in left ventricular lead placement - How to pace the left ventricle in 2016?</b><br>– C. Leclercq (Rennes, FR)   | 2305 |
| 16:48 | <b>Leadless LV endocardial stimulation for CRT: 6 month results for SELECT-LV study.</b><br>– V. Reddy, P. Neuzil, S. Riahi, P. Soegaard, C. Butter, M. Seifert, P.P. Delnoy, L. Van Erven, M. Schaliij, L. Boersma (New York, US; Prague, CZ; Aalborg, DK; Bernau bei Berlin, DE; Zwolle, Leiden and Nieuwegein, NL)  | 2306 |
| 17:06 | <b>Wireless LV endocardial stimulation for cardiac resynchronisation: 12 month experience of clinical efficacy and clinical events.</b><br>– P. Neuzil, V.Y. Reddy, S. Riahi, P. Soegaard, C. Butter, M. Seifert, P.P. Delnoy, L. Van Erven, M. Schaliij, L. Boersma (Prague, CZ; New York, US; Aalborg, DK; Bernau bei Berlin, DE; Zwolle, Leiden and Nieuwegein, NL) | 2307 |
| 17:24 | <b>Left ventricular lead placement by traction for cardiac resynchronization: a feasibility evaluation.</b><br>– T. Guimaraes, P. Marques, A. Bernardes, G. Lima Da Silva, M.N. Menezes, A.R.G. Francisco, J.R. Agostinho, I. Goncalves, N. Cortez-Dias, J. De Sousa, F.J. Pinto (Lisbon, PT)  | 2308 |
| 17:42 | <b>Future direction in left ventricular lead placement. Will transvenous leads be obsolete?</b><br>– C.W. Israel (Bielefeld, DE)   | 2309 |

16:30–18:00 | Athens - Village 5

THE HEART TEAM AND ENDOCARDITIS

Case-based Symposium

Chairperson(s): C.E.H. Kennergren (Gothenburg, SE); C. Erol (Ankara, TR)

- 16:30 **A patient with acute aortic regurgitation and a large vegetation - Clinical case.** 2310  
– B.D. Prendergast (London, UK)
- 16:50 **A patient with acute aortic regurgitation and a large vegetation - Panel discussion and questions from the audience.** 2311  
– P. Lancellotti (Liège, BE), P.E. Fournier (Marseille, FR)
- 17:05 **A patient with fever with implanted device - Clinical case.** 2312  
– F.Z. Ahmed (Manchester, UK)
- 17:25 **A patient with fever with implanted device - Panel discussion and questions from the audience.** 2313  
– P. Lancellotti (Liège, BE), P.E. Fournier (Marseille, FR)
- 17:40 **Acute endocarditis - State of the Art.** 2314  
– B. Lung (Paris, FR)

16:30–18:00 | Copenhagen - Village 5

DEATH AND DISASTERS IN CARDIOLOGY: CRISIS RESOURCE MANAGEMENT AND THE HEART TEAM

Symposium

Chairperson(s): P.H. Kolh (Liège, BE), H.H. Gray (Romsey, UK)

- 16:30 **“To err is human” the impact of iatrogenic injury.** 2315  
– To be announced
- 16:52 **The flight path of the cardiac patient: lessons from Air France.** 2316  
– E. Hickey (Toronto, CA)
- 17:15 **High risk situations in cardiology: insights from NASA.** 2317  
– K. Fong (London, UK)
- 17:37 **How to tell the patient or family you have made a terrible mistake.** 2318  
– To be announced

16:30–18:00 | Budapest - Village 6

NEW IMAGING INSIGHTS IN PERICARDIAL DISEASE ASSESSMENT

Meet the Experts

Chairperson(s): B. Cosyns (Brussels, BE); A.D. Ristic (Belgrade, RS)

- 16:30 **New imaging insights in pericardial disease assessment - Introduction to the session.** 2319  
– B. Cosyns (Brussels, BE)
- 16:35 **Cardiac tamponnade.** 2320  
– M. Pepi (Milan, IT)
- 16:45 **Cardiac tamponnade - Panel discussion and questions from the audience.** 2321  
– L. Davin (Villers-le-Temple, BE), M. Imazio (Turin, IT)
- 17:00 **Recurrent pericarditis.** 2322  
– S. Sengupta (Nagpur, IN)
- 17:10 **Recurrent pericarditis - Panel discussion and questions from the audience.** 2323  
– L. Davin (Villers-le-Temple, BE), M. Imazio (Turin, IT)
- 17:25 **Constrictive pericarditis.** 2324  
– A.M.G. Almeida (Lisbon, PT)
- 17:35 **Constrictive pericarditis - Panel discussion and questions from the audience.** 2325  
– L. Davin (Villers-le-Temple, BE), M. Imazio (Turin, IT)
- 17:50 **New imaging insights in pericardial disease assessment - Take home message.** 2326  
– A.D. Ristic (Belgrade, RS)

16:30–18:00 | Tbilisi - Village 6

Focus on China



IMAGING IN THE EMERGENCY ROOM

Symposium

Joint with the Chinese Society of Cardiology

Chairperson(s): Y. Chen (Beijing, CN); A. Stefanidis (Athens, GR)

- 16:30 **Acute aortic syndrome: a chimaeric disease.** 2327  
– K. Yiangou (Nicosia, CY)
- 16:52 **Imaging features of clinical diagnosis and treatment of acute aortic dissection.** 2328  
– L. Huang (Peking, CN)
- 17:15 **Acute ischaemic syndrome with LBBB and circulatory collapse.** 2329  
– L. Gargani (Pisa, IT)
- 17:37 **Imaging progress of clinical diagnosis and treatment of acute coronary syndrome.** 2330  
– J. Guo (Beijing, CN)

16:30–18:00 | Paris - Village 7

**AFTER CRT: CAN EXERCISE MAKE THE DIFFERENCE?**

Symposium

Chairperson(s): H. Saner (Starrkirch-Wil, CH); M.F. Piepoli (Piacenza, IT)

- 16:30 **Benefits of exercise training.** 2331  
– J.-P. Schmid (Bern, CH)
- 16:52 **Does atrial fibrillation change the procedure and benefits?** 2332  
– P. Cunha (Lisbon, PT)
- 17:15 **Autonomic nervous system modulation with and without exercise.** 2333  
– A. Abreu (Lisbon, PT)
- 17:37 **New modalities of exercise training.** 2334  
– U. Wisloff (Trondheim, NO)

16:30–18:00 | Reykjavik - Village 7

**ENVIRONMENT AND CARDIOVASCULAR DISEASES**

Symposium

**Joint with the Japanese Circulation Society (JCS)**

Chairperson(s): H. Shimokawa (Sendai, JP); D.E. Newby (Edinburgh, UK)

- 16:30 **Don't breathe too deeply! Air pollution and vascular conditions.** 2335  
– R. Erbel (Essen, DE)
- 16:52 **Seasonal variation of cardiovascular events.** 2336  
– M. Kato (Tottori, JP)
- 17:15 **Cover your ears: the impact of noise.** 2337  
– T. Munzel (Mainz, DE)
- 17:37 **Effects of the great East Japan earthquake on cardiovascular events.** 2338  
– A. Yoshihisa (Fukushima, JP)

16:30–18:00 | Brussels - Village 8



**COMMON DIFFICULT DECISIONS IN HEART FAILURE**

Guidelines in Daily Practice

Chairperson(s): M. Komajda (Paris, FR); J.T. Parissis (Athens, GR)

- 16:30 **LVEF 37% and fully treated, increase heart rate, increased BNP, and QRS of 141ms - What to do? - Clinical case.** 2339  
– M. Lainscak (Celje, SI)
- 16:45 **LVEF 37% and fully treated, increase heart rate, increased BNP, and QRS of 141ms - What to do? What do the Guidelines say?** 2340  
– J.G.F. Cleland (London, UK)
- 17:00 **LVEF 37% and fully treated, increase heart rate, increased BNP, and QRS of 141ms - What to do? Panel discussion on how to implement the Guidelines.** 2341  
– D.J. van Veldhuisen (Groningen, NL), C. Ceconi (Desenzano del Garda, IT)
- 17:10 **LVEF 37% and fully treated, increase heart rate, increased BNP, and QRS of 141ms - What to do? Conclusion and take home message.** 2342  
– J.T. Parissis (Athens, GR)
- 17:15 **HFpEF in NYHA III with LVEF 48% increased heart rate, increased NT-BNP, and T2DM - What to do? - Clinical case.** 2343  
– D. Berliner (Hannover, DE)
- 17:30 **HFpEF in NYHA III with LVEF 48% increased heart rate, increased NT-BNP, and T2DM - What to do? What do the Guidelines say?** 2344  
– B. Pieske (Berlin, DE)
- 17:45 **HFpEF in NYHA III with LVEF 48% increased heart rate, increased NT-BNP, and T2DM - What to do? Panel discussion on how to implement the Guidelines.** 2345  
– D.J. van Veldhuisen (Groningen, NL), C. Ceconi (Desenzano del Garda, IT)
- 17:55 **HFpEF in NYHA III with LVEF 48% increased heart rate, increased NT-BNP, and T2DM - What to do? Conclusion and take home message.** 2346  
– M. Komajda (Paris, FR)

16:30–18:00 | Tallinn - Village 8

**HEART FAILURE MANAGEMENT: FROM REGISTRIES TO CLINICAL PRACTICE**

Symposium

**Joint with the Korean Society of Cardiology (KSC)**

Chairperson(s): B.-H. Oh (Seoul, KR); A.P. Maggioni (Florence, IT)

- 16:30 **Korean acute heart failure registry (KorAHF) - Setting the stage.** 2347  
– M.C. Cho (Cheongju, KR)
- 16:52 **New drugs in acute heart failure.** 2348  
– G.S. Filippatos (Athens, GR)
- 17:15 **Strengths and limitations of beta-blocker in HFpEF: Korean experience.** 2349  
– S. Baek (Seoul, KR)
- 17:37 **Update on chronic heart failure management.** 2350  
– T.A. McDonagh (London, UK)

**16:30–18:00 | Prague - Village 9****THE HEART TEAM IN ADULT CONGENITAL HEART DISEASE: PERCUTANEOUS OR SURGICAL INTERVENTION?** Debate Session**Joint with the International Society for Adult Congenital Heart Disease**

Chairperson(s): P. Khairy (Montreal, CA); H. Baumgartner (Münster, DE)

- |       |   |      |
|-------|---|------|
| 16:30 | <b>Impact of team-based care on outcomes in adult congenital heart disease - Introduction to the session.</b> | 2351 |
|       | – S. Fernandes (Palo Alto, US)  |      |
| 16:42 | <b>ASD and tricuspid regurgitation - Cardiologist.</b>  | 2352 |
|       | – J. Aboulhosn (Encino, US)   |      |
| 16:55 | <b>ASD and tricuspid regurgitation - Surgeon.</b>   | 2353 |
|       | – A. Giamberti (San Donato Milanese, IT)  |      |
| 17:08 | <b>Pulmonary regurgitation and central pulmonary branch stenosis - Cardiologist.</b>                          | 2354 |
|       | – R.J. De Winter (Amsterdam, NL)  |      |
| 17:21 | <b>Pulmonary regurgitation and central pulmonary branch stenosis - Surgeon.</b>                               | 2355 |
|       | – N. Poirier (Toronto, CA)  |      |

**16:30–18:00 | Vienne - Village 9****OPTIMIZING THE TREATMENT OF PULMONARY EMBOLISM****Advances in Science**

Chairperson(s): P. Pruszczyk (Warsaw, PL); N. Meneveau (Besançon, FR)

- |       |   |      |
|-------|---|------|
| 16:30 | <b>State of the Art in the management of pulmonary embolism.</b>  | 2356 |
|       | – C. Becattini (Perugia, IT)  |      |
| 16:48 | <b>Prediction of bleeding events in patients with venous thromboembolism on stable anticoagulation.</b>   | 2357 |
|       | – F.A. Klok, V. Hoesel, A. Clemens, W.D. Yollo, C. Tilke, S. Schulman, M. Lankeit, S. Konstantinides (Leiden, NL; Munich, Mainz and Schönebeck, DE; Yaoundé, CM; Hamilton, CA)          |      |
| 17:06 | <b>National trends in inferior vena cava filter placement in the United States from 2005 to 2013.</b>   | 2358 |
|       | – M. Saeed, T. Turner, D. Brown (St. Louis, US)   |      |
| 17:24 | <b>Is rivaroxaban associated with shorter hospital stays and reduced costs vs. parenteral bridging to warfarin among pulmonary embolism patients?</b>                                   | 2359 |
|       | – C. Coleman, G.J. Fermann, E.R. Weeda, P.S. Wells, V. Ashton, C. Crivera, T.J. Bunz, P. Wildgoose, J.R. Schein, W.F. Peacock (Storrs, Cincinnati, Raritan and Houston, US; Ottawa, CA) |      |
| 17:42 | <b>Future direction for research in pulmonary embolism.</b>   | 2360 |
|       | – H. Buller (Amsterdam, NL)   |      |

**16:30–18:00 | Zagreb - Village 9****ADDRESSING RHEUMATIC HEART DISEASE IN ADULTS****Symposium****Joint with the South African Heart Association (SA-Heart Association)**

Chairperson(s): A.J. Berrebi (Issy-les-Moulineaux, FR); B.M. Mayosi (Cape Town, ZA)

- |       |   |      |
|-------|---|------|
| 16:30 | <b>The burden of disease.</b>                     | 2361 |
|       | – L.J. Zuhlke (Cape Town, ZA)                     |      |
| 16:52 | <b>Diagnostic work up and prognostic factors.</b> | 2362 |
|       | – C. Szymanski (Douai, FR)                        |      |
| 17:15 | <b>Valve replacement versus repair.</b>           | 2363 |
|       | – M.J. Antunes (Coimbra, PT)                      |      |
| 17:37 | <b>Valve thrombosis and anticoagulation.</b>      | 2364 |
|       | – M. Ntsekhe (Observatory, ZA)                    |      |

16:30–18:00 | Agora 1 - Poster Area

**BIOMARKERS MADE EASY**

**Rapid Fire Abstract**

Chairperson(s): C.E. Mueller (Basel, CH); I. Kanonidis (Thessaloniki, GR)

- 16:30 **Prognostic Utility of GDF-15 in Chronic Heart Failure: Insights From the HF-ACTION Study.** 2365  
 – A. Sharma, S. Stevens, J. Lucas, M. Fiuzat, K.F. Adams, D.J. Whellan, M.P. Donahue, D.W. Kitzman, I.L. Pina, F. Zannad, W.E. Kraus, C.M. O'Connor, G.M. Felker (Durham, Washington, Chapel Hill, Philadelphia, Winston-Salem and Bronx, US; Nancy, FR)
- 16:39 **Circulating miR-122-5p and miR-124a-3p predict outcome in out-of-hospital cardiac arrest patients.** 2366  
 – A. Salgado-Somoza, Y. Devaux, P. Stammet, O. Collignon, C. Hassager, M.P. Wise, M. Kuiper, H. Friberg, D. Erlinge, N. Nielsen (Strassen, LU; Copenhagen, DK; Cardiff, UK; Leeuwarden, NL; Lund and Helsingborg, SE)
- 16:48 **Circulating fibroblast growth factor 21 is associated with diastolic dysfunction in patients with preserved ejection fraction.** 2367  
 – R.-H. Chou, C.-Y. Hsu, P.-H. Huang, J.-W. Chen, S.-J. Lin (Taipei, TW)
- 16:57 **Biomarkers in heart failure and adiposity results from the Gutenberg health study and validation in FINRISK.** 2368  
 – C. Sinning, P. Wild, R. Schnabel, E. Zengin, S. Ohdahl, F. Ojeda, K. Lackner, N. Pfeiffer, M. Michal, M. Blettner, T. Munzel, S. Blankenberg, V. Salomaa, D. Westermann, T. Zeller (Hamburg and Mainz, DE; Helsinki, FI)
- 17:06 **A multi-time-point based multimarker risk stratification strategy in acute heart failure - results from the RELAX-AHF trial.** 2369  
 – B. Demissei, G. Cotter, M.F. Prescott, G.M. Felker, G. Filippatos, B.H. Greenberg, P.S. Pang, P. Ponikowski, T.M. Severin, Y.L. Wang, M. Qian, J.R. Teerlink, M. Metra, B.A. Davison, A.A. Voors (Groningen, NL; Durham, East Hanover, San Diego, Indianapolis, New York and San Francisco, US; Athens, GR; Wroclaw, PL; Basel, CH; Brescia, IT)
- 17:15 **Prediction of recurrent hospitalizations in heart failure using a multi-biomarker panel.** 2370  
 – A. Bayes-Genis, J. Nunez, M. Domingo, E. Nunez, J. Barallat, M. De Antonio, E. Zamora, C. Pastor, J. Sanchis, J. Lupon, J. Santesmases, N. Benito, B. Gonzalez, M.I. Troya, C. Diez-Quevedo (Badalona and Valencia, ES)
- 17:24 **Serum neprilysin and recurrent hospitalizations in ambulatory patients with heart failure.** 2371  
 – A. Bayes-Genis, J. Nunez, M. Domingo, E. Nunez, J. Barallat, M. De Antonio, G. Minana, E. Zamora, C. Pastor, N. Benito, A. Ros, J. Santesmases, C. Diez-Quevedo, J. Sanchis, J. Lupon (Badalona and Valencia, ES)
- 17:33 **Galectin-3 is an independent predictor of survival in systemic sclerosis.** 2372  
 – R. Faludi, M. Tokes-Fuzesi, G. Nagy, L. Czirjak, A. Komocsi (Pécs, HU)
- 17:42 **Natriuretic peptide receptor density and function change in heart failure - Clinical implications for treatment.** 2373  
 – K. Kodziszewska, P. Leszek, B. Sochanowicz, K. Brzoska, M. Pronicki, T. Zielinski (Warsaw, PL)
- 17:51 **Lower plasma 1,25(OH)2 vitamin D/PTH (1-84) ratio predicts worsening of renal function in patients with chronic heart failure.** 2374  
 – S. Masson, S. Barlera, F. Bonelli, M. Magnoli, M. Moro, A.P. Maggioni, G. Tognoni, L. Tavazzi, F. Colotta, R. Latini (Milan, Saluggia, Florence and Cotignola, IT; Stillwater, US)



16:30–18:00 | Agora 2 - Poster Area

<b>CLINICAL RESULTS IN CRT: PATIENT GROUPS, LEADS AND OPTIMISATION</b>		<b>Rapid Fire Abstract</b>
Chairperson(s): H. Burri (Geneva, CH); C. Linde (Stockholm, SE)		
16:30	<b>Effects of upgrade versus de-novo cardiac resynchronization therapy on clinical response and long-term survival: Results form a large multicenter study.</b> – M. Vamos, J.W. Erath, Z.S. Bari, D. Vagany, S.P. Linzbach, K. Hemmann, C.W. Israel, G.Z. Duray, S.H. Hohloser (Frankfurt and Bielefeld, DE; Budapest, HU)	2375
16:39	<b>A novel algorithm increases effective left ventricular pacing during atrial fibrillation in patients undergoing cardiac resynchronization therapy: primary results of the randomized CRTee trial.</b> – S. Mittal, C. Plummer, R. Klepfer, S. Liu, C. Frank (Ridgewood, Mounds View and Columbus, US; Newcastle-upon-Tyne, UK)	2376
16:48	<b>Early AV node ablation versus pharmacological rate control in patients with CRT and AF. Results of SPARE III, a randomized multicenter study.</b> – J.M. Tolosana, M.E. Trucco, A. Hernandez Madrid, J. Toquero, J.L. Merino, J. Osca, A. Quesada, J. Martinez Ferrer, R. Villuendas, J. Perez, L.L. Mont (Barcelona, Madrid, Valencia and Pais Vasco, ES)	2377
16:57	<b>Cardiac resynchronization therapy defibrillator at the end of battery life; is time to discuss the need to re-implant a device with defibrillator back-up in all patients?</b> – E. Taravelli, R. Rordorf, A. Vicentini, B. Petracci, S. Savastano, A. Sanzo, C. Raineri, V. Dusi, V. De Regibus, L. Scelsi, S. Ghio, L. Oltrona Visconti, S. De Servi (Pavia, IT)	2378
17:06	<b>Device-related infective endocarditis in cardiac resynchronization therapy recipients - single center registry with over 2500 person-years follow up.</b> – E. Jedrzejczyk-Patej, M. Mazurek, A. Sokal, O. Kowalski, K. Adamczyk, M. Koziel, K. Przybylska-Siedlecka, S. Morawski, T. Podolecki, J. Kowalczyk, Z. Kalarus, R. Lenarczyk (Zabrze, PL)	2379
17:15	<b>Impact of multi-point left ventricular pacing on left ventricular ejection fraction: preliminary results from an Italian multicenter prospective registry (iron mpp).</b> – L. Santini, L. Calo', V. Calabrese, G. Morani, F. Zanon, D. Potenza, M. Giammaria, A. Curnis, E. Bertaglia, G. Forleo (Ostia, Rome, Verona, Rovigo, San Giovanni Rotondo, Turin, Brescia and Padua, IT)	2380
17:24	<b>Response to cardiac resynchronization therapy with quadripolar lead - preliminary results of ResQ-CRT prospective study.</b> – A. Vado, M. Giammaria, P. Notarstefano, A. Mazza, T. Giovannini, G. Senatore, M. Giuggia, V. Zaca', F. Rametta, F. Pizzetti (Cuneo, Turin, Arezzo, Rivoli, Prato, Ivrea, Ciriè, Siena, Vercelli and Casale Monferrato, IT)	2381
17:33	<b>Optimal response rate to cardiac resynchronization therapy guided with magnetic resonance imaging.</b> – R. Kockova, K. Sedlacek, D. Wichterle, V. Sikula, J. Tintera, D. Kautznerova, M. Segetova, A. Praveckova, R. Langova, L. Kryze, W. El-Husseini, J. Kautzner (Prague, CZ)	2382
17:42	<b>Electrical remodeling after cardiac resynchronization therapy and its relationship with anatomical remodeling.</b> – A. D'Onofrio, A. De Simone, D. Pecora, A. Rapacciuolo, G. Ricciardi, M. Marini, P. Pepi, S.I. Caico, P. Palmisano, T. Giovannini, G. Arena, G. Maglia, R. Ospizio, G. Stabile (Naples, Maddaloni, Brescia, Florence, Trento, Mantova, Gallarate, Tricase, Prato, Massa, Catanzaro and Milan, IT)	2383
17:51	<b>Should dual-site right ventricular pacing be used in failed coronary-sinus lead implants? Long term results from multicentre registry.</b> – R. Providencia, S. Barra, N. Papageorgiou, D. Falconer, R. Duehmke, O. Rehal, S. Ahsan, V. Ezzat, A. Ioannou, O. Segal, E. Rowland, M. Lowe, P. Lambiase, S. Agarwal, A. Chow (London and Cambridge, UK)	2384

14:00–18:00 | Best poster screen - Poster Area

**BEST POSTERS SESSION 3**

Best Posters

Discussant intervention 15:35–16:25

Best Posters are on display from 14:00 to 18:00 on the Best Poster plasma screen of the related topic. During the viewing time (15:35–16:25), a discussant will visit the presenters to animate discussions, the screen will be shared in 4 parts and each poster will take, in turns, full screen to allow time for Poster discussion.

**BEST POSTERS IN CARDIAC NUCLEAR IMAGING**

- Discussant: Best Posters in cardiac nuclear imaging.** P2385  
– D. Neglia (Pisa, IT)
- Prediction of mode of death in patients with chronic heart failure by combination of cardiac I-123 metaiodobenzylguanidine imaging and long runs of non-sustained ventricular tachycardia.** P2386  
– E. Fukuhara, T. Yamada, T. Morita, Y. Furukawa, S. Tamaki, Y. Iwasaki, M. Kawasaki, A. Kikuchi, T. Kondou, M. Ishimi, H. Hakui, T. Ozaki, Y. Sato, M. Seo, I. Ikeda (Osaka, JP)
- Cardiac uptake of diphosphonates in familial amyloidosis: exposure duration to mutated TTR is a key parameter.** P2387  
– M.S. Slama, L. Eliahou, H. Regaieg, R. Chequer, R. Ben Azzouna, B. Mahida, S. Dinanian, V. Algalarrondo, D. Adams, D. Le Guludec, F. Rouzet (Clamart, Paris and Le Kremlin-Bicêtre, FR)
- A systematic review on the role of absolute myocardial blood flow evaluation with positron emission tomography in predicting cardiovascular events.** P2388  
– L.E. Juarez-Orozco, R. Tio, E. Alexanderson, M. El Moumni, M. Dweck, R.H.J.A. Start (Groningen, NL; Mexico City, MX; New York, US)
- Positron emission tomography/computed tomography in the diagnosis of cardiac device infection. Promising results in a third level hospital.** P2389  
– C. Sanchez Enrique, A. Jimenez-Balve, C. Olmos, C. Ferrera, D. Vivas, A. Freitas Ferraz, G. Tirado Conte, M. Perez-Castejon, J.L. Carreras-Delgado, I. Vilacosta (Madrid, ES)

**BEST POSTERS IN HYPERTENSION IN POPULATIONS**

- Discussant: Best Posters in hypertension in populations.** P2390  
– A. Benetos (Vandoeuvre-lès-Nancy, FR)
- Serum vitamin D, parathyroid hormone and Fetuin A concentrations were associated with geriatric sarcopenia and cardiac hypertrophy: the Tianliao Old People (TOP) study.** P2391  
– C. Wei-Ting, W.C. Tsai, C.H. Wu, P.Y. Liu (Tainan, TW)
- Inter-arm blood pressure difference: the prevalence and characteristics in korean general population.** P2392  
– J.-H. Lee, H.-R. Kang, D.-H. Bae, S.-M. Kim, S.-Y. Lee, J.-W. Bae, K.-K. Hwang, D.-W. Kim, M.-C. Cho, M.-Y. Rhee (Cheongju and Goyang, KR)
- Long-term cardiovascular health of young adults born extremely preterm: the EPICure study.** P2393  
– J. Beckmann, C. McEniery, J. Cockcroft, C. Bennett, N. Marlow (London, Cambridge and Cardiff, UK)
- High blood pressure and its association with cardiovascular risk variables and birth weight in Brazilian adolescents. Rio de Janeiro Study II.** P2394  
– A. Brandao, F.L. Fonseca, F.L. Fonseca, M.E.C. Magalhaes, M.E.C. Magalhaes, R. Pozzan, R. Pozzan, B.B. Harboe, B.B. Harboe, E.M.G. Campana, E.M.G. Campana, L.O. Miranda, L.O. Miranda, G.B. Bouzas, G.B. Bouzas, J.B. Bouzas, J.B. Bouzas, F.A. Baptista, F.A. Baptista, R.G.A. Freitas, R.G.A. Freitas, P. Spinetti, P. Spinetti, A.P. Brandao, A.P. Brandao (Rio de Janeiro, BR)

**BEST POSTERS IN AORTIC DISEASE**

- Discussant: Best Posters in aortic disease.** P2395  
– P. Lacroix (Limoges, FR)
- A distinct pattern on the distribution of wall shear stress determined by 4-dimensional flow hemodynamics in bicuspid aortic valve patients with severe stenosis or insufficiency.** P2396  
– Y.S. Wang, B.T. Wu, Y. Shan, J. Li, X.H. Shu, J.B. Ge (Shanghai, CN)
- Long-term outcome of patients presenting with type B acute aortic syndrome.** P2397  
– S. Soflai Sohee, A. Corsini, F. Vagnarelli, G. Norscini, A. Foa', L. Cinti, S. Nanni, F. Semprini, D. Pacini, G. Melandri, O. Leone, R. Di Bartolomeo, C. Rapezzi (Bologna and Palermo, IT)
- Preliminary results of a screening program for abdominal aortic aneurysms in Italy.** P2398  
– F. Gianfagna, M. Tozzi, L. Bertu', M. Franchin, G. Veronesi, A. Tarallo, R. Borchini, G. Piffaretti, M. Ghiringhelli, S. Rossi, A. Angrisano, M. Tadiello, L. Quarti, P. Castelli, M. Ferrario (Varese, IT)
- Aortic dissection in Marfan syndrome: is Bicuspid aortic valve a risk factor?** P2399  
– O. Milleron, D. Baghdadi, M. Langeois, M. Spentchian, F. Arnoult, G. Delorme, G. Jondeau (Paris, FR; Casablanca, MA)

**BEST POSTERS IN CATHETER ABLATION**

**Discussant: Best Posters in catheter ablation.** P2400  
 – J. Kautzner (Prague, CZ)

**Electrogram characteristics of specific substrate mechanisms during atrial tachycardia with high-density mapping.** P2401

– A. Frontera, M. Takigawa, N. Thompson, E. Teijeira, G. Cheniti, J. Wielandts, S. Amraoui, C. Camaioni, A. Chaumeil, A. Denis, F. Sacher, N. Derval, M. Hocini, P. Jais, M. Haissaguerre (Bordeaux-Pessac, FR)

**Defining a new cut-off value for unipolar voltage in the right ventricle to detect epicardial scar using CT derived fat integration.** P2402

– J. Venlet, G.F.L. Kapel, S.R.D. Piers, M. De Riva Silva, R. Van Der Geest, K. Zeppenfeld (Leiden, NL)

**Ultra fast 3D reconstruction of the left atrium using a non-contact ultrasound array catheter for left atrial ablation.** P2403

– P. Neuzil, V.Y. Reddy, J. Petru, J. Skoda, P. Heck, A. Grace, J. Nuhlich, B.A. Hoffmann, S. Willems, S. Kralovec, J. Baroch, L. Sediva (Prague, CZ; New York, US; Cambridge, UK; Hamburg, DE)

**Is the 28 mm new generation cryoballoon producing chronic antral or ostial ablation? results from a prospective registry.** P2404

– L. Di Biase, C. Gianni, S. Mohanty, C. Trivedi, P. Mohanty, J. Sanchez, R. Horton, Y. Gokoglan, D. Lakkireddy, R. Bai, P. Hranitzky, A. Dello Russo, C. Tondo, S. Beheiry, A. Natale (Austin, Kansas City and San Francisco, US; Milan, IT)

**BEST POSTERS IN ATHEROSCLEROSIS**

**Discussant: Best Posters in atherosclerosis.** P2405  
 – K. Node (Saga, JP)

**Defining the differential effects of novel anticoagulants: effects of fXa versus fIIa inhibition on coagulation and inflammation.** P2406

– S. Nazir, K. Shahzad, F. Bock, I. Thielmann, B. Nieswandt, B. Isermann (Magdeburg and Würzburg, DE)

**Systemic inflammation potentiates the effect of low endothelial shear stress and leads to a higher-risk plaque phenotype in stable coronary artery disease: Implications from the PREDICTION Study.** P2407

– G. Siasos, M. Zoromitidou, A.U. Coskun, A. Antoniadis, S. Takahashi, M. Papafaklis, C. Feldman, S. Saito, P.H. Stone (Boston, US; Kamakura, JP)

**SYK inhibitor fostamatinib protects from early but not established atherosclerosis when local macrophage proliferation dominates lesion turnover.** P2408

– I. Hilgendorf, A. Lindau, C. Haerdtnr, S. Hergeth, B. Dufner, N. Hoppe, P. Stachon, F. Willecke, D. Wolf, C.S. Robbins, F.K. Swirski, P. Libby, C. Bode, A. Zirlik (Freiburg, DE; Toronto, CA; Boston, US)

**Macrophage-derived exosomes under hypertensive conditions cause inflammation in endothelial cells.** P2409

– Y. Izumi, T. Yamaguchi, M. Osada-Oka, M. Shiota, M. Tanaka, K. Miura, S. Tomita, H. Iwao (Osaka, Niigata, Kyoto and Habikino, JP)

**BEST POSTERS IN MEDICAL ASPECTS OF CARDIAC TRANSPLANTATION**

**Discussant: Best Posters in medical aspects of cardiac transplantation.** P2410  
 – M.G. Crespo-Leiro (La Coruña, ES)

**The Organ Care System as a game-changer in combating donor organ shortage? Improved outcome of heart failure patients with LVAD in the setting of heart transplantation.** P2411

– A.F. Popov, D. Garcia Saez, B. Zych, P.N. Mohite, A. Sabashnikov, A. Weymann, M. Zerjoui, A. Koch, F. De Robertis, N.R. Banner, A.R. Simon (London, UK)

**Sirolimus immunosuppressive therapy is associated with hypercholesterolemia and elevations in circulating PCSK9 levels.** P2412

– V. Simha, P. Shah, S. Kushwaha, N. Pereira (Rochester, US)

**Endomyocardial biopsy through the brachial veins. Technique, safety and efficacy.** P2413

– E. Gutierrez Ibanes, M. Ventura, F. Sarnago, R. Sanz, M.E. Vazquez, J. Soriano, R. Angulo, A. Casado, A. Rivera, M. Paz, E. Zatarain, I. Sousa, J. Fernandez-Yanez, J. Elizaga, F. Fernandez-Aviles (Madrid, ES)

**Safety and efficacy of the conversion from calcineurin inhibitors to everolimus in heart transplant recipients a long-term single center observational study.** P2414

– A.C. Capettini, A. Cannito, A. Greco, C. Pavesi, C. Pellegrini, A.M. D'Armini, C. Goggi, C. Raineri, L. Scelsi, S. Ghio, L. Oltrona Visconti (Pavia, IT)

**BEST POSTERS IN NURSING UNDERSTANDING + IMPROVING OUTCOMES IN PATIENTS WITH CARDIOVASCULAR DISEASE**

**Discussant: Best Posters in nursing understanding + improving outcomes in patients with cardiovascular disease.** P2415  
 – G. McKee (Dublin, IE)

**In-patient heart failure nurse practitioner service significantly increases mandated medications and reduces re-hospitalisation rates.** P2416

– A. Driscoll, K. Asker, D. Johnson, O. Farouque, L. Burrell, E. Jones, N. Jones, A. Al-Kaisey, D.L. Hare (Melbourne, AU)

- Nurse-coordinated care improves risk reduction after acute coronary syndrome by stricter adherence to guideline recommended drug titration.** P2417  
 – M. Snatarse-Zuidam, M. Heiligenberg, G. Ter Riet, H.T. Jorstad, S.M. Boekholdt, W.J.M. Scholte Op Reimer, R.J.G. Peters (Amsterdam, NL)
- Quality of life, general self-efficacy and health status in adults with congenital heart disease.** P2418  
 – C. Thomet, M. Schwerzmann, E. Oechslin, A. Kovacs (Bern, CH; Toronto, CA)
- Associations between regional brain tissue integrity and self-care scores in heart failure.** P2419  
 – M.A. Woo, B. Roy, R. Vig, G.C. Fonarow, R. Kumar (Los Angeles, US)

**BEST POSTERS IN AORTIC VALVE INTERVENTIONS**

- Discussant: Best Posters in aortic valve interventions.** P2420  
 – To be announced
- Echocardiographic evaluation of paravalvular aortic leakage after TAVI from the third-generation balloon-expandable heart valve SOURCE 3 Registry.** P2421  
 – S. Fernandez, M. Plaza, J.M. Monteagudo, D. Messika-Zeitoun, P. Pibarot, J.L. Zamorano (Madrid, ES; Paris, FR; Chemin Sainte-Foy, CA)
- Impact of coronary artery disease assessed with the SYNTAX score on outcome in patients undergoing transcatheter aortic valve implantation.** P2422  
 – J. Shamekhi, A. Stundl, M. Weber, A. Sedaghat, S. Pingel, C. Hammerstingl, F. Mellert, A. Welz, E. Grube, N. Werner, G. Nickenig, J.M. Sinning (Bonn, DE)
- Influencing factors for cerebrovascular accidents after TAVR - results of a single-centre all-comers cohort.** P2423  
 – L.K. Eschenbach, S. Grabert, M. Erlebach, Y. Elhmidi, R. Lange, S. Bleiziffer (Munich, DE)
- Comparison of surgical risk scores to predict mortality after transcatheter aortic valve implantation: a meta-analysis.** P2424  
 – T.K.M. Wang, M.T.M. Wang, P. Ruygrok (Auckland, NZ)

**BEST POSTERS IN CORONARY RISK FACTORS**

- Discussant: Best Posters in coronary risk factors.** P2425  
 – A. Bauer (Munich, DE)
- Identification of blood CSF1 and CXCL12 as new causal mediators of coronary artery disease using Mendelian randomization in the ORIGIN trial.** P2426  
 – J. Sjaarda, H.C. Gerstein, M. McQueen, S. Yusuf, H. Haenel, S. Hess, G. Pare (Hamilton, CA; Frankfurt, DE)
- Does a clinical history of gout influence the relationship of serum uric acid levels and cardiovascular outcomes among patients with acute coronary syndromes?** P2427  
 – N. Pagidipati, C.N. Hess, R.M. Clare, A. Akerblom, P. Tricoci, D. Wojdyla, R. Keenan, S. James, C. Held, K. Mahaffey, R. Harrington, A.B. Klein, L. Wallentin, M.T. Roe (Durham, Aurora, Stanford and Gaithersburg, US; Uppsala, SE)
- Elevated levels of adipokines predict outcome after acute myocardial infarction. Long-term follow-up of the GAMI cohort.** P2428  
 – V. Ritsinger, K. Brismar, K. Malmberg, L. Mellbin, P. Nasman, L. Ryden, S. Soderberg, A. Tenerz, A. Norhammar (Stockholm, Umeå and Västerås, SE)
- The QRS-T angle is a strong long-term predictor of myocardial infarction and all-cause mortality in the diabetic population.** P2429  
 – O. May, C.B. Graversen, M.Ø. Johansen (Herning, DK)

Posters are on display from 14:00 to 18:00. Presenters will be by their poster during the coffee break between 15:30 and 16:30 for posters viewing time

**ECHOCARDIOGRAPHY VALVULAR / PERIOPERATIVE**

- Aortic valve calcification vald: a new proposal for its quantification by echocardiography.** P2430  
 – M.L. Panelo, B.A. Perez, C. Fernandez-Palomeque, L. Mont-Girbau (Sant Cugat del Vallès, Barcelona and Palma de Mallorca, ES)
- Association of valvular calcification with B-type natriuretic peptide and cardiac troponin T for cardiovascular- and all-cause mortality in chronic hemodialysis patients.** P2431  
 – H. Takahashi, H. Ishii, D. Kamoi, T. Sakakibara, N. Umemoto, Y. Kumada, Y. Ozaki, J. Ishii, T. Murohara (Toyoake, Nagoya and Kasamatsu, JP)
- Changes in mitral regurgitation on patients undergoing transcatheter aortic valve replacement.** P2432  
 – A.F. Malio, J.M. Filipuzzi, E. Guevara, F. Salmo, V. Pasquevich, O. Mendiz (Buenos Aires, AR)
- Prognostic value of acceleration time to ejection time ratio in patients with low gradient aortic stenosis and preserved ejection fraction.** P2433  
 – K. Minami, M. Izumo, S. Kou, Y. Sato, R. Kamijima, K. Suzuki, T. Harada, Y. Akashi (Kawasaki, JP)
- Integration of left ventricular outflow tract three dimensional imaging on aortic valve area estimation by the continuity equation: assessment in patients with severe aortic stenosis.** P2434  
 – P. Pinto-Teixeira, G. Portugal, L. Moura-Branco, R. Ramos, A. Abreu, P. Rio, A. Galrinho, D. Cacela, A. Timoteo, C. Leal, L. Figueiredo, R. Cruz-Ferreira (Lisbon, PT)
- Echocardiography screening for rheumatic heart disease among schoolchildren in southeastern anatolia region of Turkey.** P2435  
 – A. Yildiz, A. Tuncez, M. Yuksel, F. Demir, N. Toprak, D. Karabel, M. Oylumlu, S. Alan (Diyarbakir, Ankara and Eskisehir, TR)
- Evaluation of left ventricular and atrial function evaluated by two and three-dimensional speckle tracking in patients undergone to transcatheter aortic valve implantation.** P2436  
 – R. Ancona, S.C.P. Comenale Pinto, P.C. Caso, M.G.C. Coppola, V.S. Sellitto, M.M. Macrino, I.M. Monteforte, A. Ferro, R.C. Calabro (Naples, IT)
- Moderate or severe aortic stenosis exhibits more severe diastolic dysfunction as determined by semi-automatic kinematic analysis of diastolic filling from Doppler echocardiography.** P2437  
 – K. Salman, M. Sundqvist, J. Stevenson, P.A. Cain, M. Ugander (Stockholm, SE; Brisbane, AU)
- Paravalvular regurgitation after transcatheter aortic valve implantation with self-expanding prosthesis: short-term evolution and long term prognostic impact.** P2438  
 – M. Ruiz Ortiz, M. Delgado, D. Mesa, J. Fernandez Cabeza, C. Aristizabal, G. Gutierrez Ballesteros, M. Martin Hidalgo, J. Sanchez Fernandez, E. Duran, C. Ferreiro, F. Mazuelos, J. Suarez De Lezo Herreros De Tejada, J. Segura, M. Pan, J. Suarez De Lezo (Córdoba, ES)
- Short-term effects of transcatheter aortic valve implantation (TAVI) on left ventricular transmural mechanics using multi-layer speckle tracking echocardiography.** P2439  
 – K. Shiino, A. Yamada, D. K. Hamilton-Craig, D.G. Platts, D. Burstow, G.M. Scalia, J. Chan (Gold Coast and Brisbane, AU; Toyoake, JP)
- “Sound-based” compared to “ultrasound-based” diagnosis of valvular pathologies by final year medical students.** P2440  
 – T. Maman, L. Zeller, S. Kobal, T. Shafat, Y. Fainguelernt (Beer Sheva, IL)
- Diagnostic of prosthetic valve thrombosis in acute stroke: clinical and follow-up relevance.** P2441  
 – R. Fernandez-Galera, M.T. Gonzalez-Alujas, J. Sala, J. Pagola, J.F. Rodriguez-Palomares, L. Gutierrez, L. Galian, A. Fernandez, J. Mendez, F. Valente, G. Maldonado, B. Agliano, M. Gutierrez, S. Munive, A. Evangelista (Valencia and Barcelona, ES)
- Mitral annular displacement by speckle-tracking echocardiography in patients with severe aortic stenosis and preserved ejection fraction: comparison with left ventricular global longitudinal strain.** P2442  
 – T. Hozumi, K. Takemoto, J. Morimoto, Y. Katayama, S. Ohta, K. Ohkouchi, M. Orii, A. Kuroi, T. Yamaguchi, T. Yamano, Y. Matsuo, Y. Ino, T. Kubo, A. Tanaka, T. Akasaka (Wakayama, JP)
- Efficacy of three dimensional transesophageal echocardiography for percutaneous device closure of atrial septal defect without balloon sizing procedure.** P2443  
 – J.M. Song, J.Y. Jang, R. Heo, M.S. Cho, J. Bae, S. Lee, J.M. Ahn, D.W. Park, D.H. Kim, D.H. Kang, J.K. Song (Seoul, KR)
- Quantification of mitral regurgitation during interventional valve repair: Correlation between haemodynamic parameters and 3D color Doppler echocardiography.** P2444  
 – B. Goebel, I. Rohm, A.L.I. Hamadanchi, S. Otto, C. Jung, H.R. Figulla, P.C. Schulze, T.C. Poerner (Jena and Düsseldorf, DE)
- The assessment of feasibility of conscious sedation for transcatheter implantation of atrial septal occluders with the real-time transoesophageal echocardiography guidance.** P2445  
 – P. Lipiec, D. Miskowicz, J.Z. Peruga, M. Plewka, K. Wierzbowska-Drabik, K. Kupczynska, J.D. Kasprzak (Lodz, PL)
- Transcatheter aortic valve implantation (TAVI): assessment of myocardial systolic performance with 2D speckle tracking echocardiography.** P2446  
 – D. Chin, G. Gambelli, E. Amici, S. Picarelli, C. Pandolfi, A. Cifarelli, C. Boschetti, R. Violini (Rome, IT)

- Prediction of left ventricular systolic dysfunction, six months following aortic valve replacement for chronic severe aortic regurgite.** P2447  
 – A.S. Ammar, I.M. Elsherbiny, M.H. Khedr, M.G. Mohamad, M.F. Abd Alwahab, M.A.S. Ammar, A.M.N. Mohamed, M.M.T. Hasanein, M.S.M. Abd Alaziz, A. Hassouna (Zagazig and Cairo, EG)
- Trans-oesophageal echocardiography under-estimates trans-valvular gradients following TAVI - Implications for clinical practice.** P2448  
 – A. Solcanova, S. Bates, D. Rakhit, A. Calver, N. Curzen, B. Shah (Southampton, UK)
- Echocardiographic prediction of early systolic postoperative left ventricular failure after surgery of severe mitral regurgitation.** P2449  
 – F. Bagate, C. Kerneis, E. Baron, O. Belliard, S. Janower, J.C. Dib, P. Estagnasie, P. Squara (Neuilly-sur-Seine, FR)
- Cardiogenic shock resolution using echocardiography-guided pacing optimization in intensive care: a case series.** P2450  
 – G. Tavazzi, A. Kontogeorgis, N. Bergsland, S. Price (Pavia and Milan, IT; London, UK)
- Safety and efficacy of real-time fusion of echocardiography and fluoroscopy to guide transseptal puncture.** P2451  
 – S. Afzal, V. Veulemans, J. Balzer, T. Rassaf, K. Hellhammer, A. Polzin, M. Kelm, T. Zeus (Düsseldorf and Essen, DE)
- Long-term transesophageal echocardiographic comparison of biodegradable (Biostar) and standard (Amplatz) patent foramen ovale occluders.** P2452  
 – N. Cernic Suligoj, M. Rojko, B. Suligoj, M. Zorc, M. Noc, S. Kar (Izola and Ljubljana, SI; Los Angeles, US)
- Multislice computed tomography vs. 3D- real time transesophageal echocardiography for aortic annular sizing in patients undergoing transcatheter aortic valve replacement.** P2453  
 – S. Sanchez Alvarez, R. Espriella-Juan, C. Albiach Montanana, J.P. Cardenas Tealdo, C. Fernandez Diaz, J. Vano Body, R. Paya Serrano, P. Garcia Gonzalez, D. Sanmiguel Cervera, S. Morell Cabedo (Valencia, ES)
- The role of 3-dimensional transoesophageal echocardiography in percutaneous paravalvular leak closure.** P2454  
 – S. Rekhraj, D. McNab, S.P. Hoole, C.G. Densem, J. Boyd, K. Parker, L.M. Shapiro, B.S. Rana (Nottingham and Cambridge, UK)
- Prognostic value of biventricular remodeling by real-time three-dimensional echocardiography in patients with idiopathic pulmonary arterial hypertension.** P2455  
 – H.H. Yao, X.H. Shu, D.H. Kong, C.Z. Pan, L.L. Dong, D.X. Zhou, J.B. Ge (Shanghai, CN)
- Rapid changes in the mitral valve geometry after primary percutaneous coronary intervention for acute myocardial infarction: real-time three-dimensional echocardiographic study.** P2456  
 – S. Nishino, N. Watanabe, M.E. Sarano, T. Kimura, T. Fukuda, T. Nakama, M. Furugen, H. Koiiwaya, K. Ashikaga, N. Kuriyama, Y. Shibata (Miyazaki, JP; Rochester, US)
- Validation of echocardiographic left atrial 3D volumetry and area-length method by human cadaveric casts.** P2457  
 – J.K. Kuusisto, V.M. Jarvinen, J. Sinisalo (Helsinki, FI)
- Cross-sectional 3-Dimensional transesophageal echocardiography for aortic annular sizing in transcatheter? aortic valve implantation.** P2458  
 – W. Kong, J. Yip, E. Tay (Singapore, SG)
- 3D Wall-Motion tracking in the evaluation of cardiac dysfunction in patients with myotonic dystrophy type 1.** P2459  
 – H. Guedes, N. Moreno, R. Santos, A. Pereira, L. Marques, D. Seabra, A. Andrade, P. Pinto (Penafiel, PT)
- Determinants of tricuspid annulus area dilatation using three-dimensional transthoracic echocardiography.** P2460  
 – P. Mahia, L. Perez De Isla, R. Aguilar-Torres, A. De Agustin, P. Marcos-Alberca, F. Islas, M.T. Nogales-Romo, G. Tirado, J.L. Rodrigo, M. Luaces, J.J. Gomez De Diego, C. Almeria, M.A. Cobos, M.A. Garcia-Fernandez, C. Macaya (Madrid, ES)
- The sphericity index of cross-section of inferior vena cava as a reliable parameter to estimate central venous pressure.** P2461  
 – Y. Seo, N. Iida, M. Yamamoto, T. Machino-Ohtsuka, T. Ishizu, K. Aonuma (Ibaraki, JP)
- Two-dimensional assessment of left atrial volume might be inaccurate, mainly at higher volumes and in complex left atrial shapes.** P2462  
 – S. Mihaila, A. Velcea, A. Andronic, L.L. Matei, D. Muraru, U. Cucchini, S. Marcu, L.P. Badano, D. Vinereanu (Bucharest, RO; Padua, IT)
- Chronic ischemic mitral regurgitation and LV remodeling: new insights from a combined magnetic resonance and speckle tracking analysis.** P2463  
 – E. Baldi, S. Carerj, M. Cusma Piccione, G. Di Bella, D. Di Nunzio, A. Bracco, R. America, L. Longobardo, A. Terrizzi, R. Mangano, L. Rivetti, R. Donato, R. Bitto, G. Oretto, C. Zito (Messina, IT)
- Medium term echocardiographic predictors of aortic regurgitation worsening in patients with CoreValve prosthesis.** P2464  
 – M. Puentes Chiachio, D. Mesa Rubio, M. Ruiz Ortiz, M. Delgado Ortega, G. Gutierrez Ballesteros, C. Aristizabal, J. Fernandez Cabezas, E. Duran Jimenez, J. Sanchez Fernandez, C. Ferreiro Quero, F. Mazuelos Bellido, J. Suarez De Lezo Herreros De Tejada, M. Pan Alvarez Ossorio, M.A. Romero Moreno, J. Suarez De Lezo Cruz Conde (Córdoba, ES)

**ECHO-VENTRICULAR FUNCTION AND MYOCARDIAL DISEASES**

- Analogies and differences in identifying cardiovascular burden in ankylosing spondylitis and psoriatic arthritis: the role of novel imaging techniques.** P2465  
 – L. Gianturco, V. Gianturco, F. Azteni, B.D. Bodini, P. Sarzi-Puttini, M. Turiel (Milan and Rome, IT)

**Global longitudinal strain as a biomarker in diabetic cardiomyopathy. a comparative study with galectin-3 in patients with preserved ejection fraction.** P2466

– R. Flores Ramirez, J.R. Azpiri-Lopez, J.G. Gonzalez-Gonzalez, A. Ordaz-Farias, L. Gonzalez-Carrillo, E. Carrizales-Sepulveda, R. Vera-Pineda (Monterrey, MX)

**Temporal variability of global longitudinal strain measurements in healthy volunteers.** P2467

– J. Lambert, A. Woo, B. Wintersperger, P. Thavendiranathan (Toronto, CA)

**Differential diagnosis of left ventricular non-compaction of the myocardium: role of speckle myocardial imaging modalities.** P2468

– M. Cortes Garcia, M.R. Oliva, J.A. Palfy, M. Orejas, M.A. Navas, M.E. Martinez, R. Rabago, M. Taibo, M. Rey, J. Farre (Madrid and Mostoles, ES)

**Validity of automated global longitudinal strain measurements with low-dose dobutamine stress echocardiography for the assessment of myocardial damage after acute myocardial infarction.** P2469

– T. Nagaura, E. Hyodo, K. Moribayashi, N. Shimizu, N. Takaoka, T. Tokuda, M. Kawazoe, T. Iwamura, K. Tamita, A. Yamamuro, J. Yoshikawa (Nishinomiya, JP)

**HYPERTENSION****Characteristics of target organ involvement in pregnant women with gestational hypertension.** P2470

– N. Koziolova, A. Aksyonova (Perm, RU)

**Effects of high fructose consumption on blood pressure and fasting glycaemia in Wistar rats.** P2471

– J. Dupas, C. Goanvec, A. Feray, A. Guernec, F. Guerrero, J. Mansourati (Brest, FR)

**Markers of coagulation system in patients with severe obstructive sleep apnea and arterial hypertension.** P2472

– T.D. Bugaev, N.V. Ageeva, A.B. Dobrovolskiy, A.Y. Litvin, I.E. Chazova (Moscow, RU)

**Association of prothrombotic state with kidney function in hypertensive patients.** P2473

– P. Pietri, C. Vlachopoulos, N. Ioakeimidis, D. Tousoulis, C. Stefanadis (Athens, GR)

**The influence of surgical technique of carotid endarterectomy on arterial hypertension.** P2474

– O.A. Germanova, A.N. Vachev, A.V. Germanov (Samara, RU)

**Aortic stiffness as a surrogate end-point of cardiovascular events prediction: rising to prominence.** P2475

– N. Skliros, C. Vlachopoulos, D. Terentes-Printzios, P. Pietri, N. Ioakeimidis, D. Tousoulis (Athens, GR)

**Prolactin as a predictor of vascular aging in apparently healthy postmenopausal women.** P2476

– G. Georgiopoulos, J. Kanakakis, I. Lambrinouaki, E. Armeni, A. Mareti, N. Oikonomidis, N. Makris, A. Kolyviras, C. Papamichael, K. Stamatelopoulos (Athens, GR)

**Masked arterial hypertension in young subjects: prevalence and clinical features in men and women.** P2477

– N. Lyamina, A. Nalivaeva, V. Senchikhin, T. Lipchanskaya, S. Lyamina (Saratov and Moscow, RU)

**Hypertensive cardiac remodeling is attenuated by DPP4 inhibition independently of cardiac angiogenesis.** P2478

– H. Kawase, Y.K. Bando, K. Nishimura, A. Monji, T. Murohara (Nagoya, JP)

**Correlation between common genetic variants with the risk of hypertension and their role on coagulation and inflammatory process.** P2479

– N. Papageorgiou, E. Androulakis, A. Briasoulis, G. Hatzis, M. Kozanitou, A. Miliou, E. Zacharia, G. Siasos, K. Toutouzias, Z. Pallantza, D. Tousoulis (Athens, GR; Detroit, US)

**The influence of dipper and non-dipper blood pressure patterns on left ventricular function and peripheral vascular arterial stiffness in patients with hypertension.** P2480

– Y. Chen, J.H. Liu, M. Wu, Q.S. Lin, G.Z. Cao, R. Wang, M.Y. Liu, Z. Zhen, Y. Zou, H.F. Tse, K.H. Yiu (Hong Kong, HK; Shen Zhen, CN)

**CARDIAC SURGERY****Obesity paradox does not exist in coronary artery bypass grafting surgery.** P2481

– F.-A. Saraiva, S. Gomes Pinto, M.J. Amorim, N. Vilas Boas, R.J. Cerqueira, A.P. Lourenco, P. Pinho, A.F. Leite-Moreira (Porto, PT)

**CABG is associated with improved long term outcomes compared to PCI in patients with premature coronary artery disease.** P2482

– G. Witberg, D. Leviner, A. Sharon, Y. Boulus, E. Sharoni, H. Vaknin-Assa, R. Kornowski, A. Assali (Petah Tikva, Haifa and Tel Aviv, IL)

**Risk evaluation system based on genetic background (GenoSCORE) for predicting long-term prognosis after coronary artery bypass grafting.** P2483

– H.N. Liu, Z. Zhou, S.S. Hu, Z. Zheng (Beijing, CN)

**Preoperative SYNTAX score is correlated with intraoperative graft failure during coronary artery bypass grafting.** P2484

– E. Angeloni, G. Melina, S. Refice, A. Roscitano, F. Capuano, C. Comito, R. Sinatra (Rome, IT)

**Long-term survival in cardiac surgery patients compared to the general population; associations with smoking status, intervention and age above 80 years.** P2485

– T.B. Enger, H. Pleym, R. Stenseth, G. Greiff, A. Wahba, V. Videm (Trondheim, NO)

**Comparing renal failure risk models for predicting new dialysis after coronary artery bypass grafting.** P2486

– T.K.M. Wang, Y. Ahn, T. Ramanathan, H. White (Auckland, NZ)

**Clinical outcomes of remote ischemic preconditioning prior to cardiac surgery: an updated meta-analysis of randomized controlled trials.** P2487

– B. Pierce, I. Bole, V. Patel, D. Brown (St. Louis, US)

**Long-term outcome of extracorporeal membrane oxygenation support for postcardiotomy shock compared with general population post cardiac surgery: a 12-year nationwide cohort study in Taiwan.** P2488

– T.H. Chen (Taipei, TW)

- Better short-term and similar Long-term results of off-pump versus on-pump coronary artery bypass surgery.** P2489  
 – N. Vilas Boas, F. Saraiva, M. J. Amorim, R. Cerqueira, A. Pinho-Gomes, A. Lourenco, P. Pinho, A. Leite-Moreira (Porto, PT)
- Bilateral internal thoracic artery in coronary revascularization: where to place the second graft?** P2490  
 – F.-A. Saraiva, S. Gomes Pinto, M.J. Amorim, N. Vilas Boas, R.J. Cerqueira, A.P. Lourenco, P. Pinho, A.F. Leite-Moreira (Porto, PT)
- Deferred percutaneous intervention versus saphenous vein graft for right coronary artery revascularization.** P2491  
 – R. Cerqueira, M.J. Amorim, F. Saraiva, J. Almeida, A.P. Lorenc, P. Pinho, A.L. Moreira (Porto, PT)
- Coronary artery bypass surgery in young adults: excellent peri-operative results and long-term survival.** P2492  
 – J. Saraiva, P.E. Antunes, M.J. Antunes (Coimbra, PT)
- Reducing invasiveness in myocardial revascularization: new achievements in a high volume center.** P2493  
 – A. Panza, A. Longobardi, P. Masiello, A. Nicoletti, G. Mastrogiovanni, F. Cafarelli, D. Triggiani, M. Colombino, C. D'Auria, E. Fiore, M. Orlando, E. Morena, M. Picilli, R. Perone, S. Iesu (Salerno, IT)
- Predictive value of aortic arch plaque for perioperative cerebral infarction in patients with severe aortic stenosis.** P2494  
 – S. Nishimura, C. Izumi, M. Imanaka, M. Kuroda, M. Amano, S. Imamura, N. Onishi, Y. Tamaki, S. Enomoto, M. Miyake, T. Tamura, H. Kondo, K. Kaitani, Y. Nakagawa (Tenri, JP)
- Physical and mental recovery after aortic valve repair and replacement.** P2495  
 – J. Petersen, L. Winter, W. Schmied, I. Kindermann, H.-J. Schaefers (Hamburg and Homburg, DE)
- Coronary microvascular and diastolic dysfunctions after aortic valve replacement: comparison between mechanical and biological prostheses.** P2496  
 – R. America, M.M. Miele, G.M. Giordano, F.I. Franzese (Naples, Mercogliano and Verona, IT)
- Acute kidney injury following percutaneous edge-to-edge vs. surgical mitral valve repair - incidence and predictors.** P2497  
 – M.I. Koerber, H. Kasisada, S. Ney, M. Scherner, K. Kuhr, R. Pfister, S. Baldus, V. Rudolph (Cologne, DE)
- What we should do with moderate functional mitral regurgitation at time of coronary surgery?** P2498  
 – V. Shumavets, A. Shket, I. Grinchuk, I. Kurganovich, V. Andruschuk, I. Andraloits, N. Semenova, M. Bushkevich, Y. Ostrovski (Minsk, BY)
- Prognostic impact of first clinical presentation and target vessel for percutaneous coronary intervention in 434 patients with prior coronary artery bypass grafting.** P2499  
 – T. Miyagi, Y. Asaumi, T. Noguchi, H. Ogawa, S. Yasuda (Suita, JP)
- Long term outcomes following surgical versus percutaneous coronary revascularization stratified according to stent subtype: a real world all-comer analysis of 6,682 patients with multivessel disease.** P2500  
 – S.G. Raja, C. Ilsley, F. De Robertis, R. Lane, T. Kabir, N. Patel, M. Mason, T. Bahrami, A. Simon, A. Popov, M. Amrani, M. Dalby, R. Grootcotton-Mason, R. Smith, M.B. Iqbal (London, UK)
- STROKE AND MORE**
- Prevalence of ischemic stroke in Sweden 1987-2010.** P2501  
 – A. Rosengren, K.W. Giang, Z. Mandalenakis, S. Nielsen, M. Adiels, L. Bjorck (Gothenburg, SE)
- Arterial stiffness independently predicts stroke in patients with essential hypertension: Data from a Greek 8-year-follow-up study.** P2502  
 – K. Dimitriadis, C. Tsioufis, T. Kalos, D. Konstantinidis, E. Andrikou, F. Lagiou, G. Peskesis, D. Syrseloudis, V. Pylarinou, A. Milkas, K. Kintis, D. Tousoulis (Athens, GR)
- Association of genetic variants with coronary artery disease and ischemic stroke in a longitudinal population-based genetic epidemiological study.** P2503  
 – M. Oguri, T. Fujimaki, H. Horibe, K. Kato, T. Murohara, K. Matsui, I. Takeuchi, Y. Yamada (Kasugai, Inabe, Tajimi, Nagoya and Tsu, JP)
- Left ventricular geometry determines prognosis and U-shaped relation between blood pressure and mortality in ischemic stroke patients.** P2504  
 – C.S. Park, J.-B. Park, Y. Kim, Y.E. Yoon, S.-P. Lee, H.-K. Kim, Y.-J. Kim, G.-Y. Cho, D.-W. Sohn, S.-H. Lee (Seoul and Seongnam, KR)
- Left ventricular hypertrophy and 30-day fatality in stroke: an analysis of the Ermancia II Cohort.** P2505  
 – N. Ozier-Lafontaine, J. Joux, A. Monfort, S. Jeannin, J. Fabre, A. Signatte, E. Elisabeth, R. Banydeen, C. Derancourt, T. Lang, J. Inamo (Fort de France and Toulouse, FR)
- Cerebral microbleeds detected by brain MRI are associated with systolic cardiac dysfunction among cardiac patients.** P2506  
 – Y. Yamauchi, Y. Kanzaki, H. Shima, N. Ishizaka (Osaka, JP)
- Echocardiographic aspects associated with atrial fibrillation in ischemic stroke patients.** P2507  
 – A. Muscari, M. Ghinelli, F. Manzetto, C. Napoli, E. Pirazzoli, A. Pontarin, G.M. Puddu, E. Tubertini, M. Zoli (Bologna, IT)
- Economic evaluation of rivaroxaban versus acenocoumarol in the prevention of stroke in patients with non-valvular atrial fibrillation in Spain.** P2508  
 – C. Rubio-Terres, R. Graefenhain De Codes, D. Rubio-Rodriguez, T. Evers, S. Grau, B. Espinos, A. Llorac (Madrid and Barcelona, ES; Wuppertal, DE)
- Tissue plasminogen activator deficiency preserves neurological function and protects against murine acute ischemic stroke.** P2509  
 – S. Leu, S. Chua, J.J. Sheu, P.H. Sung, H.K. Yip (Kaohsiung, TW)
- The synergistic effect of hypokalemia and excessive supraventricular ectopy on the risk of ischemic stroke.** P2510  
 – N. Mattsson, P. Kumarathurai, B.S. Larsen, O.W. Nielsen, A. Sajadieh (Copenhagen, DK)



- Risk of stroke or systemic embolism in cardiomyopathy patients with atrial fibrillation: the Fushimi AF Registry.** P2511  
 – Y. Tezuka, D. Takagi, M. Iguchi, M. Esato, Y. Chun, H. Wada, K. Hasegawa, H. Ogawa, M. Abe, M. Akao (Kyoto, JP)
- Feasibility of left atrial stiffness for predicting left atrial appendage dysfunction in atrial fibrillation.** P2512  
 – G. Yamaura, T. Watanabe, M. Wanezaki, N. Hashimoto, H. Tamura, S. Nishiyama, T. Arimoto, H. Takahashi, T. Shishido, T. Miyamoto, I. Kubota (Yamagata, JP)
- Prognostic value of higher neutrophil counts and neutrophil-to-lymphocyte ratio in patients after ischemic stroke.** P2513  
 – P.H. Sung, S. Chua, J.J. Sheu, S. Leu, H.K. Yip (Kaohsiung, TW)
- Interleukin -6, gamma-interferon and recurrent stroke in hypertensive patients.** P2514  
 – I. Voloshyna, V.I. Krivenko, M.A. Voloshyn, V.G. Deynega (Zaporozhye, UA)
- The impact of chronic kidney disease on aortic arch plaque causing atherothrombotic stroke.** P2515  
 – S. Nishiyama, T. Watanabe, M. Wanezaki, G. Yamaura, N. Hashimoto, T. Arimoto, H. Takahashi, T. Shishido, T. Miyamoto, I. Kubota (Yamagata, JP)
- Type 1 diabetes is associated with higher all-cause mortality in young adult stroke, while type 2 is associated with higher cardiovascular mortality; a higher heart rate is associated with both.** P2516  
 – J.R.R. Pirinen, J. Putaala, K. Aarnio, A.L. Aro, J. Sinisalo, M. Kaste, E. Haapaniemi, T. Tattisumak, M. Lehto (Helsinki, FI)
- Prevalence, predictors and clinical outcomes of asymptomatic carotid artery stenosis by digital subtraction angiography in patients with angina pectoris undergoing coronary angiography.** P2517  
 – S.J. Hong, B.O. Kim, H.Y. Lee, I.H. Jung, B.Y.U.N. Ys, K.J. Rhee (Seoul, KR)
- Comparison of clinical outcomes between high- versus moderate-intensity statins in patients undergoing percutaneous transluminal angioplasty for atherosclerotic peripheral arterial disease.** P2518  
 – S.H. Park, S.W. Rha, J.B. Seo, J.Y. Park, J.H. Ahn, Y.H. Kim, A.Y. Her, W.Y. Shin, D.K. Jin, B.G. Choi, Y.J. Park, M.S. Shim, C.U. Choi, H.S. Seo, D.J. Oh (Cheonan, Seoul, Gumi and Chuncheon, KR)
- Endovascular therapy versus bypass surgery in chronic hemodialysis patients with critical limb ischemia due to isolated infrapopliteal disease.** P2519  
 – R. Ito, Y. Kumada, D. Kamoi, T. Aoyama, T. Sakakibara, H. Takahashi, H. Ishii, T. Murohara (Gifu and Nagoya, JP)
- Clinical, angiographic profile and endovascular management of takayasu arteritis single centre prospective study.** P2520  
 – H.S. Natraj Setty, M. Murali Rao, K.H. Srinivas, C.N. Manjunath (Bangalore, IN)
- INTRAVASCULAR IMAGING AND PHYSIOLOGY**
- Nanoparticle visualization by clinical intracoronary optical coherence tomography.** P2521  
 – F. Rivero, H. Jie, R. Aguilar-Torres, J. Garcia-Sole, F. Alfonso, D. Jaque (Madrid, ES)
- Early effects of intensive lipid-lowering treatment on plaque characteristics assessed by virtual histology intravascular ultrasound.** P2522  
 – J.-H. Lee, D.-H. Shin, B.-K. Kim, Y.-G. Ko, D. Choi, M.-K. Hong, Y. Jang (Seoul, KR)
- Intracoronary nicorandil as an adjunctive hyperemic agent during FFR measurements.** P2523  
 – H. Okura, Y. Neishi, Y. Kobayashi, S. Uemura, K. Yoshida (Kashihara, Kurashiki and Okayama, JP; Stanford, US)
- Comparison of outcomes between intravascular ultrasound and optical coherence tomography-assisted percutaneous coronary intervention.** P2524  
 – H.W. Lee, J.C. Choi, J.H. Ahn, J.S. Park, J.H. Oh, H.C. Lee, J.H. Choi, K.S. Cha, T.J. Hong, B.W. Kim (Busan, KR)
- Relation between Instantaneous Wave-Free Ratio and Fractional Flow Reserve in Patients with Hemodialysis.** P2525  
 – Y. Morioka, H. Arashi, J. Yamaguchi, R. Itani, H. Otsuki, K. Shimazaki, S. Haruki, M. Nakao, K. Kamishima, K. Jujo, Y. Minami, H. Ogawa, N. Hagiwara (Tokyo, JP)
- Intravascular ultrasound guided vs angiography guided new generation drug eluting stent implantation.** P2526  
 – D.-H. Shin, S.J. Hong, J.S. Kim, B.K. Kim, Y.G. Ko, D. Choi, Y. Jang, M.K. Hong (Seoul, KR)
- Prediction of periprocedural myocardial infarction following percutaneous coronary intervention by multimodal imaging of gray-scale, iMap-intravascular ultrasound, and optical coherence tomography.** P2527  
 – S. Koga, S. Ikeda, T. Nakata, T. Yonekura, T. Katayama, Y. Koide, H. Kawano, K. Maemura (Nagasaki, JP)
- Coronary vasa vasorum in grayscale intravascular ultrasound had high plaque vulnerability and frequent no-reflow phenomenon during percutaneous coronary intervention.** P2528  
 – H. Amano, D. Saito, T. Yabe, I. Watanabe, R. Okubo, M. Toda, T. Ikeda (Tokyo, JP)
- Relevance of optical coherence tomography-derived morphological and anatomical features in accordance with hemodynamic significance determined by fractional flow reserve.** P2529  
 – E. Usui, T. Kakuta, T. Yonetsu, T. Lee, T. Murai, Y. Kanaji, J. Matsuda, M. Araki, R. Hamaya, S. Ichijou (Tsuchiura, JP)
- Intravascular ultrasound guidance is associated with lower mortality in patients undergoing stenting for unprotected left main coronary artery lesions compared to angiography-guided stent implantation.** P2530  
 – P. Andell, S. Karlsson, M. Mohammad, M. Gotberg, S. James, J. Jensen, O. Frobert, O. Angeras, J. Nilsson, E. Omerovic, B. Lagerqvist, J. Persson, S. Koul, D. Erlinge (Lund, Uppsala, Stockholm, Örebro, Gothenburg and Umeå, SE)
- Efficiency of optical frequency domain imaging in identifying functionally significant coronary stenosis as determined by fractional flow reserve according to vessel diameter.** P2531  
 – N. Kogame, R. Iijima, H. Niikura, N. Nemoto, H. Hara, H. Anzai, N. Kobayashi, M. Nakamura (Tokyo and Ota, JP)

- Plaque characteristics in type 2 diabetes mellitus patients with acute myocardial infarction.** P2532  
 – T. Nunohiro, M. Kurobe, S. Furudono, K. Minami, H. Suenaga, S. Takeshita, H. Nakashima (Nagasaki, JP)
- Associations of coronary plaque characteristics by integrated backscatter intravascular ultrasound with detectability of external elastic membrane area using optical frequency domain imaging.** P2533  
 – M. Ishikawa, T. Muramatsu, M. Nanasato, R. Nagasaka, Y. Hashimoto, M. Ohta, M. Okumura, K. Nakazawa, K. Ito, Y. Aoyama, H. Kamiya, H. Hirayama, Y. Ozaki (Toyoake and Nagoya, JP)
- Relationships between systemic pentraxin-3 values and coronary plaque components by optical coherence tomography in patients with stable angina pectoris.** P2534  
 – T. Sugiyama, S. Kimura, S. Nakagama, S. Nakamura, K. Hayasaka, T. Misawa, M. Mizusawa, Y. Yamakami, K. Kojima, Y. Sagawa, K. Hishikari, H. Hikita, A. Takahashi, M. Isobe (Yokosuka and Tokyo, JP)
- Validation of a new angiography/IVUS co-registration system.** P2535  
 – K. Houissa, J. Escaned, C. Macaya, N.L. Cruden, N. Uren, T. Slots, S. Carlier (Mons, BE; Madrid, ES; Edinburgh, UK; Maastricht, NL)
- Optical coherence tomographic comparison of in-stent neoatherosclerosis and tissue characteristics between early and late in-stent restenosis in second-generation drug-eluting stent.** P2536  
 – M. Sabbah, K. Kadota, A. Eraky, H. Kamal, A. El Hawary (Ismailia, EG; Kurashiki, JP)
- Effects of hybrid polymer-coated sirolimus-eluting stent on vascular healing: an optical coherence tomography imaging study.** P2537  
 – E. Kretov, I. Naryshkin, D. Ponomarev (Novosibirsk, RU)
- Novel predictor of target vessel failure after coronary stent implantation: intraluminal blood speckle intensity on intravascular ultrasound.** P2538  
 – Y. Saito, H. Kitahara, T. Nakayama, Y. Fujimoto, Y. Kobayashi (Chiba, JP)
- Impact of the double product on relation between instantaneous wave-free ratio and fractional flow reserve.** P2539  
 – Y. Morioka, H. Arashi, J. Yamaguchi, R. Itani, H. Otsuki, K. Shimazaki, S. Haruki, M. Nakao, K. Kamishima, K. Jujo, Y. Minami, H. Ogawa, N. Hagiwara (Tokyo, JP)
- Impact of solution viscosity on measurements of everolimus bioresorbable vascular scaffold: an in-vitro optical coherence tomography analysis.** P2540  
 – K. Nasu, M. Habara, T. Suzuki (Toyohashi, JP)
- ANTICOAGULATION IN ATRIAL FIBRILLATION I**
- Prothrombin activation fragment (F1+2) as an index of anticoagulant therapy with factor Xa inhibitor in atrial fibrillation.** P2541  
 – E. Ueno, K. Fujibayashi, J. Sawaguchi, Y. Yasuda, S. Takano, R. Saito, M. Wakasa, N. Fujioka, Y. Kawai, K. Kajinami (Uchinada, JP)
- Is there a difference in treatment persistence across oral anticoagulants? Results of a UK cohort study evaluating oral anticoagulation therapy in an atrial fibrillation population.** P2542  
 – L. Lacoïn, M. Johnson, M. Johnson, M. Johnson, S.L. Collings, S.L. Collings, S.L. Collings, C. Lefevre, C. Lefevre, C. Lefevre, S. Kloss, S. Kloss, S. Kloss, V. Parsons, V. Parsons, V. Parsons, A. Maguire, A. Maguire, A. Maguire, G. Stynes, G. Stynes, G. Stynes, E. Ridha, E. Ridha, E. Ridha (Uxbridge and London, UK; Rueil-Malmaison, FR; Berlin, DE)
- Is major bleeding risk for oral anticoagulants similar between non-valvular atrial fibrillation patients newly initiated on warfarin and propensity-score matched NOAC initiators? A real world study.** P2543  
 – G.Y.H. Lip, A. Keshishian, S. Kamble, X. Pan, L. Burns, J. Mardekian, R. Horbkyuk, M. Hamilton (Birmingham, UK; Ann Arbor, Princeton and New York, US)
- Differences in the characteristics of patients with non-valvular atrial fibrillation who are newly prescribed apixaban, rivaroxaban, dabigatran and VKA in general practice in the UK.** P2544  
 – E. Ridha, M. Johnson, L. Lacoïn, S.L. Collings, V. Parsons, S. Kloss, G. Stynes, A. Maguire, C. Lefevre (Uxbridge and London, UK; Berlin, DE; Rueil-Malmaison, FR)
- The HAS-BLED score for prediction of stroke and systemic embolism: insights from the PREvention of thromboembolic events, European Registry in Atrial Fibrillation (PREFER in AF).** P2545  
 – M. Rohla, T.W. Weiss, R. De Caterina, L.M. Rincon Diaz, J. Zamorano, R. Schilling, D. Kotecha, M. Lucerna, K. Huber, P. Kirchhof (Vienna, AT; Pisa, IT; Madrid, ES; London and Birmingham, UK; Munich, DE)
- Anticoagulation management in patients with atrial fibrillation undergoing elective electrical cardioversion.** P2546  
 – O. Erkuner, R. Claessens, R. Pisters, E.A.M.P. Dudink, H.J.G.M. Crijns (Maastricht, NL)
- How safe are new oral anticoagulants without bridging in comparison with phenprocoumon for patients undergoing pulmonary vein isolation?** P2547  
 – E. Akkaya, A. Berkowitsch, S. Zaltsberg, H. Greiss, N. Deubner, C.W. Hamm, T.H. Neumann, M. Kuniss (Bad Nauheim, DE)
- Antithrombotic management of atrial fibrillation: follow-up data from the PREFER in AF registry.** P2548  
 – G. Renda, R. Schilling, J.Y. Le Heuzey, H. Darius, J.L. Zamorano, J. Schmitt, R. De Caterina, P. Kirchhof (Chieti, IT; London and Birmingham, UK; Paris, FR; Berlin and Munich, DE; Madrid, ES)
- Clinical characteristics and outcomes of atrial fibrillation patients taking direct oral anticoagulants in the real-world: The Fushimi AF Registry.** P2549  
 – Y. Yamashita, R. Uozumi, M. Esato, Y. Chun, H. Wada, K. Hasegawa, H. Ogawa, M. Abe, S. Morita, M. Akao (Kyoto, JP)
- CHA2DS2-VASc versus R2CHADS2 at predicting thromboembolic event in a cohort of non-anticoagulated patients with non-valvular atrial fibrillation.** P2550  
 – R. Riziq-Yousef Abumuaileq, A. Lopez-Lopez, V. Gonzalez-Salvado, J. Garcia-Seara, L. Gonzalez-Melchor, X.A. Fernandez-Lopez, A. Cid-Menendez, R.A. Abellas-Sequeiros, L. Sande-Martinez, M. Rodriguez-Manero, J.R. Gonzalez-Juanatey (Santiago de Compostela, ES)

<b>Real-world comparisons of major bleeding risk and major bleeding-related hospitalization costs among elderly non-valvular atrial fibrillation patients newly initiated on apixaban or warfarin.</b>	P2551
– S. Kambale, A. Keshishian, X. Pan, J. Mardekian, R. Horbkyuk, M. Hamilton, G.Y.H. Lip (Princeton, Ann Arbor and New York, US; Birmingham, UK)	
<b>Oral direct factor Xa inhibitor prevents atrial fibrillation by inhibiting inflammation in rapidly paced spontaneously hypertensive rats.</b>	P2552
– T. Matsuura, T. Soeki, E. Uematsu, S. Bando, T. Tobiume, T. Hara, K. Kusunose, T. Ise, K. Yamaguchi, S. Yagi, D. Fukuda, H. Yamada, T. Wakatsuki, M. Shimabukuro, M. Sata (Tokushima, JP)	
<b>Non-vitamin K antagonist oral anticoagulants according to predicted risk of stroke and bleeding among patients with atrial fibrillation: Danish nationwide time trends 2011-2015.</b>	P2553
– A. Dukanovic, L. Staerk, K. Gadsboell, E.L. Fosboel, G.H. Gislason, J.B. Olesen (Copenhagen, DK)	
<b>Apixaban, dabigatran and rivaroxaban: which direct oral anticoagulant is the most cost-efficient for the prevention of stroke in patients with atrial fibrillation in Spain?</b>	P2554
– M. Monreal, S. Soular, C. Crespo, S. Brand, A. Kansal (Badalona and Sant Cugat del Vallès, ES; London, UK; Bethesda, US)	
<b>Heparin kinetics during catheter ablation for atrial fibrillation in patients receiving periprocedural vitamin K antagonists versus non-vitamin K antagonists oral anticoagulants: a meta-analysis.</b>	P2555
– D. Briceno, P. Villablanca, F. Lupercio, F. Kargoli, A. Londono, A. Krumerman, E. Palma, S. Kim, A. Natale, L. Di Biase (New York and Austin, US)	
<b>Uninterrupted novel oral anticoagulants vs uninterrupted warfarin peri-ablation of atrial fibrillation: a meta-analysis of incidence of pericardial effusions.</b>	P2556
– D. Musat, S. Mittal, T. Sichrovsky, A. Bhatt, M. Ferrara, M. Preminger, J. Steinberg (Ridgewood, US)	
<b>Clinical impact of activated clotting time during catheter ablation of atrial fibrillation: a meta-regression.</b>	P2557
– D. Briceno, P. Villablanca, F. Lupercio, F. Kargoli, A. Londono, A. Krumerman, E. Palma, S. Kim, A. Natale, L. Di Biase (New York and Austin, US)	
<b>Quality of life in atrial fibrillation: a systematic review of AF-specific questionnaires.</b>	P2558
– A. Ahmed, D.A. Lane, M. Calvert, C.B. Terwee, M. Lencioni, D. Kotecha (Birmingham, UK; Amsterdam, NL)	
<b>May echocardiography derived diastolic dysfunction add to the clinical risk score in nonvalvular Atrial Fibrillation.</b>	P2559
– L. Maghawry, M. Alcekelly, N. Kandeel (Zagazig, EG)	
<b>New-onset atrial fibrillation complicating acute coronary syndromes: what is the long term prognosis?</b>	P2560
– M. Rodrigues Neto, J. Ponte Monteiro, A. Correia, R. Costa Rodrigues, M. Gomes Serrao, N. Santos, B. Silva, S. Gomes, A. Drumond Freitas, D. Pereira (Funchal, PT)	
<b>The prognostic impact of heart rate in atrial fibrillation.</b>	P2561
– C.J. Lee, C. Torp-Pedersen, G. Gislason, J.B. Olesen, S.M. Hansen, A.G. Holst, C. Graff, J.H. Svendsen, J.B. Nielsen, A. Pietersen, J.L. Pallisgaard (Copenhagen and Aalborg, DK)	
<b>ANTICOAGULATION IN ATRIAL FIBRILLATION II</b>	
<b>Is Aspirin monotherapy effective for stroke prevention in the real world? A UK cohort study evaluating the incidence of stroke in the absence of anticoagulation in atrial fibrillation (AF).</b>	P2562
– L. Lacoïn, E. Ridha, C. Lefevre, R. Donaldson, S. Ramagopalan, J. Halcox (Uxbridge, London and Swansea, UK; Rueil-Malmaison, FR)	
<b>Poor anticoagulation control in warfarin treated atrial fibrillation patients with reduced renal function.</b>	P2563
– A. Nissen Bonde, G.Y.H. Lip, A.L. Kamper, L. Staerk, C. Torp-Pedersen, G. Gislason, J.B. Olesen (Gentofte, Copenhagen and Aalborg, DK; Birmingham, UK)	
<b>In-hospital mortality, length of stay and costs of treating atrial fibrillation or flutter patients admitted for intracranial hemorrhage.</b>	P2564
– E. Nguyen, S. Farasat, K. Lee, A. Tsoi, C.I. Coleman (Storrs and Derby, US)	
<b>One-year permeability rate of left atrial appendage closure devices: high incidence of peridevice leak and lack of endothelialization.</b>	P2565
– G. Laugaudin, M. Granier, F. Massin, S. Cade, F. Cransac, J.E. Ricci, C. Freitag, H. Vernhet-Kovacsik, J.L. Pasquie (Montpellier and Nîmes, FR)	
<b>Net clinical benefit of rivaroxaban compared with warfarin in patients with atrial fibrillation.</b>	P2566
– J. Piccini, S. Goodman, B. Levitan, Z. Yuan, G.J. Hankey, D.E. Singer, R. Becker, G. Breithardt, S. Berkowitz, J. Halperin, C. Nessel, W. Hacke, K.W. Mahaffey, K.A.A. Fox, M.R. Patel (Durham, Raritan, Boston, Cincinnati, Whippany, New York and Palo Alto, US; Toronto, CA; Perth, AU; Münster and Heidelberg, DE; Edinburgh, UK)	
<b>Major bleeding risk in patients 75 years of age or older with non-valvular atrial fibrillation initiating oral anticoagulants: a real-world comparison of warfarin, apixaban, dabigatran, or rivaroxaban.</b>	P2567
– G.Y.H. Lip, A. Keshishian, S. Kambale, X. Pan, L. Burns, J. Mardekian, R. Horbkyuk, M. Hamilton (Birmingham, UK; Ann Arbor, Princeton and New York, US)	
<b>Non-vitamin K antagonist oral anticoagulation usage in elderly patients with atrial fibrillation: Danish nationwide data with temporal trends from 2011 to 2015.</b>	P2568
– L. Staerk, E.L.F. Fosbol, K.G. Gadsboll, C.S.P. Sindet-Pedersen, J.L.P. Pallisgaard, M.L. Lamberts, G.Y.H.L. Lip, C.T.P. Torp-Pedersen, G.G. Gislason, J.B.O. Olesen (Copenhagen, Aalborg and Hellerup, DK; Birmingham, UK)	
<b>Left atrial thrombus resolution in atrial fibrillation or flutter: results of a prospective study with rivaroxaban (X-TRA) and a retrospective observational registry providing baseline data (CLOT-AF).</b>	P2569
– G.Y.H. Lip, C. Hammerstingl, F. Marin, R. Cappato, I.L. Meng, B. Kirsch, M. Van Eickels, A. Cohen (Birmingham, UK; Bonn and Berlin, DE; Murcia, ES; Rozzano, IT; Paris, FR)	
<b>Real - world evidence of stroke prevention in patients with non-valvular atrial fibrillation.</b>	P2570
– C. Coleman, M. Antz (Storrs, US; Oldenburg, DE)	

- Patients' convenience and satisfaction as important factors related to switching from vitamin K antagonists to NOACs - a PREFER in AF Registry analysis.** P2571  
 - R. De Caterina, P. Kirchhof, J.-Y. Le Heuzey, B. Brueggjenjuergen, P. Laeis, J. Schmitt (Chieti, IT; Birmingham, UK; Paris, FR; Berlin and Munich, DE)
- The combination therapy with oral anticoagulant and antiplatelet drug for atrial fibrillation patients: the Fushimi AF Registry.** P2572  
 - N. Masunaga, M. Iguchi, M. Ishii, M. Esato, Y.H. Chun, H. Wada, K. Hasegawa, H. Ogawa, M. Abe, M. Akao (Kyoto, JP)
- Patient characteristics associated with initiation of non-vitamin K antagonists versus vitamin K antagonists for stroke prophylaxis in atrial fibrillation.** P2573  
 - A. Gundlund, L. Staerk, E.L. Fosboel, K. Gadsboell, C.S. Pedersen, A.N. Bonde, G.H. Gislason, J.B. Olesen (Gentofte and Copenhagen, DK)
- Left atrial thrombus resolution in non-valvular atrial fibrillation or flutter: results of a prospective study with rivaroxaban (X-TRA) biomarker substudy.** P2574  
 - F. Marin, C. Hammerstingl, R. Cappato, F. Kramer, I.L. Meng, A. Cohen, M. Van Eickels, G.Y.H. Lip (Murcia, ES; Bonn, Wuppertal and Berlin, DE; Rozzano, IT; Paris, FR; Birmingham, UK)
- Hospital resource utilization, cost and inpatient mortality associated with hospitalizations for major bleeding among atrial fibrillation patients treated with factor Xa inhibitors.** P2575  
 - S. Deitelzweig, R. Neuman, M. Lingohr-Smith, J. Lin (New Orleans, San Francisco and Green Brook, US)
- Real-world evidence of stroke prevention in patients with non-valvular atrial fibrillation in the United States: the REVISIT-US study.** P2576  
 - C. Coleman, M. Antz, E. Simard, T. Evers, K. Bowrin, H. Bonnemeier, R. Cappato (Storrs and New York, US; Oldenburg, Wuppertal, Berlin and Kiel, DE; Rozzano, IT)
- Dabigatran in the real world of atrial fibrillation: meta-analysis of observational comparison studies with vitamin K antagonists.** P2577  
 - J. Carmo, F.M. Costa, J. Ferreira, M. Mendes (Lisbon, PT)
- Prevalence of non valvular atrial fibrillation and anticoagulation treatment in a large outpatient population. analysis of the personal health records from different general practitioner groups.** P2578  
 - G. Casolo, G. Cavarani, M. Pardini, P.L. Franceschi, F. Vivaldi, F. Michelotti, C. Ciabattoni (Lido di Camaiore, IT)
- Do cardiovascular care unit physicians use CHADS2, CHA2DS2-VASc and SAMeTTR scores to select anticoagulation treatment? An analysis of 15361 consecutive patients admitted with atrial fibrillation.** P2579  
 - C.A. Travetto, N.A. Vensentini, J.U. Bacigalupe, G.I. Morales, H.E. D'Imperio, R.O. Torrijos, M.A. Ferrer, R.I. Villarreal, A.N. Rosende, G.A. Gonzalez Villamonte, J.A. Mariani, M.A. De Abreu, J.U. Gagliardi, H.E. Doval, C.A. Tajer (Buenos Aires and Florencio Varela, AR)
- Ratio of TEE usage in the era of NOACs: TALENT multicenter European Registry.** P2580  
 - E. Zima, J. Papp, R. Bover, R. Karaliute, A. Rossi, C. Szymanski, R. Troccoli, J. Schneider, M. Fagerland, J.A. Camm, D. Atar (Budapest, HU; Madrid, ES; Kaunas, LT; Pisa and Bari, IT; Amiens, FR; Berlin, DE; Oslo, NO; London, UK)
- Anticoagulation therapy in atrial fibrillation after intracranial hemorrhage.** P2581  
 - Y.A. Park, J.S. Uhm, H.N. Pak, M.H. Lee, B. Joung (Seoul, KR)
- Are your atrial fibrillation (AF) patients protected from ischaemic stroke? Clinical characteristics of AF patients eligible for stroke prevention but remaining untreated in UK clinical practice.** P2582  
 - L. Lacoïn, E. Ridha, C. Lefevre, R. Donaldson, S. Ramagopalan, J. Halcox (Uxbridge, London and Swansea, UK; Rueil-Malmaison, FR)
- Dabigatran plasma concentration measurement and thromboelastography in patients with AF: implications for allowing non-selective surgery.** P2583  
 - A. Pipilis, S.S. Makrygiannis, G. Anagnostou, S. Kaliambakos, G. Tsakonias, N. Sourlas, P. Mallios, T. Kostelidou (Athens, GR)
- Real-world comparison of major bleeding and associated costs among treatment-naïve non-valvular atrial fibrillation patients initiating apixaban or warfarin.** P2584  
 - A. Amin, A.V. Keshishian, L. Xie, O. Baser, K. Price, L. Vo, J. Mardekian, M. Mendoza, S. Singhal, C. Patel, K. Odell, J. Trocio (Irvine, Ann Arbor and New York, US)
- Country differences in patient perceptions of atrial fibrillation, stroke risk, and oral anticoagulation treatment.** P2585  
 - D.A. Lane, J. Meyerhoff, U. Rohner, G.Y.H. Lip (Birmingham, UK; Ingelheim am Rhein, DE)
- ANTICOAGULATION IN ATRIAL FIBRILLATION III**
- Patients with atrial fibrillation treated with apixaban are less likely to discontinue study drug when compared with warfarin: insights from the ARISTOTLE trial.** P2586  
 - D. Xavier, M. Hanna, L. Wallentin, J. Alexander, R. Lopes, P. Merrill, D. Wojdyla, C. Bahit, S. Hohnloser, C. Granger (Bangalore, IN; Durham, US; Uppsala, SE; Rosario, AR; Frankfurt, DE)
- Incidence of intracranial hemorrhage in the years 2013-15 in patients with atrial fibrillation in anticoagulant therapy: preliminary analysis of data from Ravenna registers.** P2587  
 - C. Gatti, S. Vecchio, E.M. Lotti, M.C. Fabbri, P. Querzani, M. Margheri (Ravenna, IT)
- High SAME-TT2R2 score, labile INR and major adverse outcomes in a real life cohort of anticoagulated patients with non-valvular atrial fibrillation.** P2588  
 - R. Riziq-Yousef Abumualeq, M. Rodriguez-Manero, A. Lopez-Lopez, A. Cid-Menendez, D. Alvarez-Iglesias, A. Redondo-Dieguez, X.A. Fernandez-Lopez, R.A. Abellas-Sequeiros, M. Castiniera-Busto, C. Pena-Gil, J.R. Gonzalez-Juanatey (Santiago de Compostela, ES)

- CHA2DS2-Vasc score, as well as age and body mass index as the main risk factors of brain lesions in asymptomatic patients with paroxysmal non-valvular atrial fibrillation.** P2589  
– J. Wieczorek, K. Mizia-Stec, A. Lasek-Ball, P. Wieczorek, A. Hoffmann, S. Nowak, J. Kolasa, M. Faryan, I. Wozniak-Skowierska, A. Wnuk-Wojnar (Katowice, PL)
- Novel oral anticoagulants in a real-world cohort of patients undergoing catheter ablation of atrial fibrillation.** P2590  
– A.S. Parwani, S. Achterkamp, F. Blaschke, M. Huemer, P. Attanasio, P. Lacour, L.H. Boldt, B. Pieske, W. Haverkamp (Berlin, DE)
- Recalibration of CHA2DS2-VASc with an age category (50-64 years) enhances stroke risk stratification in Chinese patients with atrial fibrillation.** P2591  
– P.H. Chan, C.P. Lau, H.F. Tse, C.E. Chiang, C.W. Siu (Hong Kong, HK; Taipei, TW)
- Renal dysfunction and risk of major adverse event and suboptimal control with vitamin K antagonists in a real life cohort of anticoagulated patients with non-valvular atrial fibrillation.** P2592  
– R. Riziq Yousef Abumualeq, A. Lopez-Lopez, A. Redondo-Dieiguez, X.A. Fernandez-Lopez, L. Martiniz-Sande, N. Bouzas Cruz, M. Castiniera-Busto, C. Pena-Gil, M. Rodriguez-Manero, J.R. Gonzalez-Juanatey (Santiago de Compostela, ES)
- Comparison between HAS-BLED, ATRIA and ORBIT risk scores at predicting major bleeding event in a real life cohort of anticoagulated patients with non-valvular atrial fibrillation.** P2593  
– R. Riziq-Yousef Abumualeq, E. Abu-Assi, A. Lopez-Lopez, R. Gonzalez-Ferreiro, L. Gonzalez-Melchor, V. Gonzalez-Salvado, N. Bouzas-Cruz, X.A. Fernandez-Lopez, M. Rodriguez-Manero, C. Pena-Gil, L. Sande-Martinez, J.R. Gonzalez-Juanatey (Santiago de Compostela and Vigo, ES)
- Role of new oral anticoagulants in left atrial occluder device implants.** P2594  
– Z. Muhammad, R. Omar, B.A. Abu Baker, K.W. Koh, R. Rebo, A. Koay Choon Chern, A. Husin, S. Khalea (Kuala Lumpur, MY)
- Burden of atrial fibrillation and risk of stroke: a systematic review.** P2595  
– S.B. Uittenbogaart, W.A.M. Lucassen, F.S. Van Etten-Jamaludin, J.R. De Groot, H.C.P.M. Van Weert (Amsterdam, NL)
- Insulin-requiring versus non-insulin requiring diabetes and thromboembolic risk in patients with atrial fibrillation: a PREFER in AF Registry substudy.** P2596  
– E. Ricottini, G. Patti, M. Lucerna, I. Cavallari, G. Renda, F. Romeo, J.Y. Le Heuzey, J.L. Zamorano, P. Kirchhof, R. De Caterina (Rome and Chieti, IT; Munich, DE; Paris, FR; Madrid, ES; Birmingham, UK)
- Oral anticoagulant prescribing patterns for stroke prevention in atrial fibrillation among general practitioners and cardiologists in three European countries.** P2597  
– M.R. Fay, J.L. Martins, B. Czekay (Shipley, West Yorkshire, Dudley and West Midlands, UK; Berlin, DE)
- Risk of cardiovascular events with no antithrombotic therapy in patients with atrial fibrillation after left atrial appendage closure for stroke prevention in a multicenter analysis.** P2598  
– L. Fauchier, A. Lepillier, B. Pierre, P. Jacon, O. Piot, A. Bernard, F. Digne, S. Venier, D. Babuty, P. Defaye (Tours, Saint-Denis and Grenoble, FR)
- Aspirin, not without bleeding risk in the real world: results of a UK cohort study evaluating the use of antiplatelet therapy for stroke prevention in atrial fibrillation (AF).** P2599  
– E. Ridha, L. Lacoïn, C. Lefevre, R. Donaldson, S. Ramagopalan, J. Halcox (Uxbridge, London and Swansea, UK; Rueil-Malmaison, FR)
- Antiplatelet is associated with the higher risk of periprocedural complication of catheter ablation for atrial fibrillation.** P2600  
– S. Tohoku, K. Hiroshima, M. Nagashima, J. Morita, T. Iseida, K. Ando (Kitakyushu, JP)
- Long-term efficacy of the Watchman occlusion device in patients with non valvular atrial fibrillation and contraindications to oral anticoagulants. Data from the Israeli left atrial appendage occluder.** P2601  
– R. Rosso, A. Halkin, M. Jonas, M. Gilkson, I. Goldenberg (Tel Aviv, Rehovot and Tel Hashomer, IL)
- Systemic embolization in patients with atrial fibrillation: results from ROCKET AF.** P2602  
– R. Orgel, D. Wojdyla, D. Huberman, R.C. Becker, S.D. Berkowitz, G. Breithardt, W. Hacke, J.L. Halperin, G.J. Hankey, K.W. Mahaffey, C.C. Nessel, D.E. Singer, K.A.A. Fox, W.S. Jones, M.R. Patel (Durham, Raleigh, Cincinnati, Whippany, New York, Stanford, Raritan and Boston, US; Münster and Heidelberg, DE; Crawley, AU; Edinburgh, UK)
- Consequences of warfarin suspension after major bleeding in a cohort of very elderly atrial fibrillation patients.** P2603  
– G. Zoppellaro, G. Bertozzo, S. Padayattil Jose, S. Granziera, G. Denas, L. Marigo, K. Rossi, A. Bracco, C. Ninnivaggi, F. Petruzzellis, G. Nante, V. Pengo (Padua and Venice-Mestre, IT)
- Reasons and consequences of warfarin discontinuation in very elderly patients with non valvular atrial fibrillation. An inception cohort study.** P2604  
– G. Zoppellaro, G. Bertozzo, S. Granziera, G. Denas, L. Marigo, S. Padayattil Jose, K. Rossi, F. Petruzzellis, G. Nante, V. Pengo (Padua and Venice-Mestre, IT)
- Anti Xa oral anticoagulants inhibit in vivo platelet activation by modulating glycoprotein VI shedding.** P2605  
– P. Pignatelli, D. Pastori, R. Carnevale, S. Bartimoccia, D. Menichelli, F. Violi (Rome, IT)
- Predictors of major bleeding in patients with atrial fibrillation treated with rivaroxaban in XANTUS: findings from a real-world prospective study.** P2606  
– P. Kirchhof, S. Haas, P. Amarenco, S. Hess, S. Kuhls, M. Van Eickels, A.G.G. Turpie, A.J. Camm (Birmingham and London, UK; Munich, Wuppertal and Berlin, DE; Paris, FR; Beijing, CN; Hamilton, CA)
- Uptake of new oral anticoagulants in patients with atrial fibrillation, a prospective cohort study.** P2607  
– M. Zimny, S. Blum, P. Ammann, P. Erne, G. Moschovitis, M. Di Valentino, D. Shah, J. Schlaepfer, C. Vogt, M. Kuehne, C. Sticherling, S. Osswald, D. Conen (Basel, St. Gallen, Zurich, Lugano, Bellinzona, Geneva and Lausanne, CH)

- Risk of bleeding with non-vitamin K antagonists and phenprocoumon in routine care patients with non-valvular atrial fibrillation.** P2608  
 – S.H. Hohnloser, M. Naebauer, S. Kloss, A. Genet, T. Windeck, C. Lefevre, G. Hack, F. Volz, F. Leverkus, J. Jacob, L. Hickstein (Frankfurt, Munich and Berlin, DE)
- Thromboembolic events and mortality in patients with atrial fibrillation and heart failure due to preserved versus reduced ejection fraction.** P2609  
 – E. Watanabe, Y. Sobue, M. Harada, Y. Ozaki (Toyoake, JP)
- Women with atrial fibrillation benefit more than men from direct acting oral anticoagulants (DOAC).** P2610  
 – D. Colquhoun, D. Cross, J. Amerena (Brisbane and Geelong, AU)

**STEM CELLS AND CELL THERAPY**

- An allogeneic bioengineered myocardial graft limits infarct size and improves cardiac function: pre-clinical study in the porcine myocardial infarction model.** P2611  
 – I. Perea Gil, C. Prat-Vidal, C. Galvez-Monton, S. Roura, A. Llucia-Valledeperas, C. Soler-Botija, V. Crisostomo, I. Diaz-Guemes, F.M. Sanchez-Margallo, A. Bayes-Genis (Badalona and Caceres, ES)
- iPS derived from human urine of Duchenne patients generate functionally competent cardiomyogenic cells: an in vitro cell model for functional studies and drug testing in heart failure.** P2612  
 – D. D’Amario, M.S. Falzarano, A. Siracusano, C.R. Maroni, G.P. Perri, A. Amodeo, A. Ferlini, M. Massetti, F. Crea (Rome and Ferrara, IT)
- Improved therapeutic potential of adipose derived stem cell spheroid bodies.** P2613  
 – C. Sid-Otmame, H.Q. Ly (Montreal, CA)
- Exosome-mediated anti-aging effects of cardiosphere-derived cells.** P2614  
 – L. Grigorian, R. Middleton, L. Weixin, M. Kreke, J. Valle, E. Marban (Los Angeles, US)
- Isolation, characterization and partial direct differentiation of primary human cardiac and placental fibroblasts into induced cardiomyocytes iCM.** P2615  
 – P. Sadeghi Pour, C.E. Emanuelli, M.C. Caputo, G.A. Angelini (Bristol, UK)
- Analysis of ambient influences affecting Interleukin-6 as a paracrine mediator in clinical trials of stem cell therapy for myocardial infarction.** P2616  
 – C. Edlinger, B. Wernly, M. Leisch, J. Kammler, A. Kypta, S. Eder, T. Wuppinger, T. Moesenlechner, M. Ausserwinkler, C. Jung, U.C. Hoppe, M. Lichtenauer (Salzburg and Linz, AT; Düsseldorf, DE)
- Comparing foetal to adult epicardial cell activation to identify differences relevant for the epicardial post-injury response.** P2617  
 – A.M. Smits, A.T. Moerkamp, A.M.D. Vegh, E. Dronkers, K. Lodder, T. Van Herwaarden, M.J. Goumans (Leiden, NL)
- Molecular mechanisms of cardioprotective effects mediated by transplanted cardiac ckit+ cells through the activation of an inflammatory and reparative response.** P2618  
 – G. Puddighinu, D. D’Amario, E. Foglio, M. Manchi, A. Siracusano, F. Crea, M.A. Russo, F. Limana (Rome, IT)
- Mesenchymal stem cells grown under chronic hypoxia improve LV function and inhibit qdverse LV remodeling in mice with chronic ischemic cardiomyopathy.** P2619  
 – M. Lipinski, D. Luger, P.C. Westman, S. Sikora, R. Waksman, S.E. Epstein (Washington and San Diego, US)
- C-kit expression is necessary but not sufficient to identify multipotent and robustly myogenic adult cardiac stem cells.** P2620  
 – M. Scalise, C. Vicinanza, I. Aquila, F. Marino, E. Cianflone, T. Mancuso, A. Filardo, C. Indolfi, B. Nadal-Ginard, G.M. Ellison-Hughes, D. Torella (Catanzaro, IT; London, UK)
- Three engineered allogeneic porcine iPSs scaffolds after myocardial infarction in swine.** P2621  
 – C. Galvez-Monton, C. Soler-Botija, I. Diaz-Guemes, M. Marti, O. Iglesias-Garcia, C. Prat-Vidal, V. Crisostomo, A. Llucia-Valledeperas, I. Perea-Gil, S. Roura, F.M. Sanchez-Margallo, A. Raya, A. Bayes-Genis (Badalona, Caceres and Barcelona, ES)
- Successful ex vivo expansion of pro-angiogenic cells from one single primitive hematopoietic stem cell identifies a novel tactic for treatment of limb ischemia.** P2622  
 – G. Mangialardi, A. Oikawa, J. Richards, D. Ferland-Mccollough, I. Rodriguez-Arabaolaza, P. Madeddu (Bristol, UK)
- Mesenchymal stromal cells modulate monocytes trafficking in Coxsackievirus B3-induced myocarditis.** P2623  
 – K. Miteva, K. Pappritz, M. El-Shafeey, J. Ringe, C. Tschoepe, S. Van Linthout (Berlin, DE)
- Transcriptomic analysis of inter- and intra-patient variation in human iPSCs: platform for precision medicine to predict drug toxicity.** P2624  
 – E. Matsa, P.W. Burridge, K. Yu, J.H. Ahrens, H. Wu, C. Liu, V. Termglinchan, P. Shukla, N. Sayed, I. Karakikes, J.D. Gold, M.P. Snyder, J.C. Wu (Stanford and Chicago, US)
- In vivo implantation of tissue engineered cardiac patch using newborn piglet thymus derived stem cells: a proof of concept study.** P2625  
 – A. Albertario, M. Swim, D. Iacobazzi, D. Holopherne-Doran, C. Zebele, M. Caputo, M.T. Ghorbel (Bristol, UK)

**ISCHAEMIA AND PROTECTION**

- Effect of the aging-accelerating Werner protein on glucose metabolism and myocardial remodeling.** P2626  
 – H. Kawase, Y.K. Bando, K. Nishimura, A. Monji, T. Murohara (Nagoya, JP)
- Tyrosine phosphorylation of eNOS regulates myocardial survival in early reperfusion: role of PYK2.** P2627  
 – S.I. Bibili, Z. Zhou, S. Zukunft, B. Fisslthaler, I. Andreadou, C. Szabo, P. Brouckaert, I. Fleming, A. Papapetropoulos (Athens, GR; Frankfurt, DE; Galveston, US; Ghent, BE)

- Tumor necrosis factor- $\alpha$  enhances chemerin expression via ERK pathway in response to hypoxia in human coronary artery endothelial cells.** P2628  
– S.K. Chua, K.G. Shyu (Taipei, TW)
- CD11b/CD18 deficiency decreases susceptibility to ventricular arrhythmia and reduces infarct size.** P2629  
– M. Mollenhauer, J. Gesenberg, A. Klinke, L. Remane, S. Baldus, V. Rudolph (Cologne, DE)
- Effect on non-polymer titanium dioxide thin film coated stent with heparin in porcine coronary restenosis model.** P2630  
– S. Jang, M.H. Jeong, J. Song, K.S. Lim (Gwangju and Jeonju, KR)
- Circadian oscillations of endocannabinoid 2-arachidonolglycerol levels modulate cardiac neutrophil recruitment and healing after myocardial infarction.** P2631  
– M.J. Schloss, M. Horckmans, L. Ring, S. Lenglet, A. Thomas, C. Weber, O. Soehnlein, S. Steffens (Munich, DE; Geneva, CH)
- Microna-126 protects cardiac myocytes from oxidative stress induced dna damage through dnm1 inhibition.** P2632  
– H.K. Yip, S. Chua, P.H. Sung, J.J. Sheu, S. Leu (Kaohsiung, TW)
- Splenic release of platelets contributes to increased circulating platelet size and inflammation after myocardial infarction.** P2633  
– X.-M. Gao, X.L. Moore, Y. Liu, X.Y. Wang, L.P. Han, Y.D. Su, A. Tsai, Q. Xu, M. Zhang, G.W. Lambert, H. Kiriazis, W. Gao, A.M. Dart, X.J. Du (Melbourne, AU; Beijing, CN)
- Targeting protein tyrosine phosphatases for therapeutic interventions in myocardial ischemia/reperfusion injury.** P2634  
– C.F. Yang, Y.Y. Chen, C.W. Chang, C.F. Cheng, T.C. Meng (Hualien and Taipei, TW)
- Inhibiting DPP4 in a mouse model of HHT-1 causes a shift in regenerative macrophage balance and decreases fibrosis after myocardial infarction.** P2635  
– C.K.E. Dingenouts, W. Bakker, K. Lodder, M.J. Goumans (Leiden, NL)
- Role of noncoding RNAs in the angiogenic response following ischemia.** P2636  
– B. Maimone, G. Zaccagnini, C. Voellenkle, J. Garcia-Manteiga, P. Fasanaro, F. Martelli (San Donato Milanese and Milan, IT)
- Pharmacological preconditioning with gemfibrozil preserves cardiac function after heart transplantation.** P2637  
– K. Benke, A. Sayour, C.S. Matyas, A. Olah, M. Ruppert, B.T. Nemeth, T. Fischinger, M. Polos, I. Hartyanszky, G. Szabo, Z. Szabolcs, B. Merkely, T. Radovits (Budapest, HU; Heidelberg, DE)
- Cardiac-specific overexpression of transcription factor *junD* leads to enlarged infarct.** P2638  
– A. Akhmedov, F. Montecucco, A. Schaub Clerigue, G.G. Camici, F. Mach, T.F. Luescher (Schlieren, Geneva and Zurich, CH; Genoa, IT)
- Restoration of the intra-mitochondrial interplay between protective signals and malate-aspartate shuttle by continuous erythropoietin receptor activation prevents CKD-induced infarct size enlargement.** P2639  
– K. Nishizawa, T. Yano, T. Miki, M. Tanno, A. Kuno, T. Tobisawa, M. Ogasawara, S. Muratsubaki, K. Ohno, M. Mizuno, W. Ohwada, S. Ishikawa, T. Miura (Sapporo, JP)
- Inhibition of ALDH2 by O-GlcNAcylation modulates the hyperglycemic exacerbation of myocardial ischemia/reperfusion injury.** P2640  
– J. Wang, B. Liu, M. Li, Q. Yuan, M. Xue, F. Xu, Y. Chen (Jinan, CN)
- AKT-mediated BNIP3 phosphorylation activates BCL-2 family member BAX.** P2641  
– S. Ecken, C. Angermund, T. Rassaf, U. Hendgen-Cotta (Essen and Düsseldorf, DE)
- HEART FAILURE**
- Vitamin D deficiency increases risk of heart failure: prospective results from the moli-sani study.** P2642  
– S. Costanzo, A. De Curtis, M. Persichillo, G. De Gaetano, A. Di Castelnuovo, M.B. Donati, L. Iacoviello (Pozzilli, IT)
- Association between renal resistance index and one year worsening of renal function in chronic heart failure outpatients.** P2643  
– C. Rizzo, F. Monitillo, M. Leone, M.S. Lattarulo, D. Grande, A. Doronzo, G. Citarelli, G. Bulzis, M.M. Ciccone, M. Iacoviello (Bari and Casarano, IT)
- The neuro-mechanical unloading therapy for acute myocardial ischemia markedly reduces infarct size and prevents heart failure in the long term.** P2644  
– T. Arimura, K. Saku, T. Kakino, T. Sakamoto, T. Akashi, Y. Murayama, T. Nishikawa, G. Sunagawa, T. Tohyama, T. Kishi, T. Ide, K. Sunagawa (Fukuoka and Kitakyushu, JP)
- SGLT1 participates in cardiac remodeling in pressure-overload-induced cardiomyopathy.** P2645  
– N. Matsushita, A. Sanbe, H. Koepsell, Y. Morino, E. Taira, M. Hirose (Morioka and Shiwa-gun Yahabacho, JP; Würzburg, DE)
- Signature of both endothelial progenitor cells and apoptotic endothelial cell-derived microparticles in chronic heart failure patients with preserved and reduced left ventricular ejection fraction.** P2646  
– A. Berezina, A. Kremzer, T. Samura, Y.U. Martovitskaya, T. Berezina, E. Gromenko (Zaporozhye, UA)
- Baseline characteristics and 6-month echocardiographic assessment of chamber size in the REDUCE Elevated Left Atrial Pressure in Patients with Heart Failure Trial: the first HFpEF device trial.** P2647  
– F.E. Silvestry, T. Plappert, C. Hayward, D. Platts, F. Malek, M. Post, A. Pistrutto, I. Gerber, N. Piriou, N. Ihlemann, D. Kaye, D. Kratochwil, R. Westenfeld, M. Penicka, G. Hasenfuss (Philadelphia, US; Sydney, Brisbane and Melbourne, AU; Prague, CZ; Nieuwegein, NL; Vienna, AT; Auckland, NZ; Copenhagen, DK; Wrocław, PL; Düsseldorf and Göttingen, DE; Aalst, BE)
- Minimally invasive Transcatheter Ventricular Restoration (TCVR).** P2648  
– P. Neuzil, I. Skalsky, A. Kruger, M. Mates, T. Mraz, T. Martinca, P. Moucka, M. Prokopova, K. Kopriva, V.Y. Reddy (Prague, CZ; New York, US)

- Methionine synthase (Mtr) promote the development of cardiac hypertrophy and heart failure.** P2649  
 – Z. Li, F. Elkhaffi, C. Arnold, P. Lacolley, G. Clame Bouabout, L. Monassier, R. Umoret, A. Mohamadi, D. Lambert, F. Maskali, A. Clement, J.L. Gueant, R.M. Gueant-Rodriguez (Vandoeuvre-lès-Nancy and Strasbourg, FR)
- Pathogen-driven treatment strategy in new-onset dilated cardiomyopathy.** P2650  
 – A. Gkouziouta, G. Lazaros, G. Karavolias, D. Miliopoulos, M. Pantou, S. Hatzianastasiou, A. Karavidas, P.H. Cokkinos, V. Voudris, S. Adamopoulos (Athens, GR)
- Renal actions of anti-beta1-receptor autoantibodies accelerate disease progression in antibody-positive heart failure patients: interims-analysis of more than 200 patients from the multi-centre prospe.** P2651  
 – R. Jahns, D. Leyh, S. Stoerk, C. Zechmeister, C. Schuetz, G. Ertl, M.J. Lohse, V. Jahns (Würzburg, DE)
- Distinct left ventricular transcriptional fingerprint in non-survivors with heart failure due to idiopathic cardiomyopathy.** P2652  
 – L. Delrue, K. Dierickx, M. Vanderheyden, J. Bartunek (Aalst, BE)
- Phase 1/2 randomized clinical trial of intravenous infusion of umbilical cord mesenchymal stem cells in patients with chronic cardiopathy with stable heart failure (RIMECARD).** P2653  
 – J. Bartolucci, F.J. Verdugo, R. Larrea, E. Abarzua, C. Goset, P. Rojo, I. Palma, P.L. Gonzalez, P. Sanhuesa, P. Pederos, R. Lamich, G. Valdivia, C. Nazzal, M. Khoury, F.E. Figueroa (Santiago, CL)
- The effects of transendocardial CD34+ cell transplantation on myocardial viability in patients with non-ischemic dilated cardiomyopathy.** P2654  
 – B. Vrtovec, G. Poglajen, G. Zemljic, M. Sever, M. Cukjati, P. Cernelc, F. Haddad, J.C. Wu (Ljubljana, SI; Stanford, US)
- Sex differences in early dyspnea relief in acute heart failure.** P2655  
 – S. Meyer, J.R. Teerlink, M. Metra, P. Ponikowski, G. Cotter, B.A. Davison, M.G. Felker, G. Filippatos, B.H. Greenberg, T.A. Hua, T.M. Severin, M.G. Qian, A.A. Voors (Oldenburg, DE; San Francisco, Durham, San Diego, East Hanover and New York, US; Brescia, IT; Wroclaw, PL; Athens, GR; Basel, CH; Groningen, NL)
- Patients with heart failure with reduced ejection fraction with low hepcidin versus high soluble transferrin receptor demonstrate different clinical profile.** P2656  
 – M. Kasztura, M. Drozd, P. Rozentryt, L. Polonski, J. Malyszko, E. Koc-Zorawska, J. Majda, W. Banasiak, P. Ponikowski, E.A. Jankowska (Wroclaw, Zabrze and Bialystok, PL)
- Preoperative assessment of right heart morphology and pulmonary resistance for the prediction of right ventricular failure following left ventricular assist device implantation.** P2657  
 – N. Jakus, I. Planinc, B. Skoric, D. Fabijanovic, H. Jurin, J. Samardzic, Z. Baricevic, H. Gasparovic, B. Biocina, D. Milicic, M. Cikes (Zagreb, HR)
- Evaluation of pulmonary congestion in hemodialysis patients: comparison between lung ultrasound and thoracic bioelectrical impedance analysis.** P2658  
 – C. Donadio, L. Bozzoli, E. Colombini, L. Gargani (Pisa, IT)
- Late diagnosis of peripartum cardiomyopathy portends poor prognosis: a 15-year population-based study in Taiwan.** P2659  
 – V.C. Wu, M. Wu, J.K. Yeh, C.H. Lu, S.W. Chen, K.P. Wu, C.W. Cheng, C.H. Chang, M.S. Wen, T.H. Chen (Taipei and Keelung, TW; Manhasset and New York, US)
- CHA2DS2-VASc score and long-term outcome in patients with takotsubo syndrome: data from the Takotsubo Italian Network (TIN).** P2660  
 – G. Parodi, R. Citro, B. Bellandi, E. Cecchi, D. Ferraioli, S. Fatucchi, A. Silverio, F. Scudiero, E. Bossone, F. Piscione (Florence and Salerno, IT)
- Risk-targeting of interventions to reduce 30-day readmission and death in heart failure.** P2661  
 – Q. Huynh, K. Negishi, T. Marwick (Hobart and Melbourne, AU)
- Biomarkers predict onset of heart failure with reduced ejection fraction in a longitudinal 20-year follow-up from the general population.** P2662  
 – C. Ergatoudes, E. Thunstrom, D. Morales, Z. Mandalenakis, Y. Zhong, P.-O. Hansson, K. Caidahl, A. Rosengren, M. Fu (Gothenburg and Stockholm, SE)
- Value of the frontal plane qrs-t angle for diagnosis and prognosis in patients with symptoms suggestive of acute decompensated heart failure.** P2663  
 – Z. Sabti, S. Shrestha, I. Strebel, N. Kozuharov, C. Schumacher, S. Osswald, C. Mueller, T. Reichlin (Basel, CH)
- Riociguat - New therapeutic approach in the management of cardiac amyloidosis.** P2664  
 – F. Duca, C. Zotter-Tufaro, A. Kammerlander, S. Aschauer, B. Boerries, H. Agis, J. Mascherbauer, D. Bonderman (Vienna, AT)
- Circulating indices of iron homeostasis in heart failure with reduced ejection fraction - differences between patients with ischaemic vs. non-ischaemic aetiology.** P2665  
 – M.D. Drozd, M. Kasztura, P. Rozentryt, J. Nowak, L. Polonski, J. Malyszko, E. Koc-Zorawksa, W. Banasiak, P. Ponikowski, E.A. Jankowska (Wroclaw, Zabrze and Bialystok, PL)
- Carvedilol improves prognosis in sepsis-induced cardiomyopathy through the attenuation of telomere shortening.** P2666  
 – M. Okada, Y. Kashiwagi, K. Hayashi, Y. Inagaki, T. Nishiura, N. Hasebe, S. Fujita (Asahikawa, JP)
- Impact of frontal QRS-T angle for poor left ventricular contraction and dyssynchrony in patients with complete left bundle branch block.** P2667  
 – M. Shimizu, M.A. Amemiya, Y.S. Sato, M.I. Iiya, R.M. Masuda, R.N. Nakamura, K.N. Nakano, H.S. Shimada, M.S. Setoguchi, H.F. Fujii, N.Y. Yamawake, M.N. Nishizaki, H.S. Sakurada, M.H. Hiraoka (Yokohama, Tokyo and Toride, JP)



- The apelin/APJ mRNA profile in left ventricular tissue of patients with idiopathic or ischemic end-stage dilated cardiomyopathy.** P2668  
 – M. Cabiati, B. Svezia, L. Botta, M.M. Cesare, C. Caselli, M. Matteucci, V. Lionetti, S. Del Ry (Pisa and Milan, IT)
- Home, hospital or hospice? Trends and predictors of location of death among patients with heart failure and acute coronary syndromes.** P2669  
 – P. Kaul, A. Savu, J. Ezekowitz, J. Zhao, F. McAlister, R. Welsh, K. Bainey, P.W. Armstrong (Edmonton, CA)
- Increasing readmissions to hospital worsen mortality and decrease survival in Heart Failure patients - 15 year study from the United Kingdom from 2000-2014.** P2670  
 – R. Potluri, P. Carter, M. Kahn, D. Rasoul, H. Uppal, S. Chandran, S. Williams, J. Sarma (Birmingham, London, Manchester and Liverpool, UK)
- Intestinal wall edema and portal congestion in hospitalized patients with heart failure.** P2671  
 – Y. Ikeda, T. Inomata, T. Fujita, Y. Iida, T. Kaida, T. Nabeta, S. Ishii, T. Mizutani, T. Koitabashi, J. Ako (Sagamihara, JP)
- Impact of an organized regional primary PCI network on heart failure patient characteristics in a heart failure clinic: 2001-2008 vs. 2009-2015.** P2672  
 – M. De Antonio, M. Domingo, C. Diez-Lopez, B. Gonzalez, R. Cabanes, M. Rodriguez, C. Rivas, E. Zamora, J. Santestanes, J. Lupon, N. Benito, A. Ros, M. Boldo, M.I. Troya, A. Bayes-Genis (Badalona, ES)
- Improvement in left ventricular dysfunction after renal transplantation.** P2673  
 – M.L. Co, B. Mohamedali, M. Hertl (Chicago, US)
- Geriatric nutritional risk index is a predictor of survival in optimally medicated geriatric outpatients with systolic heart failure.** P2674  
 – A. Simoes, J. Rodrigues, L. Sargento, S. Longo, N. Lousada, R. Palma Reis (Lisbon, PT)
- Muscle strength: a significant mediator for the relationship between 6-minute walking test and cognitive function in the elderly patients with chronic heart failure.** P2675  
 – M. Nagai, M. Wakabayashi, K. Nakamura, K. Dote, M. Kato, S. Sasaki, N. Oda, E. Kagawa, Y. Nakano, A. Yamane, Y. Kubo, T. Higashihara, S. Miyauchi (Hiroshima, JP)
- Depression in chronic heart failure patients: to use beta-blockers and to cooperate with psychiatrists.** P2676  
 – S. Apostolovic, D. Stanojevic, R. Jankovic-Tomasevic, S. Salinger-Martinovic, D. Djordjevic-Radojkovic, E. Tahirovic, H.D. Dungen (Niš, RS; Berlin, DE)
- Multinational ethnic variations in self-reported health status in chronic heart failure patients.** P2677  
 – T.-H.K. Teng, N. Luo W-T Tay, K.A. Schulman, K.P. Weinfurt, K.E. Flynn, D.J. Whellan, W.E. Kraus, I.L. Pina, C. O'Connor, I. Anand Professor S Zhang Professor W Shimizu Dr C Narasimhan Professor S-W Park, C.-M. Yu Professor T Ngarmukos Professor R Omar Dr Eb Reyes, B. Siswanto Professor C-L Hung, L.-H. Ling Professor A M Richards, R.J. Mentz, C.S.P. Lam (Singapore, SG; Durham, Milwaukee, Philadelphia and New York, US; Seoul, KR; Manila, PH; Taipei, TW)
- Galectin-3 may mediate cardiodepressant effect of proinflammatory activation in psoriasis.** P2678  
 – M. Przewlocka-Kosmala, J. Relewicz, A. Rojek, T. Kotwica, M. Tupikowska, B. Karolko, J. Maj, G. Bednarek-Tupikowska, A. Mysiak, W. Kosmala (Wroclaw, PL)
- Comparing exercise modalities in heart failure: a systematic review and meta-analysis.** P2679  
 – J. Cornelis, P. Beckers, J. Taeymans, C. Vrints, D. Vissers (Antwerp, BE; Bern, CH)
- Atrial fibrillation is more prevalent in heart failure patients with hyponatremia: results from treat HF.** P2680  
 – Y. Cavusoglu, S. Eraslan, H. Kaya (Eskisehir and Sivas, TR)
- Long-term follow up and assessment of surgical interventions of intravenous treprostinil administration with a gas driven implantable pump.** P2681  
 – R. Steringer-Mascherbauer, U.F. Froeschl, J.A. Aichinger, R.F. Fuegger (Linz, AT)
- Prognostic impact of atrial fibrillation in acute myocardial infarction complicated by cardiogenic shock: a substudy of the IABP-SHOCK II trial.** P2682  
 – S. De Waha, K. Schoene, G. Fuernau, S. Desch, I. Eitel, J. Poess, C. Eitel, R. Tilz, G. Schuler, S. Schneider, U. Zeymer, H. Thiele (Lübeck, Leipzig and Ludwigshafen, DE)
- Urinary liver-type fatty acid-binding protein level as a predictive biomarker of acute kidney injury in patients with acute decompensated heart failure.** P2683  
 – K. Hishikari, S. Kimura, S. Nakagama, S. Nakamura, M. Mizusawa, T. Misawa, K. Hayasaka, Y. Yamagami, K. Kojima, Y. Sagawa, T. Kuwahara, H. Hikita, A. Takahashi, T. Ashikaga, M. Isobe (Yokosuka and Tokyo, JP)
- Prognostic value of ankle brachial index for future incident heart failure in patients without previous heart failure.** P2684  
 – H. Nishimura, T. Miura, M. Minamisawa, Y. Ueki, N. Abe, N. Hashizume, T. Mochidome, M. Harada, K. Shimizu, W. Shoin, K. Yoshie, S. Ebisawa, H. Motoki, J. Koyama, U. Ikeda (Matsumoto, JP)
- Left ventricular assist device therapy for burned-out phase of hypertrophic cardiomyopathy.** P2685  
 – O. Seguchi, T. Fujita, S. Nakajima, T. Sato, H. Sunami, M. Yanase, H. Hata, J. Kobayashi, T. Nakatani, N. Fukushima (Osaka, JP)
- Relationship between mortality and time of the best response to cardiac resynchronisation therapy in patients with congestive heart failure.** P2686  
 – A.M. Soldatova, V.A. Kuznetsov, D.V. Krinochkin, T.N. Enina (Tyumen, RU)
- Impact of patient comorbidities on post-implant outcomes among patients receiving ventricular assist devices.** P2687  
 – A. Gkouziouta, N. Kogerakis, D. Miliopoulos, E. Leontiadis, M. Kiparakis, L. Louca, G. Stavridis, S. Adamopoulos (Athens, GR)
- Who should provide care in this heart failure patient? Development of a referral tool.** P2688  
 – J. Boyne, B. Ramaekers, R. Willemsen, K. Konings, C. Knackstedt, V. Van Empel, N. Marcks, S. Bektas, N. Lencer, H.P. Brunner La Rocca (Maastricht, NL)

- Beneficial effects of physical exercise on functional capacity and skeletal muscle oxidative stress in rats with aortic stenosis-induced heart failure.** P2689  
 – M.J. Gomes, P.F. Martinez, L.U. Pagan, A.R.R. Lima, R.L. Damatto, M.D.M. Cezar, A.A.H. Fernandes, D.C. Fernandes, F.R. Laurindo, K. Okoshi, M.P. Okoshi (Botucatu and São Paulo, BR)
- Atrial fibrillation increased mortality in acute heart failure patients with preserved but not reduced ejection fraction.** P2690  
 – Y.Y. Go, S.Y. Chia, L.L. Sim, F.R. Jaufferally, D. Sim, T.K. Lim (Singapore, SG)
- CorVue algorithm activation to predict heart failure in ICD patients: first real life evaluation. Wasting energy?** P2691  
 – J. Benezet Mazuecos, J.A. Palfy, J. Martinez Milla, M. Lopez Castillo, J.A. Iglesias, P. Sanchez-Borque, A. Miracle, J.M. Rubio, J. Farre (Madrid, ES)
- Three dimensional echo guided LV lead position selection in CRT: does it make any difference.** P2692  
 – M.A. Abdelhamid, H. Badran, J.K. Zarif, T.M. Rashid (Cairo, EG)
- CARDIAC REHABILITATION: AN ESSENTIAL SERVICE**
- Improvement in exercise capacity during cardiac rehabilitation following acute myocardial infarction and subsequent long term clinical outcome.** P2693  
 – E. Maor, A. Israel, N. Shlomo, B. Tzur, D. Rott, N. Gang, I. Hay, I. Goldenberg, R. Klempfner (Tel Hashomer, IL)
- Cardiac rehabilitation after transcatheter aortic valve implantation: experience of one hospital center.** P2694  
 – J. Almeida, T. Dias, C. Guerreiro, E. Vilela, S. Torres, L. Campos, F. Miranda, A. Rodrigues, P. Braga, J. Ribeiro, M. Teixeira, V. Gama (Porto, PT)
- The influence of intensified cardiac rehabilitation on telomere length after acute coronary syndrome.** P2695  
 – L. Hajtman, E. Toth-Zsomboki, Z.S. Horvath, A. Kovacs, S. Lee, G.Y. Fekete, A. Tahy, E. Kuklis, P. Lakatos, L. Kohut, J. Kosa, B. Balla, R. Kiss (Budapest and Balatonfüred, HU)
- Respiratory muscle training improves hemodynamic function, chemoreflex response, heart rate variability and respiratory mechanics in rats with heart failure.** P2696  
 – R. Jaenisch, E. Quagliotto, C. Chechi, L. Calegari, F. Dos Santos, A. Borghi-Silva, P. Dal Lago (Porto Alegre, São Paulo and São Carlos, BR)
- Improvement of nutritional status and dietary intake is closely associated with functional recovery by cardiac rehabilitation in elderly heart failure patients.** P2697  
 – S. Katano, A. Hashimoto, K. Ohori, R. Yoshida, T. Fujito, A. Watanabe, R. Yanase, R. Honma, K. Tsuchihashi, M. Katayose, T. Miura (Sapporo, JP)
- Exercise-based cardiac rehabilitation for adults with atrial fibrillation.** P2698  
 – S.S.R. Risom, A.D.Z. Zwisler, P.P.J. Johansen, K.L.S. Sibillitz, J.L. Lindschou, R.S.T. Taylor, C.G. Gluud, J.H.S. Svendsen, S.K.B. Berg (Copenhagen and Odense, DK; Exeter, UK)
- Identification of main barriers to cardiac rehabilitation at different levels from admission to participation.** P2699  
 – C.B. Graversen, M.B. Johansen, M.L. Larsen (Aalborg, DK)
- Impact of nutritional status as an independent predictor of the major cardiovascular events after the completion of comprehensive cardiac rehabilitation: estimation by geriatric nutritional risk index.** P2700  
 – M. Ehara, K. Shibata, N. Iritani, T. Kameshima, M. Konaka, K. Murase, T. Ohtani, Y. Higashida, A. Segi, Y. Ohkawa, S. Yamada, T. Suzuki (Nagoya and Toyohashi, JP)
- Promotion of home-based physical training as secondary prevention of coronary heart disease: a pilot web-based controlled trial.** P2701  
 – A. Torri, C. Panzarino, R. De Maria, A. Scaglione, M. Modica, B. Bordoni, R. Redaelli, M. Ferratini (Milan, IT)
- Prognostic impact of cardiac rehabilitation program after STEMI.** P2702  
 – I. Silveira, M.J. Sousa, B. Brochado, R. B Santos, M. Trepa, A. Barreira, S. Magalhaes, J. Preza Fernandes, A. Luz, S. Torres (Porto, PT)
- Multicomponent cardiac rehabilitation in patients after transcatheter aortic valve implantation (TAVI) - course of functioning and quality of life.** P2703  
 – H. Voller, S. Eichler, A. Harnath, J. Nothoff, C. Butter, M. Schikora, K. Wegscheider, A. Salzwedel (Rüdersdorf, Potsdam, Cottbus, Burg, Bernau bei Berlin and Hamburg, DE)
- Cardiopulmonary effects of a resistance training program in patients with coronary artery disease during aerobic and resistance exercise. A randomized trial.** P2704  
 – F. Rossi Caruso, J.C. Bonjorno Junior, R.G. Mendes, V. Arakelian, D. Bassi, A. Borghi-Silva (Sao Carlos, BR)
- Supervised exercise training increases the eicosapentaenoic acid-to-arachidonic acid ratio in patients with acute coronary syndrome.** P2705  
 – M. Araki, S. Kuhara, M. Kitagawa, H. Takami, K. Kashiwama, Y. Muraoka, Y. Sanuki, Y. Tsuda, S. Sonoda, Y. Otsuji (Kitakyushu, JP)
- Prevalence of mild cognitive impairment in patients after an acute coronary syndrome in cardiac rehabilitation.** P2706  
 – H. Voller, M.D. Heidler, A. Rieck, M. Schikora, K. Haubold, M. Joebges, A. Salzwedel (Rüdersdorf, Potsdam and Bernau bei Berlin, DE)
- Gender differences in effect of cardiac rehabilitation among patients with atrial fibrillation treated with radiofrequency ablation results from the copenheart RFA trial.** P2707  
 – M.K. Wagner, A.D. Zwisler, S.S. Risom, J.H. Svendsen, A.V. Christensen, S.K. Berg (Copenhagen and Odense, DK)
- Reorganizing cardiac rehabilitation in myocardial infarction survivors towards an individualized, nurse-led program leads to improved levels of risk factors and better use of resources.** P2708  
 – H. Michelsen, M. Nilsson, F. Schersten, A. Schiopu, M. Leosdottir (Malmö, SE)

- Asymptomatic hyperuricemia in patients who are on the cardiovascular rehabilitation after coronary events.** P2709  
 – I. Tasic, S. Kostic, V. Skakic, J. Cvetkovic, A. Djordjevic, M. Karadzic, M. Rihter, M. Nikolic, D. Djordjevic, S. Andonov, D. Tasic (Niš and Niska Banja, RS; Washington, US)
- Early post-discharge assessment clinic in improving recruitment rate of phase 2 cardiac rehabilitation program.** P2710  
 – C.P. Wong, S. Lim, A. Tamilarase, J. Wen, G. Chang, T.N. Kre, J. Tang, C.W. Lee, K.L. Leow, M. Liang, T.K. Ang, L.F. Ling, S.S. Imran, D. Soon, H.Y. Ong (Singapore, SG)
- BALANCED NUTRITION – MISSION IMPOSSIBLE?**
- The “origin” of cardiovascular risk study. cardiac structural changes at the onset of overweight in an Italian cohort of preschool children.** P2711  
 – V. Sanguigni, A. Masotti, R. Sorge, A. Baldassarri, M.P. Graziani, D. Pastori, M. Chinali, M. Manco (Rome, IT)
- Bariatric surgery improved plasma NTproANP natriuretic response, endothelial progenitor cells and myocardial strain in response to BNP infusion in morbid obese.** P2712  
 – P.S.S. Lee, A. Shabbir, T.C. Yeo, H.C. Tan, A.M. Richards, K.K. Poh (Singapore, SG)
- Obesity and statins: the weight of the real life: does body mass index impact the choice of lipid lowering treatment?** P2713  
 – D. Lautsch, A.K. Gitt, J. Ferrieres, M. Horack, P. Brudi, B. Ambegaonkar (Kenilworth, US; Ludwigshafen, DE; Toulouse, FR)
- Association of fto rs9939609 gene polymorphism with metabolic health in obese patients in the population-based sample.** P2714  
 – M. Boyarinova, A. Orlov, O. Rotar, A. Alieva, E. Moguchaya, N. Khromova, V. Solntsev, E. Baranova, A. Kostareva, A. Konradi (St. Petersburg, RU)
- Comparison of anthropometric measures of obesity in the association with coronary artery calcification in the general Japanese population.** P2715  
 – Y. Sugimoto, T. Hisamatsu, K. Miura, S. Kadowaki, A. Kadota, M. Zaid, S. Torii, N. Miyagawa, A. Satoh, Y. Saitoh, M. Yamazoe, H. Arima, A. Fujiyoshi, A. Sekikawa, H. Ueshima (Otsu, JP; Pittsburgh, US)
- A prospective study of leukocyte DNA copy number and new onset metabolic syndrome: The ARIRANG study.** P2716  
 – J.Y. Kim, J.W. Sohn, J.W. Lee, Y.J. Youn, M.S. Ahn, S.G. Ahn, B.S. Yoo, S.H. Lee, J. Yoon, J.B. Park (Wonju and Seoul, KR)
- Inverse association between arterial stiffness, wave reflections and central obesity in males with metabolic syndrome: a cross-sectional cohort study.** P2717  
 – N. Ioakeimidis, C. Vlachopoulos, P. Pietri, D. Terentes-Printzios, N. Maggas, I. Koutagiar, M. Abdelrasoul, I. Skoumas, C. Stefanadis, D. Tousoulis (Athens, GR)
- Does vitamin D supplementation alter plasma adipokine concentrations? a systematic review and meta-analysis of randomized controlled trials.** P2718  
 – M. Dinca, M.C. Serban, A. Sahebkar, D.P. Mikhailidis, P.P. Toth, S.S. Martin, M.J. Blaha, M. Blucher, C. Gurban, P. Penson, E.D. Michos, A.V. Hernandez, S.R. Jones, M. Banach (Leuven, BE; Timisoara, RO; Mashhad, IR; London and Liverpool, UK; Baltimore and Cleveland, US; Leipzig, DE; Lodz, PL)
- Pericardial adiposity trajectory during long-term dietary intervention.** P2719  
 – G. Tsaban, A. Wolak, H. Avni, Y. Gepner, I. Shelef, D. Schwarzfuchs, U. Ceglarek, M. Stumvoll, M. Blucher, J. Thiery, Y. Henkin, D. Diker, M.J. Stampfer, A. Rudich, I. Shai (Beer Sheva, Jerusalem and Petah Tikva, IL; Leipzig, DE; Boston, US)
- The association of protein-energy wasting, progression of renal insufficiency and cardiovascular events in patients with pre-dialysis chronic kidney disease.** P2720  
 – H. Takahashi, M. Hasegawa, H. Ishii, J. Ishii, Y. Ozaki, T. Murohara, Y. Yuzawa (Toyoake and Nagoya, JP)
- Sustained dietary counseling throughout 3 years improves dietary intake and cardiovascular risk factors in adults: the pep family heart study.** P2721  
 – P. Schwandt, E. Liepold, T. Bertsch, G.M. Haas (Munich and Nuremberg, DE)
- Combination of geriatric nutritional risk index and C-reactive protein improves the prediction of cardiovascular mortality in incident haemodialysis therapy.** P2722  
 – D. Kamoi, H. Ishii, H. Takahashi, N. Umemoto, T. Sakaibara, T. Aoyama, S. Oshima, T. Murohara (Nagoya and Toyoake, JP)
- The nutritional effect of the WASHOKU-modified DASH diet in participants with untreated high-normal blood pressure or stage 1 hypertension.** P2723  
 – A. Kawamura, K. Kajiya, H. Kishi, J. Inagaki, M. Mitarai, H. Oda, S. Umemoto, S. Kobayashi (Ube and Tsukuba, JP)
- Obesity-related changes in clinical parameters and conditions in a longitudinal population-based epidemiological study.** P2724  
 – M. Oguri, T. Sumi, T. Fujimaki, H. Horibe, K. Kato, T. Murohara, K. Matsui, I. Takeuchi, Y. Yamada (Kasugai, Inabe, Tajimi, Nagoya and Tsu, JP)
- Waist circumference versus other obesity parameters as prognosticators of coronary artery disease in essential hypertension.** P2725  
 – D. Konstantinidis, C. Tsioufis, K. Dimitriadis, E. Andrikou, D. Flessas, D. Aragiannis, A. Kasiakogias, S. Galanakis, G. Peskesis, T.H. Kalos, D. Roussos, D. Tousoulis (Athens, GR)
- Vegetarian, vegan diets and multiple health outcomes: a systematic review with meta-analysis of observational studies.** P2726  
 – M. Dinu, G. Pagliai, A. Casini, F. Sofi (Florence, IT)

- Prediction of mortality and cardiovascular events in 6 years, using 24-hours urinary sodium in a healthy Thai population.** P2727  
 – P. Jongviriyavong, P. Valthesatokit, T. Yingchoncharoen, O. Anupriawan, K. Donsakul, S. Yamwong, P. Sritara (Bangkok and Nonthaburi, TH)
- The associations of obesity with left atrial reservoir capacity, strain and stiffness in a large asymptomatic Asian population based on WHO guideline.** P2728  
 – Y.H. Lai, M.E. Liu, C.H. Su, H.I. Yeh, J.Y. Hou, C.L. Hung (Hsin-Chu and Taipei, TW)
- Healthy School, Happy School: randomized clinical trial designed to stop obesity in children.** P2729  
 – D.S. Shneid Schuh, L.P. Pellanda, M.R. Ribas, G.C. Candido, D.M. Moraes, A.F. Finger, R.Z. Zen, S.B. Barbiero, S.P. Hattge Junior (Porto Alegre, BR)
- MANAGING RISK FROM BEHAVIOUR AND ENVIRONMENT**
- Fetal growth restriction is associated with cardiac remodeling at preadolescent age.** P2730  
 – M. Rodriguez-Lopez, S.I. Sarvari, A. Sepulveda-Martinez, M. Sitges, E. Gratacos, B. Bijmens, F. Crispi (Barcelona, ES; Oslo, NO)
- The use of a highly-efficient facemask to protect against the acute cardiovascular effects of dilute diesel exhaust exposure.** P2731  
 – J.P. Langrish, J. Unosson, J. Pourazar, C. Stannett, N.L. Mills, D.E. Newby, A. Blomberg, T. Sandstrom, J. Bosson (Oxford and Edinburgh, UK; Umeå, SE)
- Black carbon chronic exposure is associated with subclinical cardiovascular damage in Nepalese individuals.** P2732  
 – K. Ujka, R.M. Bruno, A. Cogo, L. Bastiani, A. Marinoni, E. Bernardi, P. Sdringola, N. Dikic, B. Basyal, S. Sundarshan Bhandari, B. Basnyat, P. Bonasoni, L. Pratali (Pisa, Ferrara, Bologna and Perugia, IT; Belgrade, RS; Kathmandu, NP)
- Heat wave in summer is a formidable causing acute myocardial infarction in outdoor workers.** P2733  
 – T. Toshima, S. Nishiyama, T. Watanabe, M. Wanezaki, A. Hirayama, T. Arimoto, H. Takahashi, T. Shishido, T. Miyamoto, I. Kubota (Yamagata, JP)
- Different phenotypes of cardiac remodeling in growth restricted fetuses.** P2734  
 – M. Rodriguez-Lopez, M. Cruz-Lemini, B. Valenzuela-Alcaraz, L. Garcia-Otero, M. Sitges, B. Bijmens, E. Gratacos, F. Crispi (Barcelona, ES; Queretaro, MX)
- Can air pollution break your heart?** P2735  
 – A. Roznowska, A. Nowacka, A. Przystup, M. Fijałkowski (Gdansk, PL)
- Adult height associates with the extent of angiographic coronary artery disease.** P2736  
 – E. Bjornsson, G. Thorgeirsson, T. Gudnason (Reykjavik, IS)
- Burden of influenza on hospitalizations for cardiovascular diseases in the tropics.** P2737  
 – J. Yap, L.W. Ang, V. Lee, W.Q. Chng, F.R. Jaufferally, C.S.P. Lam, J. Cutter, K.K. Yeo, S. Ma (Singapore, SG)
- Adherence to Mediterranean diet moderates the aggravating effect of increasing heart age: 10-year follow-up (2002-12) of the attica study.** P2738  
 – E.N. Georgousopoulou, C. Pitsavos, D.B. Panagiotakos, C. Chrysohoou, I. Skoumas, A. Kalogeropoulou, D. Tousoulis, C. Stefanadis (Athens, GR)
- Mediterranean diet and antioxidants intake: relationship with asymptomatic peripheral arterial disease in a population of pre-menopausal women.** P2739  
 – A.V. Mattioli, S. Pennella, A. Manenti, M. Migaldi, A. Farinetti (Modena and Bologna, IT)
- The olive constituent oleuropein markedly reduces serum triglycerides via PPARalpha activation.** P2740  
 – F. Malliou, I. Andreadou, F.J. Gonzalez, A. Lazou, E. Xepapadaki, I. Vallianou, G. Lambrinidis, E. Mikros, M. Marselos, L. Skaltsounis, M. Konstandi (Ioannina, Athens, Thessaloniki and Patras, GR; Bethesda, US)
- Varenicline vs. nicotine replacement therapy: a prospective study of changes in arterial stiffness, endothelial glycocalyx and oxidative stress in smokers during 1 year follow-up.** P2741  
 – I. Ikonomidis, K. Kourea, D. Vlastos, M. Marinou, S. Vlachos, M. Varoudi, K. Tympas, N. Liarakos, I. Andreadou, H. Triantafyllidi, G. Pavlidis, E. Tsougos, J. Lekakis (Athens, GR)
- Cigarette smoke extract abrogates atheroprotective effects of high laminar flow on endothelial function.** P2742  
 – H. Morawietz, S. Giebe, N. Cockcroft, K. Hewitt, M. Brux, C. Brunssen (Dresden, DE; Southampton, UK)
- Evaluation of periprocedural inflammatory response and myocardial injury associated with cigarette smoking in patients undergoing elective percutaneous coronary intervention.** P2743  
 – C.L. Garzillo, F.S. Brito Jr, F.R. Mattos, M. Gaz, F.H. Rached, T.C.D.C. Nascimento, M.A. Perin, R. Kallil-Filho, C.V. Serrano Jr (São Paulo, BR)
- The smoker's paradox in acute coronary syndrome - Is it real?** P2744  
 – M. Coutinho Cruz, R. Ilhao Moreira, A. Abreu, A.T. Timoteo, M. Nogueira, A. Monteiro, G. Portugal, P. Pinto Teixeira, S. Aguiar Rosa, I. Rodrigues, L. Almeida Morais, P. Modas Daniel, R. Carvalho, L. Ferreira, R. Cruz Ferreira (Lisbon, PT)
- Different roles of monocyte chemoattractant protein-1 in smokers and nonsmokers.** P2745  
 – S. Shimada, M. Komiyama, K. Ono, H. Wada, H. Yamakage, N. Asahara, M. Akao, T. Morimoto, Y. Takahashi, K. Hasegawa (Kyoto, Shizuoka and Nara, JP)
- Impact of secondhand smoke exposure on blood pressure and serum lipid levels.** P2746  
 – S.-H. Kang, S. Kim, D.-H. Han, T.-J. Youn, I.-H. Chae, D.-J. Choi (Seongnam, KR)
- Changes in adipocytokine levels and abdominal obesity after smoking cessation.** P2747  
 – M. Komiyama, H. Wada, H. Yamakage, N. Asahara, S. Shimada, A. Shimatsu, T. Morimoto, Y. Takahashi, K. Hasegawa (Kyoto and Shizuoka, JP)
- Relationship between cardiovascular health and employment status of the population in Western Siberia region.** P2748  
 – S.A. Maksimov, D.P. Tsygankova, G.V. Artamonova (Kemerovo, RU)

- Higher adherence to Mediterranean diet is associated with lower risk of overall mortality in subjects with cardiovascular disease: prospective results from the MOLI-SANI study.** P2749  
 – M. Bonaccio, A. Di Castelnuovo, S. Costanzo, M. Persichillo, M.B. Donati, G. De Gaetano, L. Iacoviello (Pozzilli, IT)
- Comparing Friedewald & novel calculations for estimating low-density lipoprotein cholesterol goal attainment using national health and nutrition examination survey data: implications for patient care.** P2750  
 – P.P. Toth, K.M. Henriksson, M.K. Palmer (Sterling, US; Mölndal, SE; Manchester, UK)
- VALVULAR DISEASE**
- Prognosis of asymptomatic versus symptomatic patients with severe aortic stenosis.** P2751  
 – N. Kanamori, T. Taniguchi, T. Morimoto, K. Ando, K. Murata, T. Kitai, Y. Kawase, C. Izumi, H. Mitsuoka, M. Kato, Y. Hirano, K. Nagao, R. Sakata, T. Aoyama, T. Kimura (Shimada, Kyoto, Nishinomiya, Kokura, Shizuoka, Kobe, Kurashiki, Tenri, Ikoma, Osakasayama and Osaka, JP)
- Long-term risk stratification with low-dose dobutamine testing in asymptomatic low-flow patients with severe aortic stenosis and normal ejection fraction.** P2752  
 – M. Banovic, V. Brkovic, B. Vujisic-Tesic, M. Jaukovic, I. Nedeljkovic, D. Popovic, D. Trifunovic, A. Ristic (Belgrade, RS)
- Impact of genotype on the progression of calcific aortic valve stenosis (prospective study).** P2753  
 – O.I. Boeva, E.V. Shcheglova, A.V. Yagoda, G.Y. Khayt, Z. C.H. Chotchaeva, M. K.H. Baikulova, A.I. Laipanova (Stavropol, RU)
- Procedural and clinical predictors for 30 day stroke after transfemoral TAVI.** P2754  
 – S. Fateh-Moghadam, A. Prinz, S. Voesch, T. Geisler, M. Gawaz, W. Bocksch (Tübingen, DE)
- Age, gender, and valve phenotype as determinants for significant aortic valve dysfunction in adults with bicuspid aortic valves: insights from a large Korean registry.** P2755  
 – S.Y. Lee, C.Y. Shim, D. Kim, J. Seo, I.J. Cho, H.J. Chang, G.R. Hong, J.W. Ha, N. Chung (Seoul, KR)
- Prognostic impact of aortic regurgitation after TAVI: Effect of kidney function.** P2756  
 – M. Possner, J. Vontobel, D.L. Nguyen, C. Zindel, E.W. Holy, S.F. Staempfli, M. Zuber, P.A. Kaufmann, F. Nietlisbach, F. Maisano, M. Niemann, F.C. Tanner (Zurich, CH)
- Thoracic spinal analgesia improves outcomes after transapical aortic valve implantation.** P2757  
 – M. Silaschi, E. Alcock, F. Keshavarzi, O. Aldalati, P. MacCarthy, R. Dworakowski, O. Wendler (London, UK)
- Impact of the left ventricular mass index on the outcomes of conservatively managed severe aortic stenosis: a report from the CURRENT AS registry.** P2758  
 – E.M. Minamino-Muta, T.K. Kato, T.T. Taniguchi, T.M. Morimoto, K.S. Sasaki, M.F. Funasako, M.M. Morishima, E.N. Nakane, S.M. Miyamoto, T.I. Izumi, T.H. Haruna, K.U. Ueyama, M.I. Inoko, R.S. Sakata, T.K. Kimura (Kyoto, Nishinomiya, Hyogo and Osaka, JP)
- Ideal cardiovascular health and the prevalence and severity of aortic stenosis in the elderly.** P2759  
 – M. Sengeloev, S. Cheng, T. Biering-Soerensen, K. Matsushita, S. Konety, A.R. Folsom, S.D. Solomon, A.M. Shah (Boston, Baltimore and Minneapolis, US)
- Age nulls the obesity “paradox” in patients with severe aortic stenosis undergoing surgical aortic valve replacement.** P2760  
 – E. Barasch, D. Alexandru, F. Petillo, S. Pollack (Roslyn, US)
- Choice of balloon-expandable versus self-expanding transcatheter aortic valve impacts hemodynamics differently according to aortic annulus size.** P2761  
 – R. Waksman, T. Rogers, A. Steinvil, R. Torguson, J. Gai, E. Koifman, S. Kiramijyan, L. Satler, I. Ben-Dor, A. Pichard (Washington, US)
- Worsening renal function after transcatheter aortic valve implantation is associated with higher long-term mortality.** P2762  
 – G. Vavilis, M. Evans, T. Jernberg, A. Ruck, K.E. Szummer (Stockholm, SE)
- Impact of obstructive sleep apnea on outcomes in patients undergoing transcatheter aortic valve replacement.** P2763  
 – S. Aggarwal, R.S. Loomba, V.M. Alla, C. Hunter, R.R. Arora, A. Mooss (Omaha, Milwaukee and North Chicago, US)
- High-throughput screening identifies novel polyacrylates for human aortic valve interstitial cells growth and physiologic differentiation in a 3D environment.** P2764  
 – R. Santoro, S. Venkateswaran, R. Zhang, G. Polvani, F. Amadeo, M. Bradley, M. Pesce (Milan, IT; Edinburgh, UK)
- Characterization of left ventricular mechanics and left ventricular mass regression after aortic valve replacement: comparison between aortic stenosis and aortic regurgitation.** P2765  
 – E.M. Vollema, S. Van Wijngaarden, E.A. Pihadi, M. Leung, M.V. Regeer, A.C. Ng, S.H. Ewe, N.A. Marsan, J.J. Bax, V. Delgado (Leiden, NL)
- Bailout transcatheter aortic valve implantation after aborted sternotomy at the time of surgical aortic valve replacement: a multicenter study.** P2766  
 – I.J. Amat Santos, J. Castrodeza, V. Serra, L. Nombela-Franco, D.R. Brinster, E. Gutierrez-Ibanes, P. Tornos, M. Camero, C.E. Ruiz, S. Di Stefano, J. Tobar, C. Cortes, I. Morquecho, J.A. San Roman (Valladolid, Barcelona and Madrid, ES; New York, US)
- Extent, timing and pattern of left ventricular remodeling after balloon mitral valvuloplasty: an MRI study.** P2767  
 – A. Samaan, K. Said, W. El Aroussy, A. Hassan, M. Hassan, A. El Faramawy, S. Romeih, M.E. Fawzy, M. Yacoub (Cairo and Aswan, EG)
- Does tricuspid annuloplasty increases surgical mortality and morbidity during mitral valve replacement?** P2768  
 – C. Verdonk, A. Darmon, C. Cimadevilla, L. Lepage, P. Nataf, A. Vahanian, D. Messika-Zeitoun (Paris, FR)
- Left atrial size is an important predictor of long-term mortality after mitral valve surgery.** P2769  
 – G. Freitas Coutinho, P. Correia, C. Branco, M.J. Antunes (Coimbra, PT)

- Mitral valve resistance and its relation to mitral stenosis severity.** P2770  
 – I. El-Dosouky, A.M.I.R. Meshrif (Zagazig and Mansoura, EG)
- Impact of immediate residual mitral regurgitation following mitralclip repair on outcomes.** P2771  
 – P. Ng, W.Q. Chng, S.P. Chan, J. Yip, H.C. Tan, T.C. Yeo, E. Tay (Singapore, SG)
- Safety and short-term efficacy of percutaneous mitral valvuloplasty in patients with advanced heart failure and severe functional mitral regurgitation.** P2772  
 – A. Emanuelli, V. Crescio, C. Raineri, M. Ferrario, G. Crimi, M. Fiini, S. Ghio, L. Scelsi, M. Previtali, F. Gazzoli, A. Mazzola, F. Valsecchi, M. Maurelli, S. De Servi, L. Oltrona Visconti (Pavia, IT)
- Detection of murine bacterial endocarditis via targeting of activated platelets using a molecular imaging contrast agent.** P2773  
 – T. Heidt, P. Huber, S. Kirschnick, D. Von Elverfeldt, C. Wadle, I. Neudorfer, H. Seung, G. Haecker, K.H. Peter, C. Bode, C. Von Zur Muhlen (Freiburg, DE; Melbourne, AU)
- Nosocomial infective endocarditis over the last lustrum. Same stage, different characters.** P2774  
 – C. Ferrera Duran, I. Vilacosta, C. Olmos, C. Fernandez Perez, J. Lopez, C. Sarria, M. Camero, L. Maroto, D. Vivas, A. Freitas Ferraz, G. Tirado, C. Sanchez Enrique, P. Garcia Granja, C. Saez, J.A. San Roman (Madrid and Valladolid, ES)
- Should diuretic first attempted in patients with severe secondary tricuspid regurgitation?** P2775  
 – H.L. Doan, L. Oliver, T. D'Humieres, L. Faivre, J.-L. Monin, J.-L. Dubois Rande, P. Lim, J. Ternacle (Créteil, FR)
- The Association of Inteleukin (IL)-17 and IL-23 with rheumatic mitral stenosis.** P2776  
 – M.Z. Bilik, N. Polat, I. Kaplan, M.A. Akil, A. Halit, M. Yuksel, M. Aydin, A. Akyuz, N. Toprak (Diyarbakir, TR)
- Regurgitation of atrio-ventricular valve should be repaired by Glenn procedure in Fontan candidate patients.** P2777  
 – Y. Hamamichi, S. Kuwata, A. Katou, T. Matsui, Y. Horimoto, M. Saitou, T. Ishii, A. Inage, Y. Nakamot, T. Ueda, S. Yazaki, T. Yoshikawa (Tokyo, JP)
- CHRONIC PULMONARY HYPERTENSION**
- Experience in the pulmonary arterial hypertension management over 30 years: insights of a national reference center.** P2778  
 – C.A. Quezada-Loaiza, L. Moran, C. Jimenez Lopez Guarch, M.J. Ruiz Cano, M.A. Gomez Sanchez, A. Flox-Camacho, M.T. Velazquez, A. De Pablo-Gafas, R. Del Pozo-Rivas, J.F. Delgado-Jimenez, P. Escribano-Subias (Madrid and Talavera de la Reina, ES; Bad Oeynhausen, DE)
- Lung transplantation for pulmonary arterial hypertension, the multidisciplinary approach from an expert center.** P2779  
 – C.A. Quezada-Loaiza, A. De Pablo Gafas, M. Real, V. Perez, L. Juarros, R. Alonso, M. Cortes, P. Escribano-Subias, P.A. Gamez (Madrid, ES)
- Factors prohibiting progression to prostanoid therapy in patients with pulmonary arterial hypertension and CTEPH who remain in functional class III or above despite maximal oral therapy.** P2780  
 – H. Nashat, C. Harries, L. Parfitt, R. Alonso-Gonzalez, L. Price, M. Gatzoulis, S.J. Wort, K. Dimopoulos (London, UK)
- Effects of sildenafil in patients with persistent pulmonary hypertension after left prosthetic valvular replacement at rest and during dobutamine stress according to the hemodynamic phenotype.** P2781  
 – E. Domingo, J. Grignola Rial, L. Fernandez, R. Aguilar, A. Roman (Barcelona and Madrid, ES; Montevideo, UY)
- Initial combination with bosentan and sildenafil as compared with initial monotherapy with the same drugs in patients with pulmonary arterial hypertension: a case-control, multicentre study.** P2782  
 – M. Palazzini, N. Hirani, F. Dardi, J. Weatherald, C. Bachetti, M.V. Thakrar, G. Mazzanti, D. Helmersen, A. Manes, E. Gotti, A. Rinaldi, A. Albini, E. Monti, D. Guarino, N. Galie' (Bologna, IT; Calgary, CA)
- Effect of calcium channel blockers on exercise capacity in idiopathic pulmonary arterial hypertension responding to acute pulmonary vasoreactivity testing.** P2783  
 – Y. Tang (Beijing, CN)
- Ablation of supraventricular arrhythmias in patients with pulmonary hypertension.** P2784  
 – Y.J. Qi, M. Tang, Z.H.H. Liu, C.H.M. Xiong, X.H. Ni, Q. Luo, Z.H. Zhao, Y. Wu, X.Q. Xu, X. Jiang, Z.H.C.H. Jing (Beijing, CN)
- Pharmacokinetic interactions in different combinations of specific pulmonary arterial hypertension treatment.** P2785  
 – S. Harutyunova, J. Ohnesorge, B. Egenlauf, N. Benjamin, C. Fischer, Y. Enderle, J. Burhenne, C. Nagel, C. Huppertz, A. Carls, W.E. Haefeli, E. Grunig (Heidelberg, DE)
- Change of sildenafil plasma concentrations after transition from bosentan to macitentan in pulmonary arterial hypertension.** P2786  
 – S. Harutyunova, J. Ohnesorge, B. Egenlauf, N. Benjamin, C. Fischer, Y. Enderle, J. Burhenne, A. Huppertz, A. Carls, W.E. Haefeli, E. Grunig (Heidelberg, DE)
- Von Willebrand factor multimer disruption as a biological sensor of pulmonary hypertension severity.** P2787  
 – J.C. Ray, B.S. Shapiro, J. Blackshear (Jacksonville, US)
- Selective TSC1 deletion in smooth muscle activates mTOR signaling and induces pulmonary hypertension.** P2788  
 – A. Houssaini, S. Abid, G. Derumeaux, F. Wan, A. Parpaleix, D. Rideau, E. Marcos, G. Czibik, D. Sawaki, J.L. Dubois-Rande, L. Zhenlin, M. Pende, V. Amsellem, L. Lipskaia, A. Adnot (Munich, DE; Créteil and Paris, FR)
- Deletion of smooth muscle cell proliferation regulator LR11 attenuates the hypoxia-induced pulmonary arterial remodeling with medial thickening in mice.** P2789  
 – H. Konishi, K.T. Takasu (Tokyo, JP)

- Lysyl oxidase was increased by endothelin-1 and restored by PGI2 in pulmonary artery smooth muscle cells.** P2790  
 – H. Maruyama, S. Sakai, R. Naeije, L. Dewachter, K. Aonuma (Moriya and Tsukuba, JP; Brussels, BE)
- P-selectin content in platelets is lowered in patients diagnosed with pulmonary arterial hypertension.** P2791  
 – R. Kazimierczyk, M. Jasiewicz, E. Waszkiewicz, B. Sobkowicz, W.J. Musial, K.A. Kaminski (Bialystok, PL)
- Six-minute walk test in systemic sclerosis patients.** P2792  
 – E.H. Vandecasteele, K. Melsens, F. De Keyser, M. De Pauw, E. Deschepper, S. Decuman, Y. Piette, G. Brusselle, V. Smith (Ghent, BE)
- Noninvasive echocardiography assessment of group 3 severe pulmonary hypertension.** P2793  
 – R. Jiang, C. Wu, B. Pudasaini, L. Wang, Q.-H. Zhao, S.-G. Gong, J. He, J. Guo, P. Yuan, J. Guo, Z.-C. Jing, J.-M. Liu (Shanghai, CN)

**CARDIOMYOPATHIES**

- Survival with bortezomib in light chain cardiac amyloidosis: a boon that lessens the gloom.** P2794  
 – A. Singh, J.P. Laubach, H.I. Geller, T. Mirto, D. Dupee, R.H. Falk (Boston, US)
- Autonomic dysfunction and prediction of long term survival in transthyretin amyloidosis.** P2795  
 – V. Algalarrondo, T. Antonini, M. Theaudin, D. Chemla, A. Benmalek, C. Lacroix, D. Catstaing, C. Cauquil, S. Dinanian, L. Eliahou, D. Samuel, D. Adams, D. Le Guludec, M.S. Slama, F. Rouzet (Clamart, Villejuif, Le Kremlin-Bicêtre, Chatenay-Malabry and Paris, FR)
- Cardiac mutated transthyretin amyloidosis (m-ATTR): genotype-phenotype correlations.** P2796  
 – R. Mussinelli, F. Salinaro, M. Boldrini, C. Rapezzi, F. Perfetto, F. Cappelli, T. Perrone, G. Palladini, L. Obici, G. Merlini, S. Perlini (Pavia, Bologna and Florence, IT)
- Left-dominant arrhythmogenic cardiomyopathy due to the novel desmin mutation glu401asp.** P2797  
 – F.B.J. Bermudez-Jimenez Francisco, J.J.J. Jimenez-Jaimez Juan, L.M.E. Lopez-Moreno Erika, M.R.R. Macias-Ruiz Rosa, A.A.B. Alvarez-Abril Beatriz, M.L.M. Molina-Lerma Manuel, S.M.P. Sanchez-Millan Pablo, A.L.M. Alvarez-Lopez Miguel, T.S.L. Tercedor-Sanchez Luis (Granada, ES)
- Novel mutations in DSP codifying truncated proteins.** P2798  
 – E. Zatarain, M.A. Espinosa-Castro, I. Mendez-Fernandez, S. Cuenca Parra, M. Tamargo-Delpon, C. Medrano-Lopez, R. Alvarez-Gonzalez-Rodes, R. Yotti-Alvarez, F. Fernandez-Aviles (Madrid, ES)
- A decrease in glycolytic metabolism in noncompaction cardiomyopathy - Insights into pathophysiological mechanisms.** P2799  
 – M. Dantas Tavares De Melo, M. Clementina Giorgi, R. Nery Dantas Junior, C. Rocon De Lima, J. Roberto Parga Filho, J. Soares Junior, J. Claudio Meneghetti, A. Luiza Bierrenbach, E. Alcides Bocchi, V.M.C. Salemi (São Paulo, BR)
- Dilated cardiomyopathy as a syndrome: results of complex etiologic diagnostics using myocardial biopsy.** P2800  
 – O.V. Blagova, A.V. Nedostup, E.A. Kogan, V.P. Sedov, E.V. Zaklyazminskaya, A.E. Donnikov, V.V. Kadochnikova, A.G. Kupriyanova, V.A. Zaidenov, V.A. Sulimov (Moscow, RU)
- Relationship of galectine-3 and NT-proBNP circulating levels with cardiac hypertrophy and function in patients with sarcomeric hypertrophic cardiomyopathy.** P2801  
 – D. Brito, C. Calisto, R. Pires, M.M. Mendes-Pedro, F. Goncalves, O. Moldovan, D. Silva, T. Gimaraes, A.R. Francisco, F. Pinto, H.C. Madeira (Lisbon, PT)
- Association of circulating levels of collagen turnover biomarkers with the phenotype in a population with sarcomeric hypertrophic cardiomyopathy.** P2802  
 – D.A. Brito, M.M. Mendes-Pedro, C. Calisto, R. Pires, O. Moldovan, D. Silva, A.R. Francisco, T. Gimaraes, F. Pinto, H.C. Madeira (Lisbon, PT)
- Late onset arrhythmogenic cardiomyopathy: clinical features and prognosis.** P2803  
 – A. Protonotarios, A. Anastasakis, L. Antoniadis, P. Sotiropoulou, D. Tousoulis, A. Tsatsopoulou (Naxos and Athens, GR; Nicosia, CY)
- Prognostic power of proBNP in left ventricular non-compaction cardiomyopathy.** P2804  
 – S.F. Stampfli, L. Erhart, N. Hagenbuch, B.E. Stahli, C. Gruner, M. Greutmann, M. Niemann, B.A. Kaufmann, R. Jenni, L. Held, F.C. Tanner (Zurich and Basel, CH; Furtwangen, DE)
- Methotrexate reduces TNF-alpha and beta adrenergic receptor expression and improves left ventricle function in induced Takotsubo myocardial pathology in rats.** P2805  
 – D.L. Bispo, M.C. Guido, A.F. Marques, E.R. Tavares, M.D. Melo, V.M. Salemi, R.C. Maranhao (São Paulo, BR)
- Early identification of myocardial dysfunction of the genotype positive/phenotype negative hypertrophic cardiomyopathy patients with three-dimensional speckle tracking echocardiography.** P2806  
 – L. Liu, D. Xu, J. Wang, S. Ta, C. Sun, L. Zuo (Xian, CN)
- Clinical outcomes in patients with left ventricular non-compaction of the myocardium.** P2807  
 – G. Casas, G. Oristrell, M. Borregan, L. Gutierrez, G. Teixido, L. Galian, G. Maldonado, A. Fernandez, V. Pineda, M.T. Gonzalez-Alujas, D. Garcia-Dorado, A. Evangelista, J.F. Rodriguez-Palomares (Barcelona, ES)
- Impact of the implementation of a multidisciplinary sudden death protocol.** P2808  
 – M.C. Olmo Conesa, J.P. Hernandez Del Rincon, M.P. Suarez Mier, B. Aguilera Tapia, F. Castro Garcia, D. Lopez Cuenca, M. Sabater Molina, J.M. Lopez Ayala, A.J. Simonelli Munoz, R. Banon Gonzalez, J.R. Gimeno Blanes, F. Pastor Quirante (Murcia and Madrid, ES)

**CONGENITAL HEART DISEASE**

- Prognostic value of N-terminal pro-B-type natriuretic peptide in adults with congenital heart disease.** P2809  
 – V.J.M. Baggen, A.E. Van Den Bosch, J.A. Eindhoven, J.A.A.E. Cuyper, M. Witsenburg, M. De Waart, E. Boersma, J.W. Roos-Hesselink (Rotterdam, NL)

- Interest of the totally subcutaneous S-ICD in adults with complex congenital heart diseases and absence of venous access to the heart.** P2810  
 – R. El Bouazzaoui, C. Marquie, G. Bertaux, M. Chauvin, C. Bredy, D. Klug, F. Massin, J.-L. Pasquie (Montpellier, Lille, Dijon and Strasbourg, FR)
- Safety of cardiopulmonary exercise testing in a large contemporary cohort of adults with congenital heart disease.** P2811  
 – M. Ministeri, A. Kempny, C. Montanaro, R. Alonso-Gonzalez, L. Swan, A. Uebing, M. Gatzoulis, K. Dimopoulos (London, UK)
- Employment characteristics of an adult congenital heart disease population; experience of a large tertiary centre.** P2812  
 – L.C. Pickup, T. Gaffey, S. Thorne, S. Bowater, P. Clift, L. Hudsmith (Birmingham, UK)
- Adults with congenital heart disease and supraventricular tachyarrhythmia are at high risk for stroke and death.** P2813  
 – H. Yang, J.M. Kuijpers, A.H. Zwinderman, J.R. De Groot, M. Groenink, S.M. Boekholdt, A.P.C.M. Backx, R. Dijkgraaf, C.H. Peels, M. Le Cocq D'Armandville, M. Waskowsky, B.J.M. Mulder, B.J. Bouma (Amsterdam, Harderwijk, Eindhoven, Arnhem and Zwolle, NL)
- The benefit of atrial septal defect closure in the elderly patients.** P2814  
 – M. Komar, T. Przewlocki, P. Wilkolek, L. Tomkiewicz-Pajak, B. Sobien, M. Olszowska, U. Gancarczyk, P. Podolec (Krakow, PL)
- Truncus arteriosus communis in patients over the age of 15 years - still associated with significant morbidity in a contemporary cohort.** P2815  
 – U.M.M. Bauer, D. Kececioğlu, C. Schlensak, G.P. Diller, P.C. Helm, J. Bauersachs, O. Tutarel (Berlin, Bad Oeynhausen, Tübingen, Münster and Hannover, DE)
- Diastolic pulmonary arterial pressure as a prognostic indicator for closure of atrial septal defect with severe pulmonary arterial hypertension.** P2816  
 – C. Yan, Z. Xu, S. Jiang, G. Zhang, H. Zheng, J. Jin, S. Li, H. Lv, H. Hu, H. Song, Q. Liu, J. Wang, L. Xu, Z. Zhu, K. Pang (Beijing, CN)
- LIFE IN THE CATH LAB FOR ACS**
- Total procedure time can determine long-term prognosis in acute ST-segment elevation myocardial infarction Patients.** P2817  
 – Y.H. Kim, S.-W. Rha, A.-Y. Her, B.G. Choi, S.H. Park, C.U. Choi, C.G. Park, H.S. Seo, D.J. Oh, S.Y. Choi, J.K. Byun, H. Li, S.-H. Park, J.Y. Park, J.H. Ahn (Chuncheon, Seoul, Cheonan and Gumi, KR)
- Thrombectomy during primary PCI improves TIMI flow but not clinical outcome: a real world propensity-matched analysis.** P2818  
 – G. Crimi, M. Marino, G.M. De Ferrari, M. Ferlini, A. Repetto, B. Marinoni, M. Gnecci, M. Ferrario, S. De Servi, L. Oltrona Visconti (Pavia, IT)
- Optimal balloon release pressure during stenting STEMI patients in primary PCI.** P2819  
 – O. Hamza, O. Ait Mokhtar, N. Bendaoud, A. Sik, A. Azzouz, M. Saidane, S. Benkhedda (Algiers, DZ)
- Comparison of neointimal radiation dose between low- and conventional-dose protocols in patients undergoing diagnostic coronary angiography: a randomized blinded comparison.** P2820  
 – S.M. Park, J.R. Cho, J.H. Choi, J.W. Son, K.S. Hong (Chuncheon, Seoul and Wonju, KR)
- Comparison of neointimal feature between bioabsorbable polymer everolimus eluting stent and permanent polymer everolimus eluting stent evaluated by serial angioscopy and optical coherence tomography.** P2821  
 – N. Akutsu, T. Takayama, N. Takei, T. Kougo, K. Iida, N. Murata, T. Nishida, T. Oshima, H. Haruta, D. Fukamachi, T. Hiro, A. Hirayama (Tokyo, JP)
- Superior outcomes of patients presenting with clinical indices of spontaneous reperfusion in ST-elevation ACS treated by deferred angiography.** P2822  
 – P. Fefer, R. Beigel, D. Zagher, N. Shlomo, I. Goldenberg, Z. Iakobshvili, R. Alkalay, S. Attar, S. Matetzky (Tel Aviv, Beer Sheva, Ramat Gan, Petah Tikva, Jerusalem and Nahariya, IL)
- Primary PCI for acute STEMI in the very elderly patients (≥90 years). Results of the prospective ALKK-Registry.** P2823  
 – P. Riedmaier, M. Hochadel, S. Behrens, H. Schuehlen, B. Schumacher, B. Lauer, M. Pauschinger, R. Zahn, U. Zeymer (Ludwigshafen, Berlin, Kaiserslautern, Bad Berka and Nuremberg, DE)
- Prevalence of coronary artery aneurysms in patients under the age of 50 presenting with STEMI: evaluating the impact of untreated Kawasaki disease.** P2824  
 – B.R. Waterhouse, R.M.R. Tulloh, T.W. Johnson (Bristol, UK)
- Radial access in patients with acute coronary syndromes without persistent ST-segment elevation: meta-analysis, and meta-regression.** P2825  
 – I. Porto, G. Ando, G. Montalescot, L. Bolognese, C. Trani, R.A. Harrington, D.L. Bhatt (Rome, Messina and Arezzo, IT; Paris, FR; Stanford and Boston, US)
- Impact of overlapping on long-term clinical outcomes in patients with ST-segment elevation myocardial infarction.** P2826  
 – L. Ortega-Paz, G. Giacchi, K. Ishida, S. Brugaletta, A. Cequier, A. Iniguez, A. Serra, P. Jimenez-Quevedo, V. Mainar, G. Campo, M. Trespili, P. Den Heijer, M. Valgimigli, P.W. Serruys, M. Sabate (Barcelona, Vigo, Madrid and Alicante, ES; Ferrara and Bergamo, IT; Breda, NL; Bern, CH; London, UK)
- Pharmacoinvasive strategy versus primary percutaneous coronary intervention in patients with ST-elevation myocardial infarction.** P2827  
 – D.S. Sim, M.H. Jeong, Y.K. Ahn, Y.J. Kim, S.C. Chae, T.J. Hong, I.W. Seong, J.K. Chae, C.J. Kim, M.C. Cho, S.W. Rha, J.H. Bae, K.B. Seung, S.J. Park (Gwangju, Daegu, Pusan, Daejeon, Jeonju, Seoul and Cheongju, KR)



- White thrombi in patients with ST-elevation myocardial infarction undergoing primary angioplasty: insights from optical coherence tomography and cardiac MRI.** P2828  
 – N. Carrabba, F. Ciatti, S. Pradella, A. Migliorini, R. Valenti, B. Bellandi, G. Parodi, A. Maehara, D. Antoniucci (Florence, IT; New York, US)
- Hidden high-risk lesions in patients with chest pain syndrome.** P2829  
 – A. Taruya, A. Tanaka, T. Nishiguchi, Y. Emori, Y. Ozaki, M. Orii, T. Kameyama, A. Kuroi, T. Yamano, Y. Matsuo, Y. Ino, K. Takemoto, T. Kubo, T. Hozumi, T. Akasaka (Wakayama, JP)
- Relationship between acute kidney injury definition and in-hospital mortality in ST-elevation myocardial infarction patients undergoing primary percutaneous coronary intervention.** P2830  
 – N. Cosentino, M. Moltrasio, M. Rubino, G. Crimi, S. Buratti, M. Grazi, A. Somaschini, R. Camporotondo, S. Cornara, M. De Metrio, G. De Ferrari, G. Marenzi (Milan and Pavia, IT)
- Morphine use and myocardial reperfusion in patients with acute myocardial infarction treated with primary PCI.** P2831  
 – B. Bellandi, C. Zocchi, I. Xanthopoulou, F. Scudiero, R. Valenti, A. Migliorini, D. Antoniucci, N. Marchionni, D. Alexopoulos, G. Parodi (Florence, IT; Patras, GR)
- Clinical impact of culprit lesion optical coherent tomographic finding in patients with acute myocardial infarction.** P2832  
 – H.J. Yoon, S.H. Hur, K.B. Won, J.H. Park, H.J. Bae, H.S. Park, Y.K. Cho, C.W. Nam, H.S. Kim, S.W. Han, Y.N. Kim, K.B. Kim (Daegu, KR)
- The difference of optical coherence tomography (OCT) findings of newly progressed coronary lesions between symptomatic and asymptomatic patients.** P2833  
 – N. Shiode, T. Okimoto, H. Tamekiyo, T. Kawase, K. Yamane, Y. Kagawa, N. Hironobe, Y. Kato, Y. Fujii, Y. Muraoka, S. Mito, Y. Ueda, Y. Hayashi (Hiroshima, JP)
- INFLAMMATION AND IMMUNITY**
- Liposomal NLRP3 inflammasome inhibitor suppresses in vitro and in vivo interleukin-1 production and traffics to myocardial infarction.** P2834  
 – M. Lipinski, J.C. Frias, M.T. Albelda, S. Toldo, P.C. Westman, D. Luger, R. Waksman, A. Abbate, S.E. Epstein (Washington and Richmond, US; Valencia, ES)
- Epicardial adipose tissue microbial colonization and inflammasome activation in acute coronary syndrome.** P2835  
 – A. Severino, S. Bugli, D. Pedicino, A.F. Giglio, F. Trotta, D. Flego, L.M. Biasucci, M. Sanguinetti, F. Crea, G. Liuzzo (Rome, IT)
- Acute exposure to air pollution aggravates acute myocardial infarction and subsequent ischemic heart failure in mice.** P2836  
 – D. Wolf, T. Marchini, N. Anto-Michel, I. Hilgendorf, C. Bode, A. Zirlirk (Freiburg, DE)
- Modulation of the complement cascade in cardiovascular disease patients by a bromodomain and extraterminal (BET) protein inhibitor.** P2837  
 – E. Kulikowski, S. Wasiak, D. Gilham, L. Tsujikawa, C. Halliday, M. Sweeney, J. Johansson, N.C.W. Wong (Calgary, CA; San Francisco, US)
- Vascular endothelial microparticles-incorporated microRNAs are altered in patients with diabetes mellitus.** P2838  
 – F. Jansen, H. Wang, P. Pfeifer, T. Schmitz, A. Flender, G. Nickenig, N. Werner (Bonn, DE)
- Low levels of (non-) class switched memory B cells predict for major adverse cardiovascular events in severe atherosclerotic patients of the Athero-Express biobank.** P2839  
 – J.A.L. Meeuwssen, A. Van Duijvenvoorde, A. Gohar, S.M. Van De Weg, C.M. Gijssberts, S. Haitjema, H.M. Den Ruijter, G. Pasterkamp, I.E. Hoefer, S.C.A. De Jager (Utrecht, NL)
- Myeloperoxidase concentration is associated with endothelial dysfunction and can be decreased by lipoxigenase inhibitor Quercetin in acute phase of STEMI.** P2840  
 – I.A. Lutay, A. Parkhomenko, T. Gavrylenko, N. Ryzhkova, A. Stepura, D. Bely, O. Irkin (Kiev, UA)
- The expression of lectin-like oxidized low density lipoprotein receptor-1 modulates atherosclerosis in intramyocardial coronary arteries.** P2841  
 – A. Synetos, K. Toutouzas, M. Gazouli, D. Tousoulis, Y. Chloroyiannis (Athens, GR)
- Admission neutrophil to lymphocyte ratio is related to the severity of coronary artery disease and long term outcome in patients with acute coronary syndrome.** P2842  
 – S.K. Song, J.K. Chae, R.Y. Jung, Y.S. Kim, S.W. Lee, S.R. Lee, K.S. Rhee, W.H. Kim, J.K. Ko (Jeonju, KR)
- Oxidized low density lipoproteins induce a prothrombotic and proinflammatory status in T-lymphocytes by tissue factor expression via lox pathway and by gene profiles modification.** P2843  
 – G. Cimmino, G. Pellegrino, S. Conte, G. Barra, A. Morello, A. Rivellino, L.P. Ciuffreda, F.A.V. Ferraiolo, P. Cirillo, R. De Palma, F. Rossi, L. Berrino, P. Golino (Naples, IT)
- Post-transcriptional regulation of CD31 surface expression in helper T-cells: implications for altered TCR signalling in acute coronary syndromes.** P2844  
 – D. Flego, G. Angelini, A.F. Giglio, F. Trotta, G. Piemontese, A. Severino, G. Liuzzo, F. Crea (Rome, IT)
- Role of c-Cbl in T-cell receptor signaling abnormalities in acute coronary syndrome.** P2845  
 – G. Angelini, D. Flego, A.F. Giglio, F. Trotta, M. Ponzio, A. Severino, G. Liuzzo, F. Crea (Rome, IT)
- Effect of cyclosporine a on circulating inflammatory cytokines after anterior STEMI (from the CIRCUS study).** P2846  
 – T. Bochaton, C. Crola Da Silva, D. Baetz, N. Dufay, E. Bonnefoy-Cudraz, I. Boussaha, C. Jossan, M. Ovize, N. Mewton (Lyon, FR)

- C-reactive protein is an independent predictor of in-hospital heart failure development after non-ST elevation myocardial infarction.** P2847  
 – C. Quina-Rodrigues, A. Gaspar, G. Abreu, C. Arantes, J. Martins, S. Fonseca, C.G. Braga, C. Vieira, A. Salgado, P. Azevedo, M.A. Pereira, J. Marques (Braga, PT)
- Association of local matrix metalloproteinase 9 levels with clinical manifestation in patients with acute myocardial infarction.** P2848  
 – T. Nishiguchi, A. Tanaka, A. Taruya, I. Teraguchi, Y. Ozaki, Y. Shiono, M. Orii, T. Yamano, T. Kameyama, T. Yamaguchi, Y. Matsuo, Y. Ino, T. Kubo, T. Hozumi, T. Akasaka (Wakayama, JP)
- Increased levels of circulating platelet-derived microparticles in psoriasis: Possible implications for the associated cardiovascular risk.** P2849  
 – I. Ikonomidis, K. Diamanti, E. Papadavid, A. Spathis, P. Karakitsos, M. Varoudi, K. Theodoropoulos, J. Andreadou, D. Rigopoulos, J. Lekakis (Athens, GR)
- Patients with atypical chest pain show associations with pro-atherogenic cytokines and levels of sRANKL and OPG.** P2850  
 – D. Raaz-Schrauder, C. Stumpf, M.G. Schrauder, P. Lewczuk, B. Dietel, C.D. Garlichs, S. Achenbach, L. Klinghammer (Erlangen, DE)
- Association between inflammation and no-reflow in patients with acute coronary syndrome.** P2851  
 – C. Kavouras, K. Lampropoulos, D. Manolatos, G. Bakosis, N. Lavos, S. Xydonas, A. Sideris (Athens, GR)
- Colchicine inhibits tissue factor expression in activated T-lymphocytes via NF- $\kappa$ B pathway suppression.** P2852  
 – G. Cimmino, S. Conte, G. Pellegrino, G. Ciccarelli, G. Barra, P. Cirillo, R. De Palma, P. Golino (Naples, IT)
- Chronic inflammation after splenectomy is a risk factor for increased thrombotic cardiovascular events.** P2853  
 – M. Gerges, C. Gerges, V. Seidl, B. Eichelberger, K. Lechner, A. Alimohammadi, D. Bonderman, M.K. Frey, T. Hofbauer, M. Humenberger, J. Jakowitsch, S. Panzer, I.M. Lang (Vienna, AT)
- Elevated plasma IL-37, OPG, and hs-CRP concentrations in patients with severe coronary artery calcification.** P2854  
 – M. Chai, Y.J. Zhou, Y.Y. Liu, W. Liu, Q. Yang, Q.W. Ji (Beijing, CN)
- High osteoprotegerin levels measured in the very early stage of acute myocardial infarction are related to heparin administration.** P2855  
 – C. Shetelig, S. Limalanathan, J. Eritslund, P. Hoffmann, I. Seljeflot, T. Ueland, P. Aukrust, G.Ø. Andersen (Oslo and Feiring, NO)
- Variants of gene cluster polymorphism of interleukin-1 are related to extent of coronary atherosclerosis and age at onset of the first acute coronary syndrome.** P2856  
 – T. Rechcinski, B. Szymanska, M. Kurpesa, M. Chmiela, A. Matusiak, J.D. Kasprzak (Lodz, PL)
- Relation of red cell distribution width with the severity of coronary artery disease and long term outcome in patients with acute coronary syndrome.** P2857  
 – S.K. Song, J.K. Chae, R.Y. Jung, Y.S. Kim, S.W. Lee, S.R. Lee, K.S. Rhee, W.H. Kim, J.K. Ko (Jeonju, KR)
- OUTCOME PREDICTION WITH RISK SCORES**
- A risk score to predict post-discharge serious bleeding in patients with acute coronary syndrome treated with percutaneous coronary intervention: the BleeMACS score.** P2858  
 – S. Raposeiras Roubin, E. Abu-Assi, J.P. Henriques, F. D'Ascenzo, J. Saucedo, J.R. Gonzalez-Juanatey (Vigo and Santiago de Compostela, ES; Amsterdam, NL; Turin, IT; Chicago, US)
- Prevalence and outcome of patients with cancer and acute coronary syndrome: a BleeMACS sub-study.** P2859  
 – M. Iannaccone, F. D'Ascenzo, C. Moretti, F. Giordana, F. Gaita, S. Raposeiras-Roubin, E. Abu-Assi, J. Paulo Henriques, J. Saucedo (Turin, IT; Vigo, ES; Amsterdam, NL; Chicago, US)
- CRUSADE Bleeding Score: is it still a good score to prevent bleeding?** P2860  
 – D. Bento, N. Marques, J. Guedes, D. Carvalho, P. Azevedo, J. Amado, W. Santos, P. Gago, V. Brandao, J. Mimoso, I. Jesus (Faro, PT)
- CHA2DS2-VASc risk factors as predictors of stroke after acute coronary syndrome regardless of atrial fibrillation: a systematic review and meta-analysis.** P2861  
 – F. Guerra, A. Maolo, L. Scappini, M. Shkoza, G. Campo, R. Pavasini, A. Capucci (Ancona and Ferrara, IT)
- In-hospital clinical outcomes in patients with acute myocardial infarction according to serum eicosapentaenoic acid/arachidonic acid ratio.** P2862  
 – T. Hashimoto, M. Ishihara, H. Ogawa, M. Fujino, K. Nakao, T. Noguchi, S. Yasuda, Y. Ozaki, K. Kimura, S. Suwa, K. Fujimoto, Y. Nakama, K. Nishimura, Y. Miyamoto, J. Ako (Kanagawa, Hyogo, Osaka, Kumamoto, Toyoake, Yokohama, Izunokuni and Hiroshima, JP)
- The prognosis and invasive treatment of patients with NSTEMI depend on the electrocardiographic changes on admission to hospital- data from PL-ACS registry.** P2863  
 – M. Owsiak, M. Gierlotka, E. Mirek-Bryniarska, M. Gasior, K.L. Bryniarski, L. Polonski, L. Bryniarski (Krakow and Zabrze, PL)
- Left bundle branch block: incidence, prevalence and outcomes in patients with suspected acute myocardial infarction.** P2864  
 – T. Nestelberger, C. Jaeger, Z. Sabti, J. Boeddinghaus, M. Rubini Gimenez, K. Wildi, R. Twerenbold, T. Reichlin, C. Mueller (Basel, CH)
- The CHA2DS2VASc score - predictor of hemodynamic complications in patients with ST-segment elevation myocardial infarction.** P2865  
 – A. Scridon, R.C. Serban, L. Hadadi, I. Sus, E.K. Lakatos, Z. Demjen, A. Ceamburu, D. Dobreanu (Tirgu Mures and Targu Mures, RO)
- Cha2ds2-vasc score predicts in-hospital and long-term clinical outcomes in patients with st elevation myocardial infarction who undergoing primary percutaneous coronary intervention.** P2866  
 – M. Bozbay, H. Uyarel, G. Cicek, A. Oz, M. Keskin, A. Murat, E. Yildirim, G. Karaca, M. Ergelen, M. Eren (Istanbul and Ankara, TR)

- Safety and efficacy of the novel esc 0h/1h-protocol for rapid rule-out of myocardial infarction using hs-troponin among women and men.** P2867  
 – M. Rubini Gimenez, R. Twerenbold, K. Wildi, C. Puelacher, J. Boeddinghaus, T. Nestelberger, T. Reichlin, C. Mueller (Basel, CH)
- What is the best score for risk stratification of complex coronary artery disease of patients treated by percutaneous coronary intervention?** P2868  
 – B. Janella, C. Campos, A. Caixeta, B. Almeida, F. Sandoli, A. Abizaid, M. Perin (São Paulo, BR)
- Validation of a 1-hour rule-out protocol using high-sensitivity cardiac troponin T in patients with acute chest pain.** P2869  
 – S. De Vries-Spithoven, J.M. Poldervaart, J.B. Reitsma, A. Limburg, C.E.E. Van Ofwegen-Hanekamp, A.W. Hoes (Nijmegen and Utrecht, NL)
- A clinical score to obviate the need for cardiac stress testing in patients with acute chest pain and negative troponins.** P2870  
 – A. Bouzas-Mosquera, J. Peteiro, F.J. Broullon, N. Alvarez-Garcia, N. Maneiro-Melon, P. Pardo-Martinez, M. Sagastagoitia-Fornie, D. Martinez, J.C. Yanez, B. Bouzas-Zubeldia, R. Perez-Fernandez, R. Fabregas, I. Martinez-Bendayan, J.M. Vazquez-Rodriguez (A Coruña, ES)
- Evaluation of the prognostic value of the Selvester-ECG score in patients presenting with acute chest pain.** P2871  
 – S. Tzikas, K. Triantafyllou, L. Palapias, C.R. Sinning, S. Baldus, C. Bickel, V. Vassiliou, K.J. Lackner, A. Zeiher, T. Munzel, S. Blankenberg, T. Keller (Thessaloniki, GR; Frankfurt, Hamburg, Cologne, Koblenz and Mainz, DE)
- Comparison of the performance of the GRACE, HEART and TIMI score to predict acute coronary syndrome in patients presenting with chest pain at the emergency department.** P2872  
 – J.M. Poldervaart, M. Langedijk, B.E. Backus, I.M.C. Dekker, A.J. Six, P.A. Doevendans, A.W. Hoes, J.B. Reitsma (Utrecht, Ede, The Hague, Heerlen and Woerden, NL)
- Impact of using the HEART score in chest pain patients at the emergency department: a stepped wedge, cluster randomized trial.** P2873  
 – J.M. Poldervaart, J.B. Reitsma, H. Koffijberg, B.E. Backus, A.J. Six, P.A. Doevendans, A.W. Hoes (Utrecht, Enschede, The Hague and Woerden, NL)
- Fraility is an in-hospital acute coronary syndrome prognostic marker in elderly population.** P2874  
 – G.L. Alonso Salinas, M. Sanmartin Fernandez, L.M. Rincon Diaz, A. Marco Del Castillo, M. Pascual Izco, C. Lozano Granero, A. Pardo Sanz, J.M. Monteagudo Ruiz, P. Pastor Pueyo, R. Martin Asenjo, L. Salvador Ramos, D. Marzal Martin, A. Recio Mayoral, M. Jimenez Mena, J.L. Zamorano (Madrid, Merida and Seville, ES)
- Complex ventricular arrhythmias complicating ST-segment elevation myocardial infarction - data from a 10-year prospective study.** P2875  
 – T. Podolecki, J. Kowalczyk, R. Lenarczyk, P. Francuz, M. Swierad, G. Honisz, A. Swiatkowski, T. Zielinska, A. Sedkowska, P. Chodor, Z. Kalarus (Zabrze, PL)
- Diagnostic and prognostic value of the cardiac electrical biomarker, a novel ECG marker indicating myocardial injury, in patients with symptoms suggestive of acute myocardial infarction.** P2876  
 – I. Strebel, R. Twerenbold, J. Boeddinghaus, R. Abaecherli, J. Cupa, M. Rubini, K. Wildi, K. Grimm, C. Puelacher, S. Osswald, C.H. Mueller, T. Reichlin (Basel, CH)
- Significant coronary artery disease of the left main and/or three-vessel disease in non-ST segment elevation acute myocardial infarction and low-risk GRACE score: predictors and prognostic impact.** P2877  
 – J.F. Carvalho, K. Congo, D. Neves, B. Picarra, A.R. Santos, A.R. Damasio, J. Aguiar, R. Rnsca (Évora and Coimbra, PT)
- Canada-ACS score was proved to be a reliable baseline predictor of in-hospital mortality in acute coronary syndrome patients in a western country.** P2878  
 – M.C. Tomescu, A. Pogorevici, I.M. Citu, F. Caruntu, M. Andor, M.A. Mavrea, K.I. Gyalai, D.A. Bordejevic (Timisoara, RO)
- Prediction of short-term mortality in ST-elevation myocardial infarction: the echocardiographic index E/e' is robust, powerful and specific.** P2879  
 – S.B. Tai, W.R. Lau, J.M. Fam, N. Hamid, M.R. Amanullah, Y.H. Lau, K.K. Yeo, Z.P. Ding, A. Sahlen (Singapore, SG; Coventry, UK)
- The long-term clinical prognostic value of the multimodal assessment of reperfusion effectiveness in patients with non-shock ST-segment elevation myocardial infarction.** P2880  
 – M.D. Durak, J. Zalewski, P. Lech, K. Zmudka (Krakow, PL)
- Comparison of different risk scores for predicting contrast induced nephropathy and clinical outcomes after primary percutaneous coronary intervention.** P2881  
 – Y.-H. Liu, N.I.N.G. Tan, J.-Y. Chen, Y.O.N.G. Liu, P.-C. He (Guangzhou, CN)
- Utility of the Sgarbossa, Smith and Selvester electrocardiography rules as a diagnostic criterion in patients with left bundle branch block and suspected acute myocardial infarction.** P2882  
 – T. Nestelberger, C. Jaeger, Z. Sabti, K. Wildi, R. Abaecherli, R. Twerenbold, J. Boeddinghaus, M. Rubini Gimenez, C. Mueller (Basel and Baar, CH)
- ACUTE INTENSIVE CARDIOVASCULAR CARE**
- The escalation and mortality dilemma in the eyes of CTPA.** P2883  
 – I. Mazin, O. Goitein, R. Herskovitz, G. Muzi, R. Beigel, S. Matetzky (Tel Hashomer, IL; Rome, IT)
- From coronary to critical cardiovascular care unit. Last 27 years' cause of mortality and patients profile analysis.** P2884  
 – C. Garcia-Garcia, J. Serra, F. Rueda, C. Labata, T. Oliveras, M. Ferrer, A. Bayes-Genis (Badalona, ES)

- Electronic discharge record form (Epi-cardio) as a tool for a multicenter prospective registry of clinical practice in coronary care units. results on 106705 patients.** **P2885**  
 – J. Gagliardi, J. Mariani, M. De Abreu, P.G. Stutzbach, R.O. Fuentes Suarez, P.D. Alzugaray, M. Haefeli, D. Kyle, N. Riga, G. Cestari, H.C. Doval, C.D. Tajer (Buenos Aires, Florencio Varela, San Isidro, La Plata and Ituzaingo, AR)
- Heart transplantation in infants and children on mechanical ventricular support.** **P2886**  
 – M. Veyrier, C. Ducreux, R. Henaine, J. Ninet, C. Galoin Bertail, M. Bakloul, S. Di Filippo (Lyon, FR)
- The predictive value of bleeding risk scores in patients with acute coronary syndromes.** **P2887**  
 – M. Centola, D. Castini, S. Cazzaniga, S. Lucreziotti, D. Salerno-Uriarte, C. Sponzilli, G. Ferrante, A. Carretta, S. Carugo (Milan, IT)
- Liver function predicts survival in patients undergoing extracorporeal membrane oxygenation following cardiovascular surgery.** **P2888**  
 – C. Roth, L. Schrutka, C. Binder, L. Kriechbaumer, G. Heinz, I. Lang, G. Maurer, H. Koenig, B. Steinlechner, A. Niessner, K. Distelmaier, G. Golasch (Vienna, Salzburg and Krems, AT)

18:30–19:30 | Sarajevo - Village 2

**HOW TO FACILITATE THE MANAGEMENT AND IMPROVE OUTCOMES IN PATIENTS AFTER A CARDIOVASCULAR EVENT, IS THE CARDIOVASCULAR POLYPILL THE ANSWER?** Satellite Symposium

Sponsored by Ferrer

Chairperson(s): V. Fuster (New York, US)

- |       |  |      |
|-------|--|------|
| 18:30 | <b>How to identify very high cardiovascular risk patients and their therapeutic approach.</b>            | 2889 |
|       | – D.E. Grobbee (Utrecht, NL)   |      |
| 18:45 | <b>The relationship between adherence to medication and cardiovascular outcomes: MINERVA study.</b>      | 2890 |
|       | – J.M. Castellano Vazquez (Madrid, ES)   |      |
| 19:00 | <b>New therapeutic strategy in secondary prevention: The Societies consensus on polypill management.</b> | 2891 |
|       | – J.R. Gonzalez Juanatey (Santiago de Compostela, ES)  |      |
| 19:15 | <b>The Cardiovascular Polypill, an opportunity for a new therapeutic approach.</b>                       | 2892 |
|       | – V. Fuster (New York, US)   |      |

18:30–19:15 | Sofia - Village 2

**HOT ISSUE OF HYPERTENSION, METABOLIC SYNDROME AND OPTIMAL BLOOD PRESSURE CONTROL** Satellite Symposium

Sponsored by Boryung Pharmaceutical Company

Chairperson(s): K.R. Han (Seoul, KR); Y.J. Choi (Seoul, KR)

- |       |   |      |
|-------|---|------|
| 18:30 | <b>Hot issue of hypertension and metabolic syndrome.</b>  | 2893 |
|       | – S.D. Park (Incheon, KR), L. Lee (Seoul, KR)   |      |
| 18:45 | <b>Optimal blood pressure control.</b>  | 2894 |
|       | – Y.M. Park (Incheon, KR), Z.D. Kobalava (Moscow, RU)   |      |
| 19:00 | <b>Panel discussion - Hot issue of hypertension, metabolic syndrome and optimal blood pressure control.</b> | 2895 |
|       | – T.-J. Youn (Seongnam, KR), Y. Cho (Bucheon, KR)   |      |

18:30–20:00 | Cairo - Village 3

**ADDRESSING CARDIOVASCULAR RISK IN TYPE 2 DIABETES – THE LEADER TRIAL** Satellite Symposium

Sponsored by Novo Nordisk

Chairperson(s): L. Ryden (Stockholm, SE)

- |       |   |      |
|-------|---|------|
| 18:30 | <b>Introduction - Cardiovascular risk in diabetes and cardiovascular outcomes trials - Where do we come from?</b> | 2896 |
|       | – L. Ryden (Stockholm, SE)  |      |
| 18:45 | <b>LEADER - Cardiovascular outcomes &amp; the cardiologist's perspective.</b>                                     | 2897 |
|       | – S.E. Nissen (Cleveland, US)   |      |
| 19:05 | <b>LEADER from the diabetologist's perspective.</b>   | 2898 |
|       | – J.R. Petrie (Glasgow, UK)   |      |
| 19:15 | <b>Cardiovascular outcomes trials in diabetes - What have we learned?</b>   | 2899 |
|       | – M. Husain (Toronto, CA)   |      |
| 19:25 | <b>Question and answers - Addressing cardiovascular risk in type 2 diabetes - The LEADER trial.</b>               | 2900 |
|       | – L. Ryden (Stockholm, SE)  |      |

18:30–20:00 | Berlin - Village 4

**ORAL ANTICOAGULATION, THROMBOSIS AND BLEEDING – IMPROVING PATIENT CARE WITH NOACS** Satellite Symposium

Sponsored by Bristol-Myers Squibb and Pfizer Alliance

Chairperson(s): F. Andreotti (Rome, IT); H. Darius (Berlin, DE)

- |       |   |      |
|-------|---|------|
| 18:30 | <b>Improving patient care with NOACs - Where are we now?</b>                                | 2901 |
|       | – F. Andreotti (Rome, IT)   |      |
| 18:45 | <b>Thrombosis versus bleeding risk in NVAF patients - From trials to clinical practice.</b> | 2902 |
|       | – G.Y.H. Lip (Birmingham, UK)   |      |
| 19:00 | <b>Oral anticoagulation - Managing challenging patients with NVAF.</b>                      | 2903 |
|       | – H. Darius (Berlin, DE)  |      |
| 19:20 | <b>Can evidence from VTE treatment trials with NOACs inform the cardiologist?</b>           | 2904 |
|       | – A.T. Cohen (London, UK)   |      |
| 19:35 | <b>Are there more NVAF patients that would benefit from anticoagulation with a NOAC?</b>    | 2905 |
|       | – J. Healey (Hamilton, CA)  |      |
| 19:50 | <b>Optimising patient care with NOACs - Panel discussion.</b>                               | 2906 |
|       | – H. Darius (Berlin, DE), F. Andreotti (Rome, IT)   |      |

*Don't miss the complementary Satellite Symposium - Experts on the Spot session scheduled on Monday 29 August, 10:15–10:45 in Bernini - The Hub.*

18:30–19:30 | Budapest - Village 6

**HIV IS: GOING BEYOND UNDETECTABLE**

Satellite Symposium

Sponsored by Gilead Sciences

Chairperson(s): M.T. Tavares Aguiar (Lisbon, PT)

- |       |  |      |
|-------|--|------|
| 18:30 | <b>Introduction - HIV is: going beyond undetectable.</b> | 2907 |
|       | – M.T. Tavares Aguiar (Lisbon, PT)                       |      |
| 18:35 | <b>Inside out: HIV disease from a cardiologist.</b>      | 2908 |
|       | – P. Hsue (San Francisco, US)                            |      |
| 18:55 | <b>Outside in: CV disease from an HIV specialist.</b>    | 2909 |
|       | – L. Waters (London, UK)                                 |      |
| 19:20 | <b>Conclusion - HIV is: going beyond undetectable.</b>   | 2910 |
|       | – M.T. Tavares Aguiar (Lisbon, PT)                       |      |

18:30–20:00 | Paris - Village 7

**NEW APPROACHES TO STABLE CORONARY ARTERY DISEASE (SCAD): BROADENING THE MANAGEMENT PARADIGM**

Satellite Symposium

Sponsored by MENARINI INTERNATIONAL OPERATIONS LUXEMBOURG S.A.

Chairperson(s): A.J. Camm (London, UK); J.L. Lopez-Sendon (Madrid, ES)

- |       |   |      |
|-------|---|------|
| 18:30 | <b>From optimal medical treatment to optimal targeted-patient therapy of Stable Coronary Artery Disease (SCAD).</b>                       | 2911 |
|       | – G. Ambrosio (Perugia, IT)   |      |
| 18:55 | <b>A novel tailored algorithm for Stable Coronary Artery Disease (SCAD) management.</b>   | 2912 |
|       | – A.J. Manolis (Athens, GR)   |      |
| 19:15 | <b>Optimal targeted-patient therapy of Stable Coronary Artery Disease (SCAD) in the real world clinical practice.</b>                     | 2913 |
|       | – R. Dechend (Berlin, DE)   |      |
| 19:40 | <b>Open discussion and closing remarks - New approaches to Stable Coronary Artery Disease (SCAD): broadening the management paradigm.</b> | 2914 |
|       | – A.J. Camm (London, UK), J.L. Lopez-Sendon (Madrid, ES), G. Ambrosio (Perugia, IT), A.J. Manolis (Athens, GR), R. Dechend (Berlin, DE)   |      |

18:30–19:30 | Brussels - Village 8

**GOING FURTHER IN TREATMENT OF ANGINA WITH IVABRADINE**

Satellite Symposium

Sponsored by SERVIER

Chairperson(s): R. Ferrari (Ferrara, IT); J.-C. Tardif (Montreal, CA)

- |       |  |      |
|-------|--|------|
| 18:30 | <b>Introduction - Going further in treatment of angina with ivabradine.</b>      | 2915 |
|       | – J.-C. Tardif (Montreal, CA)  |      |
| 18:35 | <b>Managing angina: why more needs to be done.</b>                               | 2916 |
|       | – G.M. Montalescot (Paris, FR)   |      |
| 18:45 | <b>Managing angina: what more can be done?</b>                                   | 2917 |
|       | – G. Heusch (Essen, DE)  |      |
| 18:55 | <b>Panel discussion: appraisal of ivabradine in various clinical situations.</b> | 2918 |
|       | – J.-C. Tardif (Montreal, CA)  |      |
| 19:02 | <b>Panel discussion: appraisal of ivabradine in various clinical situations.</b> | 2919 |
|       | – S. Gloekler (Bern, CH)   |      |
| 19:09 | <b>Panel discussion: appraisal of ivabradine in various clinical situations.</b> | 2920 |
|       | – A.R. Lyon (London, UK)   |      |
| 19:16 | <b>Panel discussion: appraisal of ivabradine in various clinical situations.</b> | 2921 |
|       | – M.F. Piepoli (Piacenza, IT)  |      |
| 19:23 | <b>Conclusion - Going further in treatment of angina with ivabradine.</b>        | 2922 |
|       | – R. Ferrari (Ferrara, IT)   |      |

*Don't miss the complementary Satellite Symposium - Experts on the Spot session scheduled on Monday 29 August, 15:45–16:15 in Da Vinci - The Hub.*

18:30–20:00 | Prague - Village 9

**PCSK9 INHIBITORS: REDEFINING CLINICAL PRACTICE**

Satellite Symposium

Sponsored by Sanofi and Regeneron

Chairperson(s): A. Catapano (Milan, IT); J.J.P. Kastelein (Amsterdam, NL)

18:30	<b>Welcome and introduction - PCSK9 inhibitors: redefining clinical practice.</b>	<b>2923</b>
	– A. Catapano (Milan, IT)	
18:35	<b>Recent evidence in the clinical management of hyperlipidemia.</b>	<b>2924</b>
	– K.K. Ray (London, UK)	
18:45	<b>PCSK9 inhibitors: therapeutic pathways and real world use.</b>	<b>2925</b>
	– A. Catapano (Milan, IT), J.J.P. Kastelein (Amsterdam, NL), J. Robinson (Iowa City, US), K.K. Ray (London, UK)	
19:45	<b>What do we still have to learn?</b>	<b>2926</b>
	– J.J.P. Kastelein (Amsterdam, NL)	
19:55	<b>Closing remarks - PCSK9 inhibitors: redefining clinical practice.</b>	<b>2927</b>
	– J.J.P. Kastelein (Amsterdam, NL)	

*Don't miss the complementary Satellite Symposium - Experts on the Spot session scheduled on Monday 29 August, 10:15–10:45 in Raphael - The Hub.*





# ESC CONGRESS

## ROME 2016

# MONDAY

# 29 AUGUST

MONDAY



Browse the most up-to-date Scientific Programme in the “ESC 2016” Mobile App.



Missed a session? Need to see it again?  
Consult videos, slides, abstracts, reports and ESC TV interviews on **ESC Congress 365**, your free access to ESC Congress content all year long.  
[www.escardio.org/365](http://www.escardio.org/365)



Tweet about your favourite sessions: **#ESCcongress**

Wake up your brain with breakfast and discussion.

A unique opportunity for interaction between a small audience and selected experts addressing a specific and current issue. Come in early to enjoy the complimentary breakfast.

**07:45–08:15 | Galileo - The Hub**

**MANAGEMENT OF CHANNELOPATHIES**

Science@Breakfast

Chairperson(s): V. Probst (Nantes, FR)

07:45	<b>Asymptomatic patients with Brugada syndrome.</b>	2928
	– J. Brugada Terradellas (Barcelona, ES)	
08:00	<b>Asymptomatic patients with long QT syndrome.</b>	2929
	– P.J. Schwartz (Milan, IT)	

**07:45–08:15 | Raphael - The Hub**

**RANDOMISED CLINICAL TRIALS WITHIN REGISTRIES**

Science@Breakfast

Chairperson(s): C. Torp-Pedersen (Aalborg, DK)

07:45	<b>Benefits.</b>	2930
	– L.C. Wallentin (Uppsala, SE)	
08:00	<b>Pitfalls.</b>	2931
	– S.J. Connolly (Hamilton, CA)	

**07:45–08:15 | Da Vinci - The Hub**

**DIURETIC RESISTANCE: WHAT CLINICIANS CAN DO?**

Science@Breakfast

Chairperson(s): A. Mebazaa (Paris, FR)

07:45	<b>Medical management.</b>	2932
	– C. Fonseca (Oeiras, PT)	
08:00	<b>Devices/ultrafiltration.</b>	2933
	– H. Thiele (Lübeck, DE)	

**07:45–08:15 | Bernini - The Hub**

**MACROPHAGES: FRIEND OR FOE?**

Science@Breakfast

Chairperson(s): D.S. Sawaki (Créteil, FR); G. Vilahur Garcia (Barcelona, ES)

07:45	<b>Immunometabolic phenotyping of macrophages.</b>	2934
	– M. Aouadi (Karolinska, SE)	
08:00	<b>Inflammation, ageing and heart failure.</b>	2935
	– I. Komuro (Tokyo, JP)	

**07:45–08:15 | Michelangelo - The Hub**

**TIMING OF SURGERY IN INFECTIVE ENDOCARDITIS – CARDIOLOGIST AGAINST SURGEON**

Science@Breakfast

Organised by the ESC & Argentine young communities

Chairperson(s): S.P. Peralta (Vicente Lopez, AR); L. Chrzanowski (Lodz, PL)

07:45	<b>The earlier the better.</b>	2936
	– B.D. Prendergast (London, UK)	
08:00	<b>Wait and see.</b>	2937
	– M.J. Antunes (Coimbra, PT)	

**08:30–10:00 | Rome - Main Auditorium**

**THE NEW ESC GUIDELINES FOR THE DIAGNOSIS AND TREATMENT OF ACUTE AND CHRONIC HEART FAILURE**

Main Session

Chairperson(s): P. Ponikowski (Wroclaw, PL); A.A. Voors (Groningen, NL)

08:30	<b>Diagnosis and new classification.</b>	2938
	– A.A. Voors (Groningen, NL)	
08:48	<b>Management of chronic heart failure: pharmacology.</b>	2939
	– S.D. Anker (Göttingen, DE)	
09:06	<b>Management of chronic heart failure devices and interventions.</b>	2940
	– J.G.F. Cleland (London, UK)	
09:24	<b>Importance of comorbidities.</b>	2941
	– A.J.S. Coats (Coventry, UK)	
09:42	<b>Acute heart failure.</b>	2942
	– P. Ponikowski (Wroclaw, PL)	



08:30–10:00 | Forum - The Hub

**HIGH RISK PATIENT WITH LOW FLOW, LOW GRADIENT SEVERE AORTIC STENOSIS – THE ROLE OF THE HEART TEAM** Heart Team

Heart team at the University Hospital Sart Tilman, Liège

Chairperson(s): L.A. Pierard (Liège, BE); A. Vahanian (Paris, FR)

08:30	<b>Heart team panel live on stage.</b> – P. Lancellotti (Liège, BE), V.M. Legrand (La Reid, BE), A. Nchimi (Luxembourg, LU), M. Radermecker (Liège, BE), J. Petermans (Liège, BE)	2943
08:30	<b>Heart team filmed at the University of Liège, CHU Sart Tilman.</b> – P. Lancellotti (Liège, BE), V.M. Legrand (La Reid, BE), A. Nchimi (Luxembourg, LU), L.A. Pierard (Liège, BE), M. Radermecker (Liège, BE), J. Petermans (Liège, BE)	2944
08:30	<b>Discussion.</b>	2945

08:30–10:00 | Galileo - The Hub

**STABLE ISCHAEMIC HEART DISEASE IN FEMALES: ANATOMY VERSUS PHYSIOLOGY** Gladiators Arena

Chairperson(s): R. Senior (London, UK); U. Sechtem (Stuttgart, DE)

08:30	<b>Stable ischaemic heart disease in females: anatomy vs. physiology - Positioning of the topic.</b> – L.J. Shaw (Atlanta, US)	2946
08:45	<b>Anatomy is enough - PRO.</b> – K. Nieman (Rotterdam, NL)	2947
09:15	<b>Anatomy is enough - CON.</b> – C. Bucciarelli-Ducci (Bristol, UK)	2948
09:45	<b>Stable ischaemic heart disease in females: anatomy vs. physiology - Conclusion.</b> – U. Sechtem (Stuttgart, DE)	2949

08:30–10:00 | Raphael - The Hub

**REGISTRIES ATRIAL FIBRILLATION** Registry Session

Chairperson(s): J. Ge (Shanghai, CN); G. Hindricks (Leipzig, DE)

08:30	<b>Identifying patients with atrial fibrillation and “truly low” thromboembolic risk who are poorly characterized by CHA2DS2-VASc: Superior performance of a novel machine learning tool in GARFIELD-AF.</b> – K.A.A. Fox (Edinburgh, UK)	2950
08:45	<b>A nationwide register study to compare bleeding rates in patients with non-valvular atrial fibrillation prescribed oral anticoagulants.</b> – S. Halvorsen (Oslo, NO)	2951
09:00	<b>ESC-EURObservational Research Programme: In-hospital and 1-year follow-up of the Long-term Atrial Fibrillation Ablation Registry, Conducted by the European Heart Rhythm Association.</b> – E. Arbelo (Barcelona, ES)	2952
09:15	<b>XAPASS: Evidence of Safety and Effectiveness in Japanese Patients Treated with Rivaroxaban for Stroke Prevention in Atrial Fibrillation under Real-World Clinical Practice.</b> – T. Ikeda (Tokyo, JP)	2953
09:30	<b>Association of Inappropriate Dosing of Non-Vitamin K Oral Anticoagulants and Risk of Adverse Events: Results from the ORBIT-AF II Registry.</b> – J. Piccini (Durham, US)	2954
09:45	<b>A Large-Scale Multi-Center Registry of Patients Undergoing Radiofrequency Catheter Ablation for Atrial Fibrillation: Kansai Plus Atrial Fibrillation Study.</b> – S. Shizuta (Kyoto, JP)	2955

08:30–10:00 | Da Vinci - The Hub

**2016 CARDIOVASCULAR DISEASE PREVENTION GUIDELINES IN DENMARK**  
**My NCS@ESC**

Chairperson(s): I. Gustafsson (Frederiksberg, DK); E. Prescott (Copenhagen, DK)

08:30	<b>A challenging case in primary prevention - Clinical case.</b> – M. Heitmann (Charlottenlund, DK)	2956
08:50	<b>A challenging case in primary prevention - What do the Guidelines say?</b> – O. May (Herning, DK)	2957
09:10	<b>A challenging case in primary prevention - Take home message.</b> – E. Prescott (Copenhagen, DK)	2958
09:15	<b>The patient with dyslipidaemia - Time for a change? - Clinical case.</b> – H. Kanstrup (Aarhus, DK)	2959
09:35	<b>The patient with dyslipidaemia - Time for a change? - What do the Guidelines say?</b> – M.L. Larsen (Aarhus, DK)	2960
09:55	<b>The patient with dyslipidaemia - Time for a change? - Take home message.</b> – I. Gustafsson (Frederiksberg, DK)	2961

08:30–10:00 | Bernini - The Hub



**THE VALUE OF INNOVATIVE ANIMAL MODELS FOR CARDIOVASCULAR DISEASE – FROM FLIES TO PIGS**

Symposium

Chairperson(s): D.J. Duncker (Rotterdam, NL); J. Fauconnier (Montpellier, FR)

- |       |  |      |
|-------|--|------|
| 08:30 | <b>Chronic atrial fibrillation - New insight into excitation contraction coupling from a large animal model.</b> | 2962 |
|       | – F. Brette (Pessac, FR)   |      |
| 08:52 | <b>Zebrafish as a tool to identify novel therapies for human cardiovascular disease.</b>                         | 2963 |
|       | – C. MacRae (Boston, US)   |      |
| 09:15 | <b>Role of epigenetics in atrial fibrillation- Evidence from drosophila.</b>                                     | 2964 |
|       | – B.J.J.M. Brundel (Amsterdam, NL)   |      |
| 09:37 | <b>Porcine models of atrial fibrillation.</b>  | 2965 |
|       | – R. Wakili (Munich, DE)   |      |

08:30–10:00 | Michelangelo - The Hub



**LOOKING AT THE CRYSTAL BALL – BE PREPARED FOR THE REVOLUTION!**

Symposium

Chairperson(s): J.J. Bax (Leiden, NL); M. Wallner (Graz, AT)

- |       |   |      |
|-------|---|------|
| 08:30 | <b>The pacemaker of the future.</b>                                 | 2966 |
|       | – To be announced   |      |
| 08:52 | <b>From assist devices to the totally artificial heart?</b>         | 2967 |
|       | – V. Falk (Berlin, DE)  |      |
| 09:15 | <b>Interventions for valvular disease - Replacing the surgeons?</b> | 2968 |
|       | – A. Cribier (Rouen, FR)  |      |
| 09:37 | <b>Digital patient meets digital cardiologist.</b>                  | 2969 |
|       | – P.P. Sengupta (New York, US)                                      |      |

08:30–10:00 | Baku - Village 1

**IS HDL ATHEROPROTECTIVE? CURRENT CONTROVERSIES**

Symposium

Chairperson(s): J. Wojta (Vienna, AT); To be announced

- |       |  |      |
|-------|--|------|
| 08:30 | <b>HDL a changing paradigm.</b>                      | 2970 |
|       | – U. Landmesser (Berlin, DE)                         |      |
| 08:52 | <b>HDL particles - More complex than we thought.</b> | 2971 |
|       | – G. Vilahur Garcia (Barcelona, ES)                  |      |
| 09:15 | <b>Dysfunctional HDL in atherothrombosis.</b>        | 2972 |
|       | – K. Saku (Fukuoka, JP)                              |      |
| 09:37 | <b>The future of HDL therapeutic strategies.</b>     | 2973 |
|       | – J.J.P. Kastelein (Amsterdam, NL)                   |      |

08:30–10:00 | Nicosia - Village 1

**NOVEL ASPECTS OF PLATELET BIOLOGY: PATHWAYS TO NEW ANTITHROMBOTIC TREATMENTS**

Symposium

Chairperson(s): L. Badimon (Barcelona, ES); K. Preissner (Giessen, DE)

- |       |  |      |
|-------|--|------|
| 08:30 | <b>Dissecting the role of platelet hyper-reactivity in early atherogenesis.</b>    | 2974 |
|       | – R. Koenen (Maastricht, NL)   |      |
| 08:52 | <b>Platelet-born thiol isomerases.</b>   | 2975 |
|       | – To be announced  |      |
| 09:15 | <b>Functional and phenotypical heterogeneity of platelets in atherothrombosis.</b> | 2976 |
|       | – M. Camera (Milan, IT)  |      |
| 09:37 | <b>Platelet - Derived HMGB1.</b>   | 2977 |
|       | – M. Gawaz (Tübingen, DE)  |      |

08:30–10:00 | Helsinki - Village 2

**DIFFICULT DECISIONS IN MYOCARDIAL REVASCULARISATION**

Symposium

Chairperson(s): W. Wijns (Brussels, BE); P.H. Kolh (Liège, BE)

- |       |   |      |
|-------|---|------|
| 08:30 | <b>Elderly patient with aortic stenosis and coronary disease.</b>                     | 2978 |
|       | – M. Gilard (Brest, FR)   |      |
| 08:52 | <b>Distal left main coronary artery disease with severe calcification.</b>            | 2979 |
|       | – J. Fajadet (Toulouse, FR)   |      |
| 09:15 | <b>Triple vessel disease in patients with comorbidities.</b>                          | 2980 |
|       | – M. Noc (Ljubljana, SI)  |      |
| 09:37 | <b>Acute coronary syndrome with multivessel disease and haemodynamic instability.</b> | 2981 |
|       | – H. Thiele (Lübeck, DE)  |      |

08:30–10:00 | Sarajevo - Village 2

<b>CRITICAL LIMB ISCHAEMIA: THE ACUTE CORONARY SYNDROME OF THE LEG</b>		<b>Symposium</b>
Chairperson(s): J.B. Ricco (Poitiers, FR); J. Lekakis (Haidari and Athens, GR)		
08:30	<b>The burden.</b> – M. Brodmann (Graz, AT)	2982
08:52	<b>Work-up.</b> – L. Mazzolai (Lausanne, CH)	2983
09:15	<b>Saving the limb.</b> – O. Oto (Izmir, TR)	2984
09:37	<b>Saving the patient.</b> – V. Aboyans (Limoges, FR)	2985

08:30–10:00 | Sofia - Village 2

<b>UNSTABLE PLAQUE: MORPHOLOGY AND PHYSIOLOGY</b>		<b>Advances in Science</b>
Chairperson(s): T. Akasaka (Wakayama, JP); J. Escaned (Madrid, ES)		
08:30	<b>State of the Art in coronary morphology and physiology.</b> – J. Narula (New York, US)	2986
08:48	<b>Association between plaque instability assessed by optical coherence tomography and microvascular resistance.</b> – T. Yonetsu, T. Murai, Y. Kanaji, E. Usui, J. Matsuda, M. Araki, R. Hamaya, S. Ichijo, T. Kakuta (Tsuchiura, JP)	2987
09:06	<b>Prediction of culprit lesions in patients with acute coronary syndrome by assessing the hemodynamic forces acting on plaques: a three-dimensional frequency-domain optical coherence tomography study.</b> – M.I. Papafaklis, R. Vergallo, I. Andreou, T. Yonetsu, C.V. Bourantas, A. Sakellarios, D.I. Fotiadis, C.L. Feldman, L.K. Michalis, I.K. Jang, P.H. Stone (Boston, US; London, UK; Ioannina, GR)	2988
09:24	<b>Relevance of optical coherence tomography-derived unstable plaque features and physiological stenosis severity determined by fractional flow reserve.</b> – E. Usui, T. Kakuta, T. Yonetsu, T. Lee, T. Murai, Y. Kanaji, J. Matsuda, M. Araki, R. Hamaya, S. Ichijou (Tsuchiura, JP)	2989
09:42	<b>Future direction for research in coronary plaque.</b> – To be announced	2990

08:30–10:00 | Cairo - Village 3

<b>NON-ADHERENCE TO ANTIHYPERTENSIVE MEDICATIONS</b>		<b>Symposium</b>
Chairperson(s): M. Dorobantu (Bucharest, RO); S.E. Kjeldsen (Oslo, NO)		
08:30	<b>Electronic monitoring of non-adherence.</b> – M. Burnier (Lausanne, CH)	2991
08:52	<b>The utility of patient registries.</b> – B. Trimarco (Naples, IT)	2992
09:15	<b>Patient perceptions and their impact on non-adherence.</b> – R. Horne (London, UK)	2993
09:37	<b>Objective measures of non-adherence.</b> – M. Tomaszewski (Manchester, UK)	2994

08:30–10:00 | Yerevan - Village 3

<b>INTERPRETING CLINICAL TRIALS: DOES A PRIMARY ENDPOINT TELL IT ALL?</b>		<b>Symposium</b>
Chairperson(s): C. Torp-Pedersen (Aalborg, DK); G.M.C. Rosano (London, UK)		
08:30	<b>Primary endpoint is negative, what next? A clinical perspective.</b> – M. Pfeffer (Boston, US)	2995
08:52	<b>Primary endpoint is negative, what next? A statistical perspective.</b> – S.J. Pocock (London, UK)	2996
09:15	<b>Primary endpoint is positive, is that enough? A clinical perspective.</b> – G. Stone (New York, US)	2997
09:37	<b>Primary endpoint is positive, is that enough? A statistical perspective.</b> – P. Juni (Toronto, CA)	2998

08:30–10:00 | Berlin - Village 4



**CHALLENGES OF ANTITHROMBOTIC PROPHYLAXIS IN ATRIAL FIBRILLATION**

Case-based Symposium

Chairperson(s): I. Fernandez Lozano (Madrid, ES); J.-Y. Le Heuzey (Paris, FR)

- 08:30 **Patient with a low risk of embolic stroke - Clinical case.** 2999  
– E. Hylek (Boston, US)
- 08:50 **Patient with a low risk of embolic stroke - Panel discussion and questions from the audience.** 3000  
– M. Taborsky (Olomouc, CZ), I.C. Van Gelder (Groningen, NL), J. Steffel (Zurich, CH)
- 09:05 **Patient with a high risk of bleeding - Clinical case.** 3001  
– R. De Caterina (Chieti, IT)
- 09:25 **Patient with a high risk of bleeding - Panel discussion and questions from the audience.** 3002  
– M. Taborsky (Olomouc, CZ), I.C. Van Gelder (Groningen, NL), J. Steffel (Zurich, CH)
- 09:40 **Anticoagulation in atrial fibrillation: the art of compromise - State of the Art.** 3003  
– J.-Y. Le Heuzey (Paris, FR)

08:30–10:00 | Minsk - Village 4

**MANAGEMENT OF VENTRICULAR ARRHYTHMIAS IN CHANNELOPATHIES**

Symposium

Chairperson(s): S. Kaab (Munich, DE); P. Brugada Terradellas (Brussels, BE)

- 08:30 **Clinical assessment and genetic testing.** 3004  
– D. Thomas (Heidelberg, DE)
- 08:52 **Drugs and device treatment.** 3005  
– C.A. Remme (Amsterdam, NL)
- 09:15 **Catheter ablation.** 3006  
– P. Mabo (Rennes, FR)
- 09:37 **Gene therapy.** 3007  
– S.G. Priori (Pavia, IT)

08:30–10:00 | Athens - Village 5



GiP

**NSTEMI – I CAME, I DIAGNOSED, I TREATED**

Guidelines in Daily Practice

Chairperson(s): F. Andreotti (Rome, IT); A. Kastrati (Munich, DE)

- 08:30 **Troponin - The grey zone - Clinical case.** 3008  
– V. Kunadian (Newcastle-upon-Tyne, UK)
- 08:45 **Troponin - The grey zone - What do the Guidelines say?** 3009  
– C.E. Mueller (Basel, CH)
- 09:00 **Troponin - The grey zone - Panel discussion on how to implement the Guidelines.** 3010  
– B. Lindahl (Uppsala, SE), P.M. Urban (Meyrin-Geneva, CH)
- 09:10 **Troponin - The grey zone - Conclusion and take home message.** 3011  
– F. Andreotti (Rome, IT)
- 09:15 **Dual antiplatelet therapy after stenting in a high bleeding risk patient - Clinical case.** 3012  
– A.T. Timoteo (Lisbon, PT)
- 09:30 **Dual antiplatelet therapy after stenting in a high bleeding risk patient - What do the Guidelines say?** 3013  
– J.-P. Collet (Paris, FR)
- 09:40 **Dual antiplatelet therapy after stenting in a high bleeding risk patient - Panel discussion on how to implement the Guidelines.** 3014  
– B. Lindahl (Uppsala, SE), P.M. Urban (Meyrin-Geneva, CH)
- 09:55 **Dual antiplatelet therapy after stenting in a high bleeding risk patient - Conclusion and take home message.** 3015  
– A. Kastrati (Munich, DE)

08:30–10:00 | Copenhagen - Village 5



**FULL CORONARY REVASCULARISATION: WHAT ELSE?**

Case-based Symposium

Chairperson(s): A.H. Gershlick (Leicester, UK); L. Holmvang (Copenhagen, DK)

- 08:30 **STEMI with three vessel disease and unclear culprit - Clinical case.** 3016  
– B. Skoric (Zagreb, HR)
- 08:50 **STEMI with three vessel disease and unclear culprit - Panel discussion and questions from the audience.** 3017  
– E. Omerovic (Gothenburg, SE), J. Silvain (Paris, FR)
- 09:05 **NSTEMI without culprit - Clinical case.** 3018  
– S. Haine (Vremde, BE)
- 09:25 **NSTEMI without culprit - Panel discussion and questions from the audience.** 3019  
– E. Omerovic (Gothenburg, SE), J. Silvain (Paris, FR)
- 09:40 **Complete revascularisation in acute coronary syndrome - State of the Art.** 3020  
– J. Mehilli (Munich, DE)

08:30–10:00 | Budapest - Village 6

IMAGING IN COMPLEX TAVI CASES

Chairperson(s): P. Pibarot (Quebec, CA); T. Le Tourneau (Nantes, FR)

08:30	<b>Imaging in complex TAVI cases - Introduction to the session.</b> – B. Lindman (St. Louis, US)	3021
08:35	<b>TAVI and low flow aortic stenosis.</b> – J. Magne (Limoges, FR)	3022
08:45	<b>TAVI and low flow aortic stenosis - Panel discussion and questions from the audience.</b> – V. Delgado (Leiden, NL), A. Evangelista Masip (Barcelona, ES), T. Modine (Lille, FR)	3023
09:00	<b>TAVI and thrombosis.</b> – A. Goncalves (Boston, US)	3024
09:10	<b>TAVI and thrombosis - Panel discussion and questions from the audience.</b> – V. Delgado (Leiden, NL), A. Evangelista Masip (Barcelona, ES), T. Modine (Lille, FR)	3025
09:25	<b>TAVI and aortic regurgitation.</b> – G.R. Hong (Seoul, KR)	3026
09:35	<b>TAVI and aortic regurgitation - Panel discussion and questions from the audience.</b> – V. Delgado (Leiden, NL), A. Evangelista Masip (Barcelona, ES), T. Modine (Lille, FR)	3027
09:50	<b>Imaging in complex TAVI cases - Take home message.</b> – P. Pibarot (Quebec, CA)	3028



Meet the Experts

08:30–10:00 | Tbilisi - Village 6

e-HEALTH STRATEGIES: AVAILABLE SOLUTIONS AND CURRENT PRACTICE

Chairperson(s): E.G. Caiani (Milan, IT); M.R. Cowie (London, UK)

08:30	<b>Cloud-based cardiovascular imaging environment. Is it feasible?</b> – N. Bruining (Rotterdam, NL)	3029
08:52	<b>Tele-rehabilitation strategy after acute coronary syndromes.</b> – I. Frederix (Rotselaar, BE)	3030
09:15	<b>e-Health management of patients with chronic heart failure.</b> – E. Piotrowicz (Warsaw, PL)	3031
09:37	<b>e-Health practice in Europe. Where do we stand?</b> – C.E. Chronaki (Heraklion, GR)	3032

Symposium

08:30–10:00 | Paris - Village 7

CARDIOVASCULAR RISK FACTORS IN CHILDREN AND YOUTH: A CALL FOR ACTION

Chairperson(s): L. Hayman (Boston, US); To be announced

08:30	<b>Prevention of juvenile obesity: mission impossible?</b> – S.R. Daniels (Aurora, US)	3033
08:52	<b>Children's modern lifestyle – Between fit and fat.</b> – L. Hayman (Boston, US)	3034
09:15	<b>Food policies in European schools – What works?</b> – S. Storcksdieck (Brussels, BE)	3035
09:37	<b>Epidemiological perspective on obesity as the “baseline” risk factor.</b> – C. Graf (Cologne, DE)	3036

Symposium

08:30–10:00 | Reykjavik - Village 7

WHAT THE GUIDELINES ARE NOT TELLING US: LIPID MANAGEMENT IN YOUNG ADULTS

Chairperson(s): T. Zdrojewski (Sopot, PL); U. Laufs (Homburg, DE)

08:30	<b>19 year old female with familial hypercholesterolemia.</b> – M. Kayikcioglu (Izmir, TR)	3037
08:50	<b>19 year old female with familial hypercholesterolemia - Panel discussion and questions from the audience.</b> – A. Catapano (Milan, IT), B.G. Nordestgaard (Herlev, DK), N. Ozer (Ankara, TR)	3038
09:05	<b>35 year old male, elevated LDL, hypertensive smoker.</b> – M. Vrablik (Prague, CZ)	3039
09:25	<b>35 year old male, elevated LDL, hypertensive smoker - Panel discussion and questions from the audience.</b> – A. Catapano (Milan, IT), B.G. Nordestgaard (Herlev, DK), N. Ozer (Ankara, TR)	3040
09:40	<b>Current evidence and best practice for lipid management in young adults - State of the Art.</b> – A. Sniderman (Montreal, CA)	3041

Case-based Symposium



08:30–10:00 | Brussels - Village 8



**CARDIOMYOPATHY CASES**

Meet the Experts

Chairperson(s): J. Bauersachs (Hannover, DE); A. Keren (Tel Aviv, IL)

08:30	<b>Cardiomyopathy cases - Introduction to the session.</b>	3042
	– J. Bauersachs (Hannover, DE)	
08:35	<b>Hypertrophic cardiomyopathies - Clinical case.</b>	3043
	– M. Mirabel (Paris, FR)	
08:45	<b>Hypertrophic cardiomyopathies - Panel discussion and questions from the audience.</b>	3044
	– A.A. Hagege (Paris, FR), C.S. Ma (Beijing, CN), K. Sliwa-Hahnle (Cape Town, ZA)	
09:00	<b>Recurrent myocarditis: challenges in treatment - Clinical case.</b>	3045
	– M. Nikolaou (Athens, GR)	
09:10	<b>Recurrent myocarditis: challenges in treatment - Panel discussion and questions from the audience.</b>	3046
	– A.A. Hagege (Paris, FR), C.S. Ma (Beijing, CN), K. Sliwa-Hahnle (Cape Town, ZA)	
09:25	<b>Peri-partum cardiomyopathy - Clinical case.</b>	3047
	– A. Haghikia (Hannover, DE)	
09:35	<b>Peri-partum cardiomyopathy - Panel discussion and questions from the audience.</b>	3048
	– A.A. Hagege (Paris, FR), C.S. Ma (Beijing, CN), K. Sliwa-Hahnle (Cape Town, ZA)	
09:50	<b>Cardiomyopathy cases - Take home message.</b>	3049
	– A. Keren (Tel Aviv, IL)	

08:30–10:00 | Tallinn - Village 8

**CARDIOGENIC SHOCK**

Advances in Science

Chairperson(s): Y. Cavusoglu (Eskisehir, TR); J.T. Parissis (Athens, GR)

08:30	<b>State of the Art in cardiogenic shock.</b>	3050
	– V.-P. Harjola (Helsinki, FI)	
08:48	<b>IABP-SHOCK II risk score for patients with cardiogenic shock complicating acute myocardial infarction.</b>	3051
	– J. Poess, G. Fuernau, S.D.W. De Waha, T. Ouarraq, J. Lassus, V.P. Harjola, U. Zeymer, S.D.W. Desch, H.T. Thiele (Lübeck and Ludwigshafen, DE; Helsinki, FI)	
09:06	<b>Trends in incidence and mortality in cardiogenic shock in the primary PCI era. a 14 year study.</b>	3052
	– L. Tin, J. Sarma, H. Uppal, S. Chandran, R. Potluri (Manchester and Birmingham, UK)	
09:24	<b>Outcome of elderly patients undergoing extracorporeal life support in refractory cardiogenic shock.</b>	3053
	– S. De Waha, G. Fuernau, T. Graf, I. Eitel, S. Desch, A. Wiedau, P. Lurz, G. Schuler, H. Thiele (Lübeck and Leipzig, DE)	
09:42	<b>Future direction for research in cardiogenic shock.</b>	3054
	– A. Mebazaa (Paris, FR)	

08:30–10:00 | Prague - Village 9



**OPEN QUESTIONS IN PERCUTANEOUS PULMONARY VALVE IMPLANTATION**

Case-based Symposium

Chairperson(s): A. Giamberti (San Donato Milanese, IT); L. Sondergaard (Copenhagen, DK)

08:30	<b>A patient with repaired tetralogy and pulmonary regurgitation in a “native” outflow tract - Clinical case.</b>	3055
	– M.H.M.L. Gewillig (Leuven, BE)	
08:50	<b>A patient with repaired tetralogy and pulmonary regurgitation in a “native” outflow tract - Panel discussion and questions from the audience.</b>	3056
	– M. Witsenburg (Rotterdam, NL), S. Di Filippo (Lyon, FR), A. Eicken (Munich, DE)	
09:05	<b>A patient with endocarditis after percutaneous pulmonary valve implantation - Clinical case.</b>	3057
	– S. Hascoet (Toulouse, FR)	
09:25	<b>A patient with endocarditis after percutaneous pulmonary valve implantation - Panel discussion and questions from the audience.</b>	3058
	– M. Witsenburg (Rotterdam, NL), S. Di Filippo (Lyon, FR), A. Eicken (Munich, DE)	
09:40	<b>Percutaneous pulmonary valve implantation - State of the Art.</b>	3059
	– A. Eicken (Munich, DE)	



08:30–10:00 | Zagreb - Village 9

**CARDIOMYOPATHIES: FROM GENOTYPE TO PHENOTYPE**  
**Joint with the European Society of Human Genetics**

Symposium

Chairperson(s): E. Arbustini (Pavia, IT); P. Charron (Paris, FR)

- 08:30 **How titin mutations cause cardiomyopathy.** 3060  
 – S.A. Cook (London, UK)
- 08:52 **The novel gene atlas of dilated cardiomyopathy.** 3061  
 – B. Meder (Heidelberg, DE)
- 09:15 **Genetic testing: let's keep it simple!** 3062  
 – H. Watkins (Oxford, UK)
- 09:37 **Nothing is simple. Gene-environmental interactions.** 3063  
 – S. Heymans (Maastricht, NL)

08:30–10:00 | Agora 1 - Poster Area

**CLINICAL FEATURES AND MANAGEMENT OF ATRIAL FIBRILLATION**

Rapid Fire Abstract

Chairperson(s): R. Asteggiano (Turin, IT); R. Hatala (Bratislava, SK)

- 08:30 **Relationship of rate and rhythm control strategies to adverse outcomes in patients with atrial fibrillation: the EURObservational Research Programme Atrial Fibrillation (EORP-AF) Pilot Registry.** 3064  
 – Y. Purmah, M. Proietti, C. Laroche, L. Tavazzi, A.P. Maggioni, G. Boriani, P. Kirchhof, G.Y.H. Lip (Birmingham, UK; Sophia Antipolis, FR; Cotignola and Modena, IT)
- 08:39 **Are cardiovascular risk factors associated with the incidence of atrial fibrillation? A systematic review and field synopsis of 23 factors in 32 initially healthy cohorts of 20 million participants.** 3065  
 – V. Allan, S. Honarbakhsh, J.P. Casas, J. Wallace, R.J. Hunter, R.J. Schilling, P. Perel, K.I. Morely, A. Banerjee, H. Hemingway (London, UK)
- 08:48 **Rhythm treatment in acute heart failure patients with atrial fibrillation: results from Korean Acute Heart Failure registry.** 3066  
 – Y. Cho, I.Y. Oh, J.J. Park, D.J. Choi, S. Oh, B.H. Oh, E.S. Jeon, J.J. Kim, K.K. Hwang, M.C. Cho, S.C. Chae, S.H. Baek, S.M. Kang, B.S. Yoo, Y. Ahn (Seongnam, Seoul, Cheongju, Daegu, Wonju and Gwangju, KR)
- 08:57 **Acute atrial tachyarrhythmias due to tropical viral disease. A new world wide threat.** 3067  
 – I. Mendoza, I. Morr, K. Gonzalez, J. Torres, Y. Meza, G. Chazzim, I. Villalobos, J. Marques, R. Vazquez, G. Chazzim, C. Morr, C. Morr, I.J. Mendoza (Miami, US; Caracas, VE)
- 09:06 **Detection of fibrotic changes in the left atrium using DE-MRI in patients with and without atrial fibrillation.** 3068  
 – C. Mahnkopf, M. Mittlacher, J. Brachmann (Coburg, DE)
- 09:15 **Gender differences in clinical Presentation and predictors of one-year outcomes in atrial fibrillation.** 3069  
 – R.B. Schnabel, L. Pecun, S.S. Johannsen, F.M. Ojeda, M. Lucerna, S. Blankenberg, H. Darius, R. De Caterina, P. Kirchhof (Hamburg, Munich and Berlin, DE; Prague, CZ; Chieti, IT; Birmingham, UK)
- 09:24 **Liberal use of chemical cardioversion in patients with atrial fibrillation in the emergency department: is it a safe strategy?** 3070  
 – J.B. Augusto, M. Borges Santos, D. Roque, M. Silva, J. Castro, J. Sala, A. Faustino, M. Branco, F. Frade, C. Morais (Amadora and Cascais, PT)
- 09:33 **The CHA2DS2-VASc score strongly correlates with glomerular filtration rate and predicts decline in renal function over time in patients with atrial fibrillation and chronic kidney disease.** 3071  
 – J. Beyer-Westendorf, R. Kreutz, F. Posch, C. Ay (Dresden and Berlin, DE; Graz and Vienna, AT)
- 09:42 **Short lasting supraventricular bursts as a risk factor for development of atrial fibrillation.** 3072  
 – T. Fredriksson, E. Svennberg, J. Engdahl, L. Friberg, F. Al-Khalili, V. Frykman (Stockholm and Halmstad, SE)
- 09:51 **Biatrial structural characteristics and association with epicardial adipose tissue in patients with paroxysmal atrial fibrillation initiated by right atrial ectopy.** 3073  
 – H. Hasebe, N. Hatano, M. Iida, T. Muramatsu (Shizuoka, JP)

08:30–10:00 | Agora 2 - Poster Area

**MAY INTRA CORONARY IMAGING IMPROVE CLINICAL OUTCOMES?**

Rapid Fire Abstract

Chairperson(s): G. Guagliumi (Bergamo, IT); Y. Ikari (Kanagawa, JP)

- 08:30 **Clinical impact of optical coherence tomography findings on culprit plaque in acute coronary syndrome: the OCT-FORMIDABLE study registry.** 3074  
 – M. Iannaccone, F. D'Ascenzo, F. Ugo, A. Montefusco, G. Souteyrand, G. Niccoli, M. Mancone, P. Omede, G. Sardella, R. Garbo, M. D'Amico, C. Tamburrino, C. Templin, C. Moretti, F. Gaita (Turin, Rome and Catania, IT; Clermont-Ferrand, FR; Zurich, CH)
- 08:39 **Simple alternative to fractional flow reserve (FFR).** 3075  
 – V. Spagnoli, F. Picard, V.X. Tadros, Q. De Hemptinne, P.L. L'allier, R. Gallo (Montreal, CA)
- 08:48 **Long-term follow-up of patients evaluated with fractional flow reserve: the La Spezia registry.** 3076  
 – M. Arena, R. Gistri, G. Tonelli, A. Al-Jabri, G. Caretta, V. Scardigli, R. Scattina, G. Mazzotta (La Spezia and Palermo, IT)
- 08:57 **The pathophysiology of mental stress induced myocardial ischaemia.** 3077  
 – S. Arri, R. Williams, K. Asress, M. Lumley, H. Ellis, T. Patterson, J. Cartledge, M.Z. Khawaja, A. Pavlidis, J. Coutts, D. Perera, B. Clapp, M. Marber, S. Redwood (London, UK)
- 09:06 **Validation of a novel catheter for the thermodilution-derived measurement of absolute coronary blood flow and microvascular resistances.** 3078  
 – P. Xaplanteris, J. Adjedj, G. Toth, A. Ferrara, M. Pellicano, V. Flore, G. Ciccarelli, A. Milkas, E. Barbato, B. De Bruyne (Aalst, BE)
- 09:15 **Vascular healing is delayed after drug-eluting stent implantation in patients with acute coronary syndromes caused by plaque erosion compared to plaque rupture: an optical coherence tomography study.** 3079  
 – S. Hu, H. Jia, L. Xing, J. Hou, L. Hang, S. Zhang, B. Yu, I.K. Jang (Harbin, CN; Boston, US)
- 09:24 **Comparison of the diagnostic accuracy of instantaneous wave-free ratio and fractional flow reserve for the detection of myocardial ischemia as defined by myocardial perfusion imaging.** 3080  
 – K. Hoshino, N. Tanaka, Y. Hokama, K. Sakoda, N. Murata, C. Matsumoto, J. Yamashita, S. Hida, T. Chikamori, A. Yamashina (Tokyo and Hachioji, JP)
- 09:33 **Association between prior aspirin use in patients presenting first acute coronary syndrome and culprit lesion morphology assessed by optical coherence tomography.** 3081  
 – T. Yonetsu, T. Murai, Y. Kanaji, E. Usui, J. Matsuda, M. Araki, R. Hamaya, S. Ichijo, T. Kakuta (Tsuchiura, JP)
- 09:42 **Effect of early statin therapy on fibrous-cap thickness in patients with acute coronary syndrome: The ESCORT study.** 3082  
 – T. Nishiguchi, T. Kubo, Y. Ino, T. Tanimoto, M. Orii, Y. Shiono, A. Kuroi, T. Kameyama, T. Yamano, T. Yamaguchi, Y. Matsuo, A. Tanaka, T. Hozumi, T. Akasaka (Wakayama, JP)
- 09:51 **Epicardial fatty tissue derived by cardiac magnetic resonance imaging is related to coronary plaque vulnerability as assessed by optical coherence tomography in patients with type 2 diabetes.** 3083  
 – D. Zhu, S. Reith, N. Marx, M. Burgmaier (Aachen, DE)

Moderated Posters are on display from 08:30 to 12:30 on the plasma screen of the topic related Moderated Poster station.

During the moderated poster session (10:05–10:55), from a large plasma screen, Presenters will summarise their research within 3 minutes and then address questions from the Chairpersons and Audience.

**10:05–10:55 | Moderated poster station - Poster Area**

**COMPUTER MODELLING AND SIMULATION**

**Moderated Posters**

Chairperson(s): J. Lumens (Maastricht, NL); B. Rodriguez (Oxford, UK)

- 10:12 **A validated computational framework to simulate transcatheter aortic valve implantation in patients before the procedure.** P3084  
– G.M. Bosi, C. Capelli, M.H. Cheang, N. Delahunty, M. Mullen, A.M. Taylor, S. Schievano (London, UK)
- 10:19 **Cerebral hypoperfusions and hypertensive events during atrial fibrillation: a mechanism for cognitive impairment?** P3085  
– M. Anselmino, A. Saglietto, S. Scarsoglio, L. Ridolfi, F. Gaita (Turin, IT)
- 10:26 **Can computational fluid dynamics (CFD) predictions of FFR really agree with invasive FFR in intermediate stenoses? - Lessons from a study using optical coherence tomography (OCT) and invasive measures.** P3086  
– C.M. Cook, C. Kousera, Y. Ahmad, R. Petraco, S. Nijjer, R. Al-Lamee, A. Sethi, D. Francis, S. Sen, J.E. Davies (London, UK)
- 10:33 **Study of the impact of electrical heterogeneities in the right and left atrium on atrial fibrillation perpetuation.** P3087  
– A. Luca, V. Jacquemet, N. Virag, J.-M. Vesin (Lausanne and Tolochenaz, CH; Montreal, CA)
- 10:40 **Systematic review of non-invasive computed tomography-derived FFR (FFR-CT) studies to guide integration of FFR-CT into mainstream clinical practice.** P3088  
– C.M. Cook, R. Petraco, Y. Ahmad, S. Nijjer, R. Al-Lamee, M. Shun-Shin, Y. Shiono, Y. Kikuta, D. Francis, S. Sen, J.E. Davies (London, UK)
- 10:47 **Computational hemodynamic assessment of coronary lesions from computed tomography angiography: a novel approach.** P3089  
– P.K. Siogkas, C.D. Anagnostopoulos, T.P. Exarchos, R. Liga, J. Knuuti, A.J.H.A. Scholte, M.I. Papafaklis, O. Parodi, L.K. Michalis, D. Neglia, D.I. Fotiadis (Ioannina and Athens, GR; Pisa, IT; Turku, FI; Leiden, NL)

**10:05–10:55 | Moderated poster station - Poster Area**

**LIFESTYLE AND BLOOD PRESSURE**

**Moderated Posters**

Chairperson(s): G. de Simone (Naples, IT), C. Borghi (Bologna, IT)

- 10:05 **Daily patterns of blood pressure values and prevalence of hypertension in professional drivers from the European RACER-ABPM study.** P3090  
– A.E. Platek, F.M. Szymanski, A. Rys, K. Semczuk, A. Dudzik-Plocica, K.J. Filipiak (Warsaw, PL)
- 10:12 **Association of urinary sodium excretion with ambulatory blood pressure in healthy adults.** P3091  
– J.G. Van Der Stouwe, C. Carmelli, S. Aeschbacher, T. Schoen, G. Ehret, P. Ponte, M. Pruijm, D. Ackermann, I. Guessous, M. Burnier, M. Risch, L. Risch, M. Bochud, D. Conen (Basel, Lausanne, Geneva and Bern, CH; Schaan, LI)
- 10:19 **Impact of long term weight changes on NT-proBNP levels and blood pressure in a general population.** P3092  
– E. Seven, A. Linneberg, J.L. Jeppesen (Copenhagen, DK)
- 10:26 **Sleep quality but not sleep quantity is associated with the prevalence of hypertension in middle-aged men: the hiroshima sleep and healthcare study.** P3093  
– N. Sasaki, R. Ozono, K. Teramen, H. Yamashita, S. Fujiwara, Y. Kihara (Hiroshima and Mihara, JP)
- 10:33 **The impact of obesity and diet-induced weight loss on non-dippers and circadian BP patterns.** P3094  
– A. Pandey (Cambridge, CA)
- 10:40 **Visceral adiposity index is increased in pre-hypertension: the Polish Norwegian Study (PONS).** P3095  
– G. Vaidean, M. Manczuk, R. Vedanthan, P. Boffetta (New York, US; Warsaw, PL)
- 10:47 **Obesity and female sex are associated with development of left ventricular hypertrophy in treated hypertensive outpatients: the campania salute network.** P3096  
– R. Izzo, M.-A. Losi, E. Stabile, M.-T. Lonnebakken, G. Esposito, E. Barbato, V. Trimarco, N. De Luca, B. Trimarco, G. De Simone (Naples, IT; Bergen, NO)

10:05–10:55 | Moderated poster station - Poster Area

PCI COMPLICATIONS

Moderated Posters

- Chairperson(s): T. Lefevre (Massy, FR); C. Di Mario (London, UK)
- 10:05 **If something goes wrong: a detailed analysis of the full spectrum of PCI-related complications in a large-scale, prospective registry study.** P3097  
 – T. Bauer, H. Nef, H. Moellmann, A. Gitt, J. Marco, M. Hochadel, U. Zeymer, F. Weidinger, C. Hamm (Giessen, Dortmund and Ludwigshafen, DE; Monaco, MC; Vienna, AT)
- 10:12 **High-dose statin therapy is effective at preventing the development of contrast-induced nephropathy in patients undergoing percutaneous coronary intervention for acute coronary syndromes: a meta-analysis.** P3098  
 – T. Zografos, E. Oikonomou, G. Siasos, K. Mourouzis, A. Antonopoulos, M. Vavuranakis, S. Tsalamandris, D. Tousoulis (Athens, GR)
- 10:19 **Radial artery spasm: prevalence, prevention and safety vasodilators agents in a prospective randomized meta-analysis.** P3099  
 – J. Adjedj, R. Jackamy, A. Diallo, J. Rosencher, P. Degrell, E. Salengro, P. Allouch, S. Linard, O. Varenne (Paris, FR)
- 10:26 **Cardiac preconditioning effect of remote ischemia or nicorandil on myocardial injury following percutaneous coronary intervention in patients with stable angina.** P3100  
 – K. Kagawa, T. Miyoshi, K. Kohno, M. Nakahama, M. Doi, M. Munemasa, M. Murakami, A. Takaishi, Y. Kawai, K. Sato, T. Sato, T. Oka, K. Ejiri, K. Nakamura, H. Ito (Kanonji, Okayama, Fukuyama, Takamatsu and Tsuyama, JP)
- 10:33 **The effect of remote ischemic preconditioning for myocardial injury following percutaneous coronary intervention in stable angina patients with complex coronary lesion: results of the RINC trial.** P3101  
 – K. Ejiri, T. Miyoshi, K. Kohno, M. Nakahama, M. Doi, M. Munemasa, M. Murakami, A. Takaishi, Y. Kawai, T. Sato, K. Sato, T. Oka, S. Sakuragi, H. Ito (Okayama, Fukuyama, Takamatsu, Kanonji, Tsuyama and Iwakuni, JP)
- 10:40 **Pre-procedural risk score for contrast induced-acute kidney injury development in ST elevation myocardial infarction patients undergoing primary percutaneous coronary intervention.** P3102  
 – S. Buratti, M. Marenzi, S. Cornara, A. Somaschini, G. Crimi, R. Camporotondo, N. Cosentino, M. Moltrasio, M. Rubino, M. De Metrio, I. Marana, S. De Servi, G.M. De Ferrari (Pavia and Milan, IT)
- 10:47 **Bleeding events and subsequent 30-day and 1-year mortality after percutaneous coronary intervention: a contemporary pooled patient-level analysis from the CHAMPION trials.** P3103  
 – M. Vaduganathan, R.A. Harrington, G.W. Stone, P.G. Steg, C.M. Gibson, C.W. Hamm, M.J. Price, E.N. Deliaris, J. Prats, S. Elkin, K.W. Mahaffey, H.D. White, D.L. Bhatt (Boston, Stanford, New York, La Jolla and Parsippany, US; Paris, FR; Bad Nauheim, DE; Auckland, NZ)

10:05–10:55 | Moderated poster station - Poster Area

COMORBIDITIES AND ATRIAL FIBRILLATION

Moderated Posters

- Chairperson(s): H.J.G.M. Crijns (Maastricht, NL); I. Savelieva (London, UK)
- 10:05 **Severe sleep apnea is associated with atrial fibrillation in older men from the general population.** P3104  
 – E. Thunstrom, H. Holtstrand Hjalms, S. Garcia, D. Morales, C. Ergatoudes, Z. Mandalenakis, L. Grote, A. Rosengren, K. Caidahl, P.O. Hansson, M. Fu (Gothenburg and Stockholm, SE)
- 10:12 **Preexisting cardiovascular comorbidities underlie newly diagnosed atrial fibrillation after acute ischemic stroke.** P3105  
 – L. Fauchier, A. Bisson, N. Clementy, D. Angoulvant, D. Babuty, G.Y.H. Lip (Tours, FR; Birmingham, UK)
- 10:19 **The impact of atrial fibrillation on risk of recurrence and mortality among patients with venous thromboembolism.** P3106  
 – T.F. Chao, G.Y.H. Lip, S.A. Chen (Taipei, TW; Birmingham, UK)
- 10:26 **Presence of diabetic complications does not incrementally increase risk of ischemic stroke in diabetic patients with atrial fibrillation.** P3107  
 – T.F. Chao, C.J. Liu, S.A. Chen (Taipei, TW)
- 10:33 **Atrial fibrillation incidence detected by continuous rhythm monitoring in patients after acute myocardial infarction and preserved left ventricular ejection fraction, results of the arrest study.** P3108  
 – A. Romanov, H. Purerfellner, S. Chen, M. Martinek, M. De Melis, I. Grazhdankin, D. Losik, D. Ponomarev, A. Strelnikov, E. Pokushalov, A. Karaskov (Novosibirsk, RU; Linz, AT; Maastricht, NL)
- 10:40 **Risk of new onset atrial fibrillation following an acute coronary syndrome: data from the GRACE registry.** P3109  
 – M.D. Worme, M.K. Tan, A.T. Yan, N.S. Tan, D. Brieger, A. Budaj, J.M. Gore, F. Van De Werf, J. Lopez-Sendon, P.G. Steg, K.A.A. Fox, D.W.J. Armstrong, S.G. Goodman, J.A. Udell (Toronto, CA; Sydney, AU; Warsaw, PL; Worcester, US; Leuven, BE; Madrid, ES; Paris, FR; Edinburgh, UK)
- 10:47 **Hypertension in patients with Atrial Fibrillation: the EURObservational research programme on atrial fibrillation (EORP-AF) pilot registry.** P3110  
 – G.A. Dan, E. Badila, E. Weiss, C. Laroche, G. Boriani, A. Dan, L. Tavazzi, A.P. Maggioni, H.J. Crijns, R. Popescu, G.Y.H. Lip (Bucharest, RO; Sophia Antipolis, FR; Bologna, Cotignola and Florence, IT; Maastricht, NL; Birmingham, UK)

10:05–10:55 | Moderated poster station - Poster Area

ION CHANNELS: FROM THE MOLECULAR LEVEL TO INTEGRATIVE BIOLOGY

Moderated Posters

Chairperson(s): S. Hatem (Paris, FR); J.L. Tamargo (Madrid, ES)

- 10:05 **SCN10A/Nav1.8 channels contribute to arrhythmogenesis in the human failing heart.** P3111  
 – N. Dybkova, S. Ahmad, N. Hartmann, P. Tirilomis, S. Pabel, E. Stevens, N. Frey, S. Sossalla (Göttingen and Kiel, DE; Cambridge, UK)
- 10:12 **A novel alternative splicing isoform promotes proteasomal degradation of L-type CaV1.2 calcium channels in the hypertrophic heart.** P3112  
 – J.W. Wang, Z.Y. Hu, D. Yu, J.L. Soon, D.P.V. De Kleijn, P. Liao, H.M. Colecraft, T.W. Soong (Singapore, SG; New York, US)
- 10:19 **Terminating ventricular arrhythmia by optogenetic hyperpolarisation.** P3113  
 – T. Bruegmann, M. Funken, C.C. Vogt, D. Malan, P. Sasse (Bonn, DE)
- 10:26 **Optogenetic modulation of fibroblasts membrane potential directly affects excitability and conduction in coupled cardiomyocytes in vitro.** P3114  
 – M. Funken, T. Bruegmann, P. Sasse (Bonn, DE)
- 10:33 **Circadian rhythm in heart rate is due to an intrinsic circadian clock in the sinus node.** P3115  
 – Y. Wang, A. D'Souza, A. Johnsen, S. Oieslagers, C. Cox, A. Bucchi, S. Wegner, E. Gill, E. Cartwright, U. Wisloff, P. Da Costa Martins, D. Difrancesco, H. Dobrzynski, H. Piggins, M. Boyett (Manchester, UK; Trondheim, NO; Maastricht, NL; Milan, IT)
- 10:40 **Decremental conduction in the atrioventricular node and heart block in pulmonary arterial hypertension.** P3116  
 – S.J. Logantha, I.P. Temple, M. Absi, Y. Zhang, M.A. Petkova, J. Yanni, T.T. Yamanushi, M. Zi, G. Hart, A.M. Gurney, E. Cartwright, H. Dobrzynski, M.R. Boyett (Manchester, UK; Kagawa, JP)
- 10:47 **Combined use of transgenic LQT2, LQT5 and LQT2-5 rabbit models with decreased repolarization reserve as novel tool for pro-arrhythmia research.** P3117  
 – T. Hornyik, A. Castiglione, G. Franke, S. Perez-Feliz, P. Major, L. Hiripi, G. Koren, Z.S. Bosze, A. Varro, M. Brunner, C. Bode, I. Baczkó, K. Odening (Szeged and Gödöllo, HU; Freiburg, DE; Providence, US)

10:05–10:55 | Moderated poster station - Poster Area

NOVEL PHARMACOLOGICAL THERAPY IN CHRONIC HEART FAILURE

Moderated Posters

Chairperson(s): To be announced; A. Pathak (Toulouse, FR)

- 10:05 **Contribution of central donepezil to prevention of cardiac dysfunction and improvement of long-term survival in chronic heart failure rats after myocardial infarction.** P3118  
 – M. Li, C. Zheng, T. Kawada, M. Inagaki, K. Uemura, T. Shishido, M. Sugimachi (Osaka, JP)
- 10:12 **Stimulation of the soluble guanylate cyclase attenuates pressure-overload induced cardiac hypertrophy in mice.** P3119  
 – J. Ruedebusch, A. Benkner, K. Klingel, M. Doerr, S.B. Felix, K. Grube (Greifswald and Tübingen, DE)
- 10:19 **Magnesium orotate improves symptoms, exercise capacity and quality of life in patients with valve prosthesis: results from a randomized, open-label, case-control 2-year study.** P3120  
 – I.R. Gaisin, A.S. Gazimzyanova, V.M. Abseeva, A.A. Galimova, N.I. Maksimov, M.A. Voronova, E.R. Sabirzyanova, E.A. Chernikch, L.V. Richkova (Izhevsk, RU)
- 10:26 **Effect of ipragliflozin, a sodium-glucose co-transporter 2 inhibitor, on diuresis and neurohormonal activation in type 2 diabetes mellitus and heart failure.** P3121  
 – T. Takeuchi, K. Dohi, T. Omori, K. Moriwaki, E. Sugiura, N. Kumagai, N. Fujimoto, E. Fujii, N. Yamada, M. Itou (Tsu, JP)
- 10:33 **Get the right balance: a novel vasopressin receptor antagonist equally blocks human V1a and V2 receptors and inhibits the release of plasminogen activator inhibitor-1 from cardiomyocytes.** P3122  
 – P. Kolkhof, H. Tinel, A. Buchmueller, E. Pook, P. Wasnaire, C. Schmeck, A. Kretschmer (Wuppertal, DE)
- 10:40 **The CaMKII inhibitor RA123456 attenuates heart failure and prevents ventricular and atrial arrhythmias in vivo.** P3123  
 – J. Mustroph, M. Baier, S. Neef, C.M. Sag, B. Floerchinger, L.S. Rupprecht, C.M. Schmid, Y. Zausig, G. Begis, V. Briand, A.J. Muslin, P. Janiak, P. Beauverger, L.S. Maier, S. Wagner (Regensburg, DE; Chilly-Mazarin, FR; Cambridge, US)
- 10:47 **The effects of LCZ696 on left ventricular remodeling in hypertensive patients - Results of a double blind, randomized, multicenter trial.** P3124  
 – R.E. Schmieder, F. Wagner, M. Mayr, C. Delles, C. Ott, C. Keicher, S. Aichner, Y. Khder, D. Yates, D. Albrecht, T. Langenickel, P. Freyhardt, R. Janka, J. Bremerich (Erlangen and Berlin, DE; Basel, CH; Glasgow, UK)

10:05–10:55 | Moderated poster station - Poster Area

**PROGNOSIS AND COST-EFFECTIVENESS OF CARDIAC REHABILITATION**

Moderated Posters

Chairperson(s): H. Voller (Rudersdorf, DE), M. Ambrosetti (Cunardo, IT)

- 10:05 **Mortality benefit of cardiac rehabilitation after myocardial infarction in the modern era.** P3125  
 – G. Weisz, N. Raviv Abeles, M. Mazar, A. Karawan, A. Kirschner, Z. Mizrach, R. Aran, R. Farkash, J. Balkin, M. Klutstein, D. Tzivoni, J. Klein (Jerusalem, IL)
- 10:12 **Increase in 6-minute walk distance during hospitalization predicts the readmission due to decompensated heart failure in patients with chronic heart failure.** P3126  
 – M. Tabata, T. Masuda, M. Kato, R. Shimizu, A. Akiyama, Y. Kamada, S. Tanaka, N. Hamazaki, A. Aoyama, K. Kamiya (Toyohashi and Sagami-hara, JP)
- 10:19 **Participation in exercise-based cardiac rehabilitation is associated with improved levels of risk factors in myocardial infarction survivors.** P3127  
 – I. Sjölin, M. Back, A. Schiopu, L. Nilsson, M. Leosdottir (Lund, Gothenburg, Malmö and Linköping, SE)
- 10:26 **Determinants and outcome of drop-out in outpatient cardiac rehabilitation.** P3128  
 – S. Pardaens, A.M. Willems, D. De Smedt, E. Clays, M. Vanderheyden, J. De Sutter (Ghent and Aalst, BE)
- 10:33 **The benefits of cardiac rehabilitation in coronary artery disease: does the weight matter?** P3129  
 – M. Braga, A. Rocha, H. Nascimento, M. Tavares Silva, R. Pinto, G. Pestana, J. Rodrigues, V. Araujo, F. Parada-Pereira, M.J. Maciel (Porto, PT)
- 10:40 **Peak oxygen uptake during exercise testing and long-term cardiovascular events in patients with coronary artery disease undergoing cardiac rehabilitation: a population-based study.** P3130  
 – J.R. Medina-Inojosa, T.A. Allison, V. Somers, R.J. Thomas, M.A. Gomez Ibarra, S. Leth, L. Barr, N. Jean, F. Lopez-Jimenez (Rochester, US)
- 10:47 **Cost effectiveness analysis of a cardiac rehabilitation program after an acute coronary syndrome.** P3131  
 – R. Andion Ogando, E. Laherran Rodriguez, E.M. Arias Valdes, C. Sanchez Del Hoyo, J. Gonzalez Liebana, J.M. Asin Guillen (Palencia and Avila, ES)

10:05–10:55 | Moderated poster station - Poster Area

**BASIC MECHANISMS IN PULMONARY HYPERTENSION**

Moderated Posters

Chairperson(s): S. Adnot (Créteil, FR); S.-A. Chang (Seoul, KR)

- 10:05 **A new experimental model of pulmonary arterial hypertension- KDR knock out.** P3132  
 – M.-P. Winter, A. Alimohammadi, T. Dachs, J. Altmann, A. Panzenboeck, B. Redwan, M. Sibilia, D. Santer, F. Nagel, B. Todesser, I.M. Lang (Vienna and St. Pölten, AT)
- 10:12 **Hypoxia induces the downregulation of the BMP signalling in pulmonary artery smooth muscle cells through the endothelin system.** P3133  
 – H. Maruyama, S. Sakai, R. Naeije, L. Dewachter, K. Aonuma (Moriya and Tsukuba, JP; Brussels, BE)
- 10:19 **Preventive effects of novel urotensin II receptor antagonist in experimental pulmonary arterial hypertension.** P3134  
 – J.H. Lee, B.K. Park, H.W. Seo, M.Y. Lee, E.M. Lee, J.H. Lee, T.G. Kim, J.Y. Hong, K.S. Oh, B.H. Lee (Daejeon and Seoul, KR)
- 10:26 **Hemodynamic and anti-remodelling effect of the rho kinase inhibitor y-27632 in monocrotaline pulmonary arterial hypertension rat model.** P3135  
 – S. Cantoni, S. Cavalli, G. Marchini, S. Bertolini, F. Pastore, R. Nassini, F. De Logu, G. Villetti, F. Facchinetti (Parma and Florence, IT)
- 10:33 **Hypoxia-induced pulmonary hypertension is attenuated by hypoxia-inducible factor-1 alpha deletion in macrophage.** P3136  
 – H. Kojima, T. Tokunou, Y. Takahara, K. Sunagawa, Y. Hirooka, T. Ichiki (Fukuoka, JP)
- 10:40 **Levosimendan prevents and reverts pressure-overload induced right ventricular failure.** P3137  
 – M.S. Hansen, A. Andersen, S. Holmboe, J.G. Schultz, S. Ringgaard, U. Simonsen, C.M. Happe, H.J. Bogaard, J.E. Nielsen-Kudsk (Aarhus, DK; Amsterdam, NL)
- 10:47 **Inhibition of nuclear factor-kappaB-mediated inflammation improves RV function in rats with pulmonary artery banding.** P3138  
 – K. Yoshida, K. Abe, K. Saku, M. Tanaka, M. Shinoda, Y. Kuwabara, K. Sunagawa (Fukuoka, JP)

10:05–10:55 | Moderated poster station - Poster Area

INSIGHTS ON THROMBOSIS AND ANTICOAGULANTS

Moderated Posters

Chairperson(s): M.R. Thomas (Sheffield, UK), V. Pengo (Padua, IT)

- 10:05 **Familial clustering of venous thromboembolism - A Danish nationwide cohort study.** P3139  
 – C. Sindet-Pedersen, L. Eske Bruun, A. Gundlund Lorentzen, E. Loldrup Fosbol, K. Aasbjerg Andersen, J. Langtved Pallisgaard, G. Hilmar Gislason, C. Torp-Pedersen, J. Bjerring Olesen (Hellerup, Aalborg and Copenhagen, DK)
- 10:12 **Inhibitory effects of ticagrelor monotherapy on arachidonic acid induced platelet aggregation in patients with coronary heart disease.** P3140  
 – J. Jiang, Y.J. Gong, X.G. Wang, B. Zheng, C.X. Qu, Y. Huo (Beijing, CN)
- 10:19 **Endothelial autophagy gene 7 (ATG7) modulates the expression of thrombomodulin and regulates thrombosis.** P3141  
 – J.W. Yau, K.K. Singh, Y. Hou, X. Lei, A. Ramadan, A. Quan, H. Teoh, W.M. Kuebler, M. Al-Omran, B. Yanagawa, H. Ni, S. Verma (Toronto, CA)
- 10:26 **Contemporary registry of intermediate and high risk pulmonary embolism patients presenting to a large tertiary medical center.** P3142  
 – R. Beigel, I. Mazin, O. Goitein, R. Herscovici, I. Kassif, S. Ben-Zekrey, P. Feffer, E. Raanani, E. Asher, S. Matetzky (Tel Hashomer, IL)
- 10:33 **Markers of thrombin generation in patients with ST-elevation myocardial infarction are associated with long term clinical outcome.** P3143  
 – C.H. Hansen, V. Ritschel, S. Halvorsen, G.Ø. Andersen, J. Eritsland, H. Arnesen, I. Seljeflot (Oslo, NO)
- 10:40 **Tecarfarin pharmacokinetics and pharmacodynamics-A novel CYP2C9 independent vitamin K antagonist.** P3144  
 – M. Midei, A.J. Camm, M. Turakhia, P. Druzgala, D. Albrecht, P. Milner (Milpitas and Palo Alto, US; London, UK)
- 10:47 **Presence of bacterial DNA in thrombus aspirates of patients with myocardial infarction.** P3145  
 – P. Pinon, L. Nunez, R. Moure, G. Marron-Linares, X. Flores, G. Aldama, J. Salgado, R. Calvino, R. Soler-Martin, M. Tomas, G. Bou, N. Vazquez, M. Hermida, J.M. Vazquez-Rodriguez (A Coruña, ES)

10:10–10:50 | Galileo - The Hub

MEET THE TRIALIST II – OPTIMAL DUAL ANTIPLATELET TREATMENT (DAPT) DURATION FOLLOWING DRUG ELUTING STENT WITH BIOABSORBABLE POLYMER AND ABLUMINAL COATING, NIPPON STUDY.

Meet the Trialists

Chairperson(s): P.G. Steg (Paris, FR)

- 10:10 **Optimal dual antiplatelet treatment (DAPT) duration following drug eluting stent with bioabsorbable polymer and abluminal coating, NIPPON study.** 3146  
 – M. Nakamura (Tokyo, JP)

10:10–10:50 | Agora 1 - Poster Area

THE FUTURE IS IN EDUCATION

Special Session

*Education at the heart of our mission: In 2014, the ESC inscribed in a pathway toward a needs-driven, evidence based education with a move-away from opinion-led formats. The ESC has now engaged in two independent needs assessments and the results of these studies and their impact on education at ESC will be discussed in this session. The ESC invites you to attend this session as part of our engagement to deliver more impactful education and continuing professional development programmes.*

Chairperson(s): K.F. Fox (London, UK); A. Vahanian (Paris, FR)

- 10:10 **Multiple facets of collaboration: a European assessment of cardiologists needs in relation to education, guidelines, research and roles of their specialty society.** 3147  
 – S. Murray, C. Carrera, P. Lazure, P. Vardas, J.L. Zamorano, P. Kearney, L. Goncalves, S. Peloquin, A. Vahanian (Brossard, CA; Sophia Antipolis and Paris, FR; Heraklion, GR; Madrid, ES; Cork, IE; Coimbra, PT)
- 10:30 **Sub-optimal collaboration between specialists and primary care physicians during identification and management of atrial fibrillation patients.** 3148  
 – M. Antz, H. Heidbuechel, P. Lazure, C. Carrera, A. Vahanian, G. Hindricks, S. Murray (Oldenburg and Leipzig, DE; Hasselt, BE; Brossard, CA; Sophia Antipolis and Paris, FR)



**10:15–10:45 | Forum - The Hub**

**MEET THE GUIDELINES TASK FORCE – HEART FAILURE**

**Special Session**

Chairperson(s): J.L. Zamorano Gomez (Madrid, ES); L. Badimon (Barcelona, ES)

- 10:15 **Heart Failure.** **3149**  
– P. Ponikowski (Wroclaw, PL)
- 10:30 **Heart failure - Panel discussion and questions from the audience.** **3150**  
– V.-P. Harjola (Helsinki, FI), J.T. Parissis (Athens, GR), J. Riley (London, UK), G.M.C. Rosano (London, UK), F. Ruschitzka (Zurich, CH), F.H. Rutten (Utrecht, NL), A.A. Voors (Groningen, NL)

**10:15–10:45 | Raphael - The Hub**

**PCSK9 INHIBITORS: REDEFINING CLINICAL PRACTICE**

**Satellite Symposium - Experts on the Spot**

**Sponsored by Sanofi and Regeneron**

Chairperson(s): A. Catapano (Milan, IT); J.J.P. Kastelein (Amsterdam, NL)

- 10:15 **Experts on the Spot - PCSK9 inhibitors: redefining clinical practice.** **3151**  
– J. Robinson (Iowa City, US), K.K. Ray (London, UK)

*Please refer to the Satellite Symposium scheduled on Sunday 28 August, 18:30–20:00 in Prague - Village 9.*

**10:15–10:45 | Da Vinci - The Hub**

**CARDIAC EMERGENCIES: HOW CAN A REVERSAL AGENT FOR A NOAC IMPACT PRACTICE?**

**Satellite Symposium - Experts on the Spot**

**Sponsored by Boehringer Ingelheim**

Chairperson(s): J. Halperin (New York, US)

- 10:15 **Cardiac emergencies: how can a reversal agent for a NOAC impact practice?** **3152**  
– J. Halperin (New York, US), D. Erlinge (Lund, SE), R. Whitlock (Hamilton, CA)

*Please refer to the Satellite Symposium scheduled on Sunday 28 August, 12:45–13:45 in Berlin - Village 4.*

**10:15–10:45 | Bernini - The Hub**

**CAN REAL WORLD DATA IN NVAF ADD TO CLINICAL PRACTICE DECISIONS? YOUR QUESTIONS ANSWERED**

**Satellite Symposium - Experts on the Spot**

**Sponsored by Bristol-Myers Squibb and Pfizer Alliance**

Chairperson(s): A.T. Cohen (London, UK)

- 10:15 **Can real world data in NVAF add to clinical practice decisions? Your questions answered.** **3153**  
– G.Y.H. Lip (Birmingham, UK), S.P. Johnsen (Aarhus, DK)

*Please refer to the Satellite Symposium scheduled on Sunday 28 August, 18:30–20:00 in Berlin - Village 4.*

**10:15–10:45 | Michelangelo - The Hub**

**SGLT2 INHIBITION IN DIABETES AND HEART FAILURE: DISCUSS THE EVIDENCE**

**Satellite Symposium - Experts on the Spot**

**Organised by Physicians' Academy for Cardiovascular Education**

Chairperson(s): D. Fitchett (Toronto, CA)

- 10:15 **Introduction - SGLT2 inhibition in diabetes and heart failure: discuss the evidence.** **3154**  
– D. Fitchett (Toronto, CA)
- 10:20 **SGLT2 inhibition: exploring the evidence in diabetes and heart failure.** **3155**  
– J.J.V. McMurray (Glasgow, UK)
- 10:30 **Interactive discussion: what are the implications of SGLT2 inhibition in HF patients with diabetes?** **3156**  
– D. Fitchett (Toronto, CA), J.J.V. McMurray (Glasgow, UK)


*Please refer to the EBAC Accredited Educational Programme scheduled on Sunday 28 August, 12:45–13:45 in Paris - Village 7.*



11:00–12:30 | Rome - Main Auditorium

HOT LINE PREVENTION AND LIPIDS		Hot Line
Chairperson(s): D.E. Grobbee (Utrecht, NL); I. Komuro (Tokyo, JP)		
11:00	<b>HIJ-PROPER - LDL cholesterol targeting with pitavastatin + ezetimibe for patients with acute coronary syndrome and dyslipidemia.</b>	3157
– N. Hagiwara (Tokyo, JP)		
11:10	<b>HIJ-PROPER - Discussant review.</b>	3158
– S. Gielen (Detmold, DE)		
11:15	<b>HIJ-PROPER - Panel discussion.</b>	3159
11:18	<b>OPTICARE - Benefits of the OPTimal CARDiac REhabilitation trial: a randomized, controlled superiority trial of an expanded educational and behavioral intervention.</b>	3160
– R.T. Van Domburg (Rotterdam, NL)		
11:28	<b>OPTICARE - Discussant review.</b>	3161
– A. Abreu (Lisbon, PT)		
11:33	<b>OPTICARE - Panel discussion.</b>	3162
11:36	<b>A naturally randomized trial comparing the effect of long-term exposure to lower LDL-C, lower SBP, or both on the risk of cardiovascular disease.</b>	3163
– B.A. Ference (Plymouth, US)		
11:46	<b>A naturally randomized trial comparing the effect of long-term exposure to lower LDL-C, lower SBP, or both on the risk of cardiovascular disease - Discussant review.</b>	3164
– T.C. Gillebert (Boechout, BE)		
11:51	<b>A naturally randomized trial comparing the effect of long-term exposure to lower LDL-C, lower SBP, or both on the risk of cardiovascular disease - Panel discussion.</b>	3165
11:54	<b>ESCAPE - Effect of alirocumab on the frequency of lipoprotein apheresis: a randomised Phase III trial.</b>	3166
– P.M. Moriarty (Kansas City, US)		
12:04	<b>ESCAPE - Discussant review.</b>	3167
– J. Chapman (Saint-Maur, FR)		
12:09	<b>ESCAPE - Panel discussion.</b>	3168
12:12	<b>Apheresis as a novel treatment for refractory angina with raised lipoprotein(a): a randomised controlled trial.</b>	3169
– T.Z. Khan (London, UK)		
12:22	<b>Apheresis as a novel treatment for refractory angina with raised lipoprotein(a) - Discussant review.</b>	3170
– P. Libby (Boston, US)		
12:27	<b>Apheresis as a novel treatment for refractory angina with raised lipoprotein(a) - Panel discussion.</b>	3171

11:00–12:30 | Forum - The Hub

EVALUATING ATHLETES FOR CARDIOVASCULAR DISEASE – CHALLENGING CASES EXPLAINED BY THE EXPERTS		Heart Team 
<b>Heart team at the Institute of Sport Medicine and Science, Rome</b>		
Chairperson(s): A. Pelliccia (Rome, IT); S. Sharma (London, UK)		
11:00	<b>Heart team panel live on stage.</b>	3172
– D. Corrado (Padua, IT), H. Heidbuchel (Hasselt, BE), L. Mont (Barcelona, ES)		
11:00	<b>Heart team filmed at the Institute of Sport Medicine and Science, Rome.</b>	3173
– S. Caselli (Rome, IT), V. Maestrini (Rome, IT), A. Pelliccia (Rome, IT), F.M. Quattrini (Rome, IT)		
11:00	<b>Discussion.</b>	3174

11:00–12:30 | Galileo - The Hub

PCSK9 INHIBITORS: READY TO EMBRACE?		Gladiators Arena
Chairperson(s): H. Drexel (Feldkirch, AT); K.P. Kjeldsen (Holbæk, DK)		
11:00	<b>PCSK9 inhibitors: ready to embrace? - Positioning of the topic.</b>	3175
– M. Sabatine (Boston, US)		
11:15	<b>PCSK9 inhibitors are ready for daily life clinical use - PRO.</b>	3176
– E.P. Navarese (Düsseldorf, DE)		
11:45	<b>PCSK9 inhibitors are ready for daily life clinical use - CON.</b>	3177
– T.R. Pedersen (Oslo, NO)		
12:15	<b>PCSK9 inhibitors: ready to embrace? Conclusion.</b>	3178
– H. Drexel (Feldkirch, AT)		



Guidelines in Daily Practice

**11:00–12:30 | Raphael - The Hub**

**2016 HEART FAILURE GUIDELINES IN EGYPT  
My NCS@ESC**

Chairperson(s): A.M.K. Etriby (Cairo, EG); A.M.F. Ismail (Dammam, SA)

11:00	<b>Clinical case 1.</b> – S.M. Shaheen (Cairo, EG)	3179
11:20	<b>Clinical case 1 - What do the Guidelines say?</b> – N.M. Farag (Cairo, EG)	3180
11:40	<b>Clinical case 1 - Take home message.</b> – A.M.K. Etriby (Cairo, EG)	3181
11:45	<b>Clinical case 2.</b> – E. Farag (Zagazig, EG)	3182
12:05	<b>Clinical case 2 - What do the Guidelines say?</b> – S.A. Salama (Cairo, EG)	3183
12:25	<b>Clinical case 2 - Take home message.</b> – A.M.F. Ismail (Dammam, SA)	3184

**11:00–12:30 | Da Vinci - The Hub**

**HIGHLIGHTS FROM THE NEW ENGLAND JOURNAL OF MEDICINE: EDITORS' CHOICE  
Joint with the New England Journal of Medicine**

Symposium

Chairperson(s): J. Jarcho (Boston, US); P.G. Steg (Paris, FR)

11:00	<b>Current evidence for optimal blood pressure goals.</b> – W.C.ushman (Memphis, US)	3185
11:15	<b>Evolving therapies for pulmonary hypertension.</b> – G. Simonneau (Clamart, FR)	3186
11:30	<b>Leadless cardiac pacemakers.</b> – V. Reddy (New York, US)	3187
11:45	<b>Empagliflozin in type 2 diabetes mellitus.</b> – C. Wanner (Höchberg, DE)	3188
12:00	<b>Adaptive servo-ventilation in heart failure.</b> – M.R. Cowie (London, UK)	3189

**11:00–12:30 | Bernini - The Hub**

**NOVEL INSIGHTS INTO PATHOLOGICAL CELL SIGNALLING IN CARDIOMYOPATHY**

Symposium

Chairperson(s): N. Frey (Kiel, DE); J. van der Velden (Amsterdam, NL)

11:00	<b>Central role of phosphatase targeting in the failing heart.</b> – M. Avkiran (London, UK)	3190
11:22	<b>Surprising Links of TNF-<math>\alpha</math> and Intermediate Filament Cytoskeleton in Cardioprotection and Heart Failure.</b> – Y. Capetanaki (Athens, GR)	3191
11:45	<b>Signaling components of fructose metabolism regulate myocardial pathological growth.</b> – G. Czibik (Créteil, FR)	3192
12:07	<b>Insights into IPS-cells derived signaling mechanisms in Tako-tsubo cardiomyopathy.</b> – K. Streckfuss-Boemeke (Göttingen, DE)	3193





**11:00–12:30 | Michelangelo - The Hub**

**WHAT DOES THE BUSY CARDIOLOGIST NEED TO KNOW ABOUT RECENT ADVANCES IN CARDIOLOGY?**

Symposium

Chairperson(s): D. Atar (Oslo, NO); M. Pazdernik (Prague, CZ)

11:00	<b>Acute heart failure - Can we win the battle or the war? Part 1.</b> – E.A. Jankowska (Wroclaw, PL)	3194
11:09	<b>Acute heart failure - Can we win the battle or the war? Part 2.</b> – F. Ruschitzka (Zurich, CH)	3195
11:18	<b>Interventional imaging - Why is it in fashion? Part 1.</b> – J. Grapsa (London, UK)	3196
11:27	<b>Interventional imaging - Why is it in fashion? Part 2.</b> – G. Habib (Marseille, FR)	3197
11:36	<b>High sensitivity troponins - Friend or foe for a cardiologist? Part 1.</b> – M. Rubini Gimenez (Basel, CH)	3198
11:45	<b>High sensitivity troponins - Friend or foe for a cardiologist? Part 2.</b> – S. Blankenberg (Hamburg, DE)	3199
11:54	<b>Ventricular ablation in non-ischaemic cardiomyopathies - Which patient to select? Part 1.</b> – T.J.R. De Potter (Aalst, BE)	3200
12:03	<b>Ventricular ablation in non-ischaemic cardiomyopathies - Which patient to select? Part 2.</b> – G. Hindricks (Leipzig, DE)	3201
12:12	<b>In vivo high-resolution optical coherence tomography - State of the Art and future perspectives - Part 1.</b> – M. Radu (Copenhagen, DK)	3202
12:21	<b>In vivo high-resolution optical coherence tomography - State of the Art and future perspectives - Part 2.</b> – M. Haude (Neuss, DE)	3203

**11:00–12:30 | Baku - Village 1**

**FROM PLAQUE TO INFARCTION: DISCOVERING NOVEL THERAPEUTIC TARGETS**

Symposium

Joint with the International Society for Heart Research

Chairperson(s): L. Badimon (Barcelona, ES); P. Ferdinandy (Budapest, HU)

11:00	<b>Plaque morphology in acute myocardial infarction - Inflammatory and image biomarkers.</b> – P. Maurovich-Horvat (Budapest, HU)	3204
11:22	<b>Neutrophil extracellular traps in acute myocardial infarction.</b> – K. Preissner (Giessen, DE)	3205
11:45	<b>Microvascular obstruction in acute myocardial infarction.</b> – F. Crea (Rome, IT)	3206
12:07	<b>Therapeutic strategies for reducing myocardial infarct size.</b> – D.J. Hausenloy (Singapore, SG)	3207

**11:00–12:30 | Nicosia - Village 1**

**IMMUNITY AND MYOCARDIAL REPAIR**

Symposium

Joint with the Cardiovascular Research Journal

Chairperson(s): S. Frantz (Halle, DE); C. Basso (Padua, IT)

11:00	<b>Cardiac-resident macrophages and myocardial healing.</b> – F. Montecucco (Geneva, CH)	3208
11:22	<b>Embryo-derived cardiac macrophages and ageing.</b> – To be announced	3209
11:45	<b>CD4+ T-cells regulate recruitment and differentiation of monocytes/macrophages in the infarcted myocardium.</b> – U. Hofmann (Würzburg, DE)	3210
12:07	<b>Monocyte/macrophages in myocardial infarction: the good, the bad and the ugly.</b> – M. Nahrendorf (Boston, US)	3211



**11:00–12:30 | Helsinki - Village 2**

**2015 NSTE – ACUTE CORONARY SYNDROMES GUIDELINES IN DAILY PRACTICE** Guidelines in Daily Practice

Chairperson(s): M. Roffi (Geneva, CH); C.W. Hamm (Bad Nauheim, DE)

- 11:00 **Troponin elevation (mis)guidance? - Clinical case.** 3212  
– E.P. McFadden (Cork, IE)
- 11:15 **Troponin elevation (mis)guidance? - What do the Guidelines say?** 3213  
– C.E. Mueller (Basel, CH)
- 11:30 **Troponin elevation (mis)guidance? - Panel discussion on how to implement the Guidelines.** 3214  
– L. Bolognese (Arezzo, IT), G.M. Montalescot (Paris, FR), R.F. Storey (Sheffield, UK)
- 11:40 **Troponin elevation (mis)guidance? - Conclusion and take home message.** 3215  
– C.W. Hamm (Bad Nauheim, DE)
- 11:45 **Antiplatelet treatment in atrial fibrillation patients under going PCI - Clinical case.** 3216  
– Y. Ikari (Kanagawa, JP)
- 12:00 **Antiplatelet treatment in atrial fibrillation patients under going PCI - What do the Guidelines say?** 3217  
– F. Andreotti (Rome, IT)
- 12:15 **Antiplatelet treatment in atrial fibrillation patients under going PCI - Panel discussion on how to implement the Guidelines.** 3218  
– L. Bolognese (Arezzo, IT), G.M. Montalescot (Paris, FR), R.F. Storey (Sheffield, UK)
- 12:25 **Antiplatelet treatment in atrial fibrillation patients under going PCI - Conclusion and take home message.** 3219  
– M. Roffi (Geneva, CH)

**11:00–12:30 | Sarajevo - Village 2**

**IMPROVED OUTCOMES: THE HEART TEAM APPROACH** Symposium

Joint with the American Heart Association

Chairperson(s): M.A. Creager (Lebanon, US); F.J. Pinto (Lisbon, PT)

- 11:00 **Rational approach to PCI and CABG.** 3220  
– W. Wijns (Brussels, BE)
- 11:22 **Anti-platelet and anti-thrombotic therapy: the timing of intervention.** 3221  
– E. Peterson (Durham, US)
- 11:45 **How to limit renal damage during PCI and cardiac surgery.** 3222  
– M. Ranucci (Milan, IT)
- 12:07 **Educating the cardiologist on how to optimise surgical outcomes.** 3223  
– F. Sellke (Providence, US)

**11:00–12:30 | Cairo - Village 3**

**MANAGEMENT OF HYPERTENSIVE EMERGENCIES IN CARDIOVASCULAR MEDICINE** Symposium

Chairperson(s): G. de Simone (Naples, IT); T. Kahan (Stockholm, SE)

- 11:00 **Blood pressure management in acute aortic dissection.** 3224  
– F. Mahfoud (Homburg, DE)
- 11:22 **Perioperative blood pressure management.** 3225  
– C. Vlachopoulos (Athens, GR)
- 11:45 **Management of accelerated hypertension.** 3226  
– S. Taddei (Pisa, IT)
- 12:07 **Blood pressure management in acute stroke.** 3227  
– A. Coca (Barcelona, ES)

**11:00–12:30 | Yerevan - Village 3**

**BLOOD PRESSURE PHENOTYPE AND TARGET ORGAN DAMAGE** Advances in Science

Chairperson(s): G.E. Fabregues (Buenos Aires, AR); M. Volpe (Rome, IT)

- 11:00 **State of the Art in blood pressure phenotype and cardiovascular risk.** 3228  
– P. Verdecchia (Perugia, IT)
- 11:18 **Impact of visit-to-visit variability of blood pressure and coronary atheroma changes by 3-D IVUS and subsequent cardiovascular events.** 3229  
– A. Hirohata, K. Yamamoto, M. Ohara, A. Hayashida, R. Yoshioka, T. Nishida, T. Morikawa, T. Karashima, K. Togi, H. Takushi, T. Ohe (Okayama, JP)
- 11:36 **Cardiovascular and metabolic predictors of incident arterial hypertension in adolescents and young adults: the Strong Heart Family Study.** 3230  
– M. De Marco, V. Lio, M.J. Roman, A. D'Amato, E.T. Lee, G. De Stefano, B.V. Howard, R.B. Devereux, G. De Simone (Pozzuoli and Naples, IT; New York, Oklahoma City and Washington, US)
- 11:54 **Longitudinal and orthostatic changes of blood pressure predict dementia.** 3231  
– H. Holm, K. Nagga, E. Nilsson, O. Melander, E. Bachus, A. Fedorowski, M. Magnusson (Malmö and Lund, SE)
- 12:12 **Future direction for research in blood pressure profiling.** 3232  
– A. De La Sierra (Terrassa, ES)

11:00–12:30 | Berlin - Village 4

<b>CATCH ME 2016: TEAM APPROACHES TO PREVENT AND TREAT ATRIAL FIBRILLATION</b>		Symposium
Chairperson(s): D. Fitzsimons (Belfast, UK); P. Kirchhof (Birmingham, UK)		
11:00	<b>Integrated atrial fibrillation management: opportunities and challenges.</b>	3233
	– J.M.L. Hendriks (Sittard, NL)	
11:22	<b>Weight reduction prevents atrial fibrillation - Is a scale all you need to treat atrial fibrillation?</b>	3234
	– P.S. Sanders (Adelaide, AU)	
11:45	<b>Run, but not for too long. Endurance exercise and the risk for atrial fibrillation.</b>	3235
	– E. Guasch (Barcelona, ES)	
12:07	<b>Gene chips: the future for atrial fibrillation prevention?</b>	3236
	– M.F. Sinner (Munich, DE)	

11:00–12:30 | Minsk - Village 4

<b>RESYNCHRONISATION</b>		Symposium
Joint with the Saudi Heart Association		
Chairperson(s): A. Auricchio (Lugano, CH); A. Al Mosaad (Riyadh, SA)		
11:00	<b>Have patients with RBBB to be excluded from CRT?</b>	3237
	– F.W. Prinzen (Maastricht, NL)	
11:22	<b>Are new pacing modalities useful for CRT?</b>	3238
	– F. Bokhari (Jeddah, SA)	
11:45	<b>What is the benefit of CRT-D over CRT-P to prevent sudden cardiac death.</b>	3239
	– J.C. Daubert (Rennes, FR)	
12:07	<b>Which device to implant at the time of the change of the CRT-D when LVEF is over 40%?</b>	3240
	– A.H. Hersi (Riyadh, SA)	

11:00–12:30 | Athens - Village 5

<b>BRIDGING OF ANTITHROMBOTIC THERAPY FOR INVASIVE PROCEDURE</b>		Symposium
Chairperson(s): S.D. Kristensen (Aarhus, DK); D.J. Angiolillo (Jacksonville, US)		
11:00	<b>Interruption of antiplatelet therapy: benefits and risks.</b>	3241
	– J.-P. Collet (Paris, FR)	
11:22	<b>Role of intravenous agents.</b>	3242
	– J.A.C. Morais (Leiria, PT)	
11:45	<b>Oral anticoagulation for atrial fibrillation: interruption or bridging?</b>	3243
	– F.W.A. Verheugt (Amsterdam, NL)	
12:07	<b>Resumption of oral antithrombotics.</b>	3244
	– S. Halvorsen (Oslo, NO)	

11:00–12:30 | Copenhagen - Village 5

<b>MYOCARDIAL ISCHAEMIA REPERFUSION INJURY: A PROOF OF CONCEPT?</b>		Advances in Science
Chairperson(s): D. Erlinge (Lund, SE); A. Koller (Budapest, HU)		
11:00	<b>State of the Art in myocardial ischemia reperfusion injury.</b>	3245
	– M. Ovize (Lyon, FR)	
11:18	<b>Cardiac calpains in mitochondria following acute myocardial ischemia/reperfusion injury.</b>	3246
	– S. Korste, U.B. Hendgen-Cotta, P. Stock, T. Rassaf, M. Totzeck (Essen, DE)	
11:36	<b>Experimental cerebral ischemia in rats increases myocardial vulnerability to ischemia-reperfusion injury ex vivo.</b>	3247
	– A. Meloux, E. Rigal, L. Rochette, Y. Bejot, C. Vergely (Dijon, FR)	
11:54	<b>Inhibition of the S1P lyase improves cardiac remodeling after acute myocardial infarction in mice.</b>	3248
	– A. Polzin, P. Keul, L. Dannenberg, S. Becher, D. Naguib, S. Heberkorn, U. Floegel, T. Zeus, M. Kelm, B. Levkau (Düsseldorf and Essen, DE)	
12:12	<b>Future direction for research in myocardial ischemia reperfusion injury.</b>	3249
	– D. Garcia-Dorado (Barcelona, ES)	



11:00–12:30 | Budapest - Village 6

**IMAGING HEART FAILURE**

Guidelines in Daily Practice

Chairperson(s): Z. Vered (Zerifin, IL); A.M.G. Almeida (Lisbon, PT)

- 11:00 **Heart failure with preserved ejection fraction - Clinical case.** 3250  
– T. Edvardsen (Oslo, NO)
- 11:15 **Heart failure with preserved ejection fraction - What do the Guidelines say?** 3251  
– P. Nihoyannopoulos (London, UK)
- 11:25 **Heart failure with preserved ejection fraction - Panel discussion on how to implement the Guidelines.** 3252  
– A.G. Fraser (Cardiff, UK), Z. Perisic (Niš, RS), E. Donal (Rennes, FR)
- 11:35 **Heart failure with preserved ejection fraction - Conclusion and take home message.** 3253  
– Z. Vered (Zerifin, IL)
- 11:40 **Imaging risk factors - Clinical case.** 3254  
– L. Ermande (Paris, FR)
- 11:55 **Imaging risk factors - What do the Guidelines say?** 3255  
– B. Cosyns (Brussels, BE)
- 12:05 **Imaging risk factors - Panel discussion on how to implement the Guidelines.** 3256  
– A.G. Fraser (Cardiff, UK), Z. Perisic (Niš, RS), E. Donal (Rennes, FR)
- 12:15 **Imaging risk factors - Conclusion and take home message.** 3257  
– A.M.G. Almeida (Lisbon, PT)

11:00–12:30 | Tbilisi - Village 6

**INNOVATIONS IN IMAGING TECHNOLOGY TO IMPROVE PATIENT OUTCOME**

Symposium

Chairperson(s): G. Krstacic (Zagreb, HR); P. Lim (Créteil, FR)

- 11:00 **Ultrafast echocardiography: what potential breakthroughs?** 3258  
– O. Bernard (Villeurbanne, FR)
- 11:22 **Improving the outcome of TAVI by CT.** 3259  
– J. Leipsic (Vancouver, CA)
- 11:45 **In vitro haemodynamics and valve imaging in passive beating hearts: a tool for interventional cardiology training.** 3260  
– A. Mangini (Milan, IT)
- 12:07 **Virtual valve repair: the future treatment strategy planning tool.** 3261  
– P. Mortier (Ghent, BE)

11:00–12:30 | Paris - Village 7

**CARDIOMETABOLIC SYNDROME: CHALLENGES AND ADVANCES**

Symposium

Chairperson(s): N.D. Wong (Irvine, US); K. Kotseva (London, UK)

- 11:00 **Challenges in defining the metabolic syndrome.** 3262  
– C.M. Yu (New Territories, HK)
- 11:22 **Understanding “central” pathophysiology.** 3263  
– N. Hancu (Cluj-Napoca, RO)
- 11:45 **Evolution of metabolic syndrome: therapy by stages.** 3264  
– L. Sperling (Atlanta, US)
- 12:07 **Development of new care models.** 3265  
– Z. Fras (Ljubljana, SI)

11:00–12:30 | Reykjavik - Village 7

**GENETIC RISK SCORE IN CARDIOVASCULAR PREVENTION: DAWN OF A NEW ERA**

Advances in Science

Chairperson(s): D.E. Grobbee (Utrecht, NL); P. Marques-Vidal (Lausanne, CH)

- 11:00 **State of the Art in genetic risk score: a breakthrough in cardiovascular prevention.** 3266  
– C. Perrino (Naples, IT)
- 11:18 **Do metabolic risk factors mediate the genetic risk for coronary heart disease?** 3267  
– J. Fritz, D. Shiffman, O. Melander, H. Tada, H. Ulmer (Innsbruck, AT; Alameda, US; Lund, SE; Kanazawa, JP)
- 11:36 **Genetic risk score, individual genetic variants and psychological stress as predictors of coronary artery disease, fatal myocardial infarction and cardiovascular death.** 3268  
– T. Svensson, M. Kittlinski, G. Engstrom, O. Melander (Malmö, SE)
- 11:54 **Genetic risk score and cardiovascular mortality in a portuguese population.** 3269  
– A. Pereira, M.I. Mendonca, M. Neto, R. Rodrigues, J. Monteiro, A.C. Sousa, S. Freitas, M. Rodrigues, E. Henriques, G. Guerra, I. Ornelas, S. Borges, D. Pereira, R. Palma Dos Reis (Funchal and Lisbon, PT)
- 12:12 **Future direction for research in genetic and epigenetic associations in cardiovascular disease.** 3270

11:00–12:30 | Brussels - Village 8

**HEART FAILURE UPDATE 2016 – FOCUS ON ASIA PACIFIC AND EUROPE**  
**Joint with the Asian Pacific Society of Cardiology**

Symposium

Chairperson(s): C.S.P. Lam (Singapore, SG); B. Pieske (Berlin, DE)

11:00	<b>The heart team for heart failure: a new paradigm shift?</b> – D.K.L. Sim (Singapore, SG)	3271
11:22	<b>Imaging in heart failure.</b> – D. Vinereanu (Bucharest, RO)	3272
11:45	<b>Heart failure - What is different in the Asia-Pacific?</b> – J.J. Atherton (Brisbane, AU)	3273
12:07	<b>Devices.</b> – C. Leclercq (Rennes, FR)	3274

11:00–12:30 | Tallinn - Village 8

**BIOMARKERS IN HEART FAILURE: HOW TO GUIDE CLINICIANS**

Symposium

Chairperson(s): J. Januzzi (Boston, US); A. Sandek (Göttingen, DE)

11:00	<b>Clinical implications of novel natriuretic peptides.</b> – V.M. Volterrani (Rome, IT)	3275
11:22	<b>Inflammatory biomarkers in daily practice.</b> – D. Tousoulis (Athens, GR)	3276
11:45	<b>Biomarkers in heart failure with preserved ejection fraction.</b> – S. Von Haehling (Göttingen, DE)	3277
12:07	<b>New biomarkers in chronic and acute heart failure.</b> – A. Maisel (Solana Beach, US)	3278

11:00–12:30 | Prague - Village 9

**PRIMARY MITRAL REGURGITATION: FROM CELLS TO SCALPELS**  
**Joint with the American College of Cardiology**

Symposium

Chairperson(s): J.J. Bax (Leiden, NL); R. Chazal (Fort Myers, US)

11:00	<b>Mitral valve disease: scope of the problem.</b> – A. Poppas (Providence, US)	3279
11:22	<b>What is happening to the valve on a cellular level?</b> – R. Durst (Jerusalem, IL)	3280
11:45	<b>Imaging of the mitral valve: structure and function.</b> – C. Sivaram (Oklahoma City, US)	3281
12:07	<b>Repairing the mitral valve: how, when and where?</b> – J.F.O. Obadia (Lyon-Bron, FR)	3282

11:00–12:30 | Vienne - Village 9

**PULMONARY HYPERTENSION IN THE ELDERLY: DO THE GUIDELINES ALWAYS HELP?**

Guidelines in Daily Practice 

Chairperson(s): M. Humbert (Le Kremlin-Bicêtre, FR); V. McLaughlin (Ann Arbor, US)

11:00	<b>A patient with pulmonary arterial hypertension and cardiovascular risk factors - Clinical case.</b> – S. Rosenkranz (Cologne, DE)	3283
11:15	<b>A patient with pulmonary arterial hypertension and cardiovascular risk factors - What do the Guidelines say?</b> – N. Galie (Bologna, IT)	3284
11:30	<b>A patient with pulmonary arterial hypertension and cardiovascular risk factors - Panel discussion on how to implement the Guidelines.</b> – S.V. Konstantinides (Mainz, DE), J.L. Vachiery (Brussels, BE)	3285
11:40	<b>A patient with pulmonary arterial hypertension and cardiovascular risk factors - Conclusion and take home message.</b> – V. McLaughlin (Ann Arbor, US)	3286
11:45	<b>A patient with pulmonary hypertension and a history of venous thromboembolism - Clinical case.</b> – M. Delcroix (Leuven, BE)	3287
12:00	<b>A patient with pulmonary hypertension and a history of venous thromboembolism - What do the Guidelines say?</b> – I.M. Lang (Vienna, AT)	3288
12:15	<b>A patient with pulmonary hypertension and a history of venous thromboembolism - Panel discussion on how to implement the Guidelines.</b> – S.V. Konstantinides (Mainz, DE), J.L. Vachiery (Brussels, BE)	3289
12:25	<b>A patient with pulmonary hypertension and a history of venous thromboembolism - Conclusion and take home message.</b> – M. Humbert (Le Kremlin-Bicêtre, FR)	3290

11:00–12:30 | Zagreb - Village 9

**THE CORONARY SUDDEN DEATH IN THE YOUNG**

**Cardiac Anatomy and Pathology Live**

Chairperson(s): J. Greenwood (Leeds, UK); G. d'Amati (Rome, IT)

- 11:00 **Live video demonstration.** 3291  
– G. Thiene (Padua, IT)
- 11:45 **Hands-on specimen demonstration.** 3292

11:00–12:30 | Agora 1 - Poster Area

**ATRIAL FIBRILLATION ABLATION: NOVELTIES AND ADVANCES**

**Rapid Fire Abstract**

Chairperson(s): A. de Paola (São Paulo, BR); C. Tondo (Milan, IT)

- 11:09 **Impact of continuous monitoring of the pulmonary venous pressure on the acute results of cryoablation: A derivation and validation study.** 3293  
– K. Hasegawa, K. Kaseno, K. Hisazaki, N. Amaya, T. Aiki, M. Mukai, A. Matsui, Y. Shiomi, N. Tama, H. Ikeda, Y. Fukuoka, T. Morishita, K. Ishida, H. Uzui, T. Tada (Fukui, JP)
- 11:18 **Importance of non-pulmonary vein triggers in patients with high baseline fasting blood sugar undergoing catheter ablation for atrial fibrillation.** 3294  
– S. Mohanty, P. Mohanty, I.K.A. Asfour, C. Trivedi, C. Gianni, Y. Gokoglan, R. Bai, J.D. Burkhardt, R. Horton, J. Sanchez, L. Di Biase, A. Natale (Austin, US)
- 11:27 **Durability of pulmonary vein isolation by various kind of ablation catheter.** 3295  
– A. Kobori, Y. Sasaki, Y. Matsumoto, K. Ishizu, M. Nakashima, K. Ishibashi, R. Murai, M. Oota, K. Kim, T. Yamane, N. Ehara, M. Kinoshita, S. Kaji, Y. Furukawa (Kobe, JP)
- 11:36 **Cryoablation for persistent atrial fibrillation in comparison with open-irrigated radiofrequency technique: preliminary results of a randomised clinical trial.** 3296  
– M.M. Gallagher, Y. Gang, G. Domenichini, H. Gonna, M. Sampson, Z. Zuberi, A.J. Camm (London, UK)
- 11:45 **Linear ablation following pulmonary vein isolation in patients with atrial fibrillation: a meta-analysis.** 3297  
– T. Liu, Z. Zhang, K.P. Letsas, N. Zhang, M. Efremidis, G. Xu, G. Li (Tianjin, CN; Athens, GR)
- 11:54 **Implant-based isolation of pulmonary veins.** 3298  
– G. Van Langenhove, T. Boussy, M. Philpott, E. Clement, U. Wallenz (Ghent and Merelbeke, BE; Lahav, IL)
- 12:03 **Less than 2 min cryoballoon applications result in comparable acute and 6-months success for the treatment of atrial fibrillation but reduced incidence of phrenic nerve palsy: results of the 123-study.** 3299  
– M.M.D. Molenaar, T. Hesselink, Y.J. Stevenhagen, C. Timmermans, P. Van Dessel, M.F. Scholten, J.M. Van Opstal (Enschede and Maastricht, NL)
- 12:12 **Prevalence of triggers from left atrial appendage and coronary sinus in patients with history of coronary artery bypass grafting or maze procedure undergoing catheter ablation for atrial fibrillation.** 3300  
– S. Mohanty, P. Mohanty, C. Trivedi, C. Gianni, J.D. Burkhardt, J. Sanchez, G.J. Gallinghouse, A. Al-Ahmad, R. Horton, D.J. Lakkireddy, R. Hongo, C. Elayi, J. Viles-Gonzalez, L. Di Biase, A. Natale (Austin, Kansas City, San Francisco, Lexington and Miami, US)
- 12:21 **Outcome of conservative management with stents and clips in esophageal fistula and perforation following catheter ablation for atrial fibrillation: multi-center experience and literature review.** 3301  
– S. Mohanty, C. Trivedi, C. Gianni, R. Cataldo, J. Kazi, R. Riley, T. Mattioni, D. Riggio, M. Zawaneh, J.D. Burkhardt, J. Sanchez, P. Hranitzky, A. Al-Ahmad, R. Horton, A. Natale (Austin and Scottsdale, US)



11:00–12:30 | Agora 2 - Poster Area

CLINICAL STUDIES ON PLATELET INHIBITION

Rapid Fire Abstract

Chairperson(s): J.M. Ten Berg (Nieuwegein, NL); C.V. Varenhorst (Uppsala, SE)

- 11:00 **Incidence of colorectal cancer in new users and non-users of low-dose aspirin for primary prevention of cardiovascular or cerebrovascular disease in the United Kingdom.** 3302  
– L.A. Garcia Rodriguez, M. Soriano-Gabarro, L. Cea Soriano (Madrid, ES; Berlin, DE)
- 11:09 **Short versus prolonged dual antiplatelet therapy duration after bare-metal stent implantation: 2-month landmark analysis from the Credo-Kyoto registry cohort-2.** 3303  
– M. Natsuaki, T. Morimoto, Y. Fukukawa, T. Kimura (Fukuoka, Nishinomiya, Kobe and Kyoto, JP)
- 11:18 **Clinical implications of low-dose aspirin in vasospastic angina: the 3-year prognosis.** 3304  
– Y.S. Lee, K.Y. Lee, D.I. Shin, S.H. Her, S.H. Han, Y.K. Ahn, D.S. Kim, D.J. Choi, H.M. Kwon, H.C. Gwon, S.W. Rha, S.H. Jo, S.C. Lim, R. Heo, S.H. Baek (Seoul, Incheon, Daejeon, Gwangju, Busan, Seongnam, Anyang-si, Gyeonggi-do and Pucheon, KR)
- 11:27 **Validation of the DAPT score in the all comer PRODIGY trial.** 3305  
– G. Magnani, R. Piccolo, S. Windecker, M. Valgimigli (Bern, CH)
- 11:36 **Aspirin desensitization in patients with coronary artery disease: results of a multicenter registry.** 3306  
– R. Rossini, G. Musumeci, R. Pozzi, C. Lettieri, I. Bossi, M. Bianco, S. Leonardi, A. Iorio, E. Collaku, P. Colombo, P. Canova, A. Anzuini, L. Oltrona Visconti, O. Valsecchi, M. Senni (Bergamo, Turin, Mantova, Milan, Pavia and Castellanza, IT)
- 11:45 **Ticagrelor reduces the risk of ischemic stroke after acute myocardial infarction compared with clopidogrel.** 3307  
– R. Henriksson, A. Ulvenstam, A. Graipe, T. Mooe (Umeå, SE)
- 11:54 **Clinical outcomes of dual antiplatelet therapy after implantation of drug-eluting stents in patients with different cardiovascular risk factors.** 3308  
– Y.S. Suh, S.Y. Lee, M.K. Hong, D.H. Shin, J.S. Kim, B.K. Kim, Y.G. Ko, C.H.O.I. Dh, Y.S. Jang, H.S. Kim, M. Valgimigli, T. Palmerini, G.W. Stone (Goyang, Gunpo and Seoul, KR; Bern, CH; Bologna, IT; New York, US)
- 12:03 **Pharmacodynamics of Low and Standard Doses of Ticagrelor in Patients with End Stage Renal Disease on Hemodialysis.** 3309  
– W. Kim, J.S. Woo, W.S. Kim, J.B. Kim, H.O. Kim, J.M. Kim (Seoul, KR)
- 12:12 **Potential role of ticagrelor in preventing venous and cardiac thrombosis: insights from PEGASUS-TIMI 54.** 3310  
– I. Cavallari, P. Aylward, P.G. Steg, R.F. Storey, D.L. Bhatt, M. Cohen, A. Budaj, R. Corbalan, P. Theroux, J. Lopez-Sendon, D. Isaza, M. Dellborg, E. Braunwald, M.S. Sabatine, M.P. Bonaca (Boston and Newark, US; Bedford Park, AU; Paris, FR; Sheffield, UK; Warsaw, PL; Santiago, CL; Montreal, CA; Madrid, ES; Bogota, CO; Gothenburg, SE)
- 12:21 **Randomized comparisons of the platelet inhibitory effect of clopidogrel and low dose of ticagrelor in patients receiving antiplatelet therapy after percutaneous coronary intervention.** 3311  
– H.Y. Jin, H.C. Shin, J.S. Seo, J.S. Jang, T.H. Yang, D.K. Kim, D.S. Kim, K.W. Seo, D.K. Kim, P.S. Song, S.H. Seol, D.I. Kim (Busan, KR)

08:30–12:30 | Best poster screen - Poster Area

**BEST POSTERS SESSION 4**

Best Posters

Discussant intervention 10:05–10:55

Best Posters are on display from 08:30 to 12:30 on the Best Poster plasma screen of the related topic. During the viewing time (10:05–10:55), a discussant will visit the presenters to animate discussions, the screen will be shared in 4 parts and each poster will take, in turns, full screen to allow time for Poster discussion.

**BEST POSTERS IN NEW OBSERVATIONS IN STRESS ECHOCARDIOGRAPHY**

- Discussant: Best Posters in new observations in stress echocardiography.** P3312  
– J. D'hooge (Leuven, BE)
- Prognostic value of exercise stress echocardiogram in the follow-up of patients after percutaneous coronary intervention with stent placement.** P3313  
– T.F. Benito Gonzalez, D. Alonso Rodriguez, L. Alvarez Roy, M. Rodriguez Santamarta, E. Martinez Paz, R. Gutierrez Caro, N. Rojo Prieto, A. Mayorga Bajo, L. Romero Roche, I. Iglesias Garriz, M.A. Rodriguez Garcia, F. Fernandez Vazquez (Leon, ES)
- Significant prognostic impact of the preload reserve and diastolic reserve during acute preload stress echocardiography using leg-positive pressure manoeuver in patients with heart failure.** P3314  
– K.M. Matsumoto, H. Tanaka, H. Takada, F. Soga, K. Hatazawa, H. Shimoura, Y. Hatani, H. Matuzoe, J. Ooka, H. Sano, T. Sawa, Y. Mochizuki, K. Ryo-Koriyama, K.I. Hirata (Kobe, JP)
- Global vs regional longitudinal strain at rest and during dobutamine stress for prediction of significant coronary artery stenosis.** P3315  
– E. Rumbinaite, A. Karuzas, I. Jonaskiene, T. Ptasinaskas, R. Zvirblyte, M. Viezelis, M. Kinderyte, O. Gustiene, R. Slapikas, J.J. Vaskelyte (Kaunas, LT)
- Left ventricular contractile reserve by stress echocardiography as a predictor of response to cardiac resynchronization therapy in heart failure: a meta-analysis.** P3316  
– Q. Ciampi, C. Carpeggiani, C. Michelassi, B. Villari, E. Picano (Benevento and Pisa, IT)

**BEST POSTERS IN DRUG THERAPY AND BLOOD PRESSURE LOWERING**

- Discussant: Best Posters in drug therapy and blood pressure lowering.** P3317  
– K. Wachtell (Oslo, NO)
- ZD100: a novel cyclic GMP activating ANP-based designer peptide in experimental hypertension with structural insights into its unique carboxy-terminus.** P3318  
– A. Buglioni, S.J. Sangaralingham, B.K. Huntley, D.J. McCormick, G.E. Harders, J. Winaver, H.H. Chen, J.C. Burnett (Rochester, US)
- Oral paricalcitol therapy reduces arterial stiffness in hypertensive patients with chronic kidney disease and secondary hyperparathyroidism: Data from a 1-year follow-up study.** P3319  
– C. Tsioufis, M. Giakoumis, K. Dimitriadis, D. Konstantinidis, A. Kasiakogias, E. Andrikou, D. Petras, D. Tousoulis (Athens, GR)
- Blood pressure lowering for prevention of cardiovascular disease and death: a systematic review and meta-analysis.** P3320  
– D. Ettehad, C. Emdin, A. Kiran, S. Anderson, T. Callender, J. Emberson, J. Chalmers, A. Rodgers, K. Rahimi (Oxford, UK; Sydney, AU)
- Stress management techniques for the management of idiopathic hypertension.** P3321  
– L.P. Papadaki, C.H. Davos, A. Artemiadis, C. Darviri, G.P. Chrousos (Athens, GR)

**BEST POSTERS IN RESTENOSIS TREATMENT**

- Discussant: Best Posters in restenosis treatment.** P3322  
– R.A. Byrne (Munich, DE)
- Impact of diabetes on the severity of calcified neoatherosclerosis in extremely late in-stent restenosis over 10 years after bare-metal stent implantation.** P3323  
– T. Watanabe, K. Yumoto, M. Hattori, S. Ikeda, T. Kanaya, T. Fukuzawa, S. Tanaka, H. Aoki (Yokohama, JP)
- Vascular smooth muscle cell-related microRNAs are up-regulated in human venous intimal hyperplasia of dialysis patients.** P3324  
– C.-C. Wu, L.-J. Chen, M.-Y. Hsieh, T.-J. Lin, J.-J. Chiu (Hsin-Chu and Miaoli, TW)
- Development of a PPAR-gamma agonist-coated implant for restenosis treatment.** P3325  
– D. Haase, R. Wyrwa, M. Schnabelrauch, S. Otto, T.C. Poerner (Jena, DE)
- Comparison of in-stent restenosis rates after percutaneous coronary intervention in patients with hemodialysis versus peritoneal dialysis.** P3326  
– S. Liu, N. Tangri, A. Ravandi, O. Toleva, B. Elbarouni, M. Vo, K. Minhas, J. Ducas, C. Rigatto, M. Kass (Winnipeg, CA)

**BEST POSTERS IN CARDIAC RESYNCHRONISATION THERAPY**

<b>Discussant: Best Posters in cardiac resynchronisation therapy.</b>	<b>P3327</b>
– A. Russo (Moorestown, US)	
<b>The concept of competing risks applied to a CRT-D population.</b>	<b>P3328</b>
– B.A. Schaefer, D. Weber, D. Theuns, T. Reichlin, M. Kuehne, C. Sticherling, S. Osswald, M. Koller (Basel, CH; Rotterdam, NL)	
<b>Anticoagulant therapy in patients with left ventricular endocardial stimulation for cardiac resynchronization therapy.</b>	<b>P3329</b>
– I. Karpenko, A. Abramova, A. Goriachiy, M. Khanafi, D. Volkov (Odessa and Kharkiv, UA)	
<b>Triple-site pacing cardiac resynchronization therapy in patients with permanent atrial fibrillation: results from a prospective observational study.</b>	<b>P3330</b>
– T. Guimaraes, P. Marques, M.N. Menezes, G. Lima Da Silva, A. Bernardes, A.R.G. Francisco, I. Goncalves, J.R. Agostinho, N. Cortez-Dias, L. Carpinteiro, J. De Sousa, F.J. Pinto (Lisbon, PT)	
<b>Improvement of mitral regurgitation predicts response to cardiac resynchronization therapy.</b>	<b>P3331</b>
– A. Leopold-Jadczyk, M. Szulik, J. Stabryla-Deska, O. Kowalski, R. Lenarczyk, T. Kukulski, Z. Kalarus (Zabrze, PL)	

**BEST POSTERS IN VASCULAR REMODELLING**

<b>Discussant: Best Posters in vascular remodelling.</b>	<b>P3332</b>
– G. Pasterkamp (Utrecht, NL)	
<b>Deletion of hypoxia-inducible factor 1 alpha in myeloid lineage exaggerates angiotensin II-induced abdominal aortic aneurysm via downregulation of tissue inhibitor of metalloproteinase 1.</b>	<b>P3333</b>
– Y. Takahara, T. Tokunou, H. Kojima, Y. Hirooka, T. Ichiki (Fukuoka, JP)	
<b>TGF-beta induced cartilage intermediate layer protein (CILP) expression in cardiac microvascular endothelium is associated with hypertrophy and myocardial dysfunction after pressure overload.</b>	<b>P3334</b>
– S. Trensou, H. Gillijns, E. Caluwe, J. Wu, P. Herijgers, A. Luttun, S. Janssens (Leuven, BE)	
<b>The long non-coding RNA H19 impacts on vascular smooth muscle cell functions and is expressionally deregulated in association with human vascular disease.</b>	<b>P3335</b>
– A. Duggirala, G.S. Newby, C. Rajakaruna, G.D. Angelini, C. Emanuelli (Bristol, UK)	
<b>Absence of transforming growth factor-beta1 in murine platelets reduces neointima formation without affecting thrombosis.</b>	<b>P3336</b>
– E. Schuetz, M.L. Bochenek, D. Riehl, T. Muenzel, M. Bosmann, K. Schaefer (Mainz, DE)	

**BEST POSTERS IN DIAGNOSIS IN HEART FAILURE**

<b>Discussant: Best Posters in diagnosis in heart failure.</b>	<b>P3337</b>
– M. Ermdin (Pisa, IT)	
<b>Discordance between body-mass index and dual X-ray absorptiometry in classification of adiposity status of men with chronic heart failure.</b>	<b>P3338</b>
– B. Hudzik, J.T. Niedziela, A. Gutowski, J. Nowak, A. Ociessa, M. Hawranek, A. Lekston, M. Gasior, P. Rozentryt (Zabrze, PL)	
<b>The use of lung ultrasound in addition to physical examination during outpatient visit reduces the hospitalizations for acute decompensated heart failure in chronic heart failure patients.</b>	<b>P3339</b>
– L. Italia, C. Marini, I. Rosa, S. Stella, F. Ancona, P. Innelli, G. Fragasso, A. Margonato, E. Agricola (Milan and Potenza, IT)	
<b>Echocardiography guided versus echocardiography with NT-proBNP assessment guided care for outpatients with chronic heart failure.</b>	<b>P3340</b>
– A. Kisko, L. Demarova, N. Kishko, M. Marcinkova (Presov, SK)	
<b>Management of suspected acute heart failure dyspnea in the emergency department: results from the French prospective multicenter DeFSSICA registry.</b>	<b>P3341</b>
– C. El Khoury, S. Manzo-Silberman, N. Peschanski, S. Charpentier, M. Elbaz, D. Savary, E. Bonnefoy-Cudraz, S. Laribi, P. Henry, T. Chouihed (Vienne, Paris, Rouen, Toulouse, Annecy, Lyon, Tours and Nancy, FR)	

**BEST POSTERS IN RELEVANCE OF PROGNOSTIC EFFECT OF CARDIAC REHABILITATION**

<b>Discussant: Best Posters in relevance of prognostic effect of cardiac rehabilitation.</b>	<b>P3342</b>
– C.H. Davos (Athens, GR)	
<b>10-year mortality improvements after cardiac rehabilitation in ACS patients treated with primary percutaneous intervention.</b>	<b>P3343</b>
– M. Sunamura, N. Ter Hoeve, M.E. Van Geffen, H.J.G. Van Den Berg, M.L. Geleijnse, H. Boersma, R.T. Van Domburg (Rotterdam, NL)	
<b>Challenges and opportunities for cardiac rehabilitation: a meta-analysis of hard outcomes from recent randomised trials 2010-2015.</b>	<b>P3344</b>
– G. Van Halewijn, J. Deckers, H.Y. Tay, R. Van Domburg, K. Kotseva, D. Wood (Rotterdam, NL; London, UK)	

**The prognostic effect of cardiac rehabilitation in the era of acute revascularization and statin therapy: the cardiac rehabilitation outcome study (CROS).** P3345

– C.H. Davos, P. Doherty, H. Voller, A. Salzwedel, D. Saure, M.I. Metzendorf, K. Jensen, J.P. Schmid, B. Rauch (Athens, GR; York, UK; Potsdam, Heidelberg, Düsseldorf and Ludwigshafen, DE; Bern, CH)

**The prognostic significance of improvement in exercise capacity in heart failure patients who participate in cardiac rehabilitation program.** P3346

– A. Sabbag, I. Mazin, D. Rott, I. Hay, N. Gang, B. Tzur, I. Goldenberg, A. Israel, R. Klempfner (Ramat Gan, IL)

**BEST POSTERS IN CHRONIC THROMBOEMBOLIC PULMONARY HYPERTENSION**

**Discussant: Best Posters in chronic thromboembolic pulmonary hypertension.** P3347

– T. Ogo (Suita, JP)

**Pulmonary artery denervation for improving outcome in patients with residual pulmonary hypertension after pulmonary thromboendarterectomy.: early experience.** P3348

– N. Novikova, A. Cherniavskiy, E. Pokushalov, A. Edemskiy, A. Romanov (Novosibirsk, RU)

**Optical frequency domain imaging has a potential to refine balloon pulmonary angioplasty procedure for the patients with chronic thromboembolic pulmonary hypertension.** P3349

– N. Ikeda, S. Kubota, T. Okazaki, H. Hara, Y. Hiroi (Tokyo, JP)

**Changing of the balloon pulmonary angioplasty strategy resulted in reduced complication ratio and mortality.** P3350

– S. Darocha, A. Pietrasik, R. Pietura, J. Norwa, A. Dobosiewicz, R. Manczak, M. Florczyk, M. Pilka, A. Torbicki, M. Kurzyna (Otwock, Warsaw and Lublin, PL)

**Importance of Angiotensin-2 (Ang-2) for the transition from acute pulmonary embolism (PE) to chronic thromboembolic pulmonary hypertension (CTEPH).** P3351

– L. Hobohm, P. Kuempers, A. Kaeberich, S. Koelmel, C. Niemann, V. Krieg, C. Liebetrau, G. Hasenfuss, T. Muenzel, P. Wenzel, S. Guth, S. Konstantinides, E. Mayer, K. Schaefer, M. Lankeit (Mainz, Münster, Göttingen, Bad Nauheim and Berlin, DE)

**BEST POSTERS IN TREATMENT OF MULTIMORBID ACUTE CORONARY SYNDROME PATIENTS**

**Discussant: Best Posters in treatment of multimorbid acute coronary syndrome patients.** P3352

– U. Landmesser (Berlin, DE)

**Treatment strategy and long-term outcomes of patients with prior stroke presenting with non-ST-segment elevation acute coronary syndromes.** P3353

– M. Hawranek, A. Cislak, P. Desperak, L. Pyka, M. Tajstra, D. Pres, A. Lekston, L. Polonski, M. Gasior (Zabrze, PL)

**Impact of central sleep apnea on infarct size and changes of left ventricular systolic function in patients with acute myocardial infarction.** P3354

– H. Nakashima, Y. Mashimo, M. Kurobe, K. Minami, S. Muto, S. Furudono, H. Suenaga, T. Nunohiro, S. Takeshita, K. Maemura (Nagasaki, JP)

**Effect of body mass index on bleeding and long-term mortality in patients admitted for primary percutaneous coronary intervention.** P3355

– V. Dedovic, D. Milasinovic, V. Vukcevic, Z. Mehmedbegovic, I. Mrkonjic, M. Zivkovic, J. Dobras, V. Pavlovic, P. Zlatanovic, M. Tesic, D.J. Mladenovic, A. Palvovic, D. Orlic, M. Asanin, G. Stankovic (Belgrade, RS)

**Subclinical hyperthyroidism indicates the greater degree of myocardial injury in STEMI patients.** P3356

– W. Su, X.Q. Zhao, H. Chen, H.W. Li (Beijing, CN; Seattle, US)

Posters are on display from 08:30 to 12:30. Presenters will be by their poster during the coffee break between 10:00 and 11:00 for posters viewing time.

**ECHO CONTRAST / STRESS / NOVEL TECHNIQUES**

- Exercise echocardiography results and outcome in patients with low pre-test probability of coronary artery disease and normal left ventricular systolic function.** P3357  
 – J.C. Peteiro Vazquez, A. Bouzas-Mosquera, J. Broullon, G. Sanchez-Fernandez, C. Barbeito, L. Perez-Cebey, D. Martinez, J.M. Vazquez-Rodriguez (A Coruña, ES)
- Do gender characteristics affect the prognostic performance of dobutamine stress contrast echo in the assessment of coronary artery disease?** P3358  
 – I. Felekos, C. Aggeli, K. Zisimos, E. Sfendouraki, E. Venieri, P. Tolis, A. Derveniotis, D. Tousoulis (Athens, GR)
- Impact of negative inotropic drugs on echocardiographic evaluation of left ventricular filling pressure in patients with normal left ventricular ejection fraction during exercise stress test.** P3359  
 – J.E. Salem, F. Laveau, C. Funck-Brentano, G. Helft, C. Lefevre, J.S. Hulot, R. Isnard, N. Hammoudi (Paris, FR)
- Exercise-induced pulmonary hypertension affects exercise capacity in patients with hypertrophic cardiomyopathy.** P3360  
 – K. Mizukoshi, M. Izumo, K. Suzuki, K. Kida, S. Watanabe, T. Harada, Y.J. Akashi (Kanagawa, JP)
- Exercise echocardiography results and outcome in patients with suspicion of heart failure with preserved ejection fraction.** P3361  
 – J.C. Peteiro Vazquez, A. Bouzas-Mosquera, F.J. Broullon, J. Larranaga, X. Fernandez-Vazquez, J.M. Vazquez-Rodriguez (A Coruña, ES)
- Rest and stress coronary diastolic perfusion time in patients with stable coronary artery disease treated with ivabradine or carvedilol: new insights into their mechanism of actions.** P3362  
 – E. Tagliamonte, T. Cirillo, F. Rigo, C. Astarita, A. Coppola, M.R. Tagliamonte, A. Caruso, N. Capuano (Nocera Inferiore, Mestre-Venice and Sorrento, IT)
- Prognostic usefulness of stress echocardiography in patients with left bundle branch block and impact of contrast use on stress echocardiography in improving prediction of outcome.** P3363  
 – A. Vamvakidou, N. Karogiannis, V. Tzalamouras, G. Parsons, S. Gurunathan, R. Senior (Harrow, UK)
- Exercise-induced B-lines identify worse functional and prognostic stage in heart failure patients with depressed left ventricular ejection fraction.** P3364  
 – M.C. Scali, L. Cortigiani, A. Simioniuc, M. Marzilli, E. Picano (Pisa and Lucca, IT)
- Artificial neural network based model can better risk stratify patients undergoing stress echocardiography or nuclear stress test and reduce studies by >50%.** P3365  
 – H. Isma'eel, G. Sakr, M. Serhan, N. Lamaa, T. Garabedian, I. Elhaji, A. Abchee (Beirut, LB)
- Female false positive exercise ECG testing - fact versus fiction.** P3366  
 – B.T. Fitzgerald, J.J. Presneill, G.M. Scalia (Brisbane, AU)
- Detection of left main/ostial left coronary artery and ostial circumflex stenosis in patients with avr lead ST-segment elevation during the exercise stress test.** P3367  
 – M.T. Petrovic, V. Giga, N. Boskovic, S. Aleksandric, D. Trifunovic, M. Tesic, M. Dobric, I. Rakocevic, I. Nedeljkovic, B. Beleslin, A. Djordjevic-Dikic, J. Stepanovic (Belgrade, RS)
- Behaviour of 3D- speckle-tracking parameters during stress echocardiography.** P3368  
 – M. Valverde, E.C.R. Casas Rojo, A.G.M. Garcia Martin, P.P.P. Pastor Pueyo, T.S.C. Segura De La Cal, G.A.S. Alonso Salinas, A.C.S.R. Carbonell San Roman, I.B. Boretti, J.J.J.N. Jimenez Nacher, S.R.L. Ruiz Leria, A.M.S. Megias Saez, A.G.G. Gonzalez Gomez, R.H.B. Hinojar Baydes, J.L.Z.G. Zamorano Gomez, C.F.G.L. Fernandez-Goffin Loban (Madrid, ES)
- Diagnostic accuracy of stress echocardiography compared with invasive coronary angiography with fractional flow reserve measurement for the diagnosis of haemodynamically significant CAD.** P3369  
 – S. Gurunathan, G. Young, G. Parsons, A. Vamvakidou, N. Karogiannis, A. Elghamaz, R. Senior (Harrow and London, UK)
- Comparison of mitral valve repair versus replacement for hemodynamics during exercise in patients with primary mitral regurgitation: An exercise echocardiography study.** P3370  
 – M. Izumo, K. Suzuki, Y. Kitanaka, T. Harada, T. Miyairi, Y.J. Akashi (Kawasaki, JP)
- The diagnostic utility and prognostic value of stress echocardiography in octogenarians over clinical variables for predicting hard events.** P3371  
 – S. Gurunathan, A. Ahmed, A. Hua, J. Pabla, N. Karogiannis, A. Vamvakidou, I.S. Ramzy, B. Gothandaraman, R. Senior (Harrow, UK)
- Normal values of coronary flow velocity parameters measured non-invasively by Doppler methods during exercise.** P3372  
 – A. Zagatina, N. Zhuravskaya (St. Petersburg, RU)
- Reduced cardiopulmonary exercise capacity in subjects without structural heart disease: is it possible to find an echocardiographic predictor?** P3373  
 – L. Leite, S. Lazaro Mendes, M. Oliveira-Santos, R. Teixeira, R. Baptista, N. Ribeiro, R. Coutinho, G. Castro, R. Martins, M.J. Vidigal Ferreira, L. Elvas, M. Pego (Coimbra, PT)

- Circulating CD14+ and CD14highCD16- classical monocytes are reduced in patients with signs of plaque neovascularization in the carotid artery.** P3374  
 – F. Moroni, E. Ammirati, M. Magnoni, S. Di Terlizzi, C. Villa, K. Garlaschelli, I. Scotti, A.A. Manfredi, G.D. Norata, P.G. Camici (Milan, IT)
- Quality control of strain measurement for evaluation of left ventricular function in a clinical trial setting.** P3375  
 – T. Negishi, K. Negishi, M. Nolan, N. Fukuda, H. Yamada, J. Lemieux, K. Kurosawa, K. Hristova, M. Penicka, B.A. Popescu, D. Vinereanu, P. Thavendiranathan, G.Y. Cho, T.H. Marwick (Hobart, AU; Takasaki, Tokushima and Maebashi, JP; Quebec and Toronto, CA; Sofia, BG; Aalst, BE; Bucharest, RO; Seongnam, KR)
- How experiences affect the precision of strain measurement?** P3376  
 – T. Negishi, K. Negishi, M. Nolan, S. Seldrum, N. Fukuda, H. Yamada, J. Lemieux, K. Hristova, K. Kurosawa, M. Penicka, B.A. Popescu, D. Vinereanu, G.Y. Cho, P. Thavendiranathan, T.H. Marwick (Hobart, AU; Yvoir and Aalst, BE; Takasaki, Tokushima and Maebashi, JP; Quebec and Toronto, CA; Sofia, BG; Bucharest, RO; Seongnam, KR)
- The long-term CRT outcome correlates with the degree of re-alignment of haemodynamic forces.** P3377  
 – A.R. Martiniello, G. Pedrizzetti, V. Bianchi, G. Tonti, P. Caso (Naples, Trieste and Chieti, IT)
- Neuronal network analysis of myocardial texture in resting native or contrast-enhanced echocardiographic images predicts left ventricular recovery one year after myocardial infarction.** P3378  
 – J.D. Kasprzak, S. Skonieczka, M. Simiera, B.W. Michalski, E. Szymczyk, P. Wejner-Mik, P. Lipiec, K. Wierzbowska-Drabik, M. Strzelecki (Lodz, PL)
- Differentiation between benign and malignant cardiac tumors. The significance of contrast enhancement using the technique of bolus vs continuous injection of contrast.** P3379  
 – C. Evdoridis, D. Papadimitriou, G. Papagiannis, V. Tzamou, P. Toliou, G. Mihas, K. Grigoriou, T. Thomopoulos, A. Trikas (Athens, GR)
- Significant reverse atrial remodelling demonstrated with 3D strain in patients with paroxysmal atrial fibrillation who are undergoing early ablation.** P3380  
 – M. Agelaki, Y. Bhatti, J. Grapsa, D. Dawson, C. Papadopoulos, A. Katsivas, P. Nihoyannopoulos (Athens, GR; London, UK)
- Contrast-enhanced echocardiography in 3D strain measurement.** P3381  
 – R. Paakkanen, A. He, I. Paterson, E. Pituskin, E. Mirhadi, J. Choy, J. Mackey, H. Becher (Edmonton, CA)
- BIG DATA ANALYSIS IN CARDIOLOGY, REGISTRIES AND DATABASES**
- Programmed parameters significantly change implantable cardioverter-defibrillator longevity.** P3382  
 – M. Bennett, A. Patel, L. Sherfese, T. Brown, F. Liu, J. Andrade, A. Krahn, N. Hawkins (Vancouver, CA; Mounds View, US)
- Superior survival of women versus men following initial high power device implant.** P3383  
 – J. Sims, S. Charlton, A. Patel, S. Liu (Moundsview, US)
- Usefulness of neural network model for prediction and prognosis of myocardial infarction in patients with previous revascularization; 27-year experience.** P3384  
 – P. Mitrovic, B. Stefanovic, M. Radovanovic, N. Radovanovic, D. Rajic, G. Matic, R. Lasica, I. Subotic, V. Bulatovic, N. Mitrovic, N. Mijic, Z. Vasiljevic (Belgrade, RS; Chicago, US)
- Endothelial function in children with white coat hypertension and in essential systemic hypertension.** P3385  
 – A. J.R. Jurko, T. Jurko, A. Jurko, M. Mestani, A. Mestani, I. Tonhajzerova (Martin, SK)
- Effects of cigarette tobacco exposure on heart rate variability in subjects scheduled for elective surgery.** P3386  
 – M. Omerbegovic (Sarajevo, BA)
- Myocardial electric instability markers in patients with chronic obstructive pulmonary disease and connective tissue dysplasia.** P3387  
 – Y.B. Khovaeva, T.N. Syromyatnikova, L.V. Ermachkova (Perm, RU)
- Prevalence of patients with familial hypercholesterolemia (FH) in the German cardiology office-based setting.** P3388  
 – U. Laufs, F. Goss, T. Schmid, U. Fraass, G. Michailov (Homburg and Munich, DE)
- Contemporary low-density lipoprotein-cholesterol (LDL-C) levels and patient characteristics in 1000 high-risk patients examined in German cardiology practices.** P3389  
 – U. Laufs, F. Goss, T. Schmid, U. Fraass, G. Michailov (Homburg and Munich, DE)
- Association between hyperuricemia and risk of deep vein thrombosis - a nationwide population-based cohort study.** P3390  
 – C.-C. Chiu, Y.-T. Chen, C.-Y. Hsu, C.-C. Chang, C.-C. Huang, H.-B. Leu, S.-Y. Li, S.-C. Kuo, P.-H. Huang, J.-W. Chen, S.-J. Lin (Taipei and Miaoli County, TW)
- Electrocardiographic reference ranges in 115,522 multi-ethnic young singaporean men.** P3391  
 – C.H. Sia, E.C.Y. Lee, M. Dalakoti, Y.Q. Tan, W.E. Chow, K.S.A. Yeo, T. Chua, K.K. Yeo, D. Chong, R.S. Tan, C.S.P. Lam (Singapore, SG)
- Drug initiation following first-time non-invasive cardiac testing. A nationwide cohort study.** P3392  
 – M.E. Joergensen, C. Andersson, G.H. Gislason, M.A. Hlatky (Hellerup, DK; Stanford, US)
- The influence of air pollution on the occurrence and decompensation of cardiovascular diseases, and mortality in the population of highly polluted agglomeration.** P3393  
 – A. Cislak, M. Gasior, M. Skrzypek, D. Ciesla, M. Hawranek, J. Wasilewski, N. Pawlas, M. Tendra, P. Buszman, M. Zembala, L. Polonski, T. Zdrojewski (Zabrze, Katowice, Sosnowiec and Warsaw, PL)

**HYPERTENSION, OTHER**

- Correlation between pulse wave velocity and carotid atherosclerosis in high-normal blood pressure population.** P3394  
 – L. Guo (Beijing, CN)
- Association between visit-to-visit variability in systolic blood pressure and cardiovascular events in hypertensive patients: 22 months follow up.** P3395  
 – M. Deljanin Ilic, S. Stojanovic, S. Ilic, D. Petrovic, B. Ilic (Niska Banja, RS)
- The T>A (rs11646213) gene polymorphism of cadherin-13 (CDH13) gene is associated with risk of developing hypertension in Mexican population.** P3396  
 – J.M. Fragoso, N. Martinez-Rodriguez, O. Perez-Mendez, C. Posadas-Romero, M.A. Martinez-Rios, G. Vargas-Alarcon, R. Velazquez-Cruz, R. Posadas-Sanchez, M.A. Pena-Duque, S. Ramirez-Fuentes (Mexico City, MX)
- Calcium metabolism and bone mineral density in patients with arterial hypertension and osteoarthritis.** P3397  
 – K. Simbirtseva (Kiev, UA)
- Apelin and Visfatin plasma levels in healthy individuals with high normal blood pressure.** P3398  
 – D. Papadopoulos, E. Sanidas, D. Perrea, I. Barbetseas (Athens, GR)
- P wave dispersion and its association with hypertension.** P3399  
 – C.W. Lim, J.R. Ismail, N.Y.C. Chua, R. Najme Khir, E. Abdol Rahman, M.K. Mohd Arshad, H.A. Zainal Abidin, Z.O. Ibrahim, S.S. Kasim, K. Yusoff (Selangor, MY)
- The relationship between left atrial properties and left ventricular properties in hypertension: two- and three-dimensional speckle tracking echocardiography study.** P3400  
 – M. Kawasaki, R. Tanaka, S. Minatoguchi, T. Miwa, T. Yoshizane, K. Ono, M. Nagaya, T. Noda, H. Ohhashi, S. Minatoguchi (Gifu, JP)
- Biomarkers of kidney injury and fibrosis in patients with different severity of hypertension.** P3401  
 – S.A. Mironova, I.S. Iudina, M.V. Ionov, T.L. Makhmatova, N.G. Avdonina, I.V. Emelyanov, N.E. Zvartau, A.O. Konradi (St. Petersburg, RU)
- Apelin and relaxin levels as a cardiometabolic risk factor in young healthy offspring of hypertensive patients.** P3402  
 – E. Sanidas, G. Tzanis, K. Zerva, P. Mantzouratou, K. Tsakalis, G. Anastasiadis, J. Barbetseas, D. Papadopoulos (Athens, GR)
- ANP-aldosterone imbalance in human hypertension in the general community.** P3403  
 – A. Buglioni, C.G. Scott, K.R. Bailey, R.J. Rodeheffer, M.M. Redfield, R. Sarzani, J.C. Burnett (Rochester, US; Ancona, IT)
- Chronic depression symptoms and salivary NOx are associated with retinal vascular dysregulation: the SABPA study.** P3404  
 – L. Malan, M. Hamer, R. Von Kaenel, M. Schlaich, M. Reimann, N. Frasure-Smith, G.W. Lambert, W. Vilser, B.H. Harvey, H.S. Steyn, N.T. Malan (Potchefstroom, ZA; Leicester, UK; Bern, CH; Perth and Melbourne, AU; Dresden and Jena, DE; Montreal, CA)
- Observational cohort study on changes in peripheral and central blood pressure in the general population.** P3405  
 – S. Murai, H. Takase, T. Sugiura, S. Yamashita, N. Ohte, Y. Dohi (Nagoya, Hamamatsu and Seto, JP)
- IMPACT OF STENT DESIGN ON POST PCI OUTCOMES**
- Eight-year clinical outcome of sirolimus-eluting stent implantation for small vessel disease.** P3406  
 – M. Miura, S. Kuramitsu, H. Jinnouchi, T. Hiromasa, H. Masuda, Y. Yamaji, Y. Matsumura, Y. Soga, S. Shirai, K. Ando (Kitakyushu, JP)
- Paclitaxel- versus zotarolimus-eluting stents in diffuse coronary artery disease; 3-year clinical outcomes.** P3407  
 – J. Ahn, S.W. Rha, J.S. Byeon, H.O. Lee, J.Y. Park, Y.H. Kim, A.Y. Her, S.H. Park, B.G. Choi, S.H. Park, C.W. Choi, C.G. Park, H.S. Seo, D.J. Oh, S.Y. Choi (Gumi, Seoul, Chuncheon and Cheonan, KR)
- Effect of diameter of drug-eluting stents versus bare-metal stents on late outcomes: a propensity score-matched analysis.** P3408  
 – A. Levi, T. Bental, H. Vaknin Assa, G. Greenberg, E.I. Lev, R. Kornowski, A.R. Assali (Petah Tikva, IL)
- Long-term clinical outcomes of complete versus partial stent fracture after second-generation drug-eluting stent implantation.** P3409  
 – D.-K. Kim, Y.-S. Song, G.-W. Seo, P.-S. Song, K.-H. Kim, S.-H. Seol, J.-S. Seo, H.-Y. Jin, J.-S. Jang, T.-H. Yang, D.-K. Kim, D.-S. Kim, D.-I. Kim (Busan, KR)
- Long-term clinical impact of stent fracture on second generation drug-eluting stent in comparison with first generation drug-eluting stent.** P3410  
 – M. Ohya, K. Miura, T. Shimada, H. Amano, S. Kubo, Y. Hyodo, S. Otsuru, T. Tada, S. Habara, H. Tanaka, Y. Fukui, T. Goto, K. Kadota (Kurashiki, JP)
- Second generation bioresorbable vascular scaffold: a single center experience.** P3411  
 – G. Vizzari, A. Trivisonno, G. Magri, C. Olivieri, A. Colavita, N. Cocco, F. Caranci, G. Testa, A. De Fazio, F. Versaci (Messina, Campobasso, Isernia, Rome and Ostia, IT)
- First generation drug-eluting stent is not better than contemporary bare metal stent after long-term follow-up: a report from SCAAR.** P3412  
 – E. Omerovic, S. Volz, C. Dworeck, O. Angeras, I. Haraldsson, J. Odenstedt, P. Petursson, L. Robertsson, D. Ioanes, J. Stewart, M. Wahlin, P. Albertsson (Gothenburg, Borås, Skövde and Trollhättan, SE)
- Ten-year survival benefit of early coronary revascularization in patients with an ischemic dobutamine stress echocardiography.** P3413  
 – H.J. Boiten, H. Ekmen, R.T. Van Domburg, F. Zijlstra, A.F.L. Schinkel (Rotterdam, NL)

- Review of cardiology guidelines recommendations on revascularization: considerations for clinical practice.** P3414  
 – D.R. Dobies, K.R.B. Barber (Grand Blanc, US)
- Efficacy of bioabsorbable everolimus-eluting scaffolds in myocardial infarction with ST elevation: single center experience.** P3415  
 – M. Crisci, J.A. Hurtado Martinez, C. Giammattei, J.R. Gimeno Blanes, J. Garcia Lara, J. Lacunza Ruiz, R.M. Bianchi, P. Calabro, E. Pinar Bermudez, M. Valdes Chavarri (Naples and Pisa, IT; Murcia, ES)
- Between-hospital variation in mortality after percutaneous coronary intervention for st elevation myocardial infarction in England.** P3416  
 – T. Callender, A. Kiran, K. Rahimi (Oxford, UK)
- Clinical outcome of percutaneous coronary intervention (PCI) in elderly and very elderly patients: 1-year results from a tertiary-centre experience.** P3417  
 – A. Monello, C. Godino, V. Pazzanese, L. Arrigoni, A. Scotti, C. Pivato, M. Chiarito, M. Cera, A. Salerno, F. Mellillo, A. Fiscaro, V. Magni, A. Cappelletti, A. Colombo, A. Margonato (Milan, IT)
- Twelve versus 30 month dual antiplatelet therapy after percutaneous coronary intervention using national health insurance review & assessment (HIRA) database.** P3418  
 – K.M. Lee, M.H. Kim, S.Y. Choi, S.J. Kim, C.D. Jin, L.Z. Guo, V.L. Serebruany (Busan, KR; Baltimore, US)
- Percutaneous coronary intervention in ninety-year-old patients.** P3419  
 – W. Pimentel, J. Buchler, M. Macedo Soares Neto, S. Assis, W. Custodio (São Paulo, BR)
- Incidence and clinical impact of longitudinal stent deformation after the promus element platinum chromium-everolimus eluting stent implantation.** P3420  
 – T. Hiromasa, S. Kuramitsu, T. Domei, M. Hyodo, Y. Soga, S. Shirai, K. Ando (Kitakyushu, JP)
- One-year clinical and angiographic outcomes of everolimus-eluting stent in the very small coronary artery; results of Xience PRIME SV PMS.** P3421  
 – K. Kozuma, J. Aoki, M. Awata, M. Nanasato, N. Shiode, K. Tanabe, J. Yamaguchi, T. Kimura (Tokyo, Osaka, Nagoya, Hiroshima and Kyoto, JP)
- One year clinical outcomes after platinum chromium everolimus-eluting stent implantation in patients with bifurcation lesions: sub-analysis from specialist registry.** P3422  
 – K. Nasu, Y. Oikawa, T. Aizawa, T. Suzuki (Toyohashi and Tokyo, JP)
- Direct comparison of biodegradable biolimus-eluting stent versus durable everolimus eluting stent: an updated meta analysis.** P3423  
 – W. Kim, S.C. Cho, W.Y. Kang, S.H. Hwang, K.H. Kim, S.S. Kim, D.G. Kang, S.H. Kim, K.H. Park, W. Kim (Gwangju, Suncheon and Seoul, KR)
- Clinical outcome of bioresorbable vascular scaffolds in patients on dialysis treatment: results from the Italian multicentre RAI Registry.** P3424  
 – B. Cortese, D.P. Piraino, G. Tarantini, F. Pisano, A. Colombo, B. Loj, P. Mazzarotto, G. Tumminello, L. Moretti, P. Calabro, D. Corrado, G. Steffanino (Milan, Palermo, Padua, Aosta, Cagliari, Lodi, Asti, Ascoli Piceno, Naples and Cuneo, IT)
- Comparisons of early vascular reaction between 2 biodegradable polymer and durable polymer based drug eluting stents in porcine coronary artery.** P3425  
 – T. Ijichi, G. Nakazawa, S. Sho, H. Nagamatsu, Y. Ayako, S. Nakamura, J. Souba, H. Hagiwara, Y. Ikari (Isehara and Kanagawa, JP)
- MECHANISMS OF RESTENOSIS – ITS PREDICTORS AND TREATMENT**
- Predicting repeat revascularization after percutaneous coronary intervention: target lesion versus nontarget lesion revascularization.** P3426  
 – S.H. Park, E.J. Park, J.Y. Choi, S.K. Lee, H.U. Li, J.O. Na, C.U. Choi, H.E. Lim, J.W. Kim, E.J. Kim, C.G. Park, D.J. Oh, S.W. Rha, H.S. Seo (Seoul, KR)
- The impact of postprocedural trimetazidine therapy on bare metal stent restenosis in patients undergoing percutaneous coronary intervention.** P3427  
 – U. Canpolat, H. Yorgun, C. Coteli, S. Asil, L. Sahiner, E.B. Kaya, G. Kabakci, L. Tokgozoglu, N. Ozer, K. Aytemir (Ankara, TR)
- Comparison of acute and 1 year outcome of percutaneous coronary intervention for chronic total occlusion lesion between in stent occlusion and de novo lesion from the Japanese retrograde summit regist.** P3428  
 – S. Ebisawa, E. Tsuchikane, M. Habara, T. Muramatsu, Y. Kashima, A. Okamura, M. Muto, M. Yamane, Y. Oikawa, K. Hasegawa (Matsumoto, Toyohashi, Tokyo, Sapporo, Osaka and Saitama, JP)
- Anti-inflammatory treatment with colchicine to reduce in-stent neointima growth in patients with drug eluting stents.** P3429  
 – G. Giannopoulos, C. Angelidis, K. Raisakis, V. Panagopoulou, F. Kolokathis, A. Zacharoulis, C. Aggeli, I. Goudevenos, C. Stefanadis, J. Lekakis, S. Deftereos (Athens and Ioannina, GR)
- Comparison of drug-eluting balloon versus drug-eluting stent treatment of DES in-stent restenosis: a meta-analysis of randomized and observational studies.** P3430  
 – G. Bajraktari, H. Jashari, P. Ibrahim, F. Jashari, S. Elezi, G. Ndrepepa, M.Y. Henein (Umeå, SE; Prishtina, XK; Munich, DE)
- CTRP 5 links vascular smooth muscle cell proliferation and inflammation to in-stent restenosis after coronary drug-eluting stent implantation.** P3431  
 – Y. Shen, F.H. Ding, C. Li, R.Y. Zhang, L. Lu, W.F. Shen (Shanghai, CN)



- Comparison of clinical outcomes after treatment of in-stent restenosis using newer generation drug-eluting stents versus drug-eluting balloon.** P3432  
 – T.M. Rhee, J.M. Lee, J.Y. Hahn, D.Y. Hwang, J. Park, K.W. Park, S.H. Kim, I.H. Chae, J.H. Doh, K.H. Jeon, J.S. Park, H.C. Gwon, B.K. Koo, F. Alfonso, H.S. Kim (Seoul, Seongnam, Goyang and Bucheon, KR; Madrid, ES)
- Comparison of angiographic outcomes after repeat drug-eluting stent implantation for drug-eluting stent restenosis lesions with or without stent fracture.** P3433  
 – Y. Sakamoto, Y. Ito, K. Hirano, M. Yamawaki, M. Araki, N. Kobayashi (Yokohama, JP)
- The role of circulating progenitor cells in the appearance of neointimal hyperplasia after everolimus stent implantation.** P3434  
 – P. Jimenez-Quevedo, M. Del Trigo, E. Bernardo, A. Ortega Pozzi, S. Otsuki, S. Brugaletta, M.J. Perez-Vizcaino, I. Nunez-Gil, C. Biagioni, M. Sabate, A. Fernandez-Ortiz, R. Herrera-Nogueira, C. Macaya, N. Gonzalo (Madrid and Barcelona, ES)
- Polymorphisms within genes encoding proteins related to inflammation and vascular remodeling in Chilean subjects with coronary in-stent restenosis.** P3435  
 – F. Lanas, J. Ruedlinger, N. Saavedra, B. Bobadilla, M. Potthoff, L. Perez, L. Salazar (Temuco and Concepcion, CL)
- Feasibility of drug-eluting balloon for in-stent restenosis lesion in chronic kidney disease patients: the New-Tokyo Registry.** P3436  
 – H. Yabushita, T. Warisawa, Y. Watanabe, S. Mitomo, K. Tanaka, T. Matsumoto, T. Sato, T. Naganuma, Y. Fujino, H. Ishiguro, S. Tahara, N. Kurita, K. Hozawa, S. Nakamura, S. Nakamura (Matsudo, JP)
- Clinical relevant chest pain and 3-year clinical outcome in high-risk patients after percutaneous coronary intervention with novel drug-eluting stents: from the randomized DUTCH PEERS trial.** P3437  
 – L.C. Van Der Heijden, M.M. Kok, P.W. Danse, G.A.J. Jussurun, K.G. Van Houwelingen, M.M. Lowik, R.W.M. Hautvast, R.L. Anthonio, F.H.A.F. De Man, G.C.M. Linssen, C.J.M. Doggen, C. Von Birgelen (Eindhoven, Arnhem, Emmen, Alkmaar, Almelo and Hengelo, NL)
- Predictors of impaired reperfusion after percutaneous coronary intervention in patients with in-Hospital acute stent thrombosis: retrospective analyses of 5-years data.** P3438  
 – B. Acar, O. Maden, K. Balci, S. Unal, M.M. Balci, E.I. Gucuk, M. Kara, H. Selcuk, M.T. Selcuk (Ankara, TR)
- Incidence and impact of cardiac ischemic events in women undergoing percutaneous coronary intervention with new-generation drug-eluting stents.** P3439  
 – G. Giustino, U. Baber, S. Sartori, G.W. Stone, M.B. Leon, T. Kimura, M. Aquino, G.G. Stefanini, S. Windecker, P.G. Steg, R. Jeger, M. Valgimigli, A. Kastrati, A. Chieffo, R. Mehran (Milan, IT; New York, US; Kyoto, JP; Bern and Basel, CH; Paris, FR; Munich, DE)
- Clinical outcome and mortality predictors for STEMI undergoing primary PCI: Experience from a high-volume single centre.** P3440  
 – C. Barbeito Caamano, A. Escudero Gonzalez, P. Pardo Martinez, X. Flores Rios, P. Pinon Esteban, G. Aldama Lopez, J. Salgado Fernandez, R. Calvino Santos, N. Vazquez Gonzalez, J.M. Vazquez Rodriguez (A Coruña, ES)
- Staged revascularization in patients with ST elevation myocardial infarction and multivessel disease is associated with reduced mortality.** P3441  
 – M. Marino, G. Crimi, S. Leonardi, M. Ferlini, A. Repetto, R. Camporotondo, A. Demarchi, I. De Pascali, F. Falcinella, L. Oltrona Visconti, S. De Servi, M. Ferrario, G.M. De Ferrari, M. Gneocchi (Pavia, IT)
- Influence of total ischemic time on outcomes and efficacy of manual thrombus aspiration during primary percutaneous coronary intervention for ST-segment elevation myocardial infarction.** P3442  
 – P.S. Song, J.H. Jang, J.Y. Hahn, D.I. Kim (Busan and Seoul, KR)
- Impact of manual thrombus aspiration for ST elevation myocardial infarction on in-hospital and long-term stroke rates in a single high-volume centre.** P3443  
 – Z. Mehmedbegovic, D. Milasinovic, J. Dobras, V. Pavlovic, D.J. Mladenovic, V. Dedovic, A. Pavlovic, I. Zivkovic, M. Zivkovic, M. Tesic, S. Juricic, V. Vukcevic, D. Orlic, M. Asanin, G. Stankovic (Belgrade, RS)
- Multi-vessel revascularization in ST-segment elevation myocardial infarction: in search for the best timing.** P3444  
 – S. Leao, F. Cordeiro, P. Magalhaes, M. Moz, H. Ribeiro, L. Seca, P. Sousa, P. Fontes, I. Moreira (Vila-Real, PT)
- Alternative treatment to patients for whom drug eluting stent implantation is not indicated, thanks to drug eluting balloon: 1 year clinical results of panelux study.** P3445  
 – J. Roncalli, M. Godin, K. Boughalem, J. Shayne, C. Plot, B. Huret, L. Belle, G. Cayla, B. Faurie, M. Amor, B. Karsenty, C. Le Feuvre, F. Leclercq (Toulouse, Rouen, Paris, Mulhouse, Montpellier, Caen, Annecy, Nîmes, Grenoble, Essey-lès-Nancy and Pessac, FR)
- PCI AND MORE**
- The double guidewire approach for transcatheter pacing in a porcine model.** P3446  
 – K.M. Heinroth, S. Unverzagt, D. Mahnkopf, S. Frantz, R. Prondzinsky (Halle, Rottmersleben and Merseburg, DE)
- Impact of potent P2Y12 inhibitor loading on resolution of ST-segment elevation in patients with ST-segment elevation myocardial infarction.** P3447  
 – K.H. Kim, Y.H. Jeong, M.G. Kang, J.H. Ahn, J.S. Koh, J.R. Park, S.J. Hwang, C.H. Kwak, J.Y. Hwang, M.K. Kim (Jinju, Changwon and Seoul, KR)
- Impact of adjuvant ballooning on target lesion revascularization in patients undergoing percutaneous coronary intervention with drug-eluting stents.** P3448  
 – S.H. Park, S.W. Rha, J.B. Seo, J.Y. Park, J.H. Ahn, Y.H. Kim, A.Y. Her, W.Y. Shin, D.K. Jin, B.G. Choi, Y. Park, S.Y. Choi, C.U. Choi, H.S. Seo, D.J. Oh (Cheonan, Seoul, Gumi and Chuncheon, KR)

- Incidence and predictors of late target lesion revascularization beyond 5 years after sirolimus-eluting stent implantation.** P3449  
 – Y. Matsumura, S. Kuramitsu, H. Masuda, T. Hiromasa, H. Jinnouchi, M. Hyodo, S. Shirai, K. Ando (Kitakyushu, JP)
- Relative impact of clinical presentation and disease extension on outcomes after revascularization with biologically active stents in coronary bifurcation: insights from the P2BITO registry.** P3450  
 – M. Zimarino, C. Briguori, R.J. Gil, F. Radico, I.J. Amat-Santos, E. Barbato, E. Andrejs, H. Gamra, V. Kanic, S.A. Kedev, M. Strozzi, T. Tesorio, V. Vukcevic, P. Cirillo, G. Stankovic (Chieti, Naples and Mercogliano, IT; Warsaw, PL; Valladolid, ES; Aalst, BE; Riga, LV; Monastir, TN; Maribor, SI; Skopje, MK; Zagreb, HR; Belgrade, RS)
- Efficacy and safety of high-dose rosuvastatin loading at emergency room before percutaneous coronary intervention among patients admitted with acute coronary syndrome, a pilot study.** P3451  
 – O. Maskon, K.L. Koo, H.H. Che Hassan, A. Tamil, C. Chee Ken, R.M. Rus, S.F. Mohamed, I.M. Saibon, D. Cumberland (Kuala Lumpur, MY)
- Gender-related differences in bleeding and very long-term mortality after primary percutaneous coronary intervention for ST-elevation myocardial infarction.** P3452  
 – D. Matic, Z. Mehmedbegovic, J. Dobras, M. Marjanovic, M. Asanin, S. Stankovic, I. Zivkovic, M. Tesic, M. Zivkovic, D. Milasinovic, A. Milosevic, V. Pavlovic, L. Savic, V. Vukcevic, G. Stankovic (Belgrade, RS)
- Octogenarians with atrial fibrillation undergoing percutaneous coronary intervention - the AFCAS registry.** P3453  
 – H. Lahtela, A. Bah, T. Kiviniemi, A. Schliitt, A. Rubboli, P.P. Karjalainen, J.E.K. Hartikainen, K.E.J. Airaksinen (Kouvola, Kuopio, Turku and Pori, FI; Halle, DE; Bologna, IT)
- Efficacy of everolimus-eluting stent implantation in patients with small coronary arteries: outcomes of 3-year clinical follow-up.** P3454  
 – M. Ishikawa, H. Yano, S. Horinaka, T. Ishimitsu (Tochigi, JP)
- Performance of percutaneous intervention using drug-eluting stents versus bare-metal stents in patients with saphenous vein grafts: systemic review.** P3455  
 – B. Alshammari (Halifax, CA)
- Impact of the implementation of the radial lounge facility and same day discharge in patients referred for coronary angiography or PCI.** P3456  
 – L. Biasco, G.B. Pedrazzini, E. Pasotti, D. Del Monte, D. Surder, T. Moccetti, M. Moccetti (Lugano, CH)
- Bailout stenting in coronary bifurcations is associated with increased risk of in-hospital and 1-year adverse outcomes: insights from the P2BITO registry.** P3457  
 – I.J. Amat Santos, S.A. Kedev, M. Zimarino, F. Radico, C. Briguori, M. Pellicano, E. Andrejs, H. Gamra, V. Kanic, R.J. Gil, M. Strozzi, T. Tesorio, V. Vukcevic, P. Cirillo, G. Stankovic (Valladolid, ES; Skopje, MK; Chieti, Naples and Mercogliano, IT; Aalst and Naples, BE; Riga, LV; Monastir, TN; Maribor, SI; Warsaw, PL; Zagreb, HR; Belgrade, RS)
- Malapposition and strut coverage following implantation of the Resolute Integrity stent in patients with ST elevation myocardial infarction assessed by optical coherence tomography.** P3458  
 – M. Hougaard, H.S. Hansen, P. Thayssen, A. Junker, L. Antonsen, L.O. Jensen (Odense, DK)
- Treatment of complex coronary bifurcation. Long term results of Tryton side branch stent vs minicrushing stenting.** P3459  
 – A. Nicolino, R. Rosso, S. Moshiri, A. Rognoni, L. Olivotti, A. Lupi, A. Chisari, A.S. Bongo, G.B. Danzi (Pietra Ligure and Novara, IT)
- Is it safe to discontinue clopidogrel in the first six months after stenting?** P3460  
 – B. Zwart, T.C. Godschalk, D. Jhagroe, J.C. Kelder, J.M. Ten Berg (Nieuwegein, NL)
- A novel simple experimental model for low-osmolar contrast-induced acute kidney injury using different definitions based on the levels of serum creatinine and cystatin C.** P3461  
 – Y.O.N.G. Liu, Y. Liu, J.-Y. Chen, N.I.N.G. Tan (Guangzhou, CN)
- Comparison of long-term mortality of hybrid coronary revascularization vs. coronary artery bypass grafting. Three-years mortality of Hybrid Revascularization for Multivessel Coronary Artery Disease (H.** P3462  
 – M. Tajstra, M. Gasior, M.O. Zembala, K. Filipiak, M. Gierlotka, T. Hrapkowicz, M. Hawranek, L. Polonski, M. Zembala (Zabrze, PL)
- Three-dimensional echocardiographic assessment of mitral valve anatomical variables before and after minimally invasive MV repair with NeoChord system on beating heart.** P3463  
 – A. Drasutiene, D. Zakarkaite, I. Kazukauskienė, V. Janusauskas, K. Rucinskas, A. Aidietis (Vilnius, LT)
- Does spotty calcification attenuate the plaque progression in non-culprit plaque underlying lipid-lowering therapy: an midterm optical coherence tomography study.** P3464  
 – A. Afolabi, S. Hu, H. Jia, L. Li, J. Dai, L. Feng, Y. Zhu, G. Zheng, C. Wang, Z. Dai, I. Mustafina, J. Hou, S. Zhang, B. Yu, I. Jang (Harbin, CN; Boston, US)
- Flow-mediated dilatation associated with myocardial injury after percutaneous coronary intervention.** P3465  
 – S. Maruta (Ibaraki, JP)
- MISCELLANEOUS IN ARRHYTHMIA**
- A novel CACNA1C mutation identified in a patient with atypical Timothy syndrome exerts both loss- and gain-of-function effects on Cav1.2.** P3466  
 – J. Ozawa, S. Ohno, F. Toyoda, M. Fukuyama, T. Harita, T. Makiyama, H. Saitoh, H. Suzuki, A. Saitoh, H. Matsuura, M. Horie (Shiga, Kyoto, Shizuoka and Niigata, JP)
- Genetic testing in a consecutive series of young athletes with suspected catecholaminergic polymorphic ventricular tachycardia.** P3467  
 – N. Marziliano, P. Berne, D. Fiscella, A. Fiscella, M. Monne, G. Piras, R. Asproni, P.A. Merlini, G. Casu (Nuoro, Catania and Milan, IT)

- The burden of complex arrhythmic genotypes in a consecutive series of Sardinian population of patients with primary arrhythmic disorders.** P3468  
 – N. Marziliano, P. Berne, G. Viola, V. Carboni, D. Fiscella, A. Fiscella, N. Gaibazzi, C. Reverberi, G. Piras, M. Monne, R. Asproni, F. Notarangelo, P.A. Merlini, D. Ardissino, G. Casu (Nuoro, Catania, Parma and Milan, IT)
- Discrepancy of QTc duration and LQTS risk score for the diagnosis of type 3 LQTS.** P3469  
 – A. Hermida, F. Extramiana, J.B. Gourraud, V. Fressart, F. Kyndt, A. Maltret, D. Klug, P. Mabo, F. Sacher, D. Babuty, A. Messali, H. Le Marec, A. Leenhardt, I. Denjoy, V. Probst (Paris, Nantes, Lille, Rennes, Bordeaux and Tours, FR)
- Complex inherited cardiac diseases inheritance in a family harbouring compound SCN5A and MYBPC3 mutations.** P3470  
 – E. Morini, R. Mango, B. Rizzacasa, S. Maletta, L. Marsili, R. Morgagni, G. Novelli, F. Sangiuolo, F. Romeo, F. Amati (Rome, IT)
- Triple mutations in three major genes for long QT syndrome are very rare and cause complicated phenotypes with ventricular arrhythmia.** P3471  
 – S. Ohno, J. Wu, Y. Mizusawa, K. Sonoda, H. Itoh, T. Makiyama, M. Horie (Otsu and Kyoto, JP)
- Evaluation of the diagnostic process of arrhythmogenic cardiogenetic disease: how to improve the yield?** P3472  
 – C.A. Houck, J.M.E. Van Der Does, A. Heida, D.E. Burghouwt, V. Van Gastel, J.A.E. Kammeraad, J.M.A. Verhagen, A.J.Q.M. Muskens, N.M.S. De Groot (Rotterdam, NL)
- Clinical characteristics and prognosis of patients with non-type 1 Brugada-pattern electrocardiogram and a history of ventricular fibrillation.** P3473  
 – T. Kamakura, M. Wada, K. Ishibashi, Y. Inoue, K. Miyamoto, S. Nagase, T. Noda, T. Aiba, S. Yasuda, H. Ogawa, S. Kamakura, K. Kusano (Suita, JP)
- Prognostic significance of disrhythmias in patients with familiar amyloid polyneuropathy.** P3474  
 – A.R. Gaspar Lopes Francisco, N. Cortez-Dias, M.N. Menezes, T. Guimaraes, G. Lima Da Silva, R. Placido, A. Magalhaes, C. Inacio, F.J. Pinto, C. Azevedo Coutinho (Lisbon, PT)
- Effects of cognitive behavioral therapy in cardiac electrotherapy device recipients.** P3475  
 – M. Sobczak, H. Qawoq, M. Krawczyk, J.D. Kasprzak (Lodz, PL)
- Amiodarone- associated altered sterol metabolism - A possible link to drug-induced steatohepatitis.** P3476  
 – P. Simonen, J. Lehtonen, H. Gylling, M. Kupari (Helsinki, FI)
- Interactions of digitalis and class-III antiarrhythmic drugs: amiodarone versus dronedarone.** P3477  
 – G. Frommeyer, C. Ellermann, D. Puckhaber, D. Dechering, C. Pott, L. Eckardt (Münster, DE)
- Long term flecainide therapy in type-3 long QT syndrome.** P3478  
 – E. Chorin, R. Taub, A. Medina, N. Flint, S. Viskin, J. Benhorin (Tel Aviv and Jerusalem, IL)
- Pharmacotherapy for atrial fibrillation in patients with chronic kidney disease: insights from the outcomes registry for better informed treatment of atrial fibrillation (ORBIT AF).** P3479  
 – J. Piccini, J.B. Washam, D.N. Simon, L.E. Thomas, E.M. Hylek, G.C. Fonarow, K.W. Mahaffey, B.J. Gersh, P.R. Kowey, J.E. Ansell, A.S. Go, J.A. Reiffel, D.E. Singer, S.D. Pokorney, E.D. Peterson (Durham, Boston, Los Angeles, Palo Alto, Rochester, Philadelphia, New York and Oakland, US)
- Comparison of propafenone and sotalol effectiveness in prevention of atrial tachyarrhythmias in early postablation period of atrial fibrillation.** P3480  
 – A.V. Tarasov, O. Reynbakh, K.V. Dantyan (Moscow, RU; New York, US)
- Efficacy and safety of quinidine in patients with Brugada syndrome.** P3481  
 – J. Hernandez Ojeda, E. Arbelo, R. Borrás, A. Berrueto, J.M. Tolosana, L. Mont, J. Brugada (Barcelona, ES)
- Patterns of amiodarone use and outcomes in clinical practice for atrial fibrillation: insights from the Outcomes Registry for Better Informed Treatment of Atrial Fibrillation (ORBIT AF).** P3482  
 – S.D. Pokorney, D.N. Simon, L.E. Thomas, G.C. Fonarow, K.W. Mahaffey, B.J. Gersh, P.R. Kowey, D.E. Singer, J.B. Washam, E.D. Peterson, J.P. Piccini, J.A. Reiffel (Durham, Los Angeles, Palo Alto, Rochester, Wynnewood, Boston and New York, US)
- Effect of VK-II-86 in VF activation frequency and electrical heterogeneity modifications induced by acute local stretch.** P3483  
 – L. Such-Miquel, I. Del Canto, M. Zarzoso, C. Soler, P. Genoves, O. Arias, L. Brines, A. Alberola, L. Such, F.J. Chorro (Valencia, ES)
- The mechanism of augmented propafenone effect on SCN5A channel with R1193Q polymorphism.** P3484  
 – Y. Ruan, R.H. Yu, X. Li, L.Z. Guo, R. Bai, N. Liu, X. Du, J.Z. Dong, C.S. Ma (Beijing, CN)
- Effective control of atrial fibrillation can be achieved with very low doses of amiodarone.** P3485  
 – F. McGrew, L. Redden, H. Redden, S. Charlton, J. Roberts (Memphis and Moundsview, US)
- Post resuscitation outcomes of one-month in patients with and without anti-arrhythmic drugs.** P3486  
 – M. Amino, S. Inokuchi, K. Yoshioka, Y. Nakagawa, Y. Ikari, H. Funakoshi, K. Hayakawa, K. Hayakawa, M. Matsuzaki, A. Sakurai, Y. Tahara, K. Nagao, N. Yonemoto, A. Yaguchi, N. Morimura (Isehara, Urayasu, Saitama, Tokyo, Osaka and Yokohama, JP)
- Genetic variants previously associated with catecholaminergic polymorphic ventricular tachycardia are frequently present in the general population.** P3487  
 – C. Paludan-Müller, C. Herfelt, G. Ahlberg, J. Ghouse, J.H. Svendsen, S. Haunso, M.S. Olesen (Copenhagen, DK)
- Cryptogenic stroke: prevalence and predictors of subclinical atrial tachyarrhythmias detected by prolonged continuous Holter monitoring.** P3488  
 – R. Rossini, B. Censori, A. Calabrese, E. Collaku, A.M. Iorio, G. Musumeci, M.R. Rottoli, P. Ferrero, A. Gavazzi, O. Valsecchi, M. Senni (Bergamo, IT)
- The diverse management and prognosis of supraventricular tachycardia in pregnant women: Poor prognosis for pregnant outcome in patient with non-PSVT pattern.** P3489  
 – J.W. Park, T.H. Kim, J.S. Uhm, H.N. Pak, M.H. Lee, B.Y. Joung (Seoul, KR)

- Clinical characteristics and outcomes among haemodialysis patients with newly diagnosed atrial fibrillation: Insight from the RAKUEN study.** P3490  
 – W. Mitsuima, T. Matsubara, K. Hatada, S. Imai, M. Tamura, N. Saito, H. Shimada, S. Miyazaki (Niigata, JP)
- The clinical outcomes in atrial fibrillation patients with vascular disease: the Fushimi AF Registry.** P3491  
 – N. Masunaga, M. Iguchi, M. Ishii, M. Esato, Y.H. Chun, H. Wada, K. Hasegawa, H. Ogawa, M. Abe, M. Akao (Kyoto, JP)
- Safe automatic 1-lead ECG screening for atrial fibrillation.** P3492  
 – E. Svennberg, M. Stridh, J. Engdahl, F. Al-Khalili, L. Friberg, V. Frykman, M. Rosenqvist (Stockholm, Lund and Halmstad, SE)
- The significance of left atrial symmetry to determine structural remodeling and outcome in advanced atrial fibrillation patients.** P3493  
 – N.W.E. Van Den Berg, D.R.P. Dean Chan Pin Yin, H.A. Marquering, W.R. Berger, A. Slaar, J. Neefs, R.N. Planken, J.R. De Groot (Amsterdam, NL)
- Single centre experience in a large cohort of patients undergoing epicardial ventricular tachycardia (VT) ablation.** P3494  
 – M. Roos, A. Schade, K. Nentwich, J. Krug, P. Halbfass, P. Mueller, G.-A. Szoelloesi, T. Deneke (Bad Neustadt an der Saale, DE)
- VENTRICULAR ARRHYTHMIA, ICD AND REMOTE MONITORING**
- Optogenetic termination of ventricular tachyarrhythmias in fibrotic myocardial cultures.** P3495  
 – E.C.A. Nyns, W. Jangsangthong, A. Teplenin, I. Feola, S.F.A. Askar, M.J. Schali, A.A.F. De Vries, D.A. Pijnappels (Leiden, NL)
- Safe electrophysiologic profile of the potential novel antiarrhythmic drug antazoline.** P3496  
 – G. Frommeyer, M. Sterneberg, C. Ellermann, S. Kaese, F. Reinke, L. Eckardt (Münster, DE)
- Median nerve stimulation reduces ventricular arrhythmias induced by dorsomedial hypothalamic stimulation.** P3497  
 – S. Zhao, M. Tang, K.X. Yuan, J.L. Gu, J. Yu, X.Y. Long, M.M. Liu, J.M. Cao, S. Zhang (Beijing, CN)
- Ultra-high density mapping with multielectrode catheter vs conventional point by point mapping for ventricular tachycardia substrate ablation.** P3498  
 – J. Acosta Martinez, D. Andreu, D. Penela, M. Cabrera, A. Carlosena, V. Korshunov, R. Borrás, L. Mont, A. Berrueto (Barcelona, ES)
- Polish registry of electrical storms and ventricular arrhythmias recovery- preliminary results.** P3499  
 – R. Sierpinski, J. Stepinska, Z. Kalarus, G. Opolski, W. Banasiak, P. Kulakowski, K. Wrancisz, J. Kazmierczak, P. Derejko, J. Kusnierz, H. Szwed, A. Glowinski, A. Fuglewicz, E. Kozluk, L. Szumowski (Warsaw, Zabrze, Wrocław, Łódź, Szczecin and Lublin, PL)
- Correlation between ventricular arrhythmias and cardiac innervation: clinical impact on ablation procedure.** P3500  
 – A. Gimelli, F. Menichetti, E. Soldati, R. Liga, A. Vannozzi, P. Marzullo, M.G. Bongiorno (Pisa, IT)
- The potential impact of LVADs on the substrate and characteristics of ventricular tachycardia.** P3501  
 – A.F.A. Androulakis, M.P.M. Vester, J. Venlet, M. De Riva, M.J. Schali, M.J.H. Khidir, H.F. Verwey, L.F. Tops, S.L.M.A. Beerens, K. Zeppenfeld (Leiden, NL)
- Prediction of post myocardial infarction ventricular tachycardia.** P3502  
 – D. Voilliot, F. Odille, S. Amraoui, P. Jais, F. Sacher, H. Cochet, N. Sadoul, E. Aliot, I. Magnin-Poull, P.Y. Marie, J. Felblinger, D. Mandry, N. Girerd, M. Haissaguerre, C. De Chillou (Nancy, Bordeaux-Pessac and Vandoeuvre-lès-Nancy, FR)
- Chronic total occlusion in an infarct related artery: a new predictor of ventricular arrhythmias in patients with implantable cardioverter defibrillators.** P3503  
 – A. Di Marco, I. Anguera, L. Teruel, P. Dallaglio, J.A. Gomez Hospital, X. Sabate, A. Cequier (L'Hospitalet de Llobregat, ES)
- The economic impact of longevity of implantable cardioverter-defibrillator for cardiac resynchronization therapy from a healthcare service perspective.** P3504  
 – M. Landolina, G. Morani, A. Cumis, A. Vado, E. Ammendola, A. D'Onofrio, G. Stabile, M. Crosato, B. Petracci, C. Ceriotti, L. Bontempi, M. Morosato, G.P. Ballari, M. Gasparini (Crema, Verona, Brescia, Cuneo, Naples, Treviso, Pavia and Rozzano, IT)
- The impact of remote monitoring of implanted cardioverter-defibrillator and cardiac resynchronization therapy device patients on healthcare costs in long-term follow-up.** P3505  
 – P. Buchta, M. Tajstra, A. Kurek, M. Skrzypek, M. Swietlinska, E. Gadula-Gacek, M. Wasiaik, L. Pyka, M. Gasior (Zabrze and Bytom, PL)
- Downgrading from CRT-D to CRT-P at the time of battery depletion: preliminary results from DECODE Registry Trial.** P3506  
 – M.L. Narducci, M. Santamaria, D. Potenza, F. Zanon, A. Campana, G. Stabile, M. Iori, E. Menardi, V. Zaca', M. Zoni Berisso, A. Pierantozzi, V. Carinci, A. Bandini, M. Malacrida, M. Biffi (Rome, Campobasso, San Giovanni Rotondo, Rovigo, Salerno, Naples, Reggio Emilia, Cuneo, Siena, Genoa-Sestri Ponente, Pesaro, Bologna, Forli and Milan, IT)
- Surface electrocardiogram screening for subcutaneous implantable cardioverter-defibrillators: the comparison between Brugada syndrome and non-Brugada syndrome.** P3507  
 – M. Kawabata, M. Goya, T. Sasaki, S. Maeda, Y. Shirai, T. Nishimura, T. Yoshitake, S. Shiohira, K. Hirao (Tokyo, JP)

<b>Gender differences in the outcome of primary preventive implantable defibrillator therapy- data from the EU-CERT ICD study.</b>	P3508
– C. Sticherling, J. Hastrup Svendsen, B. Arendacka, S. Wijers, J. Stockinger, G. Schmidt, B. Merkely, R. Willems, A. Lubinski, T. Friede, M. Scharfe, F. Braunschweig, M. Svetlosak, C. Meyer Zuern, M. Zabel (Basel, CH; Copenhagen, DK; Göttingen, Bad Krozingen, Munich and Tübingen, DE; Utrecht, NL; Budapest, HU; Leuven, BE; Lodz, PL; Stockholm, SE; Bratislava, SK)	
<b>Ventricular arrhythmia presentation in viral vs. autoimmune myocarditis.</b>	P3509
– G. Peretto, S. Sala, A.L.P. Caforio, C. Basso, G. Thiene, P. Della Bella (Milan and Padua, IT)	
<b>Effects of cardiac resynchronization therapy in patients with normal or impaired kidney function: a radionuclide study.</b>	P3510
– C. Valzania, M. Biffi, F. Fallani, G. Gavaruzzi, C. Martignani, I. Diemberger, M. Ziacchi, A. Corzani, A. Mazzotti, G. Massaro, B. Gardini, J. Frisoni, S. Fanti, C. Rapezzi, G. Boriani (Bologna and Modena, IT)	
<b>The clinical relevance of asymptomatic NSVT detected on pacemaker interrogation.</b>	P3511
– S. Mohammed, J. Gierula, M.F. Paton, D. Abdul-Rahman, H.A. Jamil, J.E. Lowry, M.T. Kearney, K.K. Witte (Leeds, UK)	
<b>Association between late gadolinium enhancement at cardiac magnetic resonance and ventricular arrhythmias in patients with non-ischemic dilated cardiomyopathy: a systematic review and metanalysis.</b>	P3512
– A. Di Marco, I. Anguera, P. McKenna, P. Dallaglio, X. Sabate, A. Cequier (L'Hospitalet de Llobregat, ES)	
<b>Single-center experience with the wearable cardioverter defibrillator in more than 100 consecutive patients.</b>	P3513
– J.W. Erath, M. Vamos, A. Steidl, A.S. Sirat, A. Esmaeili, S.H. Hohnloser (Frankfurt, DE)	
<b>The impact of ventricular arrhythmias in ventricular assist device supported patients.</b>	P3514
– A. Gkouziouta, N. Kogerakis, D. Miliopoulos, K. Koutsiri, G. Poulos, T.H. Maounis, A. Kostopoulou, E. Livanis, G. Theodorakis, S. Adamopoulos (Athens, GR)	
<b>Predictors of in-hospital lethal arrhythmias in acute myocardial infarction: insights from J-MINUET study.</b>	P3515
– J. Oikawa, M. Ishihara, H. Ogawa, M. Fujino, K. Nakao, T. Noguchi, S. Yasuda, Y. Ozaki, K. Kimura, S. Suwa, K. Fujimoto, Y. Nakama, T. Morita, H. Fukaya, J. Ako (Sagamihara, Nishinomiya, Osaka, Kumamoto, Toyoake, Yokohama, Izunokuni and Hiroshima, JP)	
<b>Hemodynamic instability during ventricular tachycardia: role of autonomic modulation.</b>	P3516
– L. Tomas, S. Rivera, J. Parodi, D. Belardi, M. Ricapito, A. Orosco, A. Giniger, F. Scuzzuso, G. Albina (Buenos Aires, AR)	
<b>Optogenetics to rethink ICD technology.</b>	P3517
– C. Crocini, C. Ferrantini, R. Coppini, P. Yan, L.M. Loew, C. Poggesi, E. Cerbai, F.S. Pavone, L. Sacconi (Florence, IT; Farmington, US)	
<b>Zero-fluoroscopy approach for catheter ablation of idiopathic ventricular arrhythmias.</b>	P3518
– J. Sledz, M. Mazij, M. Klank-Szafran, B. Ludwik, D. Karbarz, K. Deutsch, L. Szydowski, T. Kameczura, M. Labus, J. Spikowski, M. Chrabaszcz, S. Stec (Ostrowiec, Wroclaw, Radom, Skarzynsko-Karnienna and Sanok, PL)	
<b>SYNCOPE AND DEVICE COMPLICATIONS</b>	
<b>Clinical and electrocardiographical predictors of positive electrophysiological test in patients with syncope and wide QRS.</b>	P3519
– I. Roca Luque, J. Francisco, J. Rodriguez, G. Oristrell, J. Rivas, J. Perez-Rodon, A. Santos, G. Martin, D. Garcia-Dorado, A. Moya (Barcelona, ES)	
<b>Syncope in patients paced for atrioventricular block.</b>	P3520
– M. Aste, D. Oddone, P. Donato, A. Solano, R. Maggi, F. Croci, D. Solari, M. Brignole (Lavagna, IT)	
<b>The activation of RASS and sympathetic nervous system in patients with vasovagal syncope.</b>	P3521
– J. Gajek, D. Zysko (Wroclaw, PL)	
<b>Cognitive impairment is very common in elderly patients with syncope.</b>	P3522
– S.C. De Ruiter, J.F.M. De Jonghe, T. Germans, J.H. Ruiter, R.W.M.M. Jansen (Alkmaar, NL)	
<b>Long term outcome of patients with presumed neurally mediated syncope by initial history taking.</b>	P3523
– Y. Choi, S.H. Kim, W.J. Lee, D.J. Lee, J.H. Jang, S.I. Lee, Y.K. Sa, J.H. Byeon, H.W. Park, Y.S. Yi, J.Y. Kim, S.H. Lee, S.I. Kim, J.H. Kim, Y.S. Oh (Seoul, KR)	
<b>An ambulatory syncope assessment unit is both cost-effective and safe in treating low-risk syncope patients.</b>	P3524
– H. MacLachlan, C.J. Allen, M. Nagendran, G. Balaji (London, UK)	
<b>Hospital admissions for syncope and orthostatic hypotension predict incident cardiovascular disease in older middle-aged patients.</b>	P3525
– A. Fedorowski, E. Yasa, F. Ricci, M. Magnusson, R. De Caterina, R. Sutton, O. Melander (Malmö, SE; Chieti, IT; London, UK)	
<b>Incidence of pulmonary embolism and upper-extremity deep vein thrombosis in patients submitted to lead extraction and upgrade procedures.</b>	P3526
– C.M.M. Albertini, K.R. Silva, I.C.M. Amaya, G.R.G. Melo, E.S. Crevelari, J.M.M. Leal, M.F. Lima, R.C. Chate, K. Higa, C. Nomura, M. Martinelli Filho, R. Costa (São Paulo, BR)	
<b>Intraprocedural complications at the time of ICD replacement: insights from the DECODE registry.</b>	P3527
– F. Zanon, E. Ammendola, A. Vado, G. Stabile, D. Potenza, P. De Filippo, M. Iori, D. Saporito, M. Zoni Berisso, C. Tomasi, F. Lissoni, C. La Rosa, P. Notarstefano, I. Battipaglia, M. Biffi (Rovigo, Naples, Cuneo, San Giovanni Rotondo, Bergamo, Reggio Emilia, Rimini, Genoa-Sestri Ponente, Ravenna, Lodi, Taranto, Arezzo, Rome and Bologna, IT)	

- Device complications in patients with ICD and continuous-flow LVAD.** P3528  
 – V. Galand, R.P. Martins, S. Boule, P. Mondoly, C. Dambrin, M. Michel, J.C. Roussel, E. Marijon, M.C. Bories, T. Bourguignon, N. Lelouche, H. Blangy, F. Van Huyse, E. Flecher, C. Leclercq (Rennes, Lille, Toulouse, Nantes, Paris, Tours and Nancy, FR)
- Role of the 18F-fluorodeoxyglucose positron emission tomography for diagnosis of cardiac implantable electronic devices infection: initial results of a referral center.** P3529  
 – R. Costa, K.R. Silva, E.J. Sía Filho, A. Soeiro, R.F. Siciliano, R.A. Carvalho, L.B.O. Alves, J. Soares Jr, M. Martinelli Filho, T.V. Strabelli (São Paulo, BR)
- Predictors of long term complications after transvenous lead-extraction for pacemaker/defibrillator infection: a prospective study.** P3530  
 – I. Diemberger, E. Raffaelli, G. Massaro, E. Zardi, A. Corzani, S. Lorenzetti, R. Narducci, C. Martignani, M. Ziacchi, M. Biffi, G. Boriani (Bologna, IT)
- Venous occlusion and stenosis in CIED carriers: can anticoagulation play protective role? Findings of 1574 TLE procedures.** P3532  
 – M. Czajkowski, W. Dabrowski, W. Jachec, A. Tomasik, A. Kutarski (Lublin and Zabrze, PL)
- Prognosis of Redo CRT implantation after complete device extraction.** P3533  
 – M. Seifert, V. Moeller, F. Hoelschermann, C. Butter (Bernau bei Berlin, DE)
- Transvenous lead extraction in deep analgesedation, a prospective study in 250 consecutive patients.** P3534  
 – M. Doering, J. Lucas, K. Bode, T. Heine, A. Muessigbrodt, G. Hindricks, S. Richter (Leipzig, DE)
- Complications of cardiac implantable electrophysiological devices operation in patients 80 or older.** P3535  
 – J. Morita, M. Nagashima, T. Iseda, K. Ando, S. Tohoku, K. Korai, K. Hiroshima, K. Ando (Kitakyushu, JP)
- Risk factors of chronically implanted lead extraction. Analysis of 1915 TLE procedures.** P3536  
 – A. Kutarski, M. Polewczyk, W. Jachec, A. Tuchalska, A. Tomasik, M. Czajkowski, A. Polewczyk (Lublin, Kielce and Zabrze, PL)
- CELL AND GENE THERAPY**
- Prolyl hydroxylase inhibition to enhance SDF-1 and CXCR4 expression for increased CXCR4+ cell homing and myocardial repair.** P3537  
 – S.K. Ghadge, T.V. Pham, M. Messner, M. Doppelhammer, B. Husse, W.M. Franz, M.M. Zaruba (Innsbruck, AT; Munich, DE)
- Cardiac regeneration in nonischemic cardiomyopathy.** P3538  
 – Y.-H. Liu, Y.S. Lin, L.P. Lai, J.L. Lin (New Taipei City and Taipei, TW)
- The effect of DPP-4 inhibitor on angiogenic regeneration by bone marrow mesenchymal stem cell in hind-limb ischemia injury model.** P3539  
 – J. Oh, H. Lim, J.E. Si, D. Choi, Y. Jang, Y.G. Ko (Seoul, KR)
- Implantation of human iPS cell-derived engineered cardiac tissues including cardiomyocytes and multiple vascular lineages ameliorates cardiac dysfunction after myocardial infarction in a rat model.** P3540  
 – H. Masumoto, T. Nakane, J. Tinney, F. Yuan, F. Ye, W. Kowalski, K. Minakata, R. Sakata, J. Yamashita, B. Keller (Louisville, US; Kyoto, JP)
- FOXO1A modifies arterial and venous endothelial development from human pluripotent stem cells; they establish 3D vascular structures in vitro and quantifiable vascular networks in vivo.** P3541  
 – E. Gara, S.Z. Kiraly, G. Kiszler, J. Skopal, M. Polos, B. Merkely, S.E. Harding, G. Foldes (Budapest, HU; London, UK)
- Systemic insulin resistance and adipose tissue inflammation predict decreased therapeutic mesenchymal stem cells for autologous transplantation in patients with cardiovascular disease.** P3542  
 – O. Inoue, S. Usui, S. Takashima, T. Kato, H. Murai, H. Furusho, H. Takemura, S. Kaneko, M. Takamura (Kanazawa, JP)
- Adiponectin improves the therapeutic efficacy of mesenchymal stem cells in infarcted myocardium by enhancing their survival through the AMPK pathway.** P3543  
 – X. Tian, Y.J. Yang (Beijing, CN)
- Therapeutic effects of adipose-derived mesenchymal stem cells against brain death-induced remote organ damage and post-heart transplant rejection.** P3544  
 – H.K. Yip, S. Chua, J.J. Sheu, P.H. Sung, S. Leu (Kaohsiung, TW)
- Single chamber circulation enhances cell engraftment after intravenous delivery of cardiac progenitor cells in rat models of univentricular heart disease.** P3545  
 – T. Goto, D. Ousaka, S. Ishigami, K. Hirai, S. Takahashi, S. Sano, H. Oh (Okayama, JP)
- Donor age impairs the paracrine properties of human mesenchymal stromal cells in a cardiac and renal injury model.** P3546  
 – M.C. Ciuffreda, G. Malpasso, C. Rota, P. Danieli, M.G. Borruso, F. Pisano, M. Mura, G.M. De Ferrari, G. Remuzzi, M. Morigi, M. Gnechi (Pavia and Bergamo, IT)
- Human pluripotent stem cells derived cardiomyocyte progenitors improve myocardial ischemia reperfusion injury in mice.** P3547  
 – L. Yap, J.W. Wang, X.Y. Wang, L.Y. Chong, D.V.P. Kleijn, K. Tryggvason (Singapore, SG)
- Comparative study cardiac progenitor cells transplantation into infarcted myocardium by injection of cell suspension or epicardial implantation of cell sheets.** P3548  
 – K. Dergilev, Z. Tsokolaeava, P. Makarevich, M. Boldyreva, I. Beloglazova, E. Zubkova, Y.E. Parfyonova (Moscow, RU)
- Local AdVEGF-A gene therapy increases BMS strut coverage in porcine coronary arteries.** P3549  
 – J.P. Hytonen, P. Halonen, J.M. Taavitsainen, S. Tarvainen, A. Kuivainen, A. Koistinen, J. Laakkonen, J. Hartikainen, S. Yla-Herttua (Kuopio, FI)

- Dysregulated expression of ossification related microRNAs in circulating osteogenic progenitor cells obtained from patients with calcific aortic valve disease.** P3550  
 – K. Takahashi, M. Satou (Morioka, JP)
- Relationship between selected DNA polymorphisms and cardiovascular complications in patients with stable coronary artery disease.** P3551  
 – M. Wirtwein, O. Mellander, M. Sjogren, M. Hoffmann, K. Narkiewicz, M. Gruchala, W. Sobiczewski (Gdansk, PL; Malmö, SE)
- Adenoviral intramyocardial VEGF-D gene transfer increases myocardial perfusion in patients with refractory angina.** P3552  
 – I. Hassinen, J. Hartikainen, A. Hedman, A. Kivela, A. Saraste, J. Knuuti, M. Husso, H. Mussalo, S. Yla-Herttuala (Kuopio and Turku, FI)
- ISCHAEMIA AND ELECTROPHYSIOLOGY**
- Diagnostic performance of mass spectrometry metabolomics for assessment of early myocardial ischemia.** P3553  
 – B. Igual Munoz, A.M.G. Maceira-Gonzalez, G.Q. Quintas, M.P.G. Piquer-Gil, N.Q. Quiles, J.E.E. Estornell-Erill, J.V.M.M. Monmeneu-Menadas, P.L.L. Lopez-Lereu, V.M.P. Miro-Palau, J.L.D.G. Diez-Gil, A.H. Hernandez, L.M.D. Martinez-Dolz, A.M.A. Montero-Argudo, P.S.S. Sepulveda-Sanchis (Valencia, ES)
- Effect of long-term remote ischaemic conditioning on platelet function and fibrinolysis in patients with and without chronic ischaemic heart failure.** P3554  
 – K. Pryds, J. Kristiansen, S. Neergaard-Petersen, R.R. Nielsen, M.R. Schmidt, S.D. Kristensen, H.E. Boetker, A.M. Hvas, E.L. Grove (Aarhus, DK)
- Deletion of CD28 gene exacerbates cardiac rupture and dysfunction after myocardial infarction in mice.** P3555  
 – M. Hirose, H. Takano, A. Kubota, H. Hasegawa, Y. Kobara, H. Tadokoro, G. Takemura, Y. Kobayashi (Chiba and Mizuho, JP)
- Akap1 deficiency promotes mitochondrial aberrations and exacerbates cardiac injury following permanent coronary ligation via enhanced mitophagy and apoptosis.** P3556  
 – F. Cattaneo, G. Schiattarella, G.L. Pironti, F. Magliulo, G. Carotenuto, M. Pirozzi, D. Borzacchiello, R. Paolillo, N. Boccella, A. Lombardi, M. Sepe, A. Feliciello, B. Trimarco, G. Esposito, C. Perrino (Naples, IT)
- Brain-derived neurotrophic factor improves exercise capacity and mitochondrial function in the skeletal muscle in mice with post-infarct heart failure.** P3557  
 – J. Matsumoto, S. Takada, S. Kinugawa, W. Mizushima, T. Furihata, M. Tsuda, T. Nakajima, T. Katayama, T. Yokota, K. Okita, H. Tsutsui (Sapporo and Ebetsu, JP)
- Induction of heart failure by chronic beta-adrenergic stimulation in larvae and adult zebrafish.** P3558  
 – M. Kossack, S. Hein, L. Juergensen, H.A. Katus, P. Most, D. Hassel (Heidelberg, DE)
- Cytosolic calcium removal in cardiac myocytes during atrial remodeling.** P3559  
 – F. Hohendanner, F.R. Heinzel, L.A. Blatter (Berlin, DE; Chicago, US)
- Tropomyosin and tropomyosin phosphorylation contribute substantially to the process of cardiac remodeling and re-remodeling.** P3560  
 – A. Schaefer, Y. Schneeberger, J. Stenzig, S. Schulz, A.P. Schwoerer, T. Eschenhagen, H. Ehmke, H. Reichenspurner, F. Cuello (Hamburg, DE)
- Ranolazine attenuates stretch-induced alterations of mechanoelectric feedback in HL-1 cells.** P3561  
 – I. Del Canto Serrano, L. Gomez-Cid, I. Hernandez-Romero, M.S. Guillem, V. Casanovas, F. Atienza, F. Fernandez-Aviles, F.J. Chorro, L. Such Belenguer, A.M. Climent (Valencia and Madrid, ES)
- A novel calcium channel mutation results in a J wave syndrome phenotype: a proposed positive feedback loop between bradycardia-mediated increase in Ito and mutation-mediated loss of function of Ica.** P3562  
 – V. Robinson, R. Cox, Z. Yang, E.N. Burashnikov, W.P. Jiang, C. Antzelevitch, P.R. Kowey, G.X. Yan (Philadelphia, US; Yinchuan and Suzhou, CN)
- Antiarrhythmic drugs target atrial TASK-1 K<sup>+</sup> channels: mode of action and implications for AF therapy.** P3563  
 – C. Schmidt, F. Wiedmann, A. Ratte, X. Zhou, S. Lang, W. Wenzel, M. Karck, M. Borggreffe, G. Seeböhm, H. Katus, D. Thomas (Heidelberg, Mannheim, Karlsruhe and Münster, DE)
- l-cis diltiazem rescues impaired calcium channel inactivation in a patient-specific stem cell model of long QT syndrome with a CACNA1C mutation.** P3564  
 – T. Harita, T. Makiyama, F. Toyoda, S. Nishiuchi, M. Hayano, Y. Yamamoto, Y. Wuriyanghai, H. Kohjitani, S. Ohno, Y. Yoshida, T. Ueyama, S. Yamanaka, A. Shimizu, M. Horie, T. Kimura (Kyoto, Otsu and Ube, JP)
- Roles of late INa-mediated focal electrical activities in ventricular tachyarrhythmia associated with acute myocardial ischemia.** P3565  
 – T. Ogawa, H. Honjo, M. Yamazaki, R. Niwa, N. Ueda, K. Kamiya (Nagoya, JP)
- Influence of Toll-like receptor 4 during sepsis on refractory periods and atrial fibrillation in an in vivo mouse model.** P3566  
 – F. Stoeckigt, M. Linhart, G. Nickenig, J.W. Schröckel (Bonn, DE)
- Microfoci of oxidative stress increase pro-arrhythmic risk as revealed by patterned illumination of optogenetically engineered myocardial cultures.** P3567  
 – A. Teplénin, W. Jangsangthong, I. Feola, M. Schalij, D. Ypey, A. De Vries, D. Pijnappels (Leiden, NL)
- Vimentin improves cardiac contractility and calcium release, but increases arrhythmia in rats after ischemia-reperfusion injury.** P3568  
 – H.S. Mun, H. Park, H. Park, H.Y. Kim, S. Cui, H.N. Pak, M.H. Lee, H.M. Kwon, S.S. Kim, B. Joung (Yuldong, Bundang-gu, Seongnam, Gyeonggi-do and Seoul, KR)

HEART FAILURE / LV DYSFUNCTION

- Heart-failure therapy after coronary artery bypass grafting in STICH eligible patients: survival benefit for mineralocorticoid receptor antagonists.** P3569  
 – M. Andreas, R. Wurm, M. Huelsmann, M. Hienert, V. Seidl, D. Wiedemann, G. Laufer, A. Kocher, C. Adlbrecht (Vienna, AT)
- Right ventricular performance and tricuspid geometry predict long-term outcomes in patients with ischemic mitral regurgitation referred for surgery.** P3570  
 – C. Fino, A. Iacovoni, J. Magne, P. Pibarot, M. Cannoletta, A. Miceli, D. Cugola, A. Calabrese, C. Simon, M. Merlo, L. Galletti, U. Trivedi, J.A. Hyde, M. Pilato, D. Bellavia (Bergamo and Palermo, IT; Limoges, FR; Quebec, CA; London, Bristol and Brighton, UK)
- Extension and regional distribution of scar tissue as assessed by cardiac magnetic resonance predict ventricular response after surgical left ventricular reconstruction in ischemic heart failure.** P3571  
 – G. Careri, S. Castelvecchio, A. Camporeale, F. Secchi, L. Menicanti, M. Lombardi (San Donato Milanese, IT)
- Novel cardiac MR-derived sweep surface area velocity index reveals worsened diastolic but not systolic dyssynchrony in ischemic cardiomyopathy post-surgical ventricular restoration.** P3572  
 – L. Zhong, X.D. Zhao, S. Leng, J. Guccione, G. Kassab, R.S. Tan (Singapore, SG; San Francisco and San Diego, US)
- Does the operative technique play a role on long-term myocardial function in valve-preserving aortic root surgery?** P3573  
 – P. Gehle, F. Heinzl, F. Edelmann, P.N. Robinson, K. Salchow, B. Pieske, E. Wellnhofer (Berlin, DE)
- The effect of sublingual nitroglycerin on resting and exercise left ventricular filling pressure in patients with heart failure with preserved ejection fraction (invasive hemodynamic study).** P3574  
 – M.G. Kang, K.H. Kim, H.W. Park, J.S. Koh, J.R. Park, S.J. Hwang, J.Y. Hwang (Jinju, KR)
- Clinical outcomes at one year follow up in cardiac resynchronization therapy with acute optimization of left ventricular pacing site and multipoint pacing.** P3575  
 – F. Zanon, L. Marcantoni, G. Pastore, E. Baracca, R. Floris, D. Lanza, S. Aggio, L. Conte, C. Picariello, F. Noventa, L. Roncon, F. Prinzen (Rovigo and Padua, IT; Maastricht, NL)
- Clinical significance and change of right ventricular function on cardiac resynchronization therapy.** P3576  
 – J.H. Park, I.W. Seong, Z.B. Popovic, R.A. Grimm, T.H. Marwick (Daejeon, KR; Cleveland, US; Hobart, AU)
- Clinical presentation and in-hospital management of acute heart failure with intermediate ejection fraction.** P3577  
 – D.T. Farmakis, J. Parissis, P. Simitsis, V. Bistola, S. Katsanos, G. Bakosis, I. Ikonomidis, F. Follath, A. Mebazaa, J. Lekakis (Athens, GR; Zurich, CH; Paris, FR)
- Surprisingly frequent findings of subclinical dysfunctional left ventricle in COPD without pulmonary hypertension.** P3578  
 – J.M.H. Hilde, J.H. Hisdal, I.S. Skjorten, M.N.M. Melsom, S.J. Humerfelt, V.H. Hansteen, K.S. Steine (Lorenskog and Oslo, NO)
- Early predictors of weaning failure from veno-arterial extracorporeal membrane oxygenation in patients with acute myocardial infarction-induced cardiac arrest.** P3579  
 – A. Sugiura, T. Nakayama, T. Imaeda, N. Suga, H. Kitahara, N. Hattori, R. Abe, Y. Fujimoto, S. Oda, Y. Kobayashi (Chiba, JP)
- Increased arterial stiffness is associated with less recovery of left ventricular longitudinal function in patients with myocardial infarction.** P3580  
 – E. Zharikova, S. Villevalde, Z.H. Kobalava (Moscow, RU)
- The prognostic implications of echocardiographically estimated elevated systolic pulmonary arterial pressures in a large cohort of patients undergoing cardiac rehabilitation.** P3581  
 – Y. Buber, N. Shlomo, R. Klempfner, I. Goldenberg, A. Israel (Ramat Gan, IL)
- Prediction of left ventricular diastolic dysfunction in asymptomatic patients with diabetes mellitus type 2.** P3582  
 – K. Andjelkovic, D. Stankovic, D. Kalimanovska Ostric, S. Matic (Belgrade and Vranje, RS)
- Association of cardiovascular autonomic neuropathy and left ventricular diastolic function.** P3583  
 – D.H. Cho, M.N. Kim, S.A. Kim, S.M. Park, M.S. Shin, M.A. Kim, K.S. Hong, W.J. Shim (Seoul, Incheon and Chuncheon, KR)
- Correlation between ST2 levels, Doppler echocardiographic parameters and prognosis in patients with heart failure and preserved ejection fraction.** P3584  
 – J. Maupoint, V. Richard, C. Vallet, C. Albrecht, F. Ouchani, H. Eltchaninoff, F. Bauer (Rouen and Paris, FR)
- The possible role of genetic variant in ABCB4-transporter as predictive marker of cardiac cells injury after antiraclycline treatment: a single-center prospective observational study.** P3585  
 – M. Triggiani, D. Galli, G. Bonetti, G. Sacca, I. Papa, M. Fragni, E.L. Simoncini, B.M. Cesana, S. Sigala, S. Nodari (Brescia, IT)
- Assessment of atrial and ventricular electromechanical delay, as a cardiotoxicity parameter in patients with trastuzumab chemotherapy for her2 positive breast cancer patient.** P3586  
 – J.H. Choi, Y.W. Lee, J.H. Choi, H.C. Lee, K.S. Cha, T.J. Hong, J.H. Choi (Busan, KR)
- Acute antiraclycline cardiotoxicity: carvedilol and omega-3 effects on cardiac and redox biomarkers.** P3587  
 – R. Carrasco Loza, F. Florenzano, R. Rodrigo, J. Alvarez, C. Parra (Santiago, CL)
- The effect of using synthetic cannabinoids and opiates on left ventricular wall motion.** P3588  
 – A. Demirkiran, S. Yayla (Tekirdag Corlu, TR)
- Degree of nocturnal blood pressure in pregnancy might be associated with enlargement of the left atrial volume.** P3589  
 – S.P. Hong, Y.S. Lee, J.B. Lee, J.K. Ryu, J.Y. Choi, K.S. Kim (Daegu, KR)



<b>Assessment of diastolic function in hypertrophic cardiomyopathy by computed tomography derived analysis of left ventricular filling.</b>	P3590
– J. Lessick, I. Ghersin, J.E. Runco Therrien, T. Tanawuttiwat, S. Abadi, D. Aronson, E. Ghersin (Haifa, IL; Miami, US)	
<b>CHADS2-VASc score identifies patients with diastolic dysfunction and heart failure with preserved ejection fraction.</b>	P3591
– A. Fengler, F. Escher, M. Krisper, S. Hassfeld, I. Decius, C. Koehncke, M. Kapl, B. Pieske, F. Blaschke, F.R. Heinzel (Berlin, DE)	
<b>Systolic and diastolic biventricular function in patients with undifferentiated connective tissue disease at risk for systemic sclerosis.</b>	P3592
– M. D'Alto, G.M. De Matteis, P. Argiento, A. Marcocchia, A. Correria, E. Romeo, R. Irace, A. Riccardi, G.M. Di Marco, M.G. Russo, G.M. Valentini (Naples and Rome, IT)	
<b>Noninvasive assessment of heart failure with preserved ejection fraction: new results in echocardiographic measurement of diastolic stiffness and intraventricular vortex.</b>	P3593
– M. Spinarova (Brno, CZ)	
<b>A dipeptidyl peptidase-IV inhibitor attenuates cardiac fibrosis and improves diastolic dysfunction in Dahl salt-sensitive rats.</b>	P3594
– S. Ito, M. Asakura, K.D. Min, M. Imazu, K. Shindo, H. Fukuda, H. Asanuma, M. Kitakaze (Suita and Kyoto, JP)	
<b>Tight linkage between increases in left atrium volume and augmented right ventricular function of the cohort subjects without overt heart failure in Japan.</b>	P3595
– M. Sakamoto, T. Hasegawa, M. Asakura, S. Takashio, M. Amaki, H. Takahama, T. Ohara, Y. Sugano, H. Kanzaki, T. Anzai, M. Kitakaze (Suita, JP)	
<b>Reverse remodeling and improvement in diastolic function: an echocardiographic study.</b>	P3596
– A. Aimo, G. Vergaro, L. Zyw, V. Chubuchny, A. Giannoni, V. Raglianti, C. Taddei, C. Passino, M. Emdin (Pisa, IT)	
<b>Cystatin c as marker of cardiorenal syndrome in patients hospitalized with acute heart failure and normal renal function. validation of a cystatin c cutoff value.</b>	P3597
– I. Constantin, S.L. Del Castillo, C.F. Varela, E. Guzzetti, P.L. Citterio, F.J. Romeo, G. Greloni, G.J. Rosa Diez, R. Pizarro, C.A. Belziti (Buenos Aires, AR)	
<b>Antiarrhythmic effects of dantrolene in human cardiomyocytes from patients with atrial fibrillation or heart failure.</b>	P3598
– N. Hartmann, S. Pabel, J. Herting, H. Schotola, T.H. Fischer, N. Frey, G. Hasenfuss, S.T. Sossalla (Göttingen and Kiel, DE)	
<b>Metoprolol induces cardiac beta-3AR and S1PR1 signals to prevent adverse LV remodeling and dysfunction after myocardial infarction.</b>	P3599
– A. Cannavo, D. Liccardo, A. Rapacciuolo, G. Gambino, M.L. D'Amico, N. Paolucci, D. Leosco, W.J. Koch, N. Ferrara, G. Rengo (Philadelphia and Baltimore, US; Naples and Telesse Terme, IT)	
<b>Human ischemic cardiomyopathy shows cardiac NOS1 translocation and its increase maintains Ca<sup>2+</sup> myocardial homeostasis and preserves ventricular performance.</b>	P3600
– E. Rosello-Lleti, E. Tarazon, A. Ortega, C. Gil-Cayuela, I. Sanchez-Lazaro, E. Sanchez-Lacuesta, F. Lago, L. Martinez-Dolz, M. Portoles, M. Rivera (Valencia and Santiago de Compostela, ES)	
<b>Gene expression profiling to predict and identify cardiac allograft acute cellular rejection: the GET-study.</b>	P3601
– D. Bodez, H. Hocini, N. Tchitcheck, P. Tisserand, N. Benhaiem, C. Barau, M. Kharoubi, A. Guellich, S. Guendouz, J.P. Couetil, J.L. Dubois-Rande, E. Teiger, L. Hittinger, Y. Levy, T. Damy (Créteil and Fontenay-aux-Roses, FR)	
<b>Potential mechanisms and reversibility of heart failure in type 2 diabetes: cardiovascular magnetic resonance assessment of diffuse cardiac fibrosis.</b>	P3602
– P. Swoboda, A.K. McDiarmid, B. Erhayiem, D.P. Ripley, L.E. Dobson, T.A. Musa, P. Garg, K.K. Witte, M.T. Kearney, J.H. Barth, R. Ajjan, J.P. Greenwood, S. Plein (Leeds, UK)	
<b>The contribution of the myocardial fiber orientation to asymmetric ischemic mitral regurgitation.</b>	P3603
– S. Watanabe, K. Ishikawa, K. Fish, R. Hajjar (New York, US)	
<b>Influence of left atrial function on exercise capacity and left ventricular function in patients with heart failure and preserved ejection fraction.</b>	P3604
– M.D.W. Von Roeder, K.P. Rommel, J.T. Kowallick, S. Blazek, K. Fengler, J. Lotz, G. Hasenfuss, C.H. Luecke, M. Gutberlet, G. Schuler, A. Schuster, P. Lurz (Leipzig and Göttingen, DE)	
<b>Impact of hemodialysis on left ventricular diastolic properties: noninvasive analysis by speckle tracking echocardiography.</b>	P3605
– R. Kishi, M. Kawasaka, R. Tanaka, H. Sato, Y. Hayano, A. Takai, C. Ueno, K. Morishita, M. Koda, H. Takatsu, S. Minatoguchi (Seki and Gifu, JP)	
<b>Comparison of the clinical course of Chagas cardiomyopathy with that of Chagas cardiomyopathy associated with chronic obstructive coronary artery disease.</b>	P3606
– A.P. Otaviano, A. Cardinali-Neto, A.M.S. Rodrigues, M.A. Nakazone, R. Bestetti (São José do Rio Preto, BR)	
<b>Nursing intervention is more effective for the elderly with acute heart failure.</b>	P3607
– K. Higashi, H. Matsumoto, S. Ijuin, Y. Ishikawa, K. Hiramane, H. Shimokawahara, H. Tanaka, N. Nuruqi, M. Sonoda (Kagoshima, JP)	
<b>MicroRNA-21 and microRNA-133 levels in peripheral blood mononuclear cells are associated with functional capacity in patients with heart failure with preserved ejection fraction.</b>	P3608
– M. Marketou, J. Kontaraki, F. Parthenakis, S. Maragkoudakis, H. Nakou, A. Patrianakos, M. Touloupaki, J. Konstantinou, M. Varnardos, P. Vardas (Heraklion, GR; Boston, US)	
<b>Psychological characteristics and adherence to treatment in patients with chronic heart failure.</b>	P3609
– E.V. Efremova, A.M. Shutov, M.V. Menzorov (Ulyanovsk, RU)	

- The impact of rhythm control by catheter ablation on reduction of heart failure hospitalization in patients with HFPEF and AF.** P3610  
 – T. Machino, Y. Seo, T. Ishizu, M. Yamamoto, Y. Hamada-Harimura, K. Aonuma (Tsukuba, JP)
- Are Nt-proBNP plasma levels useful in the management of Friedreich ataxia patients?** P3611  
 – L. Legrand, C. Maupain, M.L. Monin, A. Tataru, A. Durr, R. Isnard, F. Pousset (Paris, FR)
- Baroreflex activation therapy for the treatment of heart failure with reduced ejection fraction in patients with and without coronary artery disease.** P3612  
 – M. Halbach, W.T. Abraham, C. Butter, A. Ducharme, D. Klug, W.C. Little, E. Lovett, J.E. Schafer, E. Senni, V. Swarup, R. Wachter, F.A. Weaver, M.R. Zile, J. Muller-Ehmsen (Cologne, Bernau bei Berlin, Göttingen and Hamburg, DE; Columbus, Jackson, Minneapolis, Phoenix, Los Angeles and Charleston, US; Montreal, CA; Lille, FR; Bergamo, IT)
- Hydrogen consumption is a newly oxidative stress marker predicting the severity in patients with chronic heart failure.** P3613  
 – A. Shibata, Y. Sugano, A. Shimouchi, T. Yokokawa, N. Jinno, H. Kanzaki, T. Aiba, K. Kusano, M. Shirai, S. Yasuda, H. Ogawa, T. Anzai (Osaka, JP)
- Heart failure with preserved ejection fraction (HFpEF) is the predominant cause of incident chronic heart failure in contemporary Australia.** P3614  
 – F.F. Gong, D.J. Campbell, J.M. Collier, M. McGrady, U. Boffa, L. Shiel, D. Liew, R. Wolfe, S. Stewart, C.M. Reid, H. Krum, D.L. Prior (Melbourne, Sydney and Adelaide, AU)
- Electrocardiographic screening of cardiac amyloidosis in patients with primary AL amyloidosis.** P3615  
 – S. Yamada, Y. Yamamoto, M. Ishizuka, K. Yamamoto, M. Takizawa, H. Uozumi, H. Ikenouchi (Tokyo, JP)
- Pulsatile hemodynamics is associated with cardiorenal syndrome in patients with acute heart failure syndrome.** P3616  
 – S.H. Sung, H.M. Cheng, W.C. Yu, C.H. Chen (Taipei, TW)
- Serum potassium levels and clinical outcome in patients with chronic heart failure.** P3617  
 – S. Hoss, Y. Elizur, D. Luria, A. Keren, C. Lotan, I. Gotsman (Jerusalem, IL)
- Impact of ventricular tachyarrhythmias in advanced non-ischemic heart failure patients who referred for heart transplant evaluation.** P3618  
 – H. Hattori, A. Suzuki, T. Shiga, N. Serizawa, T. Suzuki, Y. Minami, M. Shoda, S. Nunoda, K. Yamazaki, N. Hagiwara (Tokyo, JP)
- Prevalence of thyroid disease in HFREF and HFPEF and prognostic importance of TSH in clinical outcomes.** P3619  
 – K. Mohee, P. Pellicori, S. Kazmi, J. Zhang, A.L. Clark, J.G.F. Cleland (Hull and London, UK)
- THE WIDE WORLD OF CARDIOVASCULAR RESEARCH AND PRACTICE**
- Device acceptance in ICD patients: shock anxiety, insomnia or both?** P3620  
 – J. Gallagher, G. Murphy, I. Caramlau, C. Lewis, A. Ruane, F. Doyle, S. Sears, N. Pender, R. Sheahan, B. McAdam (Dublin, IE; Greenville, US)
- Psychosocial adjustment of patients living with an internal cardioverter defibrillator.** P3621  
 – J. Cameron, S. McEvedy, E. Lugg, J. Mariani, C.F. Ski, D.R. Thompson, M.H. Hammash, D.K. Moser (Melbourne, AU; Louisville and Lexington, US)
- Post-discharge text messaging intervention improved clinical outcomes in patients with heart failure.** P3622  
 – X. Li, C. Chen, G.Y. You, Q. Zhang (Chengdu, CN)
- Return to work after endomyocardial biopsy in patients with suspected viral myocarditis.** P3623  
 – R. Reibis, U. Kuehl, A. Salzwedel, M. Rasawieh, K. Wegschweider, H. Voeller (Potsdam, Berlin, Rüdersdorf and Hamburg, DE)
- Patterns of illness perception in patients with coronary artery disease.** P3624  
 – E. Kunschitz, O. Friedrich, J. Sipoetz (Vienna, AT)
- Anti tumor necrosis factor alpha treatment restores endothelial function and improves outcome in rheumatoid arthritis mice.** P3625  
 – M. Crucet, B. Simic, A. Akhmedov, G. Kollias, T.F. Luescher (Zurich, CH; Vari, GR)
- Cardiovascular outcomes in renal transplant recipients: feasibility and clinical role of 2d speckle tracking to assess myocardial function.** P3626  
 – L. Stefani, G.P. Pedrizzetti, S.P. Pedri, M.M. Mandoli, B.T. Tosi, G.G. Galanti (Florence and Trieste, IT)
- Effect of preoperative L-glutamine supplementation on primary outcomes in elective cardiac surgery.** P3627  
 – S. Desai, N. Vijayashree, A. Merina, N. Benjamin, R. Rajan (Chennai, IN)
- Long-term outcomes following acute coronary syndrome: results of the five-year follow up.** P3628  
 – I. Skopets, N. Vezikova, N. Vezikova, N. Vezikova, M. Guseva, M. Guseva, A. Leontjev, A. Leontjev, A. Leontjev, S. De Silva, S. De Silva, S. De Silva, M. Sidorova, M. Sidorova, M. Sidorova (Petrozavodsk, RU)
- Continuous and interval aerobic training associated with l-arginine supplementation improve exercise capacity and hemodynamic parameters.** P3629  
 – P. Dal Lago, G. Tedesco Barcelos, D. Rossato, J.L. Perini, L. Pereira Pinheiro, C. Carvalho, R. Boemo Jaenisch, R. Barcos Nunes (Porto Alegre, BR)
- Differences in symptoms in relation to myocardial infarction type.** P3630  
 – K. Hellstrom Angerud, M. Ericsson, R.M. Isaksson, S. Sederholm Lawesson, I. Thylen, E. Swahn (Umeå, Linköping and Luleå, SE)
- Job distress and satisfaction among young cardiologists in Italy. Insights from the IANUS survey.** P3631  
 – M. Marini, G. Majani, R. De Maria, A. Giardini, G. Russo, F. Luca', G. Caretta, L. Riva, G. Vianello, E. Biscottini, A. Lavorgna, F. Vagnarelli, V. Procaccini, G. Di Tano (Florence, Pavia, Milan and Trieste, IT)

<b>Economic evaluation of sacubitril/valsartan for the treatment of heart failure with reduced ejection fraction.</b>	<b>P3632</b>
– P. Stafylas, D. Farmakis, G. Giamouzis, M. Hatzikou, G. Kourlaba, I. Papatsouma, N. Maniadakis (Thessaloniki, Athens and Larissa, GR)	
<b>Circulating long-chain ceramides and dihydroceramides predict outcomes in acute coronary syndromes.</b>	<b>P3633</b>
– M.Y. Chan, L.P. Carvalho, Z.Q. Tang, S.A. Summers, R.W. Troughton, S.H. Tan, A.Y.Y. Fong, B.P. Yan, A. Seneviratna, C.T. Chin, S.C. Poh, V.A. Kuznetsov, A.M. Richards (Singapore, SG; São Paulo, BR; Melbourne, AU; Christchurch, NZ; Kuching, MY; Hong Kong, HK)	
<b>Increased recurrent coronary heart disease and mortality risk among intensive medically managed patients following myocardial infarction.</b>	<b>P3634</b>
– P. Muntner, T.M. Brown, K.L. Monda, M.E. Farkouh, B. Taylor, L. Colantonio, C. Serban, R. Somaratne, M. Woodward, L. Deng, V. Bittner, R.S. Rosenson (Birmingham, Thousand Oaks and New York, US; Oxford, UK)	
<b>The effect of statins in erectile dysfunction.</b>	<b>P3635</b>
– A. Samentzas, G. Sionis, D. Papadimitriou, D. Papasaikas, G. Blazakis, A. Paschalis, P. Stougiannos, A. Trikas (Athens, GR)	
<b>Reduction of angiotensin-like 2 plasma levels after bariatric surgery is related to the improvement in diabetes, dyslipidemia and inflammation.</b>	<b>P3636</b>
– M.E. Piche, N. Thorin-Trescases, A. Auclair, S. Marceau, J. Martin, E. Thorin, P. Poirier (Quebec and Montreal, CA)	
<b>Increased basal coronary blood flow and obesity: what are the characteristics of patients with coronary hyperflow?</b>	<b>P3637</b>
– M. Kobori, H. Takahashi, S. Tani, K. Kikushima, S. Furuya, K. Iida, T. Washio, S. Niizuma, K. Kawauchi, K. Nishikawa, M. Matsuzaki, N. Matsumoto, A. Hirayama (Tokyo, JP)	
<b>Body mass index is associated with optimal treatment, clinical profile and long-term survival in stable heart failure out-patients with reduced ejection fraction.</b>	<b>P3638</b>
– A. Simoes, L. Sargento, S. Longo, N. Lousada, R. Palma Reis (Lisbon, PT)	
<b>The associations of epicardial adipose burden with diastolic dysfunction and left atrial deformational mechanics in a community-dwelling population.</b>	<b>P3639</b>
– Y.H. Lai, M.E. Liu, C.H. Su, H.I. Yeh, J.Y. Hou, C.L. Hung (Hsin-Chu and Taipei, TW)	
<b>The effect of moderate wine intake on carotid atherosclerosis in type 2 diabetes; a 2-year intervention study.</b>	<b>P3640</b>
– R. Golan, D. Schwarzfuchs, Y. Gepner, I. Harman-Boehm, M.J. Stampfer, A. Rudich, I. Shai, Y. Henkin (Beer Sheva and Dimona, IL; Boston, US)	
<b>FIGHTING AGAINST DIABETES EPIDEMIC</b>	
<b>Angiotensin-like 2 is associated with increased risk of death in diabetic patients.</b>	<b>P3641</b>
– B. Gellen, N. Thorin-Trescases, P. Sosner, E. Gand, P.J. Saulnier, S. Ragot, M. Fraty, S. Laugier, G. Ducrocq, D. Montaigne, P. Llaty, J.M. Halimi, R. Roussel, E. Thorin, S. Hadjadj (Créteil, Poitiers, Paris and Tours, FR; Montreal, CA)	
<b>Glycosylated haemoglobin predicts mortality in patients with heart failure and unknown diabetes - insights from the Swedish heart failure registry (SwedeHF).</b>	<b>P3642</b>
– I. Johansson, U. Dahlstrom, M. Edner, P. Nasman, L. Ryden, A. Norhammar (Stockholm and Linköping, SE)	
<b>Epicardial adipose tissue and cardiovascular disease in type 2 diabetes.</b>	<b>P3643</b>
– R.H. Christensen, B.J. Von Scholten, J.B. Rosenmeier, C.S. Hansen, H. Ellingsgaard, H. Reinhard, H.H. Parving, B.K. Pedersen, M.E. Joergensen, P.K. Jacobsen, P. Rossing (Copenhagen and Gentofte, DK)	
<b>Arterial stiffness as a risk factor for cardiovascular events and all-cause mortality in patients with type 2 diabetes.</b>	<b>P3644</b>
– S. Sharif, F.L.J. Visseren, W. Spiering, P.A. De Jong, J. Westerink (Utrecht, NL)	
<b>Plasma dehydroepiandrosterone levels are inversely associated with the risk of type 2 diabetes: the Rotterdam Study.</b>	<b>P3645</b>
– A. Brahimaj, A. Dehghan, J. Laven, T. Muka, O.H. Franco (Rotterdam, NL)	
<b>Are the LDL-cholesterol targets from the ESC/EASD guidelines achievable in diabetic patients?</b>	<b>P3646</b>
– J.-G. Dillinger, T. Vidal-Trecan, B. Merat, G. Sideris, J.P. Kevorkian, J.F. Gautier, J.P. Riveline, P. Henry (Paris, FR)	
<b>Triglyceride/high-density lipoprotein cholesterol ratio associates with plaque instability in diabetic patients receiving a statin: frequency domain optical coherence tomography analysis.</b>	<b>P3647</b>
– Y. Kataoka, J. Andrews, K. Uno, R. Puri, M. Hammadah, B. Duggal, S.R. Kapadia, E.M. Tuzcu, S.E. Nissen, S.J. Nicholls (Osaka, JP; Adelaide, AU; Cleveland, US)	
<b>Triglyceride to HDL-C ratio is associated with high risk coronary plaques characterized with coronary CT angiography in patients with suspected coronary artery disease.</b>	<b>P3648</b>
– Y. Koide, T. Miyoshi, T. Miki, K. Osawa, H. Oe, K. Ejiri, M. Yoshida, H. Toda, K. Nakamura, H. Morita, H. Ito (Okayama, JP)	
<b>Ethnic and regional variation in diabetes among Asian patients with heart failure.</b>	<b>P3649</b>
– T.-H.K. Teng, W.T. Tay, J. Yap, I. Anand, W. Shimizu, S. Zhang S-P Park, C. Narasimhan, C.-M. Yu C-L Hung, T. Ngarmukos, R. Omar, E.B. Reyes B Siswanto, L.-H. Ling, A.-M. Richards, C.S.P. Lam (Singapore, SG; Minneapolis, US; Tokyo, JP; Seoul, KR; Hyderabad, IN; Taipei, TW; Bangkok, TH; Kuala Lumpur, MY; Manila, PH)	

- Impact of statin therapy on plasma adiponectin concentrations: a systematic review and meta-analysis of 43 randomized controlled trial arms.** P3650  
 – P. Chrusciel, A. Sahebkar, M. Rembek, M.C. Serban, S. Ursoniu, D.P. Mikhailidis, S.R. Jones, S. Mosteoru, M.J. Blaha, S.S. Martin, P. Toth, G.Y.H. Lip, M.J. Pencina, K.K. Ray, M. Banach (Lodz, PL; Mashhad, IR; Timisoara, RO; London and Birmingham, UK; Baltimore and Durham, US)
- Sildenafil does not improve VO<sub>2</sub>max in subjects with diabetes mellitus despite augmenting non-invasively assessed central hemodynamics.** P3651  
 – T.J. Roberts, A.T. Burns, R.J. Macisaac, D.J. Mooney, D.L. Prior, A. La Gerche (Melbourne, AU)
- Blood circulating microRNA-15a and microRNA-16 in diabetic patients: preliminary results of the DIAPASON study.** P3652  
 – G. Spinetti, A. Uccellatore, E. Sangalli, S. Gasparino, S. Lupini, C. Specchia, S. Genovese (Milan and Brescia, IT)
- Impact of serum 1,5-anhydro-d-glucitol level on prediction of major adverse cardiac and cerebrovascular events in non-diabetic patients without coronary artery disease.** P3653  
 – N. Ikeda, H.H. Hara, Y.H. Hiroi, M.N. Nakamura (Tokyo, JP)
- Polarized macrophages can regulate Akt phosphorylation and insulin resistance in 3T3L1 adipocytes.** P3654  
 – Y. Stafeev, A. Vorotnikov, M. Menshikov, Y.E. Parfyonova (Moscow, RU)
- Impact of high-density lipoprotein cholesterol increase on long-term clinical outcomes in patients following percutaneous coronary intervention.** P3655  
 – H. Wada, K.M. Miyauchi, M.O. Ogita, H.E. Endo, S.D. Doi, H.K. Konishi, R.N. Naito, S.T. Tsuboi, T.D. Dohi, T.K. Kasai, H.T. Tamura, S.O. Okazaki, K.I. Isoda, S.S. Suwa, H.D. Daida (Tokyo and Izunokuni, JP)
- Insulin resistance is associated with impaired endothelial glycocalyx and LV myocardial deformation, twisting-untwisting in dysglycaemics and first-degree relatives of diabetic patients.** P3656  
 – I. Ikonomidis, G. Pavlidis, V. Lambadiari, F. Kousathana, H. Triantafyllidi, M. Varoudi, A. Frogoudaki, A.R. Vrettou, G. Makavos, S. Vlachos, D. Mpenas, G. Dimitriadis, J. Lekakis (Athens, GR)
- Practical anthropometric measurements in the setting of an existing metabolic syndrome: the 40 year follow-up results of the Seven Countries Study.** P3657  
 – B. Parapid, N. Danchin, O.M.S. Nedeljkovic-Arsenovic, B. Obrenovic-Kircanski, H. Blackburn, D. Jacobs, D. Kromhout, H. Adachi, A. Nissinen, J. Moschandreas, M.C. Ostojic (Belgrade, RS; Paris, FR; Minneapolis, US; Wageningen, NL; Kurume, JP; Kuopio, FI; Heraklion, GR)
- Associations of CD34CD133VEGFR2-positive cell numbers with eicosapentaenoic acid and postprandial hyperglycemia in coronary artery disease patients with type 2 diabetes mellitus.** P3658  
 – T. Morishita, H. Uzui, N. Amaya, K. Kaseno, K. Ishida, Y. Fukuoka, H. Ikeda, N. Tama, K. Hasegawa, Y. Shiomi, S. Kakehashi, T. Shimizu, D. Miyanaga, J.D. Lee, H. Tada (Fukui, JP)
- LIVING LONGER WITH CARDIOVASCULAR DISEASE - BUT LIVING WELL?**
- Heart rate range and all-cause mortality in the elderly.** P3659  
 – A. Bouzas-Mosquera, F.J. Brouillon, N. Alvarez-Garcia, J. Peteiro, N. Maneiro-Melon, P. Pardo-Martinez, M. Sagastagoitia-Fornie, D. Martinez, J.C. Yanez, B. Bouzas-Zubeldia, R. Perez-Fernandez, I. Martinez-Bendayan, R. Fabregas, J.M. Vazquez-Rodriguez (A Coruña, ES)
- Cognitive ability and cardiovascular disease mortality risk in middle aged and elderly Lithuanian urban population.** P3660  
 – D. Luksiene, L. Sapranaviciute-Zabazlajeva, D. Virviciute, A. Tamosiunas (Kaunas, LT)
- Time-trend analysis of heart failure mortality by gender in the elderly in Brazil from 1996 to 2012.** P3661  
 – J.N.B. Barbisan, E. Pitthan, V.N. Hirakata (Porto Alegre, BR)
- Lower carotid flow velocities were associated with impaired cognitive function in a community-based elderly population.** P3662  
 – S.-Y. Chuang, H.-M. Cheng, A.-C. Hwang, L.-K. Chen, C.-H. Chen, P.N. Wang (Miaoli County and Taipei, TW)
- The development and validation of predictive model of perioperative cardiac risk optimized for geriatric patients—The Geriatric Cardiac Risk Calculator (GCRC).** P3663  
 – R. Alrezk, M.A. Al Rezk, N.J. Jackson, D.E. Elashoff (Los Angeles, US)
- Predictive value of serum albumin in addition to traditional risk factors as risk of cardiovascular events and all-caused death in elderly and middle-aged persons: a population-based cohort study.** P3664  
 – F. Tanaka, R. Komi, T. Onoda, T. Kuribayashi, K. Tanno, M. Ohsawa, K. Itai, K. Sakata, S. Omama, K. Ogasawara, Y. Ishibashi, A. Okayama, M. Nakamura (Morioka and Tokyo, JP)
- Undernutrition, a novel marker of peripheral artery disease in African elderly: the EPIDEMCA study.** P3665  
 – I. Desormais, V. Aboyans, M. Guerchet, B. Ndamba-Bandzouzi, P. Mbelesso, P.M. Preux, P.H. Lacroix (Limoges, FR; London, UK; Brazzaville, CG; Bangui, CF)
- Centenarians' hearts.** P3666  
 – A. Sonaglioni, M. Baravelli, M. Lombardo, M. Munteanu, M. Bordonali, C. Sommese, C. Anza (Milan, IT)
- Outcomes in young and elderly Asian patients presenting with ST-elevation myocardial infarction (STEMI).** P3667  
 – J. Cai, J. Yap, F. Gao, T.S. Chua, K.K. Yeo (Singapore, SG)
- Greater visit-to-visit variability was associated with cognitive function impairment in an elderly population: prospective study.** P3668  
 – S.-Y. Chuang, H.-M. Cheng, B.-S. Yip, W.-H. Pan, C.-H. Chen (Miaoli County, Taipei and Hsin-Chu, TW)
- Cognitive function and muscle strength: Additive significant indicators of hospital-to-home discharge in the elderly inpatients with heart failure.** P3669  
 – M. Nagai, M. Wakabayashi, K. Nakamura, K. Dote, M. Kato, S. Sasaki, N. Oda, E. Kagawa, Y. Nakano, A. Yamane, Y. Kubo, T. Higashihara, M. Miyauchi (Hiroshima, JP)
- Prevalence of multimorbidity of cardio-metabolic disease in the United Kingdom.** P3670  
 – J. Tran, A. Kiran, K. Rahimi (Oxford, UK)

- Influence of age in costs of heart failure admission: an example of ecological fallacy.** P3671  
 – V. Hernandez Jimenez, J. Saavedra Falero, R. Mata Caballero, L. Molina Blazquez, J. Gorris Magana, J. Lopez Pais, R. Casado, A. Gonzalez-Chavarri (Mostoles and Madrid, ES)
- Geriatric patients have non-linear increase of perioperative risk of MICA (myocardial infarction/cardiac arrest). Counterintuitively, age has decreased odds ratio for MICA in geriatric patients.** P3672  
 – R. Alrezk, M.A. Al Rezk, N.J. Jackson, D.E. Elashoff (Los Angeles, US)
- Decline in effort capacity with age: echo stress analysis.** P3673  
 – A. Milman, G. Keren, Y. Topilsky (Tel Aviv, IL)
- Hypertension as a predictor of pattern of LV hypertrophy and geometric remodeling in elderly.** P3674  
 – U. Triam-Anuruck, P. Vathesatogkit, T. Yingchoncharoen, W. Katekao, O. See, S. Yamwong, P. Sritara (Bangkok, TH)
- Functional correlates of cardiac remodeling and function in asymptomatic community-dwelling elderly.** P3675  
 – A.S.M. Koh, J.I. Wong, F.Q. Huang, T.T. Le, S. Chua, F. Gao, Y.Y. Han, R.S. Tan, W.P. Koh, S. Cook (Singapore, SG)
- Correlations between geriatric nutritional risk index and peripheral artery disease in elderly coronary artery disease patients.** P3676  
 – S. Suzuki, T. Kawamiya, K. Harada, K. Hirayama, Y. Shibata, Y. Tatami, K. Kawashima, A. Kunitamura, D. Yamamoto, H. Ishii, C. Kono, T. Murohara (Nagoya, JP)
- Left ventricular diastolic function is associated with cognitive impairment in patients at risk of heart failure.** P3677  
 – J. Sacre, B.A. Kingwell, C. Wong, Y.K. Chan, J. Ball, S. Stewart, M.J. Carrington (Melbourne, AU)
- Serum total vitamin D levels has a mediation effect on the impact of serum testosterone levels on mental capacity. Insights from IKARIA study.** P3678  
 – C. Chrysohoou, J. Varlas, J. Skoumas, N. Galiatsatos, G. Lazaros, V. Metaxa, E. Oikonomou, K. Dimitriadis, G. Vogiatzi, E. Christoforatu, E. Zoulia, M.S. Vogiatzoglou, C. Pitsavos, D. Tousoulis, C. Stefanadis (Athens, GR)
- AORTIC VALVE DISEASE**
- The long-term clinical outcome of patients with low gradient severe aortic stenosis.** P3679  
 – T. Taniguchi, T. Morimoto, H. Shiomi, K. Ando, N. Kanamori, K. Murata, S. Naritatsu, R. Sakata, T. Kimura (Kyoto, Hyogo, Kokura, Shimada and Shizuoka, JP)
- Human aortic valve interstitial cells express coagulation factors: the impact of inflammatory stimulation.** P3680  
 – E.W. Wypasek, J.N. Natorska, P.K. Kapusta, P.M. Mazur, A.U. Undas (Kraków, PL)
- Prognosis of paradoxical low gradient severe aortic stenosis: a network meta-analysis approach.** P3681  
 – C.W.L. Chin, Q. Zheng, A. Djohan, Z. Ding, L. Shi, E. Chan (Singapore, SG)
- Pathological investigation of congenital bicuspid aortic valve stenosis, comparing with atherosclerotic tricuspid aortic valve stenosis and congenital bicuspid aortic valve regurgitation.** P3682  
 – Y. Hamatani, H. Ishibashi-Ueda, T. Nagai, Y. Sugano, H. Kanzaki, T. Fujita, J. Kobayashi, T. Anzai (Osaka, JP)
- The ACURATE neo transfemoral transcatheter heart valve, initial clinical results and propensity matched comparison with the SAPIEN 3.** P3683  
 – O. Husser, C. Pellegrini, T. Kessler, J. Nunez, P. Mayr, J. Michel, T. Rheude, A. Kasel, A. Kastrati, H. Schunkert, C. Burgdorf, C. Hengstenberg (Munich, DE; Valencia, ES)
- A novel scoring system may identify high risk patients with low gradient severe aortic stenosis with preserved ejection fraction.** P3684  
 – H. Shen, B. Applegate, D. Zhao, B. Stacey, B. Upadhyia, S. Gandhi, M. Pu (Shanghai, CN; Winston-Salem, US)
- Aortic valve replacement with homografts: improving outcome.** P3685  
 – S.V. Spirydonau, V.V. Podpalov, V.A. Adzintsov, M.M. Shchatsinka, A.A. Mazgova, Y.P. Ostrovsky (Minsk, BY)
- Left ventricular diastolic function assessed by tissue Doppler imaging in symptomatic and asymptomatic severe aortic stenosis.** P3686  
 – F. Imperadore, G. Musuraca, A. Manica, A. Cima, D. Viliani, M. Del Greco (Rovereto, IT)
- Impact of myocardial fibrosis measured by cardiac magnetic resonance imaging on reverse left ventricular remodelling after transcatheter aortic valve implantation.** P3687  
 – C. Merten, H. Beurich, D. Zachow, M. El Mawardy, M. Abdel-Wahab, G. Richardt (Bad Segeberg, DE)
- Follistatin-like 3 predicts aortic root enlargement in patients with bicuspid aortic valve.** P3688  
 – B. Assadi-Khansari, S.J. Chua, M. Chapman, O. Ali, H. Nguyen, J.D. Horowitz, A.L. Sverdlow, D.T.M. Ngo (Adelaide, AU)
- Does aortic valve area <1 cm<sup>2</sup> by Doppler echocardiography define adequately severe aortic stenosis?** P3689  
 – G. Casas, L. Gallan Gay, T. Gonzalez, G. Teixido, L. Gutierrez, G. Maldonado, J.F. Rodriguez, A. Evangelista (Barcelona, ES)
- Impact of imaging modality used for annulus sizing in transcatheter aortic valve implantation (TAVI) on paravalvular aortic leakage.** P3690  
 – M. Eskandari, O. Aldalati, J. Byrne, R. Dworakowski, O. Wendler, D. Hildick-Smith, P. MacCarthy, M. Monaghan (London and Brighton, UK)
- Atrial fibrillation increases short-term outcomes and 1-year mortality after transcatheter aortic valve implantation: an analysis of the brazilian multicenter TAVI registry (RIBAC).** P3691  
 – M.R.N. Pontes, M.C. Sales, F. Furini, A. Oliveira, A.M. Rosler, J. Fraportti, V.C. Lima, F.S. Brito Jr, F.A. Lucchese (Porto Alegre and São Paulo, BR)

- The effect of pre-procedural significant mitral regurgitation upon mortality after transcatheter aortic valve intervention for severe aortic stenosis.** P3692  
 – A. Michelongona, M. Drakopoulou, K. Toutouzas, S. Brili, O. Kaitozis, K. Stathogiannis, A. Synetos, G. Latsios, G. Trantalis, C. Aggeli, G. Lazaros, S. Sideris, A. Papanikolaou, E. Tsiamis, D. Tousoulis (Athens, GR)
- Paravalvular aortic regurgitation after transcatheter aortic valve implantation with the Sapien 3 valve: impact of valve sizing, implantation height and valve calcification.** P3693  
 – F. De Torres Alba, G. Kaleschke, G.P. Diller, J. Vormbrock, M. Feurle, S. Orwat, R. Radke, E. Safak, W. Stepper, R. Schmidt, A. Hellige, H. Deschka, D. Fischer, H. Reinecke, H. Baumgartner (Münster, DE)
- TAVR procedures with self-expandable valves can be safely performed in centres without on site cardiac surgery.** P3694  
 – J.G. Cordoba Soriano, J. Jimenez Mazuecos, A. Gutierrez Diez, J.F. Diaz Fernandez, F.J. Sanchez Burguillos, J. Botas Rodriguez, R. Lazaro Garcia, J. Herrero Garibi, G. Gallego Sanchez, J. Roa Garrido, P. Perez Santigosa, L. Hernando Marrupe, F. Valencia Serrano, J. Robles, A. Gallardo Lopez (Albacete, Huelva, Sevilla, Alcorcon, Almería and Burgos, ES)
- Circulating transforming growth factor-beta and progression of the mitral valve prolapse: ten-year follow-up.** P3695  
 – E. Malev, S. Reeva, A. Pshepiy, A. Korshunova, L. Vasina, E. Timofeev, E. Zemtsovsky (St. Petersburg, RU)
- Prognostic significance of right ventricular dysfunction in patients with functional mitral regurgitation and left ventricular systolic dysfunction undergoing MitraClip.** P3696  
 – H. Kaneko, M. Neuss, J. Weissenborn, C. Butter (Bernau bei Berlin, DE)
- Organic vs. functional mitral regurgitation in patients undergoing transcatheter aortic valve replacement for severe aortic stenosis.** P3697  
 – E.J. Ouzan, B.K. Kindya, E.K. Karayel, V.B. Babaliaros, I.G. Gotsman, V.T. Thourani, E.G. Gonen, S.L. Lerakis, R.B. Beerl, D.G. Gilon, H.D. Danenberg, C.L. Lotan, K.M. Mavromatic (Jerusalem, IL; Atlanta, US)
- Interleukin-6 receptor gene polymorphism rs2229238 is associated with increased interleukin-6 blood level and bioprosthetic mitral valve calcification.** P3698  
 – A. Ponasenko, M.V. Khutomaya, A.G. Kutikhin, N.V. Rutkovskaya, A.E. Yuzhalin, O.L. Barbarash, L.C. Barbarash (Kemerovo, RU; Oxford, UK)
- Postoperative right ventricular dysfunction is associated with mortality and morbidity.** P3699  
 – I. Lum, W.T. Huang (Singapore, SG)
- Percutaneous mitral valve repair improves exercise capacity and quality of life in patients with mitral regurgitation with and without atrial fibrillation.** P3700  
 – C. Thomas, E. Tigges, D. Kalbacher, F. Deuschl, N. Schofer, J. Schirmer, L. Conradi, H. Reichenspurner, S. Blankenberg, U. Schaefer, E. Lubos (Hamburg, DE)
- Profile of non-HACEK gram-negative bacilli infective endocarditis.** P3701  
 – R. Ladron, P.E. Garcia-Granja, J. Lopez, I. Vilacosta, C. Olmos, T. Sevilla, C. Ortiz-Bautista, C. Ferrera, I. Gomez, A. San Roman (Valladolid, ES)
- Tissue degeneration and dysfunction in bioprosthetic heart valves.** P3702  
 – F.J. Roldan, A. Aranda-Fraustro, S. Teijeida, M. Lopez Meneses, J. Cossio-Aranda, J. Vargas-Barron (Mexico City, MX)
- Raised red cell distribution width as a prognostic marker in patients undergoing valve surgery.** P3703  
 – P. Duchnowski, T. Hryniewiecki, P. Szymanski (Warsaw, PL)
- Prevalence, predictors and clinical outcome of residual pulmonary hypertension following tricuspid annuloplasty.** P3704  
 – Y. Chen, J.H. Liu, D. Chan, C.K. Wong, Z. Zhen, H.F. Tse, K.H. Yiu (Hong Kong, HK)
- Effect of infliximab treatment on QT intervals in patients with ankylosing spondylitis.** P3705  
 – M.G. Kaya, S. Senel, V. Cobankara, O. Taskoylu, A. Guclu, H. Evrengul (Kayseri and Denizli, TR)
- Inhibition of aortic valve calcification by local delivery of zoledronic acid. A PET/CT study.** P3706  
 – A. Synetos, K. Toutouzas, G. Benetos, K. Stathogiannis, M. Drakopoulou, G. Trantalis, N. Anousakis, G. Agrogianis, G. Latsios, A. Papalois, E. Patsouris, D. Cokkinos, D. Tousoulis (Athens, GR)
- ACUTE PULMONARY EMBOLISM**
- New onset paroxysmal atrial fibrillation in the course of the acute pulmonary embolism.** P3707  
 – A. Krajewska, K. Ptaszynska-Kopczynska, I. Kiluk, U. Kosacka, R. Milewski, W.J. Musial, B. Sobkowicz (Bialystok and Augustow, PL)
- Repetitive intravenous thrombin injections result in pulmonary arterial endothelial dysfunction in a mouse model of sublethal acute pulmonary embolism.** P3708  
 – M. Brandt, E. Giokoglu, T. Schoenfelder, S. Kossmann, M. Knorr, T. Muenzel, P. Wenzel (Mainz, DE)
- Comparison of simplified PESI, CHA2DS2-VASc and HAS-BLED scores for the prediction of net-adverse clinical outcome in patients with pulmonary embolism.** P3709  
 – B. Subotic, S. Obradovic, B. Dzudovic, S. Rusovic, D. Vranes, N. Antonijevic (Belgrade, RS)
- Outcomes associated with observation versus inpatient stays for pulmonary embolism.** P3710  
 – E. Weeda, W.F. Peacock, G.J. Fermann, P.S. Wells, V. Ashton, C. Crivera, T.J. Bunz, P. Wildgoose, J.R. Schein, C.I. Coleman (Storrs, Houston, Cincinnati and Raritan, US; Ottawa, CA)
- Effect of vena cava filters in reducing in-hospital case fatality rate of patients with pulmonary embolism: results from a large population-based study.** P3711  
 – F. Dentali, M. Bonzini, F. Pomero, L. Fenoglio, A. Squizzato, W. Ageno (Varese and Cuneo, IT)
- Does anticoagulation for isolated below-knee deep vein thrombosis prevent pulmonary embolism? oOr increase possibility of bleeding?** P3712  
 – Y. Ochiai, T. Kodama, C. Komiyama, S. Ishiwata, M. Ohno (Tokyo, JP)

- Systemic review of management of trapped thrombus in patent foramen ovale.** P3713  
 – W.W. Seo, M.S. Park, S.E. Kim, J.H. Lee, D.G. Park, K.R. Han, D.J. Oh (Seoul, KR)
- Single-center experience on ultrasound-facilitated thrombolysis in patients with pulmonary embolism at high risk or intermediate-high risk.** P3714  
 – C. Kaymaz, O. Akbal, F. Yilmaz, S. Ozturk, I. Tanboga, S. Turkday, A. Hakgor, N. Poci, A. Safak, C. Yildiz, H. Tokgoz, N. Ozdemir (Istanbul and Erzurum, TR)
- Low dose prolonged infusion of tissue type plasminogen activator therapy in massive pulmonary embolism.** P3715  
 – A.C. Aykan, T. Gokdeniz, D. Altintas Aykan, E. Kalaycioglu, I. Gul, C.Y. Karabay, M. Yildiz, E. Hatem, F. Boyaci, S. Celik (Trabzon, Istanbul and Samsun, TR)
- Modified HAS BLED score for the assessment of bleeding risk in patients with pulmonary embolism.** P3716  
 – B. Dzudovic, S. Obradovic, N. Ratkovic, V. Milic, D. Vranes, L. Torbica, M. Sipic (Belgrade, RS)
- External validation of a multivariable claims-based prediction rule for in-hospital pulmonary embolism mortality.** P3717  
 – E. Nguyen, W.F. Peacock, G.J. Fermann, V. Ashton, C. Crivera, P. Wildgoose, J.R. Schein, T.J. Bunz, C.I. Coleman, C.G. Kohn (Storrs, Houston, Cincinnati, Raritan and Hartford, US)
- Hypoxia as an independent predictor of right ventricular dysfunction and short term mortality in acute pulmonary embolism.** P3718  
 – M. Subramanian, S. Ramadurai, S. Gopalan, P. Arthur (Chennai, IN)
- Derivation and validation of a clinical prediction rule to identify low-risk acute pulmonary embolism.** P3719  
 – M. Subramanian, S. Gopalan, S. Ramadurai, P. Arthur (Chennai, IN)
- Admission glucose level predicts in-hospital mortality in patients with acute pulmonary embolism who were treated with thrombolytic therapy.** P3720  
 – M. Bozbay, H. Uyarel, S. Avsar, A. Oz, M. Keskin, A. Murat, A. Kaya, H. Atas, A.A. Cincin, M. Ugur, M. Eren (Istanbul, TR)

**CARDIOMYOPATHIES**

- Paradoxical prolongation of QT interval during exercise in patients with hypertrophic cardiomyopathy.** P3721  
 – R. Coppini, C. Ferrantini, B. Scellini, C. Poggesi, A. Mugelli, I. Olivotto (Florence, IT)
- Associations of modifying gene polymorphisms with clinical phenotype in patients with hypertrophic cardiomyopathy.** P3722  
 – S. Komissarova, D.B. Goncharik, E.Y. Zakharova, S.S. Niyazova, N.N. Chakova (Minsk, BY)
- Prevalence of familial forms of dilated cardiomyopathy in Czech patients with recent-onset disease and initial outcomes of whole exome sequencing.** P3723  
 – M. Kubanek, A. Krebsova, L. Piherova, V. Stranecky, M. Macek Jr, J. Paderova, T. Palecek, V. Melenovsky, S. Kmoch, J. Kautzner (Prague, CZ)
- Single photon emission computed tomography is the marker of cardiac event risk in cardiac sarcoidosis patients.** P3724  
 – A. Nomura, N. Serizawa, Y. Inagaki, A. Suzuki, K. Fukushima, M. Momose, T. Shiga, N. Hagiwara (Tokyo, JP)
- Outcome of cardiac amyloidosis referred to cardiology intensive care unit.** P3725  
 – T. D'Humieres, T. Damy, H.L. Doan, L. Oliver, J.L. Dubois-Rande, P. Lim, J. Ternacle (Créteil, FR)
- The prognostic value of left atrial diameter decreases according to the severity of hypertrophy in hypertrophic cardiomyopathy.** P3726  
 – D. Parcharidou, T. Zegkos, G. Efthimiadis, M. Didagelos, D. Ntelios, S. Hatzimiliadis, S. Paraskevaidis, H. Karvounis (Thessaloniki, GR)
- Systolic function reserve using two-dimensional strain imaging in hypertrophic cardiomyopathy: comparison with essential hypertension.** P3727  
 – W. Hamed, H.M.B. Badran, M.F.N. Noamany, N.F.A. Ahmed (Shebin El-kom, EG)
- Role of family screening and genetic testing in patients with left ventricular non-compaction of the myocardium.** P3728  
 – G. Oristrell Santamaria, M. Borregan, L. Gutierrez, G. Casas, G. Teixido, V. Pineda, F. Valente, G. Maldonado, L. Galian, A. Fernandez, M.T. Gonzalez-Alujas, D. Garcia-Dorado, A. Evangelista, J.F. Rodriguez-Palomares (Barcelona, ES)
- Diagnostic yield from endomyocardial biopsy in cardiomyopathies.** P3729  
 – T. Gkosios, C. O'Mahony, S. Mohiddin, N. Sekhri, O. Watkinson, E. Wicks, P.M. Elliott (London, UK)
- Algorithm of device-therapy in patients with dilated cardiomyopathy.** P3730  
 – T. Vaikhanskaya, T.V. Kurushka, T.M. Kaptsiukh, L. Sivitskaya, A.V. Frolov (Minsk, BY)
- The value of primary and secondary right ventricle involvement in people carrying mutations in LMNA gene: results from a 8 year study.** P3731  
 – G. Peretto, S. Sala, S. Benedetti, C. Di Resta, M. Ferrari, P. Della Bella (Milan, IT)
- Post-myocardial dilated cardiomyopathy: characterization and long-term prognosis.** P3732  
 – M. Merlo, M. Anzini, R. Bussani, J. Artico, G. Barbatì, D. Stolfo, M. Gigli, M. Muca, F. Ramani, A. Di Lenarda, B. Pinamonti, G. Sinagra (Trieste, IT)
- Impact of renin-angiotensin-aldosterone polymorphisms and mitochondrial haplogroups in phenotypic expression of hypertrophic cardiomyopathy in genotyped patients.** P3733  
 – I. Perez Sanchez, M. Sabater, E. Garcia-Molina, C. Munoz, M. Navarro, M.C. Olmo, D. Lopez, J.R. Gimeno (Murcia, ES)
- Val122Ile familial transthyretin (TTR) amyloid cardiomyopathy in African-American patients has a worse prognosis than wild-type TTR amyloid cardiomyopathy.** P3734  
 – R.H. Falk, H.I. Geller, T. Mirto, D. Dupee (Boston, US)

**Reversible tricuspid regurgitation in takotsubo syndrome: single center study.** P3735  
 – R. Citro, A. Silverio, C. Prota, C. Di Filippo, G. Provenza, M. Bellino, P. Predotti, A. Gigantino, E. Bossone, F. Piscione (Salerno and Oliveto Citra, IT)

**ADULT CONGENITAL HEART DISEASE**

**Conduit puncture for electrophysiological procedures in patients with Fontan circulation.** P3736  
 – J.-S. Uhm, N.K. Kim, Y.A. Park, D.G. Shin, H. Lee, Y.S. Baek, T.H. Kim, B. Joung, H.N. Pak, M.H. Lee (Seoul, KR)

**The benefit of atrial septal defect closure in patients with borderline shunt.** P3737  
 – M. Komar, T. Przewlocki, P. Wilkolek, B. Sobien, L. Tomkiewicz-Pajak, M. Olszowska, P. Podolec (Krakow, PL)

**Biventricular interactions and their impact on systemic ventricular function and exercise capacity in adults with a subaortic right ventricle.** P3738  
 – M. Schwerzmann, A. Stauber, C. Wey, M. Greutmann, D. Tobler, K. Wustmann, A. Wahl, M. Wilhelm (Bern, Zurich and Basel, CH)

**Hybrid therapy with catheter ablation and totalcavo pulmonary conversion, associated with reduced risk of recurrence of supraventricular tachycardia in adults congenital heart disease with Fontan operat.** P3739  
 – K. Miyamoto, K. Toyohara, T. Manaka, M. Shoda, T. Nakanishi (Tokyo, JP)

**Does the ECG still carry prognostic power in contemporary patients with repaired tetralogy of Fallot?** P3740  
 – G.M. Vescovo, A. Kempny, R. Alonso-Gonzalez, L. Swan, D. Marchewka, M.R. Gruebler, A. Uebing, S. Babu-Narayan, M.A. Gatzoulis, K. Dimopoulos (London, UK; Krakow, PL; Graz, AT)

**Are adults with congenital heart disease informed about their risk for infective endocarditis and treated in accordance to current guidelines?** P3741  
 – P.C. Helm, G.P. Diller, E. Niggemeyer, U.M.M. Bauer, O. Tutarel (Berlin, Münster and Hannover, DE)

**22 years of FU of coarctation of aorta in adults - High further intervention rate (40%) but good prognosis.** P3742  
 – I. Rafiq, D. Abraham, M. Flather, C. Lewis, L. Freeman (Norwich and Cambridge, UK)

**G263X MYBPC3: clinical Update of an autochthonous and high penetrant mutation. An example of allelic heterogeneity.** P3743  
 – R. Lorca, J. Gomez, J.J. R Reguero, M. Martin, V. Leon, J. Calvo, H. Cigarran, I. Silva, A. Alperi, C. Moris, E. Coto (Oviedo, ES)

**ACUTE INTENSIVE CARDIOVASCULAR CARE**

**Acute complications of pulmonary artery aneurysms: new challenges in acute and critical cardiac care.** P3744  
 – J. Nucho Berenguer, J.M. Montero Cabezas, G. Martinez-Ales Garcia, M.J. Ruiz Cano, C. Jimenez Lopez-Guarch, S. Alonso Charterina, P. Escribano Subias (Madrid, ES; Leiden, NL; Bad Oeynhausen, DE)

**Prognosis and predictive factors of in-hospital mortality of cardiogenic shock complicating ST-elevation myocardial infarction, in the modern area of wide reperfusion strategies.** P3745  
 – G. Leurent, R. Garlantezec, V. Auffret, E. Bot, R. Delaunay, P. Druelles, G. Rouault, J.P. Hacot, D. Saouli, E. Filippi, M. Gilard, H. Le Breton (Rennes, Saint-Brieuc, Quimper, Lorient, Saint-Malo, Vannes and Brest, FR)

**Decreased length of stay in the intensive cardiac care unit with preserved clinical outcome over the last decade.** P3746  
 – A. Orlev, A. Pollak, C. Lotan, I. Gotsman (Jerusalem, IL)

**Semi-critical care unit for initial post-operative in adult cardiac surgery.** P3747  
 – C. Labata Salvador, T. Oliveras Vila, E. Berastegui Garcia, X. Ruyra Baliarda, M. Camara Rosell, F. Rueda Sobella, C. Garcia Garcia, M. Ferrer, J. Serra Flores, A. Bayes Genis (Badalona, ES)

**Can echocardiography improve the risk prediction for peri-operative outcomes in patients undergoing coronary bypass surgery? A prospective study.** P3748  
 – C. Serena, B. Salerno, J. Magne, F. Rolle, D. Mohy, M. Laskar, V. Aboynans (Limoges, FR)

**A new experience in music therapy in patients with heart failure and early post-infarction angina; A substudy of the MUSIC-HF study.** P3749  
 – P. Mitrovic, B. Stefanovic, A. Paladin, M. Radovanovic, N. Radovanovic, D. Rajic, G. Matic, R. Lasica, I. Subotic, N. Mitrovic, N. Mijic, Z. Vasiljevic (Belgrade, RS)

**Urapidil better than nitroglycerin maintains renal blood flow in patients with hypertensive urgencies.** P3750  
 – O. Irkin, A. Parkhomenko, A. Stepura, I.A. Lutay, D. Belyi, S. Kushnir (Kiev, UA)

**Long-term effects of continuous positive airway pressure on all-cause mortality in patients with moderate to severe obstructive sleep apnoea and acute myocardial infarction.** P3751  
 – K. Minami, M. Kurobe, S. Muto, S. Furudono, H. Suenaga, T. Nunohiro, S. Takeshita, H. Nakashima (Nagasaki, JP)

**Development and validation of a simple prediction model for predicting post-discharge acutely decompensate heart failure in acute coronary syndrome.** P3752  
 – P.J. Flores-Blanco, A.A. Lopez-Cuenca, M. Gomez-Molina, F. Cambronero-Sanchez, M.J. Sanchez-Galian, E. Guerrero-Perez, F.J. Pastor-Perez, I. De Las Heras-Gomez, A. Garcia-Narbon, A.M. Castillo-Navarro, M. Valdes, S. Manzano Fernandez (Murcia and Cieza, ES)

**Myocardial injury and long-term mortality in patients with carbon monoxide poisoning.** P3753  
 – H. Sunman, M. Erat, K.G. Yayla, E. Algul, H.F. Sahan, T. Cimen, A. Akyel, E.D. Arslan, S. Ozkan, S. Acikel, M. Dogan, E. Yeter (Ankara, TR)

**Gut permeability, low-grade endotoxemia and platelet activation in community-acquired pneumonia.** P3754  
 – R. Cangemi, P. Pignatelli, R. Carnevale, S. Bartimoccia, C. Nocella, M. Falcone, G. Taliani, F. Violi (Rome, IT)

**Delirium in patients with acute coronary syndromes: prevalence, risk factors, outcomes.** P3755  
 – E.D. Kartasheva, V.G. Gusarov, M.N. Zamyatin (Moscow, RU)



- Impact of abnormal body temperature in emergency room for predicting short and long term cardiovascular event in patients with acute myocardial infarction.** P3756  
 – T. Kurita, H. Mizutani, K. Kataoka, T. Kitamura, H. Kakimoto, N. Yamada, A. Kawasaki, K. Makino, H. Nishikawa, M. Ito (Tsu, JP)
- Subacute cardiac rupture as a predictor of in-hospital mortality in patients with cardiac rupture after acute myocardial infarction in Japan; a retrospective analysis of multicenter registry data.** P3757  
 – K. Yoneyama, Y. Ishibashi, Y. Akashi, T. Itoh, Y. Morino, T. Mizutani, J. Ako, M. Nakano, K. Yoshioka, S. Inami, T. Komatsu, H. Sugimura, T. Nomura, K. Sugi, H. Yoshino (Kawasaki, Morioka, Sagamihara, Isehara, Mibu, Koshigaya City, Tochigi, Tokyo and Hidaka, JP)
- Impact of blood transfusion on in-hospital myocardial infarctions according to patterns of acute coronary syndrome: insights from the BleeMACS registry.** P3758  
 – M.F. Lococo, S. Gili, F. D'Ascenzo, S. Scarano, C. Moretti, F. Giordana, F. Gaita, S. Raposeiras-Roubin, E. Abu-Assi, J.P. Henriques, J. Saucedo (Turin, IT; Vigo, ES; Amsterdam, NL; Chicago, US)
- Acute coronary syndromes: does the type of atrial fibrillation have any impact on the in-hospital prognosis?** P3759  
 – M. Rodrigues Neto, J. Ponte Monteiro, R. Costa Rodrigues, A. Correia, N. Santos, M. Gomes Serrao, B. Silva, A. Pereira, S. Gomes, A. Drumond Freitas, D. Pereira (Funchal, PT)
- COMORBIDITIES AND RISK FOR CAD**
- Clinical profile, mortality and implications of antithrombotic therapy in coronary ectasia.** P3760  
 – C. Fraile Sanz, D. Rodriguez Munoz, G. Alonso Salinas, A. Marco Del Castillo, A. Pardo Sanz, L. Salido Tahoces, R. Hernandez Antolin, J.L. Zamorano Gomez (Madrid, ES)
- Expression of the adipocytokine omentin increases in the epicardial adipose tissue of non-obese coronary artery disease patients.** P3761  
 – K. Harada, R. Shibata, Y. Tokuda, H. Funakubo, M. Suzuki, T. Kataoka, T. Nagao, S. Okumura, N. Shinoda, B. Kato, S. Sakai, T. Amano, T. Matsubara, T. Murohara (Nagoya, JP)
- Assessment of immune mediators in plasma: a new diagnostic tool for detection of coronary artery disease after heart transplantation.** P3762  
 – C. Bara, B. Przybylek, A. Haverich, A. Neumann, C. Falk (Hannover, DE)
- Long-term prognosis and potential years-of-life lost by acute coronary syndromes.** P3763  
 – A. Cordero, M. Rodriguez-Manero, M. Garcia-Carrilero, C. Gunturiz, J.M. Garcia-Acuna, M. Pedreira, R. Lopez-Palop, V. Bertomeu-Martinez, J.R. Gonzalez-Juanatey (Alicante and Santiago de Compostela, ES)
- the endothelin gene-1 (EDN-1) glu105Glu (rs5369) gene polymorphism in the EDN-1 is associated with risk of developing acute coronary syndrome in mexican patients.** P3764  
 – O. Gomez Monterrosas, H.D. Delgadillo, M.A. Pena Duque, M.A. Martinez Rios, G. Scalone (Barcelona, ES; Mexico City, MX)
- Association of the HDL with mRNA expression of pro- and anti-calcifying genes in the epicardial adipose tissue from patients with coronary artery disease.** P3765  
 – M. Luna Luna, O. Perez Mendez (Mexico City, MX)
- Noninvasive screening test for diagnosis of nonobstructive coronary artery disease.** P3766  
 – V.A. Kuznetsov, E.I. Yaroslavskaya, D.V. Krinochkin, G.V. Kolunin, E.A. Gorbatenko, S.M. Dyachkov (Tyumen, RU)
- Subclinical hypothyroidism as a new risk factor for coronary atherosclerosis.** P3767  
 – E.I. Baranova, A. Volkova, O.A. Berkovich, S.V. Dora, O.D. Dygun (St. Petersburg, RU)
- Inference of non-obstructive coronary artery disease for cardiovascular events in dialysis patients.** P3768  
 – R. Ninomiya, Y. Matsue, M. Hoshino, R. Iwatsuka, A. Mizukami, M. Suzuki, A. Matsumura, Y. Hashimoto (Kamogawa, JP)
- Admission hyperglycemia and severity of the acute coronary syndrome.** P3769  
 – K. Domingues, B. Saldanha Santos, M. Joao Vieira, C. Costa, I. Monteiro, M. Leal (Santarem, PT)
- Acute coronary syndromes in patients with diabetes mellitus - do HbA1c levels predict severity of coronary artery disease and affect 1-year prognosis?** P3770  
 – P.M. Azevedo, J.P. Guedes, D. Bento, D. Carvalho, S. Pereira, W. Santos, J. Mimoso, N. Marques, I. Jesus (Faro, PT)
- Hierarchical analysis of cardiovascular disease risk factors in the secondary prevention: A classification analysis within the GRECS study.** P3771  
 – D.B. Panagiotakos, V. Notara, M. Kouvari, Y. Kogias, P. Stravopodis, G. Papanaghou, S. Zombolos, Y. Mantas, D. Tousoulis, C. Pitsavos (Athens, Karditsa, Zakynthos, Lamia, Kalamata and Chalkida, GR)
- Association of osteopontin level with coronary atherosclerosis and osteoporosis in male patients with stable coronary artery disease.** P3772  
 – V. Kashtalap, O.L. Barbarash, O.N. Hryachkova (Kemerovo, RU)
- Body weight does not affect systemic PK exposure parameters of MDCCO-216 in healthy volunteers and CAD patients.** P3773  
 – S.E. Bellibas, D.G. Kallend, P.L. Wijngaard (Parsippany, US; Zurich, CH)
- Paradoxal presence of spare A2A receptors in patients with coronary artery disease with positive exercise stress test.** P3774  
 – G. Mottola, L. Bonello, N. Kipson, J. Fromonot, J. Condo, A. Boussuges, L. Bruzzese, L. Nee, F. Kerbaul, V. Gariboldi, F. Franceschi, E. Fenouillet, F. Paganelli, R. Guieu, J. Ruf (Marseille, FR)
- Comparison of 1-year clinical outcomes between carvedilol and bisoprolol in patients with acute myocardial infarction: KAMIR-NIH registry.** P3775  
 – J.H. Nam, K.H. Park, K.U. Choi, C.H. Lee, J.W. Son, U. Kim, J.S. Park, D.G. Shin, Y.J. Kim, J.H. Cho, S.W. Kang, S.C. Chae, M.H. Jeong (Daegu and Gwangju, KR)

- Increased adipose tissue bradykinin receptors gene expression profiles in obese patients with coronary artery disease.** P3776  
 – M. Marketou, G. Kochiadakis, J. Kontarakis, E. Zacharis, K. Roufas, S. Maragkoudakis, F. Parthenakis, A. Patrianakos, D. Vougia, J. Logakis, P. Vardas (Heraklion, GR)
- Clinical impact of a newly diagnosed cancer in patients with acute coronary syndrome undergoing emergent percutaneous coronary intervention.** P3777  
 – S. Sakai, A. Sato, D. Akiyama, T. Hoshi, T. Koizumi, S. Taguchi, K. Aonuma (Mito and Tsukuba, JP)
- A new point-of-care device to measure erythrocyte aggregation: a proof of concept study.** P3778  
**LAREHK-1/LAREHK-2.**  
 – O. Charansonney, A. Cohen-Solal, P. Goube, P. Morel, E. Vicaut (Corbeil-Essonnes, Paris and Besançon, FR)
- Insulin-like growth factor-binding protein 7 (IGFBP 7) as a new biomarker in coronary heart disease.** P3779  
 – A. Lisowska, M. Knapp, W.J. Musial, P. Swiecki, M. Gil, K. Kaminski, T. Hirnle, A. Tycynska (Bialystok, PL)
- Contemporary long-term prognosis of acute coronary syndrome complicated with heart failure depending on the Killip class at admission.** P3780  
 – L. Sayagues Moreira, R.C. Vidal Perez, U. Anido Herranz, C. Pena Gil, J.M. Garcia Acuna, V. Gonzalez Salvado, J.L. Garcia Allut, S. Raposeiras Roubin, E. Abu Assi, J.R. Gonzalez-Juanatey (Santiago de Compostela, ES)
- Association of hemoglobin levels with clinical outcomes in acute coronary syndromes: the EPIHeart cohort.** P3781  
 – J.C. Duarte Rodrigues, O. Laszczynska, A.R. Godinho, S. Machado Leite, P. Dias, R. Almeida, C. Araujo, I. Moreira, M.J. Maciel, A. Azevedo (Porto and Vila-Real, PT)
- Prognosis of outcome in patients with acute myocardial infarction in combination with mixed anxiety-depressive disorder.** P3782  
 – M. Cherniaeva, A.A. Savchenko, M.M. Petrova, N.Y. Shimohina, D.S. Kaskaeva (Krasnoyarsk, RU)
- Ticagrelor improves peripheral arterial function in acute coronary syndrome patients: relationship with adenosine plasma level.** P3783  
 – F. Paganelli, J. Fromonot, F. Dignat-Georges, P. Rossi, G. Mottola, N. Kipson, J. Ruf, L. Bonello, R. Guieu (Marseille, FR)
- Factorial effects of evolocumab and atorvastatin on lipoprotein metabolism: the FLOREY stable isotope study.** P3784  
 – G. Watts, D. Chan, R. Dent, M. Cyrille, A. Flower, M. Emery, R. Somaratne, S.M. Wasserman, R. Scott, H. Barrett (Perth and Crawley, AU; Thousand Oaks, US)
- New scoring model to predict bleeding events within 2 year after DES implantation.** P3785  
 – Y. Honda, Y. Ito, T. Sakai, K. Hirano, M. Yamawaki, M. Araki, N. Kobayashi, H. Takimura, Y. Sakamoto, S. Mori, M. Tsutumi, T. Takama, T. Tokuda, K. Makino, S. Shirai (Yokohama, JP)
- BLOOD MARKERS IN ACUTE CORONARY SYNDROME**
- Reference values of high-sensitivity troponin T in a healthy reference population.** P3786  
 – A. Slagman, M. Mockel, J. Searle, M. Mueller-Hennessen, E. Giannitsis (Berlin and Heidelberg, DE)
- Relation of serum potassium levels to short-term outcomes in patients with ST-segment elevation myocardial infarction.** P3787  
 – W. Ma, Y. Liang, J. Zhu (Beijing, CN)
- Parathyroid hormone levels and high-residual platelet reactivity in patients receiving dual antiplatelet therapy with acetylsalicylic acid and clopidogrel or ticagrelor.** P3788  
 – M. Verdoia, M. Nardin, L. Barbieri, A. Schaffer, G. Bellomo, P.N. Marino, H. Suryapranata, G. De Luca (Novara and Brescia, IT; Nijmegen, NL)
- Soluble galectin-3 is associated with premature myocardial infarction.** P3789  
 – M.-P. Winter, F. Wiesbauer, A. Alimohammadi, H. Blessberger, N. Pavo, M. Schillinger, K. Huber, J. Wojta, I.M. Lang, G. Maurer, G. Golasch (Vienna and Linz, AT)
- Predictive and prognostic value of biomarkers of CI-AKI (contrast induced - acute kidney injury) in patients presenting with STEMI (ST-segment elevation myocardial infarction) treated by primary PCI.** P3790  
 – L.S. Nguyen, V. Spagnoli, M. Kerneis, J.-P. Collet, O. Barthelemy, B. Bertin, D. Brugier, S. Galier, N. Vignolles, G. Montalescot, J. Silvain (Paris, FR)
- Circulating microparticles and clinical outcomes in persistent ST-segment elevation myocardial infarction complicated with cardiogenic shock.** P3791  
 – A. Sionis, R. Suades, J. Sans Rosello, M. Sanchez-Martinez, J. Crespo, J. Cubedo, A. Ferrero-Gregori, M. Vila, A. Duran-Cambra, L. Badimon (Barcelona, ES)
- Circulating erythrocyte microparticles and biochemical extent of myocardial injury in ST-elevation myocardial infarction.** P3792  
 – G. Giannopoulos, V. Panagopoulou, C. Angelidis, D. Vrachatis, A. Zacharoulis, F. Kolokathis, R. Vrettou, N. Papoutsidakis, J. Lekakis, S. Deffereos (Athens, GR)
- Metabolic profiling of plasma in unstable angina pectoris patients using ultra performance liquid chromatography and Q-TOF mass spectrometry (UPLC-Q-TOF MS).** P3793  
 – J. Wang, H.H. Zhao, J.X. Chen, W.J. Xu, S.Z. Guo, B.Z. Fu, D. Deng, H.B. Xiao, W. Wang (Beijing, CN)
- A plasma extracellular vesicle protein signature as a biomarker for the diagnosis of unstable angina.** P3794  
 – I.E.M. Bank, D.P.V. De Kleijn, V.C. De Hoog, S.K. Sze, C.M. Gijssberts, G.P. Pasterkamp, H.M. Den Ruijter, L.A. Boven, T.X. Wildbergh, A. Mosterd, L. Timmers (Utrecht and Amersfoort, NL; Singapore, SG)
- High osteoprotegerin levels are associated with adverse left ventricular remodelling in patients with ST-elevation myocardial infarction.** P3795  
 – C. Shetelig, S. Limalanathan, J. Eritsland, P. Hoffmann, I. Seljeflot, T. Ueland, P. Aukrust, G.Ø. Andersen (Oslo and Feiring, NO)

<b>The relationship between admission monocyte HDL-c ratio with short-term and long-term mortality among STEMI patients treated with successful primary PCI.</b>	P3796
– G. Cicek, H. Kundi, M. Bozbay, C. Yayla, H. Uyarel (Ankara and Istanbul, TR)	
<b>Genetic determinants of simvastatin intolerance in ethnic Uzbek patients with coronary artery disease.</b>	P3797
– A.B. Shek, R.D. Kurbanov, G.J. Abdullaeva, S.U. Hoshimov, A.V. Nagay (Tashkent, UZ)	
<b>Unbiased gene expression signature in acute coronary syndromes identifies mediators of inflammasome signaling correlating with infarct size.</b>	P3798
– M. Vanhaverbeke, D. Veltman, G. Laenen, S. Trenson, J. Bartunek, H.J. Huber, S. Janssens, P.R. Sinnaeve (Leuven and Aalst, BE)	
<b>Identification of novel circulating microRNA up-regulated after acute myocardial infarction.</b>	P3799
– F. Pisano, K. Laarej, M.C. Monti, D. Gentilini, E. Cervio, B. Corso, M. Ferrario, A. Repetto, M. Ferlini, G. Crimi, R. Camporotondo, A.M. Di Blasio, G.M. De Ferrari, S. De Servi, M. Gnechchi (Pavia and Milan, IT)	
<b>Free circulating miRNAs (miR1, miR-133a, miR-208a, miR-499) differentiate clinical types of coronary disease: acute myocardial infarction, unstable angina and stable coronary artery disease.</b>	P3800
– D. Miskowicz, P. Lipiec, K. Kupczynska, M. Ojrzanowski, M. Simiera, K. Wierzbowska-Drabik, P. Wejner-Mik, B. Michalski, J.D. Kasprzak (Lodz, PL)	
<b>Early valuable risk stratification with hemoglobin level and neutrophil to lymphocyte ratio in patients with non-ST-elevation myocardial infarction having an early invasive strategy.</b>	P3801
– S.J. Jun, M.H. Jeong, Y.K. Ahn, J.G. Cho, S.H. John, S.H. Lee, M.C. Kim, W.J. Kim, K.H. Kim, C.H. Kim, K.J. Lee, K.H. Cho (Gunsan-si, Hak-dong, Dong-gu, Gwangju, Junghwasan-dong, Wansan-gu, Jeonju-si, Jeollabuk-do, Kwang Ju, Mokpo-si and Gangjin-gun, KR)	
<b>The relationship between the rate of increase in serum creatinine levels and long-term adverse clinical outcomes in patients with non-ST segment elevation myocardial infarction.</b>	P3802
– S. Arslan, O. Abaci, G. Cetinkal, B. Kocas, S.N. Firdin, A. Buyuk, Y. Dalgic, O. Kiliarciyan, C. Kocas, A. Yildiz (Istanbul, TR)	
<b>Association of immature platelets with adverse cardiac and cerebrovascular outcomes.</b>	P3803
– A. Lador, A. Weissler-Snir, A. Abelow, D. Lederfein, N. Hen Hanuka, R. Kornowski, E. Lev (Petah Tikva, IL)	
<b>Impact of reticulated platelets on antiplatelet response to thienopyridines is independent of platelet turn-over.</b>	P3804
– C. Stratz, T. Nuehrenberg, M. Amann, M. Cederqvist, P. Kleiner, C. Valina, D. Trenk, F.J. Neumann, W. Hochholzer (Bad Krozingen, DE)	
<b>Incidence of capecitabine cardiac toxicity at rest and under effort: a prospective study.</b>	P3805
– C. Lestuzzi, L. Tartuferi, E. Viel, L. Eijofor, G.M. Miolo, A. Banzato, A. Buonadonna, G. Boz, D. Stolfo, V. Zagonel, A. Guglielmi, A. De Paoli (Aviano, Pordenone, Padua and Trieste, IT)	
<b>THROMBOSIS AND COAGULATION</b>	
<b>Elevated lipoprotein a levels in patients with prosthetic valve thrombosis.</b>	P3806
– M. Yesin, M. Kalcik, S. Gunduz, M.O. Gursoy, S. Karakoyun, M.A. Astarcioglu, S. Cersit, E. Bayam, M. Ozkan (Istanbul, TR)	
<b>Concentration dependent effects of edoxaban on thrombin generation kinetics and physical characteristics of clot By CAT and TEG6 assay.</b>	P3807
– P.A. Gurbel, K. Bliden, C. McLeold, M. Austin, F. Zaman, A. Murasen, U. Tantry (Falls Church, Braintree and Niles, US)	
<b>Demographic and clinical characteristics associated with initiation of individual oral anticoagulants among patients with newly diagnosed venous thromboembolism.</b>	P3808
– X. Li, X. Pan, T. Lee, R. Horblyuk, L. Burns, K. Gupta, M. Hamilton (Princeton, Wallingford, New York, Hopewell and Plainsboro, US)	
<b>Management of deep vein thrombosis in a multidisciplinary team.</b>	P3809
– A.E. Albertsen, P. Saugmann, G.D. Oddershede, P. Madsen, C.L.B. Brandhof, D.S. Moeller (Viborg, DK)	
<b>Cancer, chronic kidney disease and thrombosis.</b>	P3810
– I. Elalamy, N. Janus, N. Ashman, P. McFarlane, C. Ribic, H. Riess, F. Scotte, M. Gouadain, V. Launay-Vacher (Paris, FR; London, UK; Toronto, CA; Berlin, DE)	
<b>Experience with tecarfarin, a novel vitamin K antagonist: use with reversing agents and in mechanical heart valve recipients.</b>	P3811
– M. Midei, R.P. Whitlock, C. Fordyce, P.G. Milner (Milpitas and Durham, US; Hamilton, CA)	
<b>High glucose increases gamma-glutamyltransferase-induced tissue factor expression in human peripheral blood mononuclear cells.</b>	P3812
– V. Scalise, C. Balia, S. Cianchetti, V. Carnicelli, F. Fajta, T. Neri, R. Zucchi, A. Corti, A. Celi, R. Pedrinelli (Pisa, IT)	
<b>Hospitalizations and other healthcare resource utilization among patients with deep vein thrombosis treated with rivaroxaban versus low-molecular-weight heparin and warfarin in the outpatient setting.</b>	P3813
– S. Deitelzweig, F. Laliberte, M. Raut, G. Germain, B.K. Bookhart, W.H. Olson, J.R. Schein, P. Lefebvre (New Orleans and Raritan, US; Montreal, CA)	
<b>Impact of new oral anti-coagulant agents on in-vivo platelet aggregation in patients with non-valvular atrial fibrillation: Xa inhibitor vs. direct thrombin inhibitor.</b>	P3814
– T. Koizumi, Y. Ishizaki, K. Nakayama, A. Nakayama, F. Tabata, R. Yamada, T. Yomo, S. Sakai, S. Taguchi (Higashi-Ibarakigun, JP)	
<b>The effect of dabigatran on thrombin generation in vitro.</b>	P3815
– W.J. Comuth, T.S.T. Damiana, A.M. Bloch-Munster, L.Ø. Henriksen, S.H. Husted, M. De Maat (Herning, DK; Rotterdam, NL)	
<b>Use of point-of-care testing for non vit K oral anticoagulants (NOACs) in emergency conditions.</b>	P3816
– S. Padayattil, P. Carraro, G. Denas, G. Zoppellaro, H. Afshar, G. Nante, K. Rossi, V. Pengo (Padua, IT)	

12:40–13:50 | Raphael - The Hub

**YOUNG INVESTIGATORS AWARDS SESSION: CORONARY PATHOPHYSIOLOGY AND MICROCIRCULATION** **Young Investigators Awards Abstracts**

Chairperson(s): M. Dorobantu (Bucharest, RO); A. Koller (Budapest, HU)

Judge(s): T. Akasaka (Wakayama, JP); S.C. Clarke (Cambridge, UK); S. Baek (Seoul, KR)

- |       |   |             |
|-------|---|-------------|
| 12:40 | <b>Evidence for involvement of inflammatory changes of perivascular adipose tissue in the pathogenesis of DES-induced hyperconstricting responses in pigs in vivo - impact of 18F-FDG PET imaging.</b>                | <b>3817</b> |
|       | – K. Ohyama, Y. Matsumoto, H. Amamizu, H. Uzuka, K. Nishimiya, S. Morosawa, M. Hirano, H. Watabe, Y. Funaki, J. Takahashi, K. Ito, H. Shimokawa (Sendai, JP)  |             |
| 12:57 | <b>Serial endomyocardial microRNA-126 measurements in heart transplant recipients with and without allograft vasculopathy.</b>  | <b>3818</b> |
|       | – W.A. Heggemont, L. Delrue, K. Dierickx, J. Bartunek, M. Vanderheyden (Aalst, BE)  |             |
| 13:15 | <b>Intermediate coronary stenosis with borderline fractional flow reserve values: should we lower the bar to 0.75?</b>  | <b>3819</b> |
|       | – A. Monteiro, R. Ramos, A. Fiarresga, L. Sousa, R. Carvalho, D. Cacela, L. Patricio, L. Bernardes, P. Pinto Teixeira, P. Modas Daniel, C. Soares, R. Cruz Ferreira (Lisbon, PT)                                      |             |
| 13:32 | <b>Validation of an open CT-FFR algorithm and the effect of computational fluid dynamic outflow boundary conditions on CT-FFR Accuracy.</b>   | <b>3820</b> |
|       | – A.A. Giannopoulos, S. Kishi, N. Kato, A. Tang, Y.S. Chatzizisis, C.J. Dennie, A.L. Vavere, Y. Horiuchi, K. Tanabe, J.A.C. Lima, F.J. Rybicki, D. Mitsouras (Boston, Omaha and Baltimore, US; Tokyo, JP; Ottawa, CA) |             |

*Winners will be announced at the Awards Ceremony on Monday 29 August at 18:00 in the Agora (Poster Area)*

12:40–13:50 | Da Vinci - The Hub

**YOUNG INVESTIGATORS AWARDS SESSION: POPULATION SCIENCES** **Young Investigators Awards Abstracts**

Chairperson(s): S. Matskeplishvili (Moscow, RU); E. Swahn (Linköping, SE)

Judge(s): S. Gielen (Detmold, DE); T.C. Gillebert (Boechout, BE); A.N. Neskovic (Belgrade, RS)

- |       |  |             |
|-------|--|-------------|
| 12:40 | <b>Improved survival is associated with guideline-indicated treatments which persists and is greater for higher risk NSTEMI.</b>   | <b>3821</b> |
|       | – O. Bebb, M.S. Hall, T.B. Dondo, A. Timmis, H. Bueno, A.T. Yan, S.G. Goodman, D.P. Chew, D. Breiger, K.A.A. Fox, P.D. Batin, H. Hemingway, J.E. Deanfield, C.P. Gale (Leeds, London, Edinburgh and Wakefield, UK; Madrid, ES; Toronto, CA; Adelaide and Sydney, AU) |             |
| 12:57 | <b>Myocardial infarction and artificial time-constraint: a theoretical framework and national registry study of yearly, montly, and weekly incidence variation.</b>  | <b>3822</b> |
|       | – J. Wallert, C. Held, G. Madison, E. Olsson (Uppsala and Umeå, SE)  |             |
| 13:15 | <b>Do centres that usually perform percutaneous coronary intervention trans-radially have inferior outcomes when operating trans-femorally?</b>  | <b>3823</b> |
|       | – W.J. Hulme, M. Sperrin, E. Kontopantelis, M.A. Mamas (Manchester and Keele, UK)  |             |
| 13:32 | <b>Risk of motor vehicle accidents in patients with an implantable cardioverter defibrillator - A Danish nationwide study.</b>   | <b>3824</b> |
|       | – J. Bjerre, A.K. Nume, M. Schou, C. Jons, M. Vinther, R. Videbaek, H.H. Petersen, J.B. Johansen, S. Riahi, J.C. Nielsen, G. Gislason, A.C. Ruwald (Copenhagen, Odense, Aalborg and Aarhus, DK)  |             |

*Winners will be announced at the Awards Ceremony on Monday 29 August at 18:00 in the Agora (Poster Area)*

12:45–13:45 | Forum - The Hub

**THE EUROPEAN HEART JOURNAL'S YEAR IN CARDIOLOGY: HEART FAILURE AND VALVULAR HEART DISEASE** Special Session

Joint with the European Heart Journal

Chairperson(s): M. Metra (Brescia, IT); F. Ruschitzka (Zurich, CH)

12:45	<b>The European Heart Journal's Year in Cardiology: heart failure and valvular heart disease - Introduction.</b>	3825
	– M. Metra (Brescia, IT)	
12:55	<b>Imaging of valvular heart disease in heart failure.</b>	3826
	– J.J. Bax (Leiden, NL)	
13:05	<b>Heart failure 2016 - An update.</b>	3827
	– J.J.V. McMurray (Glasgow, UK)	
13:15	<b>Aortic valve disease and heart failure.</b>	3828
	– A. Vahanian (Paris, FR)	
13:25	<b>Mitral valve interventions 2016.</b>	3829
	– O. Gaemperli (Zurich, CH)	
13:35	<b>The European Heart Journal's Year in Cardiology: heart failure and valvular heart disease - Conclusion.</b>	3830
	– F. Ruschitzka (Zurich, CH)	

12:45–13:45 | Bernini - The Hub



**TRAINING THE FUTURE LEADERS OF CARDIOVASCULAR RESEARCH – RAISING FUNDING IN EUROPE** Special Session

Chairperson(s): K.R. Sipido (Leuven, BE); T. Benedek (Tirgu Mures, RO)

12:45	<b>Tips and tricks for ERC starting grant applications.</b>	3831
	– L. Maegdefessel (Stockholm, SE)	
13:15	<b>How to write a successful Marie Curie fellowship application.</b>	3832
	– C. Antoniades (Oxford, UK)	

12:45–13:45 | Michelangelo - The Hub



**EAST MEETS WEST – CARDIOVASCULAR DISEASES IN ASIA**

Joint Session Korean Young Cardiologists - COT

	Chairperson(s): S. Baek (Seoul, KR); T. Stiermaier (Lübeck, DE)	
12:45	<b>Takotsubo cardiomyopathy.</b>	3833
	– C. Templin (Zurich, CH)	
13:00	<b>Bicuspid valvulopathy and aortopathy.</b>	3834
	– J.-K. Song (Seoul, KR)	
13:15	<b>Takayasu disease.</b>	3835
	– R. Alonso Gonzalez (London, UK)	
13:30	<b>Vasospastic angina.</b>	3836
	– S. Baek (Seoul, KR)	

12:45–13:45 | Nicosia - Village 1

**CARDIOVASCULAR RISK REDUCTION AND LIPID MANAGEMENT: STATE OF THE SCIENCE** Satellite Symposium

Sponsored by Cleveland Clinic

Chairperson(s): L. Cho (Cleveland, US)

12:45	<b>Unmet medical needs with current agents and residual CV risk: rationale for developing new agents.</b>	3837
	– S.E. Nissen (Cleveland, US)	
13:00	<b>New horizons for the statin intolerant patients: current and future therapeutic options.</b>	3838
	– L. Cho (Cleveland, US), A.M. Lincoff (Cleveland, US)	
13:30	<b>The science of HDL and reverse cholesterol transport - Are we still hopeful?</b>	3839
	– J.J.P. Kastelein (Amsterdam, NL)	

## 12:45–13:45 | Helsinki - Village 2

### THE CLINICAL TRIAL UPDATE IN BLOOD CHOLESTEROL MANAGEMENT 2016

Satellite Symposium

Sponsored by MSD

Chairperson(s): E. Braunwald (Boston, US); S.J. Nicholls (Adelaide, AU)

- |       |  |      |
|-------|--|------|
| 12:45 | <b>Welcome and introductions - The clinical trial update in blood cholesterol management 2016.</b> | 3840 |
|       | - E. Braunwald (Boston, US), S.J. Nicholls (Adelaide, AU)  |      |
| 12:48 | <b>DYSIS study update: are LDL-C targets achieved in real life practice.</b>                       | 3841 |
|       | - A.K. Gitt (Ludwigshafen, DE)   |      |
| 12:55 | <b>Update on outcome trials in blood cholesterol reduction.</b>                                    | 3842 |
|       | - E. Braunwald (Boston, US)  |      |
| 13:15 | <b>Can existing atherosclerotic plaques be reduced?</b>  | 3843 |
|       | - S.J. Nicholls (Adelaide, AU)   |      |
| 13:20 | <b>The 2016 ESC Guidelines and EAS Guidelines on Dyslipidemia - Highlights.</b>                    | 3844 |
|       | - A. Catapano (Milan, IT)  |      |
| 13:30 | <b>Summing up the evidence for daily clinical practice.</b>  | 3845 |
|       | - L. Tokgozoglul (Ankara, TR)  |      |
| 13:40 | <b>Panel Discussion - The clinical trial update in blood cholesterol management 2016.</b>          | 3846 |
|       | - E. Braunwald (Boston, US), S.J. Nicholls (Adelaide, AU)  |      |

*Don't miss the complementary Satellite Symposium - Experts on the Spot session scheduled on Tuesday 30 August, 10:15–10:45 in Raphael - The Hub.*

## 12:45–13:45 | Sarajevo - Village 2

### ARTERIAL STIFFNESS AND CARDIOVASCULAR DISEASES – THE EXPERIENCE OF CAVI (CARDIO-ANKLE VASCULAR INDEX)

Satellite Symposium

Sponsored by Fukuda Denshi Co. Ltd

Chairperson(s): R. Asmar (Paris, FR); H.A.J. Struijker-Boudier (Maastricht, NL)

- |       |   |      |
|-------|---|------|
| 12:45 | <b>Introduction: arterial stiffness and cardiovascular diseases - The experience of CAVI (Cardio-Ankle Vascular Index).</b> | 3847 |
|       | - R. Asmar (Paris, FR), H.A.J. Struijker-Boudier (Maastricht, NL)   |      |
| 12:47 | <b>Importance of assessing arterial stiffness in hypertension.</b>  | 3848 |
|       | - G. Mancia (Milan, IT)   |      |
| 13:01 | <b>Effects of metabolic syndrome on arterial stiffness in different age groups: "The Triple A Multicenter Study".</b>       | 3849 |
|       | - A. Benetos (Vandoeuvre-lès-Nancy, FR)   |      |
| 13:15 | <b>CAVI and cardiovascular risk at different ages.</b>  | 3850 |
|       | - G. Schillaci (Perugia, IT)  |      |
| 13:29 | <b>Arterial stiffness - CAVI in patients with atrial fibrillation.</b>  | 3851 |
|       | - S. Fumagalli (Florence, IT)   |      |
| 13:43 | <b>Conclusion: arterial stiffness and cardiovascular diseases - The experience of CAVI (Cardio-Ankle Vascular Index).</b>   | 3852 |
|       | - R. Asmar (Paris, FR), H.A.J. Struijker-Boudier (Maastricht, NL)   |      |

## 12:45–13:45 | Sofia - Village 2

### SURROUNDING HF: OUR COMPLETE SOLUTION FOR YOUR PATIENT AND YOU

Satellite Symposium

Sponsored by St. Jude Medical

Chairperson(s): F. Gustafsson (Copenhagen, DK); D. O'Donnell (Victoria, AU)

- |       |  |      |
|-------|--|------|
| 12:45 | <b>The role of dynamic pacing in programming CRT.</b>            | 3853 |
|       | - D. O'Donnell (Victoria, AU)                                    |      |
| 13:05 | <b>Pulmonary artery pressure, a game changer?</b>                | 3854 |
|       | - F. Enseleit (Zurich, CH)                                       |      |
| 13:25 | <b>Left ventricular assist devices: how to improve outcomes.</b> | 3855 |
|       | - M. Frigerio (Milan, IT)  |      |

12:45–13:45 | Cairo - Village 3

**WHAT IS NEW IN CARDIAC RHYTHM MANAGEMENT?**

Satellite Symposium

Sponsored by Medtronic

Chairperson(s): F. Leyva-Leon (Birmingham, UK); P. Della Bella (Milan, IT)

12:45	<b>What is new in cardiac rhythm management: introduction.</b>	3856
	– F. Leyva-Leon (Birmingham, UK)	
12:50	<b>Detection of arrhythmogenic causes in patients with unexplained falls.</b>	3857
	– R.A. Kenny (Dublin, IE)	
13:05	<b>Monitoring center for implantable devices: the next step in remote monitoring.</b>	3858
	– N. Jongejan (Zeist, NL)	
13:20	<b>Implantation and clinical results of a transcatheter pacing system.</b>	3859
	– C. Veltmann (Hannover, DE)	
13:35	<b>What is new in cardiac rhythm management: discussion.</b>	3860
	– P. Della Bella (Milan, IT)	

12:45–13:45 | Yerevan - Village 3

**CONTROVERSIES IN CLINICAL MANAGEMENT OF COMPLEX CARDIAC PROBLEMS – HOW DO WE FIND A WAY FORWARD WHEN THE GUIDELINES DON'T HELP: A CASE BASED APPROACH**

Satellite Symposium

Sponsored by Cleveland Clinic

Chairperson(s): D. Johnston (Cleveland, US); O. Wazni (Cleveland, US)

12:45	<b>Case 1 - Advanced multilayer cardiac disease from prior thoracic radiation: you really need the heart team.</b>	3861
	– B. Griffin (Cleveland, US)	
13:00	<b>Case 2 - Cardiac mass presenting with VT: how do we proceed?</b>	3862
	– P. Cremer (Shaker Heights, US)	
13:15	<b>Case 3 - An infected aortic mass with systemic embolization: when do you operate?</b>	3863
	– V. Menon (Cleveland, US)	
13:30	<b>Case 4 - Low flow aortic stenosis: the valve or the muscle?</b>	3864
	– W. Jaber (Cleveland, US)	

12:45–13:45 | Berlin - Village 4

**HOW TO ADDRESS RESIDUAL RISK POST ACS: LDL-C, DYSLIPIDEMIA, AND INFLAMMATION**

EBAC Accredited Educational Programme

Chairperson(s): P. Libby (Boston, US); J.E. Deanfield (London, UK)

Organised by Academic Medical Center Amsterdam, Dept. of Vascular Medicine and Physicians' Academy for Cardiovascular Education. Course Director: Prof John Kastelein

12:45	<b>Introduction - The post ACS patient and residual risk.</b>	3865
	– P. Libby (Boston, US)	
12:55	<b>Inflammation as potential target for therapy to target residual risk post ACS.</b>	3866
	– P.M. Ridker (Boston, US)	
13:10	<b>Beyond statins: the role of ezetimibe in targeting residual risk.</b>	3867
	– C.J. Packard (Glasgow, UK)	
13:25	<b>Novel strategies targeting residual risk: the promise of PCSK9 inhibiting therapies.</b>	3868
	– E. Stroes (Amsterdam, NL)	
13:40	<b>Discussion - How to address residual risk post ACS: LDL-c, dyslipidemia, and inflammation.</b>	3869
	– P. Libby (Boston, US), J.E. Deanfield (London, UK)	



This educational programme is accredited by the European Board for Accreditation in Cardiology (EBAC) for one hour of external CME credits. Each participant should claim only those hours of credit that have actually been spent in the educational activity.

Supported by an unrestricted educational grants from Novartis and Amgen

12:45–13:45 | Minsk - Village 4

**ADVANCING APPROACHES TO DYSLIPIDEMIA MANAGEMENT: OPTIMIZING RISK REDUCTION IN PRIMARY AND SECONDARY PREVENTION POPULATIONS** Satellite Symposium

Sponsored by Pfizer, Inc.

Chairperson(s): C.M. Gibson (Boston, US)

- |       |   |
|-------|---|
| 12:45 | <b>Beyond statins: understanding unmet need across the CV risk continuum.</b> <span style="float: right;">3870</span>   |
|       | – W. Koenig (Munich, DE)  |
| 13:05 | <b>Current challenges in CV risk reduction for high-risk primary and secondary prevention populations.</b> <span style="float: right;">3871</span>  |
|       | – J.W. Jukema (Leiden, NL), C.M. Gibson (Boston, US)  |
| 13:30 | <b>Panel discussion - Advancing approaches to dyslipidemia management: optimizing risk reduction in primary and secondary prevention populations.</b> <span style="float: right;">3872</span> |
|       | – C.M. Gibson (Boston, US)  |

12:45–13:45 | Athens - Village 5

**EXPANDING CURRENT INSIGHTS OF NON-VITAMIN K ANTAGONIST ORAL ANTICOAGULANTS IN ATRIAL FIBRILLATION: CLINICAL IMPLICATIONS** Satellite Symposium

Sponsored by Daiichi Sankyo Europe GmbH

Chairperson(s): J. Weitz (Hamilton, CA); G.Y.H. Lip (Birmingham, UK)

- |       |   |
|-------|---|
| 12:45 | <b>Welcome and introduction - Expanding current insights of non-vitamin K antagonist oral anticoagulants in atrial fibrillation: clinical implications.</b> <span style="float: right;">3873</span> |
|       | – J. Weitz (Hamilton, CA)   |
| 12:50 | <b>Non-vitamin K antagonist oral anticoagulants in cardioversion: the ENSURE-AF study.</b> <span style="float: right;">3874</span>  |
|       | – A. Goette (Paderborn, DE)   |
| 13:05 | <b>Update from ENGAGE AF-TIMI 48: clinical implications.</b> <span style="float: right;">3875</span>  |
|       | – R.P. Giugliano (Boston, US)   |
| 13:20 | <b>Management of atrial fibrillation: the new European Society of Cardiology 2016 Guidelines.</b> <span style="float: right;">3876</span>   |
|       | – H. Heidbuchel (Hasselt, BE)   |
| 13:35 | <b>Panel discussion - Expanding current insights of non-vitamin K antagonist oral anticoagulants in atrial fibrillation: clinical implications.</b> <span style="float: right;">3877</span>         |
|       | – J. Weitz (Hamilton, CA), G.Y.H. Lip (Birmingham, UK), R.P. Giugliano (Boston, US), A. Goette (Paderborn, DE), H. Heidbuchel (Hasselt, BE)   |
| 13:40 | <b>Summary and key messages - Expanding current insights of non-vitamin K antagonist oral anticoagulants in atrial fibrillation: clinical implications.</b> <span style="float: right;">3878</span> |
|       | – G.Y.H. Lip (Birmingham, UK)   |

12:45–13:45 | Copenhagen - Village 5

**THERAPIES AND STRATEGIES – STAY AHEAD IN PULMONARY ARTERIAL HYPERTENSION (VOLUME 2)** Satellite Symposium

Sponsored by Actelion Pharmaceuticals Ltd

Chairperson(s): N. Galie (Bologna, IT); S. Rosenkranz (Cologne, DE)

- |       |  |
|-------|--|
| 12:45 | <b>Introduction - Therapies and strategies – Stay ahead in pulmonary arterial hypertension (Volume 2).</b> <span style="float: right;">3879</span>     |
|       | – S. Rosenkranz (Cologne, DE)  |
| 12:50 | <b>Triple oral combination – Who can benefit.</b> <span style="float: right;">3880</span>  |
|       | – V. McLaughlin (Ann Arbor, US)  |
| 13:10 | <b>Intravenous therapy and transplantation – When to start.</b> <span style="float: right;">3881</span>  |
|       | – M. Humbert (Le Kremlin-Bicêtre, FR)  |
| 13:30 | <b>Panel discussion - Therapies and strategies – Stay ahead in pulmonary arterial hypertension (Volume 2).</b> <span style="float: right;">3882</span> |
|       | – N. Galie (Bologna, IT)   |



**12:45–13:45 | Budapest - Village 6**

**CURRENT CHALLENGES AND FUTURE PERSPECTIVES IN HYPERTENSION**

Satellite Symposium

Sponsored by Novartis Pharma AG

Chairperson(s): B. Williams (London, UK)

- |       |   |      |
|-------|---|------|
| 12:45 | <b>An introduction to current challenges and future perspectives in hypertension.</b>                               | 3883 |
|       | – B. Williams (London, UK)  |      |
| 12:50 | <b>Perspectives on blood pressure assessment and CV risk prediction in 2016.</b>                                    | 3884 |
|       | – G. Parati (Milan, IT)   |      |
| 13:05 | <b>How could emerging clinical evidence impact future blood pressure guidelines?</b>                                | 3885 |
|       | – R. Dusing (Bonn, DE)  |      |
| 13:25 | <b>Real world evidence: enhancing our understanding of blood pressure management.</b>                               | 3886 |
|       | – L.M. Ruilope (Madrid, ES)   |      |
| 13:40 | <b>Expert panel discussion and audience questions - Current challenges and future perspectives in hypertension.</b> | 3887 |
|       | – B. Williams (London, UK)  |      |

**12:45–13:45 | Paris - Village 7**

**NOACS ARE NOT ALL THE SAME: NEW FACTORS TO CONSIDER IN 2016**

Satellite Symposium

Sponsored by Boehringer Ingelheim

Chairperson(s): H. Buller (Amsterdam, NL); J. Halperin (New York, US)

- |       |  |      |
|-------|--|------|
| 12:45 | <b>Setting new standards in anticoagulation care.</b>                      | 3888 |
|       | – H. Buller (Amsterdam, NL)  |      |
| 12:55 | <b>Life happens: plan for the unexpected.</b>                              | 3889 |
|       | – T.C. Villines (Washington, US)   |      |
| 13:15 | <b>Factors influencing OAC choice post STEMI.</b>                          | 3890 |
|       | – L. De Luca (Rome, IT), G. Nickenig (Bonn, DE)                            |      |
| 13:35 | <b>Panel debate: impact of a specific reversal agent on your practice.</b> | 3891 |
|       | – J. Halperin (New York, US), H. Buller (Amsterdam, NL)                    |      |

*Don't miss the complementary Satellite Symposia - Experts on the Spot sessions scheduled on Monday 29 August, 15:45–16:15 in Bernini - The Hub and on Monday 29 August, 15:45–16:15 in Michelangelo - The Hub.*

**12:45–13:45 | Reykjavik - Village 7**

**DEVELOPING REAL-WORLD PATIENT PATHWAYS IN ACUTE PULMONARY EMBOLISM**

Satellite Symposium

Sponsored by Bayer Pharma AG

Chairperson(s): S.V. Konstantinides (Mainz, DE)

- |       |  |      |
|-------|--|------|
| 12:45 | <b>Opening and introduction - Developing real-world patient pathways in acute pulmonary embolism.</b>                              | 3892 |
|       | – S.V. Konstantinides (Mainz, DE)  |      |
| 12:50 | <b>Case 1 - Assessing pulmonary embolism severity and optimizing hospital care (sPESI 1, intermediate-low, 48 hour admission).</b> | 3893 |
|       | – J. Eikelboom (Hamilton, CA)  |      |
| 13:05 | <b>Case 2 - Managing challenging patients with venothromboembolism (sPESI 2, intermediate-high risk, elderly).</b>                 | 3894 |
|       | – D. Jimenez (Madrid, ES)  |      |
| 13:20 | <b>Case 3 - How long is long enough? (sPESI 2, extensive clot, unprovoked event, young, male).</b>                                 | 3895 |
|       | – R. Hughes (Sheffield, UK)  |      |
| 13:35 | <b>Q&amp;A and closing remarks - Developing real-world patient pathways in acute pulmonary embolism.</b>                           | 3896 |
|       | – S.V. Konstantinides (Mainz, DE)  |      |

*Don't miss the complementary Satellite Symposium - Experts on the Spot session scheduled on Monday 29 August, 15:45–16:15 in Raphael - The Hub.*

## 12:45–13:45 | Brussels - Village 8

### TREATING ANGINA AT THE HEART OF CARDIAC CELLS

EBAC Accredited Educational Programme

Chairperson(s): R. Ferrari (Ferrara, IT); P. Widimsky (Prague, CZ)

Organised by University of Pisa. Course Director: Prof Mario Marzilli

12:45	<b>Introduction - Treating angina at the heart of cardiac cells.</b>	<b>3897</b>
	– P. Widimsky (Prague, CZ)	
12:50	<b>Natural history of ischemic heart disease in 2016: a long list of unmet needs.</b>	<b>3898</b>
	– F. Crea (Rome, IT)	
13:00	<b>Treating angina directly at the cellular level.</b>	<b>3899</b>
	– M. Marzilli (Pisa, IT)	
13:10	<b>Panel discussion: the need for angina treatment in the percutaneous coronary intervention (PCI) era.</b>	<b>3900</b>
	– R. Ferrari (Ferrara, IT)	
13:17	<b>Panel discussion: the need for angina treatment in the percutaneous coronary intervention (PCI) era.</b>	<b>3901</b>
	– Y. Chen (Beijing, CN)	
13:24	<b>Panel discussion: the need for angina treatment in the percutaneous coronary intervention (PCI) era.</b>	<b>3902</b>
	– Y.M. Lopatin (Volgograd, RU)	
13:31	<b>Panel discussion: the need for angina treatment in the percutaneous coronary intervention (PCI) era.</b>	<b>3903</b>
	– L.H. Gowdak (Sao Paulo, BR)	
13:38	<b>Conclusion - Treating angina at the heart of cardiac cells.</b>	<b>3904</b>
	– R. Ferrari (Ferrara, IT)	



This educational programme is accredited by the European Board for Accreditation in Cardiology (EBAC) for one hour of external CME credits. Each participant should claim only those hours of credit that have actually been spent in the educational activity.

*Supported by an unrestricted educational grant from SERVIER*

## 12:45–13:45 | Tallinn - Village 8

### PERSONALIZED TREATMENT STRATEGIES FOR STROKE PREVENTION IN ATRIAL FIBRILLATION – A PERSPECTIVE 5 YEARS AFTER ARISTOTLE

Satellite Symposium

Sponsored by Bristol-Myers Squibb and Pfizer Alliance

Chairperson(s): P. Kirchhof (Birmingham, UK); J. Alexander (Durham, US)

12:45	<b>Introduction: Need for updated treatment strategies in atrial fibrillation.</b>	<b>3905</b>
	– P. Kirchhof (Birmingham, UK)	
12:50	<b>Optimizing stroke prevention: Lessons from ARISTOTLE and other trials.</b>	<b>3906</b>
	– C.B. Granger (Durham, US)	
13:05	<b>Strategies for oral anticoagulation with renal dysfunction.</b>	<b>3907</b>
	– S.H. Hohnloser (Frankfurt, DE)	
13:20	<b>Tools for risk assessment and decision support in atrial fibrillation: present and future.</b>	<b>3908</b>
	– L.C. Wallentin (Uppsala, SE)	
13:35	<b>Personalized treatment strategies for stroke prevention in atrial fibrillation: questions and answers.</b>	<b>3909</b>
	– J. Alexander (Durham, US)	

*Don't miss the complementary Satellite Symposium - Experts on the Spot session scheduled on Tuesday 30 August, 15:45–16:15 in Bernini - The Hub.*

12:45–13:45 | Prague - Village 9

**PRACTICAL DIMENSIONS OF NOVEL ANTICOAGULANT-BASED PREVENTION OF STROKE IN ATRIAL FIBRILLATION AND MANAGEMENT OF ACUTE VENOUS THROMBOEMBOLISM** Satellite Symposium

Sponsored by Bayer Pharma AG

Chairperson(s): S.Z. Goldhaber (Boston, US)

- |       |   |      |
|-------|---|------|
| 12:45 | <b>Introduction and welcome: evidence and guideline-based validation for factor Xa-based management of thrombosis-related disorders in cardiovascular medicine.</b>   | 3910 |
|       | – S.Z. Goldhaber (Boston, US)   |      |
| 12:55 | <b>Practical dimensions and optimal deployment of oral factor Xa inhibitors in patients with non-valvular atrial fibrillation: the role of key clinical factors.</b>  | 3911 |
|       | – J.L. Cox (Halifax, CA)  |      |
| 13:05 | <b>Interactive case-based simulation focused on stroke prevention in atrial fibrillation: practical, real world management decisions using oral factor Xa inhibitors in patients with non-valvular atrial fibrillation.</b> | 3912 |
|       | – R. De Caterina (Chieti, IT)   |      |
| 13:20 | <b>Practical issues for use of oral factor Xa inhibition in patients with acute pulmonary embolism and deep vein thrombosis.</b>  | 3913 |
|       | – A. Kakkar (London, UK)  |      |
| 13:35 | <b>Summary and take home messages: the foundation role of oral factor Xa inhibition for stroke prevention in atrial fibrillation and acute and extended management of venous thromboembolism.</b>                           | 3914 |
|       | – S.Z. Goldhaber (Boston, US)   |      |

12:45–13:45 | Vienne - Village 9

**INNOVATION IN ARRHYTHMIA MANAGEMENT ENABLING DURABLE THERAPEUTIC BENEFITS** Satellite Symposium

Sponsored by Boston Scientific

Chairperson(s): G.L. Botto (Como, IT); F. Arribas (Madrid, ES)

- |       |   |      |
|-------|---|------|
| 12:45 | <b>Prolonged device longevity for prolonged patient life expectancy.</b>                      | 3915 |
|       | – E. Lau (Belfast, UK)  |      |
| 13:05 | <b>ESC Guidelines and patient selection for the subcutaneous implantable defibrillator.</b>   | 3916 |
|       | – S. Boveda (Toulouse, FR)  |      |
| 13:25 | <b>Opportunities by introducing high resolution mapping and ablation into daily practice.</b> | 3917 |
|       | – H. Estner (Munich, DE)  |      |

13:00–13:45 | Baku - Village 1

**ADVANCING THE STANDARD OF CARE FOR SCD PREVENTION: SCREENING AND PROTECTING PATIENTS WITH THE WCD** Satellite Symposium

Sponsored by ZOLL

Chairperson(s): D. Scherr (Graz, AT); M.G. Bongioni (Pisa, IT)

- |       |  |      |
|-------|--|------|
| 13:00 | <b>Introduction - Advancing the standard of care for SCD prevention: screening and protecting patients with the WCD.</b> | 3918 |
|       | – M.G. Bongioni (Pisa, IT)   |      |
| 13:03 | <b>WCD: late breaking news and the guidelines.</b>   | 3919 |
|       | – C. Leclercq (Rennes, FR)   |      |
| 13:16 | <b>Screening protocols: a systematic way to optimize patient selection.</b>  | 3920 |
|       | – M.R. Roser (Berlin, DE)  |      |
| 13:29 | <b>WCD in the real world: case examples.</b>   | 3921 |
|       | – L.S. Maier (Regensburg, DE)  |      |
| 13:42 | <b>Summary - Advancing the standard of care for SCD prevention: screening and protecting patients with the WCD.</b>      | 3922 |
|       | – D. Scherr (Graz, AT)   |      |

13:00–13:45 | Tbilisi - Village 6

**VASODILATING BETABLOCKERS FOR OUR PATIENTS. WHY TO PREFER THEM?** Satellite Symposium

Sponsored by MENARINI INTERNATIONAL OPERATIONS LUXEMBOURG S.A.

Chairperson(s): A. Zanchetti (Milan, IT)

- |       |  |      |
|-------|--|------|
| 13:00 | <b>From the selectivity to the clinical and pharmacoeconomic outcomes.</b> | 3923 |
|       | – F.H. Messerli (New York, US)   |      |
| 13:20 | <b>Betablockers in fixed dose combinations: what's new?</b>                | 3924 |
|       | – G. Mancia (Milan, IT)  |      |

■ 13:00–13:45 | Zagreb - Village 9

**THE ROLE OF ECG AND CT IN THE RULE-OUT OF SUSPECTED ACS**  
**Sponsored by GE Healthcare**

Satellite Symposium

Chairperson(s): J. Wehmeyer (Freiburg, DE)

- |       |   |      |
|-------|---|------|
| 13:00 | <b>Patient management in the Emergency Department (ED) - The role of the ECG.</b><br>– N. Cosentino (Milan, IT) | 3925 |
| 13:22 | <b>Use of Cardiac Computed Tomography Angiography (CCTA) in ED.</b><br>– D. Andreini (Milan, IT)                | 3926 |



14:00–15:30 | Rome - Main Auditorium

**THE NEW DYSLIPIDAEMIAS GUIDELINES**

Main Session

Developed by the ESC and the European Atherosclerosis Society

Chairperson(s): I.M. Graham (Dublin, IE); A. Catapano (Milan, IT)

14:00	<b>LDL lowering: the evidence.</b> – O. Wiklund (Gothenburg, SE)	3927
14:22	<b>The new lipid Guidelines.</b> – G. De Backer (Ghent, BE)	3928
14:45	<b>Other lipoproteins do they matter?</b> – I.M. Graham (Dublin, IE)	3929
15:07	<b>Future challenges.</b> – A. Catapano (Milan, IT)	3930

14:00–15:30 | Forum - The Hub

**CLINICAL TRIAL UPDATE CORONARY ARTERY DISEASE**

Clinical Trial Update

Chairperson(s): S. Achenbach (Erlangen, DE); K.A. Williams (Chicago, US)

14:00	<b>5-year outcomes after implantation of biodegradable polymer-coated biolimus-eluting stents versus durable polymer-coated sirolimus-eluting stents in unselected patients.</b> – E. Hoj Christiansen (Aarhus, DK)	3931
14:15	<b>A life-time perspective on the effects of an early invasive compared with a non-invasive treatment strategy in patients with non-ST-elevation acute coronary syndrome - the FRISC II 15 years follow-up.</b> – L.C. Wallentin (Uppsala, SE)	3932
14:30	<b>10-year follow-up of clinical outcomes in a randomized trial comparing routine invasive versus selective invasive management in patients with non ST-segment elevation acute coronary syndrome.</b> – R.J. De Winter (Amsterdam, NL)	3933
14:45	<b>Comparative Efficacy of Coronary Artery Bypass Surgery Versus Percutaneous Coronary Intervention in Diabetic Patients with Multivessel Coronary Artery Disease With or Without Renal Dysfunction.</b> – U. Baber (New York, US)	3934
15:00	<b>The effect of CABG by age in patients with heart failure: 10 year follow data from the STICHES study.</b> – E.J.V. Velazquez (Durham, US)	3935
15:15	<b>ABSORB Japan: 2-year clinical results from a randomized trial evaluating the Absorb Bioresorbable Vascular Scaffold vs. metallic drug-eluting stent in de novo native coronary artery lesions.</b> – T. Kimura (Kyoto, JP)	3936

14:00–15:30 | Galileo - The Hub

**THROMBOEMBOLIC PREVENTION AFTER TAVI: ANTIPLATELETS OR ANTICOAGULANTS?**

Gladiators Arena

Chairperson(s): S. Windecker (Bern, CH); A.K. Banerjee (Howrah, IN)

14:00	<b>Thromboembolic prevention after TAVI: antiplatelets or anticoagulants? Positioning of the topic.</b> – R. Mehran (New York, US)	3937
14:15	<b>All we need are antiplatelet agents - PRO.</b> – A. Colombo (Milan, IT)	3938
14:45	<b>All we need are antiplatelet agents - CON.</b> – L. Sondergaard (Copenhagen, DK)	3939
15:15	<b>Thromboembolic prevention after TAVI: antiplatelets or anticoagulants? - Conclusion.</b> – S. Windecker (Bern, CH)	3940

14:00–15:30 | Raphael - The Hub

**INFLAMMATION AND LIPIDS – A DREADFUL DUET**

Rapid Fire Abstract

- Chairperson(s): G. Pasterkamp (Utrecht, NL); S. Steffens (Munich, DE)
- 14:00 **Neopterin Reacts Against Vascular Inflammation and Atherosclerosis.** 3941  
– R. Shirai, K. Sato, T. Matsuyama, S. Koba, R. Watanabe, K. Watanabe, T. Hirano, T. Watanabe (Tokyo and Osaka, JP)
- 14:09 **Atherosclerotic conditions promote the packaging of microRNA-92 into endothelial microparticles.** 3942  
– F. Jansen, L. Yangyang, G. Nickenig, N. Werner (Bonn, DE)
- 14:18 **Peri-strut red blood cell release: the cause of in-stent neoatherothrombosis?** 3943  
– Z. Terzian, T.C. Gasser, F. Blackwell, F. Hyafil, L. Louedec, W. Ghodbane, R. Dorent, A. Nicoletti, M. Morvan, M. Nejari, L. Feldman, G. Pavon-Djavid, J.B. Michel (Paris, FR; Stockholm, SE)
- 14:27 **Inhibition of Coagulation factor Xa increases plaque stability and attenuates the onset and progression of atherosclerotic plaque in apolipoprotein e-deficient mice.** 3944  
– J.J. Posthuma, J.J.N. Posma, R. Van Oerle, H.M.H. Ten Cate, H.M.H. Spronk (Maastricht, NL)
- 14:36 **Disruption of gut microbiota alters intestinal lipid metabolism and worsens atherosclerosis.** 3945  
– B. Kappel, R. Stohr, L. De Angelis, R. Menghini, N. Marx, M. Federici (Rome, IT; Aachen, DE)
- 14:45 **Comprehensive metabolic profiling of statin therapy: longitudinal evidence and Mendelian randomization.** 3946  
– P. Wurtz, Q. Wang, P. Soininen, A.J. Kangas, A. Hingorani, T. Lehtimäki, J.P. Casas, V. Salomaa, M.R. Jarvelin, G. Davey Smith, D.A. Lawlor, O.T. Raitakari, N. Chaturvedi, J. Kettunen, M. Ala-Korpela (Oulu, Tampere, Helsinki and Turku, FI; London and Bristol, UK)
- 14:54 **Expression of sterol regulatory element-binding proteins by epicardial adipose tissue in patients with coronary artery disease and type-2 diabetes mellitus.** 3947  
– M. Jimenez-Navarro, I. Moreno-Santos, L.M. Perez-Belmonte, F. Cabrera, G. Sanchez-Espin, D. Castellano, M. Such, M. Crespo-Leiro, F. Carrasco-Chinchilla, L. Alonso-Pulpon, J.J. Gomez-Doblas, E. De Teresa-Galvan (Málaga, A Coruña and Madrid, ES)
- 15:03 **Roux-en-Y gastric bypass improves HDL-mediated cholesterol efflux: the functional relevance of changes in HDL subclasses profile and phospholipid composition.** 3948  
– E. Osto, P. Doytcheva, J. Deuel, D. Schaer, T. Lutz, T. Luscher (Zurich, CH)
- 15:12 **High-density lipoprotein bound surfactant protein B is associated with outcome in patients with heart failure and preserved ejection fraction.** 3949  
– C. Kopecky, C. Zotter-Tufaro, M. Antlanger, J. Mascherbauer, M.D. Saemann, D. Bonderman (Vienna, AT)
- 15:21 **In vitro transfer of lipids to high density lipoprotein (HDL) and carotid artery intima-media thickness in individuals with marked hyperalphalipoproteinemia.** 3950  
– A.G. Laurinavicius, M. Passarelli, E. Nakandakare, V. Hong, L. Bortolotto, M.S. Bittencourt, R.O.D. Conceicao, R.D. Santos, R. Maranhao (São Paulo, BR)

14:00–15:30 | Da Vinci - The Hub

**EUROPEAN CARDIOVASCULAR RESEARCH AND INNOVATION – EU FUNDING AND NETWORKING OPPORTUNITIES**

Special Session

Organised by EU

- Chairperson(s): G. Owsianik (Brussels, BE); F. Van de Werf (Leuven, BE)
- 14:00 **Cardiovascular research at EU level: from FP7 to H2020. Perspectives & funding opportunities.** 3951  
– G. Owsianik (Brussels, BE)
- 14:15 **The role of the scientific panel for health in fostering knowledge sharing and effective collaboration in Europe.** 3952  
– K.R. Sipido (Leuven, BE)
- 14:30 **The European Network for Translational Research in Atrial Fibrillation (EUTRAF). Insight in EU projects implementation.** 3953  
– A.J. Camm (London, UK)
- 14:45 **Characterising Atrial fibrillation by Translating its Causes into Health Modifiers in the Elderly (CATCH ME). How to apply for funding & succeed.** 3954  
– P. Kirchhof (Birmingham, UK)
- 15:00 **European cardiovascular research and innovation – EU funding and networking opportunities - Discussion.** 3955



Symposium

**14:00–15:30 | Bernini - The Hub**

**CARDIOVASCULAR THERAPEUTICS IN 2020 – WHAT’S ON THE HORIZON?**

Chairperson(s): S. Sossalla (Kiel, DE); M. Rubini Gimenez (Basel, CH)

- |       |   |      |
|-------|---|------|
| 14:00 | <b>Treatments in lipid disorders – Lessons from recent clinical trials.</b> | 3956 |
|       | – C. Antoniadis (Oxford, UK)  |      |
| 14:22 | <b>Treatments in lipid disorders – Lessons from the lab.</b>                | 3957 |
|       | – K. Schaefer (Mainz, DE)   |      |
| 14:45 | <b>Treatments in heart failure – Lessons from recent clinical trials.</b>   | 3958 |
|       | – M. Jessup (Philadelphia, US)  |      |
| 15:07 | <b>Treatments in heart failure – Lessons from the lab.</b>                  | 3959 |
|       | – C. Maack (Homburg, DE)  |      |

**14:00–15:30 | Michelangelo - The Hub**

**RESUSCITATION IN MY ICU SHIFT – HOW TO KEEP CALM WHEN IT COMES TO THE WORST?**

Chairperson(s): J. Poess (Lübeck, DE); M. Lettino (Milan, IT)

- |       |  |      |
|-------|--|------|
| 14:00 | <b>Do’s and don’ts of therapeutic hypothermia.</b>   | 3960 |
|       | – G.K. Olivecrona (Lund, SE)   |      |
| 14:22 | <b>Cardiac arrest - Always call the interventionalist?</b>                                       | 3961 |
|       | – F. Romeo (Rome, IT)  |      |
| 14:45 | <b>Role of ECMO in cardiac arrest - When do we need artificial circulation?</b>                  | 3962 |
|       | – C. Hassager (Copenhagen, DK)   |      |
| 15:07 | <b>The light at the end of the tunnel - What to know about the new resuscitation guidelines?</b> | 3963 |
|       | – R. Leto (Hasselt, BE)  |      |

**14:00–15:30 | Baku - Village 1**

**CARDIAC FIBROSIS QUO VADIS?**

Organised by Council on Basic Cardiovascular Science (CBCS)

Chairperson(s): J.L. Balligand (Brussels, BE); S. Hatem (Paris, FR)

- |       |  |      |
|-------|--|------|
| 14:00 | <b>Pathophysiology and the clinical consequences of myocardial fibrosis.</b>           | 3964 |
|       | – R.A. De Boer (Groningen, NL)   |      |
| 14:22 | <b>MicroRNAs and fibrosis, pathophysiological role and possible therapy.</b>           | 3965 |
|       | – T. Thum (Hannover, DE)   |      |
| 14:45 | <b>Evaluation of myocardial fibrosis. Are imaging techniques ready for prime time?</b> | 3966 |
|       | – T.H. Marwick (Melbourne, AU)   |      |
| 15:07 | <b>Pharmacological therapies for myocardial fibrosis.</b>                              | 3967 |
|       | – F. Jaisser (Paris, FR)   |      |

**14:00–15:30 | Nicosia - Village 1**

**BASIC AND TRANSLATIONAL SCIENCE HOT LINE I**

**Basic and Translational Science Hot Line**

Chairperson(s): A. Koller (Budapest, HU); T. Padro (Barcelona, ES)

- |       |  |      |
|-------|--|------|
| 14:00 | <b>Functional arterial graft fabricated from pressurized cell-layers.</b>  | 3968 |
|       | – Y. Ishikawa (Yokohama, JP)   |      |
| 14:15 | <b>The predominant role of smooth muscle cells in atherosclerotic foam cell formation in human and mouse arteries.</b> | 3969 |
|       | – S. Allahverdian (Vancouver, CA)  |      |
| 14:30 | <b>microRNAs as biomarkers for atherosclerotic plaque instability.</b>   | 3970 |
|       | – M.W.J. De Ronde (Amsterdam, NL)  |      |
| 14:45 | <b>A new humanized mouse model for auto-immune cardiomyopathy and its use to devise immunomodulation therapy.</b>      | 3971 |
|       | – A.C. Newby (Bristol, UK)   |      |
| 15:00 | <b>Extracellular Regulated Protein Kinase5 regulates platelet activation.</b>  | 3972 |
|       | – W. Gao (Shanghai, CN)  |      |
| 15:15 | <b>Targeting HNF1-alpha &amp; PCSK9 in menopause with HSP27 replacement Rx.</b>  | 3973 |
|       | – E.R. O'Brien (Calgary, CA)   |      |



14:00–15:30 | Helsinki - Village 2

OPEN ISSUES IN VALVULAR HEART DISEASE

Meet the Experts

- Chairperson(s): S. Berti (Massa, IT); J.L. Pomar Moya-Prats (Esplugues de Llobregat, ES)
- 14:00 **Open issues in valvular heart disease - Introduction to the session.** 3974  
– J.L. Pomar Moya-Prats (Esplugues de Llobregat, ES)
  - 14:05 **Late tricuspid regurgitation after left sided valve surgery - Clinical case.** 3975  
– M. De Bonis (Milan, IT)
  - 14:15 **Late tricuspid regurgitation after left sided valve surgery - Panel discussion and questions from the audience.** 3976  
– V. Falk (Berlin, DE), O. Oto (Izmir, TR), N. Piazza (Dollard-des-Ormaux, CA)
  - 14:30 **Secondary mitral regurgitation in very low ejection fraction: surgery, clipping or what else? - Clinical case.** 3977  
– C. Bouleti (Paris, FR)
  - 14:40 **Secondary mitral regurgitation in very low ejection fraction: surgery, clipping or what else? - Panel discussion and questions from the audience.** 3978  
– V. Falk (Berlin, DE), O. Oto (Izmir, TR), N. Piazza (Dollard-des-Ormaux, CA)
  - 14:55 **A TAVI candidate with atrial fibrillation and high bleeding risk - Clinical case.** 3979  
– M. Valgimigli (Bern, CH)
  - 15:05 **A TAVI candidate with atrial fibrillation and high bleeding risk - Panel discussion and questions from the audience.** 3980  
– V. Falk (Berlin, DE), O. Oto (Izmir, TR), N. Piazza (Dollard-des-Ormaux, CA)
  - 15:20 **Open issues in valvular heart disease - Take home message.** 3981  
– S. Berti (Massa, IT)

14:00–15:30 | Sarajevo - Village 2

TREATMENT OF THE THORACOABDOMINAL AORTA: KNIFE OR WIRE?

Symposium

- Chairperson(s): M. Brodmann (Graz, AT); L. Davidovic (Belgrade, RS)
- 14:00 **Who will develop aneurysm after acute aortic dissection?** 3982  
– E. Bossone (Lauro, IT)
  - 14:22 **When and how to treat type B aortic dissection.** 3983  
– M. Czerny (Freiburg, DE)
  - 14:45 **Thoracoabdominal aortic surgery: a ticket to freedom from future events?** 3984  
– A. Nobre (Lisbon, PT)
  - 15:07 **Endovascular thoracoabdominal aortic repair: a ticket to another disease?** 3985  
– To be announced

14:00–15:30 | Sofia - Village 2

ANTICOAGULANT STRATEGIES IN CARDIO EMBOLIC DISEASE

Advances in Science

- Chairperson(s): E.A. Jankowska (Wroclaw, PL); J.A. Goudevenos (Ioannina, GR)
- 14:00 **State of the Art in unresolved issues in chronic anticoagulation.** 3986  
– G.Y.H. Lip (Birmingham, UK)
  - 14:18 **Stroke and bleeding with NOAC and warfarin in patients with non-valvular atrial fibrillation in the Stockholm healthcare system.** 3987  
– T. Forslund, B. Wettermark, P. Hjemdahl (Stockholm, SE)
  - 14:36 **Predictors of thromboembolic events in left ventricular assist devices.** 3988  
– E. Deniz, J.S. Hanke, S.V. Rojas, C. Egger, A. Urribari, N. Reiss, M. Avsar, G. Warnecke, S. Cebotari, M. Shrestha, A. Haverich, J.D. Schmitto (Hannover and Bad Rothenfelde, DE; Salamanca, ES)
  - 14:54 **Risk of thromboembolic events without oral anticoagulation in consecutive patients at 90 days after surgical aortic valve replacement with a bioprosthesis.** 3989  
– T. Bourguignon, F. Espitalier, C. Pantaleon, L. Fauchier, M.-A. May, A. Sirinelli, E. Vermes, S. Axelroud, M. Marchand, M. Aupart (Tours, FR)
  - 15:12 **Future direction for research in embolic stroke of unknown origin.** 3990  
– H.C. Diener (Essen, DE)

14:00–15:30 | Cairo - Village 3

HYPERTENSION IN WOMEN: HIDDEN CLUES AND TRAPS

Symposium

- Chairperson(s): C. Borghi (Bologna, IT); R. Cifkova (Prague, CZ)
- 14:00 **Undertreatment of hypertension in women.** 3991  
– V. Regitz-Zagrosek (Berlin, DE)
  - 14:22 **Gynecardiology: female-specific risk factors for hypertension.** 3992  
– A.H.E.M. Maas (Nijmegen, NL)
  - 14:45 **Gender differences in cardiac and vascular structure and function in hypertension.** 3993  
– E. Gerds (Bergen, NO)
  - 15:07 **Drug treatment in hypertensive women.** 3994  
– T. Kahan (Stockholm, SE)



14:00–15:30 | Yerevan - Village 3

DEVICE-BASED TREATMENTS FOR HYPERTENSION

Advances in Science

Chairperson(s): H. Ogawa (Osaka, JP); M. Volpe (Rome, IT)

- 14:00 **State of the Art in device-based therapies for hypertension.** 3995  
– C. Tsioufis (Athens, GR)
- 14:18 **Controlling and lowering blood pressure with the MobiusHD device: first-in-man interim results (CALM-FIM study).** 3996  
– W. Spiering, J. Van Der Heyden, A.A. Kroon, A.H. Van Den Meiracker, C. Devireddy, M.T. Foster, M.G.H. Ghali, F.O. Mendelsohn, H. Reuter, M.C. Bates (Utrecht, Nieuwegein, Maastricht and Rotterdam, NL; Atlanta, Knoxville, Des Moines, Birmingham and Charleston, US; Köln, DE)
- 14:36 **Effect of renal denervation on blood pressure levels and clinical course of obstructive sleep apnea in patients with resistant hypertension - 3 months outcomes of randomized trial.** 3997  
– E. Warchol-Celinska, A. Prejbisz, J. Kadziela, P. Sliwinski, R. Plywaczewski, E. Florczak, M. Kabat, H. Janaszek-Sitkowska, I. Michalowska, M. Januszewicz, K. Narkiewicz, P.A. Sobotka, V. Sommers, A. Januszewicz, A. Witkowski (Warsaw and Gdansk, PL; Columbus and Rochester, US)
- 14:54 **Effects of percutaneous transluminal renal angioplasty on office and home blood pressure and home blood pressure variability in hypertensive patients with renal artery stenosis.** 3998  
– Y. Iwashima, T. Fukuda, H. Kusunoki, S. Haysashi, M. Kishida, F. Yoshihara, S. Nakamura, K. Kamide, T. Horio, Y. Kawano (Osaka, Okayama and Fukuoka, JP)
- 15:12 **Future direction for research in device-based therapies for hypertension.** 3999  
– F. Mahfoud (Homburg, DE)

14:00–15:30 | Berlin - Village 4

TREATMENT OF VENTRICULAR ARRHYTHMIAS

Case-based Symposium

Chairperson(s): J. Kautzner (Prague, CZ); M. Glikson (Ramat Gan, IL)

- 14:00 **Symptomatic patient with outflow tract PVCs - Clinical case.** 4000  
– M. Kuhne (Basel, CH)
- 14:20 **Symptomatic patient with outflow tract PVCs - Panel discussion and questions from the audience.** 4001  
– C.W. Israel (Bielefeld, DE), A. de Paola (São Paulo, BR), C. de Chillou (Vandoeuvre-lès-Nancy, FR)
- 14:35 **Patient with hemodynamically stable VT post myocardial infarct - Clinical case.** 4002  
– P. Della Bella (Milan, IT)
- 14:55 **Patient with hemodynamically stable VT post myocardial infarct - Panel discussion and questions from the audience.** 4003  
– C.W. Israel (Bielefeld, DE), A. de Paola (São Paulo, BR), C. de Chillou (Vandoeuvre-lès-Nancy, FR)
- 15:10 **Modern treatment of ventricular arrhythmias - State of the Art.** 4004  
– K. Zeppenfeld (Leiden, NL)

14:00–15:30 | Minsk - Village 4

MAXIMIZING RESPONSE TO CRT

Symposium

Chairperson(s): S. Niederer (London, UK); M. Lunati (Milan, IT)

- 15:07 **Remote monitoring and patient management.** 4005  
– N. Varma (Cleveland, US)
- 14:00 **Role of the ECG.** 4006  
– C. Leclercq (Rennes, FR)
- 14:22 **Demographics and comorbidities.** 4007  
– C. Linde (Stockholm, SE)
- 14:45 **Role of device technologies and algorithms.** 4008  
– J. Singh (Boston, US)

14:00–15:30 | Athens - Village 5

ACUTE MYOCARDIAL INFARCTION WITH NO OBSTRUCTIVE CORONARY ATHEROSCLEROSIS

Symposium

Chairperson(s): C.W. Hamm (Bad Nauheim, DE); J.L. Lopez-Sendon (Madrid, ES)

- 14:00 **New insight in the pathogenesis.** 4009  
– H. Shimokawa (Sendai, JP)
- 14:22 **Diagnostic work-up.** 4010  
– G. Niccoli (Rome, IT)
- 14:45 **Short and long term outcome.** 4011  
– E. Prescott (Copenhagen, DK)
- 15:07 **Treatment.** 4012  
– J.C. Kaski (London, UK)

14:00–15:30 | Copenhagen - Village 5

**ACUTE CORONARY SYNDROMES IN THE VERY ELDERLY**

Symposium

Chairperson(s): H. Bueno (Madrid, ES); G. Cayla (Nimes, FR)

- |       |  |      |
|-------|--|------|
| 14:00 | <b>Does age matters?</b><br>– F. Andreotti (Rome, IT)                                      | 4013 |
| 14:22 | <b>Critical care after cardiac arrest.</b><br>– S. Price (London, UK)                      | 4014 |
| 14:45 | <b>The very elderly in the cath lab.</b><br>– K. Huber (Vienna, AT)                        | 4015 |
| 15:07 | <b>General rules to minimise the risk of bleeding.</b><br>– J.M. Ten Berg (Nieuwegein, NL) | 4016 |

14:00–15:30 | Budapest - Village 6

**DIASTOLOGY: FROM CELLULAR SIGNALLING TO ADVANCED IMAGING TECHNIQUES**

Symposium

Chairperson(s): W.J. Paulus (Amsterdam, NL); T.C. Gillebert (Boechout, BE)

- |       |  |      |
|-------|--|------|
| 14:00 | <b>Role of calcium signalling in diastolic dysfunction.</b><br>– R.J. Hajjar (New York, US)                            | 4017 |
| 14:22 | <b>Pre-clinical models of diastolic dysfunction.</b><br>– A.G. Fraser (Cardiff, UK)                                    | 4018 |
| 14:45 | <b>How to assess diastolic function parameters: the physiologist's perspective.</b><br>– T.C. Gillebert (Boechout, BE) | 4019 |
| 15:07 | <b>How to assess diastolic function parameters: the cardiologist's perspective.</b><br>– J.-W. Ha (Seoul, KR)          | 4020 |

14:00–15:30 | Tbilisi - Village 6

Focus on China



**NON-INVASIVE IMAGING TESTING OF ISCHAEMIC HEART DISEASE**

Symposium

Joint with China Heart Foundation / Great Wall International Congress of Cardiology

Chairperson(s): K. Nieman (Rotterdam, NL); F. Quan (Beijing, CN)

- |       |  |      |
|-------|--|------|
| 14:00 | <b>Stress echocardiography to detect ischaemia is a must.</b><br>– E. Picano (Pisa, IT)              | 4021 |
| 14:22 | <b>Coronary CT angiography for detecting CAD.</b><br>– S. Zhao (Beijing, CN)                         | 4022 |
| 14:45 | <b>Stress CT perfusion versus FFR CT.</b><br>– R. Marano (Rome, IT)                                  | 4023 |
| 15:07 | <b>MR imagination for detecting underlying cause of heart failure.</b><br>– J.-Z. Dong (Beijing, CN) | 4024 |

14:00–15:30 | Paris - Village 7

**FUTURE DIRECTION FOR RESEARCH IN EXERCISE IN HEART FAILURE: DO WE KNOW IT ALL?**

Advances in Science

Chairperson(s): M.C. De Pablo Zarzosa (Madrid, ES); P. Doherty (York, UK)

- |       |  |      |
|-------|--|------|
| 14:00 | <b>State of the Art in exercise training in heart failure.</b><br>– J.-P. Schmid (Bern, CH)  | 4025 |
| 14:18 | <b>Five year follow-up results of 12 months of graded exercise therapy and intensive supervision in patients with chronic heart failure (moving forward project).</b><br>– J.A. Snoek, A.W.J. Van 'T Hof, E. Kolkman, E.P. De Kluiver (Zwolle, NL)                           | 4026 |
| 14:36 | <b>Regular physical exercise enhances endothelial function in patients with heart failure with preserved ejection fraction.</b><br>– M. Deljanin Ilic, S. Ilic, G. Kocic, D. Simonovic, R. Pavlovic, D. Petrovic, B. Ilic, S. Stojanovic (Niska Banja and Niš, RS)           | 4027 |
| 14:54 | <b>High intensity interval training improves clinical response after cardiac resynchronization therapy.</b><br>– G. Portugal, A. Abreu, I. Rodrigues, L. Morais, M. Mota Carmo, H. Santa Clara, P. Silva Cunha, M. Oliveira, P. Rio, S. Silva, R. Cruz Ferreira (Lisbon, PT) | 4028 |
| 15:12 | <b>Future direction for research in exercise training: from physiology to practice.</b><br>– U. Wisloff (Trondheim, NO)  | 4029 |

14:00–15:30 | Reykjavik - Village 7



NOVEL IMAGING MARKERS IN THE EVALUATION OF ATHLETES

Case-based Symposium

Chairperson(s): D. Corrado (Padua, IT); H.K. Rasmussen (Copenhagen, DK)

- 14:00 **An athlete with dilated right ventricle and arrhythmias - Athlete's heart or arrhythmogenic right ventricular cardiomyopathy? - Clinical case.** 4030  
– A. La Gerche (Melbourne, AU)
- 14:20 **An athlete with dilated right ventricle and arrhythmias - Athlete's heart or arrhythmogenic right ventricular cardiomyopathy? - Panel discussion and questions from the audience.** 4031  
– F. Carre (Rennes, FR), C. Schmied (Zurich, CH), M. Papadakis (London, UK), A. Baggish (Boston, US)
- 14:35 **An athlete with dilated left ventricle - Athlete's heart or dilated cardiomyopathy? - Clinical case.** 4032  
– D. Vinereanu (Bucharest, RO)
- 14:55 **An athlete with dilated left ventricle - Athlete's heart or dilated cardiomyopathy? - Panel discussion and questions from the audience.** 4033  
– F. Carre (Rennes, FR), C. Schmied (Zurich, CH), A. Baggish (Boston, US), M. Papadakis (London, UK)
- 15:10 **The athlete's heart: impact of age, sex, and ethnicity - State of the Art.** 4034  
– S. Sharma (London, UK)

14:00–15:30 | Brussels - Village 8

DRUG THERAPY IN HEART FAILURE

Advances in Science

Chairperson(s): K. Dickstein (Stavanger, NO); P. Seferovic (Belgrade, RS)

- 14:00 **State of the Art in drug therapy in chronic heart failure.** 4035  
– D.J. van Veldhuisen (Groningen, NL)
- 14:18 **Mortality and morbidity in heart failure patients exposed to Digoxin: comprehensive data according to ejection fraction and atrial fibrillation in 41881 patients from the Swedish Heart Failure Registr.** 4036  
– G. Savarese, G.M.C. Rosano, C. Hage, P.J. Hauptman, P. Perrone-Filardi, L.H. Lund (Stockholm, SE; London, UK; St. Louis, US; Naples, IT)
- 14:36 **Beneficial effect of aldosterone antagonism on exercise tolerance in heart failure with preserved ejection fraction- SpironolacTone in myocaRdial dysfUnCTion with redUced exeRcisE capacity (STRUCTURE).** 4037  
– W. Kosmala, A. Rojek, M. Przewlocka-Kosmala, L. Wright, A. Mysiak, T.H. Marwick (Wroclaw, PL; Hobart, AU)
- 14:54 **Risk of long-term mortality associated with diuretic treatment in 17,519 heart failure outpatients was increased with 42% after adjustment for MAGGIC mortality risk predictors.** 4038  
– P. Paren, A. Rosengren, U. Dahlstrom, M. Edner, M. Schaufelberger (Gothenburg, Linköping and Stockholm, SE)
- 15:12 **Future direction for research in drug therapy.** 4039  
– J.R. Teerlink (San Francisco, US)

14:00–15:30 | Tallinn - Village 8

TREATING SLEEP APNOEA IN HEART FAILURE AFTER SERVE-HF

Symposium

Chairperson(s): W.T. Abraham (Columbus, US); S. Von Haehling (Göttingen, DE)

- 14:00 **Diagnosing central vs obstructive sleep apnoea and its epidemiology.** 4040  
– O. Oldenburg (Bad Oeynhausen, DE)
- 14:22 **The SERVE-HF results – Update 2016.** 4041  
– M.R. Cowie (London, UK)
- 14:45 **An attempt to explain the reasons for the increase in mortality in SERVE-HF.** 4042  
– A.J.S. Coats (Coventry, UK)
- 15:07 **Phrenic nerve stimulation: an alternative approaches to mask ventilation.** 4043  
– P. Ponikowski (Wroclaw, PL)

14:00–15:30 | Prague - Village 9



THE MOST CHALLENGING ISSUES IN PERICARDIAL DISEASES

Case-based Symposium

Chairperson(s): S. Pankuweit (Marburg, DE); M. Sousa Uva (Lisbon, PT)

- 14:00 **Refractory recurrent pericarditis - Clinical case.** 4044  
– M. Imazio (Turin, IT)
- 14:20 **Refractory recurrent pericarditis - Panel discussion and questions from the audience.** 4045  
– A. Brucato (Bergamo, IT), G. Lazaros (Athens, GR), B.M. Mayosi (Cape Town, ZA)
- 14:35 **Newly-diagnosed constrictive pericarditis - Clinical case.** 4046  
– A.D. Ristic (Belgrade, RS)
- 14:55 **Newly-diagnosed constrictive pericarditis - Panel discussion and questions from the audience.** 4047  
– A. Brucato (Bergamo, IT), G. Lazaros (Athens, GR), B.M. Mayosi (Cape Town, ZA)
- 15:10 **Current challenges and future perspectives in pericardial disease - State of the Art.** 4048  
– Y. Adler (Rannana, IL)

14:00–15:30 | Vienne - Village 9

**KEY ISSUES IN SURVEILLANCE AFTER TETRALOGY REPAIR**  
**Joint with the Association for European Paediatric Cardiology**

Symposium

Chairperson(s): E.V.O. Jokinen (Helsinki, FI); H. Baumgartner (Münster, DE)

- 14:00 **Echo assessment of right ventricular function.** 4049  
 – O.M. Pitkanen (Hus, FI)
- 14:22 **The role of advanced imaging.** 4050  
 – E.R. Valsangiacomo Buechel (Zurich, CH)
- 14:45 **When to replace the pulmonary valve.** 4051  
 – G.P. Diller (Münster, DE)
- 15:07 **Late arrhythmias.** 4052  
 – N. Blom (Leiden, NL)

14:00–15:30 | Zagreb - Village 9

**AORTIC VALVE DISEASE: DON'T FORGET THE AORTA**

Advances in Science

Chairperson(s): R. Nishimura (Rochester, US); G. Jondeau (Paris, FR)

- 14:00 **State of the Art in non-syndromic thoracic aortic aneurysms.** 4053  
 – H. Michelena (Rochester, US)
- 14:18 **Prospective analysis of risk factors for valvular heart disease and disease of the ascending aorta - a nested population based case-control study.** 4054  
 – J. Ljungberg, B. Johansson, S. Soderberg (Umeå, SE)
- 14:36 **Elastic properties of the ascending aorta in patients with a bicuspid versus tricuspid aortic valve and isolated severe aortic stenosis.** 4055  
 – A. Calin, A.D. Mateescu, C.C. Beladan, M. Rosca, R. Enache, C. Calin, M.M. Gurzun, I. Cosei, C. Ginghina, B.A. Popescu (Bucharest, RO)
- 14:54 **Genotype predicts aortic dissection risk in marfan syndrome.** 4056  
 – C. Bakkers, R.W. Jeremy (Sydney, AU)
- 15:12 **Future direction for research in bicuspid aortic valve disease and aortopathy.** 4057  
 – A. Evangelista Masip (Barcelona, ES)

14:00–15:30 | Agora 1 - Poster Area

**NEW INSIGHTS ON PERIPHERAL CIRCULATION**

Rapid Fire Abstract

Chairperson(s): A.C. Cremonesi (Cotignola, IT); L. Mazzolai (Lausanne, CH)

- 14:00 **Cardiovascular outcome in patients with peripheral artery disease (pad) as initial manifestation of atherosclerotic disease compared with patients with pad as subsequent diagnosis after coronary heart.** 4058  
 – B. Sigvant, B. Kragsterman, M. Falkenberg, L.P. Hasvold, S. Johansson, M. Thuresson, J. Nordanstig (Karlstad, Uppsala, Gothenburg, Södertälje, Mölndal and Stockholm, SE)
- 14:09 **Long-term mortality and major adverse cardiovascular events in patients with borderline ankle brachial index: a 15-year follow-up study.** 4059  
 – B.P.Y. Yan, C.K.Y. Chan, A.S.W. Ip, N. Lee, T. Lee, J.Y.W. Lau (Hong Kong, HK; Coventry, UK)
- 14:18 **Resting heart rate is an independent predictor of mortality in patients with peripheral artery disease.** 4060  
 – B. Jug, E.K. Merezal, A. Milanovic, Z. Fras (Ljubljana, SI)
- 14:27 **Impact of ACE inhibitor and ARB use on long-term limb outcomes in patients with established peripheral artery disease: Insights from the REACH Registry.** 4061  
 – D.J. Kumbhani, P.G. Steg, C.P. Cannon, K.A. Eagle, S.C. Smith, E.M. Ohman, Y. Elbez, I. Baumgartner, S. Banerjee, M.A. Creager, D.L. Bhatt (Dallas, Boston, Ann Arbor, Chapel Hill, Durham and Lebanon, US; Paris, FR; Bern, CH)
- 14:36 **Transradial approach for carotid artery stenting in high-risk patients.** 4062  
 – D. Petkoska, B. Zafirovska Taleska, I. Vasilev, S. Kedev (Skopje, MK)
- 14:45 **Usefulness of ultrasonography in endovascular therapy for chronic total occlusion of femoro-popliteal arteries.** 4063  
 – H. Takimura, K. Hirano, Y. Ito, T. Sakai, M. Yamawaki, M. Araki, N. Kobayashi, Y. Sakamoto, S. Mori, M. Tsutsumi, T. Takama, Y. Honda, T. Tokuda, K. Makino, S. Shirai (Yokohama, JP)
- 14:54 **Effect of carotid stenting on the lipid core of atherosclerotic carotid stenosis assessed by near-infrared spectroscopy and intravascular ultrasound.** 4064  
 – C. Stechovsky, P. Hajek, M. Spacek, M. Horvath, J. Veselka (Prague, CZ)
- 15:12 **Patients with high carotid temperatures bilaterally show increased cardiovascular event rate.** 4065  
 – G. Benetos, K. Toutouzas, I. Koutagiar, M. Drakopoulou, F. Mitropoulou, N. Barampoutis, P. Davlourous, E. Tsiamis, E. Siores, D. Tousoulis (Athens and Patras, GR; Bolton, UK)
- 15:21 **Hybrid or staged carotid artery stenting and open-heart surgery as the treatment strategy for patients with severe, concurrent carotid and cardiac disease.** 4066  
 – K. Dzierwa, J. Platek, J. Konstanty-Kalandyk, P. Paluszek, L. Tekieli, M. Trystula, M. Michalski, R. Musial, P. Pieniazek, K. Zmudka (Krakow, PL)

14:00–15:30 | Agora 2 - Poster Area

<b>STABLE MYOCARDIAL ISCHAEMIA: FROM SUSPICION TO INTERVENTION</b>		<b>Rapid Fire Abstract</b>
Chairperson(s): H. Eltchaninoff (Rouen, FR); A.S. Petronio (Pisa, IT)		
14:00	<b>Prevalence and prognosis in patients with known or suspected myocardial ischemia but no obstructive coronary artery disease.</b>	<b>4067</b>
– Z.J. Wang, L.L. Zhang, S. Elmariah, Y.J. Zhou (Beijing, CN; Boston, US)		
14:09	<b>European society of cardiology guidelines over-estimate the probability of coronary artery disease in patients with suspected angina. Results from the Scottish Computed Tomography of the HEART trial.</b>	<b>4068</b>
– A.L. Hunter, M.C. Williams, A.S.V. Shah, V. Assi, S. Lewis, C. Berry, N.A. Boon, E. Clark, M. Flather, J. Forbes, S. McLean, G. Roditi, E.J.R. Van Beek, A.D. Timmis, D.E. Newby (Edinburgh, Glasgow, Norwich, Kirkcaldy and London, UK; Limerick, IE)		
14:18	<b>Prognostic value of all noninvasive cardiac imaging modalities in patients with suspected or known coronary artery disease - a meta-analysis.</b>	<b>4069</b>
– M.W. Smulders, C. Jaarsma, P.J. Nelemans, S.C.A.M. Bekkers, J. Bucerius, T. Leiner, H.J.G.M. Crijns, J.E. Wildberger, S. Schalla (Maastricht and Utrecht, NL)		
14:27	<b>Prognostic assessment of stable coronary artery disease using computed tomography angiography: a danish multicenter cohort study.</b>	<b>4070</b>
– L. Huhe Nielsen, H.E. Boetker, H. Toft Soerensen, M. Schmidt, L. Pedersen, B.L. Norgaard (Vejle and Aarhus, DK)		
14:36	<b>Canadian Cardiovascular Society (CCS) angina classification extracted from clinical notes by natural language processing: validation and association with healthcare utilization in an integrated health.</b>	<b>4071</b>
– A. Bress, J.D. Dodson, B.S. Sauer, O.P. Patterson, P.A. Alba, S.D. Duvall, J.C. Crook, T.R. Reese, R.N. Nelson, J.L. Lafleur (Salt Lake City and New York, US)		
14:45	<b>Influence of national guidelines on the investigation of patients with suspected angina in a district hospital rapid access chest pain clinic.</b>	<b>4072</b>
– S. Khan, B. Bradford, S. John, R. Paine, J. Rogers, R.G. Bogle (Carshalton, UK)		
14:54	<b>Non-obstructive versus obstructive coronary artery disease in acute coronary syndrome: a meta-analysis.</b>	<b>4073</b>
– C. Pizzi, B. Xhyhery, G.M. Costa, M. Faustino (Bologna and Lanciano, IT)		
15:03	<b>Twenty-five year follow-up of patients with chest pain and smooth, unobstructed epicardial coronary arteries.</b>	<b>4074</b>
– C.M. Webb, G.M.C. Rosano, J.C. Kaski, P. Collins (London, UK)		
15:12	<b>Gender differences in non-culprit coronary plaque microstructures on frequency-domain optical coherence tomography in stable coronary artery disease.</b>	<b>4075</b>
– Y. Kataoka, R. Puri, M. Hammadah, B. Duggal, K. Uno, S.R. Kapadia, E.M. Tuzcu, S.E. Nissen, P.B. King, S.J. Nicholls (Osaka, JP; Cleveland, US; Adelaide, AU)		
15:21	<b>Impact of diabetes mellitus on 5-year clinical outcomes in patients with chronic total occlusion lesions.</b>	<b>4076</b>
– S.W. Rha, B.G. Choi, S.H. Park, J.Y. Park, J.H. Ahn, Y.H. Kim, A.Y. Her, M. Shim, S.Y. Choi, Y. Park, S.H. Park, C.U. Choi, C.G. Park, H.S. Seo, D.J. Oh (Seoul, Cheonan, Gumi and Chuncheon, KR)		

Moderated Posters are on display from 14:00 to 18:00 on the plasma screen of the topic related Moderated Poster station.

During the moderated poster session (15:35–16:25), from a large plasma screen, Presenters will summarise their research within 3 minutes and then address questions from the Chairpersons and Audience.

**15:35–16:25 | Moderated poster station - Poster Area**

**NEW DEVELOPMENTS IN CARDIOVASCULAR SPECT AND PET**

**Moderated Posters**

Chairperson(s): O. Gaemperli (Zurich, CH); A. Gimelli (Pisa, IT)

- |       |   |       |
|-------|---|-------|
| 15:35 | <b>SPECT myocardial perfusion imaging adds incremental prognostic value over cardiorespiratory fitness.</b>   | P4077 |
|       | – M. Al-Mallah, A. Ahmed, W. Qureshi (Riyadh, SA; Winston-Salem, US)  |       |
| 15:42 | <b>Known coronary artery disease modifies the prognostic significance of mild stress-induced myocardial ischemia: insights from the BASEL VIII study.</b>                       | P4078 |
|       | – N. Schaerli, C. Puelacher, U. Honegger, R. Twerenbold, M. Wagener, G. Pretre, M. Zellweger, D. Wild, S. Osswald, C. Mueller (Basel, CH)                                       |       |
| 15:49 | <b>Diagnostic performance of the cadmium-zinc-telluride SPECT system using low-dose technetium-99m with a short-scan time as assessed by fractional flow reserve.</b>           | P4079 |
|       | – S. Hida, T. Chikamori, J. Yamashita, K. Hoshino, N. Murata, Y. Igarashi, C. Shiba, T. Saitoh, K. Hirose, A. Yamashina (Tokyo, JP)   |       |
| 15:56 | <b>Sensitive detection of relapsing cases in Takayasu arteritis by 18F-fluorodeoxyglucose-positron emission tomography/computed tomography.</b>                                 | P4080 |
|       | – D. Tezuka, H. Kosuge, Y. Kato, K. Hirasawa, M. Isobe (Tokyo, JP)  |       |
| 16:03 | <b>Analysis of left ventricular synchrony and coronary flow reserve in myocardial ischaemia: a study with 13n-ammonia gated PET.</b>  | P4081 |
|       | – F. Inarra-Talbot, L.E. Juarez-Orozco, L. Marroquin-Donday, S. Canales-Albarran, A. Gallardo-Grajeda, V. Gomez-Johnson, E. Alexanderson (Mexico City, MX; Groningen, NL)       |       |
| 16:10 | <b>Detection of focal inflammatory CD68-positive macrophage infiltrates by 18F-FDG uptake in a rat model of autoimmune Myocarditis (EAM-model).</b>                             | P4082 |
|       | – R. Jahns, H. Wakabayashi, R.A. Werner, V. Jahns, C. Schuetz, C. Zechmeister, N. Hayakawa, C. Lapa, T. Higuchi (Würzburg, DE)  |       |
| 16:17 | <b>Coronary artery calcium score and 18F-NaF atherosclerotic plaque uptake in high cardiovascular risk individuals: distinct markers of the atheroma calcification process.</b> | P4083 |
|       | – M. Santos, M. Castelo-Branco, R. Silva, P. Donato, J. Ferreira, C. Domingues, R. Martins, A. Gomes, M. Pego, L. Goncalves, M.J. Ferreira (Coimbra, PT)                        |       |

**15:35–16:25 | Moderated poster station - Poster Area**

**COMPLICATIONS OF HYPERTENSION**

**Moderated Posters**

Chairperson(s): R. Asmar (Paris, FR); G. Schillaci (Perugia, IT)

- |       |   |       |
|-------|---|-------|
| 15:35 | <b>Low testosterone and high C-reactive protein are complementary determinants of global arterial function and early structural changes in men with arterial hypertension.</b>        | P4084 |
|       | – N. Ioakeimidis, C. Vlachopoulos, D. Terentes-Printzios, P. Pietri, C. Georgakopoulos, N. Skliros, I. Gourgouli, M. Abdelrasoul, P. Xaplanteris, D. Tousoulis (Athens, GR)           |       |
| 15:42 | <b>Longitudinal changes of the serum calcium levels and accelerated progression of arterial stiffness with age.</b>   | P4085 |
|       | – K. Kimura, H. Tomiyama, M. Sekiya, S. Komatsu, C. Matsumoto, K. Shiina, A. Yamashina (Tokyo, JP)  |       |
| 15:49 | <b>Angiotensin receptor-1 antagonists improve endothelial glycolyx and aortic stiffness after 2 years successful treatment in untreated patients with essential hypertension.</b>     | P4086 |
|       | – H. Triantafyllidi, S. Vlachos, D. Benas, I. Ikonomidis, L. Palaiodimos, M. Varoudi, A. Schoinas, J. Lekakis (Athens, GR)  |       |
| 15:56 | <b>Evaluation of coronary flow velocity by Doppler echocardiography in the treatment of hypertension with the ACEi/ARB: correlation to the histological cardiac fibrosis.</b>         | P4087 |
|       | – C. Wei-Ting, J.J. Wang, Z.C. Chen (Tainan, TW)  |       |
| 16:03 | <b>Testosterone loss as essential parameter of silent target organ damage in primary hypertension.</b>  | P4088 |
|       | – A. Angelis, C. Vlachopoulos, N. Ioakeimidis, K. Aznaouridis, I. Felekos, K. Aznaouridis, I. Gourgouli, M. Abdelrasoul, K. Rokkas, D. Terentes, K. Aggeli, D. Tousoulis (Athens, GR) |       |
| 16:10 | <b>Correlation between cognitive decline and blood pressure in elderly patients with controlled hypertension.</b>   | P4089 |
|       | – A. Noriega De La Colina, R. Wu, L. Desjardins-Crepeau, M. Lamarre-Cliche, P. Larochelle, L. Bherer, H. Girouard (Montreal, CA)  |       |
| 16:17 | <b>Home versus ambulatory blood pressure in prediction of the risk of hypertensive cardiovascular damage.</b>   | P4090 |
|       | – T.T.L. Lin, C.K.W. Wu, F.T.C. Chiang (Hsin-Chu and Taipei, TW)  |       |

15:35–16:25 | Moderated poster station - Poster Area

NEW ASPECTS ON PCI

Moderated Posters

Chairperson(s): S. James (Uppsala, SE); G. Tarantini (Padua, IT)

- 15:42 **Prognostic significance of incomplete revascularization and bystander coronary anatomy following percutaneous coronary intervention: an observational study of 6,755 patients with multivessel disease.** P4091  
 – M.B. Iqbal, R. Smith, R. Lane, N. Patel, W. Mattar, T. Kabir, M. Mason, M. Dalby, R. Grocott-Mason, C. Ilsley (London, UK)
- 15:49 **Outcomes of a novel abluminal bioabsorbable versus durable polymer-coated everolimus-eluting stent in complex patients and coronary artery disease.** P4092  
 – E. Pllaha, M. Mennuni, G. Stefanini, P. Pagnotta, M. Araco, B. Reimers, G. Sardella, P. Presbitero (Milan and Rome, IT)
- 15:56 **Comparison of long-term and short-term mortality after primary percutaneous coronary intervention for STEMI versus those with unstable angina/NSTEMI and stable angina.** P4093  
 – D.B. Kim, S.H. Her (Seoul, KR)
- 16:03 **Long term clinical results of percutaneous coronary intervention for chronic total occlusions: Latest report from Retrograde Summit Registry.** P4094  
 – K. Wagatsuma, T. Muramatsu, Y. Kashima, A. Okamura, M. Mutoh, M. Yamane, A. Oida, S. Matsuno, S. Otsuji, R. Yoshikawa, E. Tsuchikane (Tsukuba, Tokyo, Sapporo, Osaka, Kumagaya, Sayama, Takasaki, Takarazuka, Sanda and Toyohashi, JP)
- 16:10 **Application of the DAPT score to the results of the OPTIDUAL trial: is it a useful tool to identify the best candidates for extended DAPT after DES?** P4095  
 – G. Helft, P.G. Steg, N. Hammoudi, C. Le Feuvre, A. Diallo, J.L. Georges, E. Berman, J.P.H. Metzger, E. Vicaut (Paris and Versailles, FR)
- 16:17 **Long-term clinical outcomes after the treatment with two-stent techniques using second generation drug-eluting stents for coronary bifurcation lesions.** P4096  
 – M. Ohya, K. Miura, T. Shimada, H. Amano, S. Kubo, Y. Hyodo, S. Otsuru, T. Tada, S. Habara, H. Tanaka, Y. Fuku, T. Goto, K. Kadota (Kurashiki, JP)

15:35–16:25 | Moderated poster station - Poster Area

ANTITHROMBOTIC THERAPY IN ATRIAL FIBRILLATION

Moderated Posters

Chairperson(s): S.J. Connolly (Hamilton, CA); G. Albina (Buenos Aires, AR)

- 15:35 **Atrial fibrillation in haemodialysis patients without a vitamin K antagonist: Insight from the RAKUEN study.** P4097  
 – W. Mitsuma, T. Matsubara, K. Hatada, S. Imai, M. Tamura, N. Saito, H. Shimada, S. Miyazaki (Niigata, JP)
- 15:42 **Short-term risk of haemorrhage during heparin bridging at initiation of vitamin K antagonist therapy in patients with non-valvular atrial fibrillation managed in ambulatory care.** P4098  
 – K. Bouillon, M. Bertrand, L. Boudali, P. Ducimetiere, R. Dray-Spira, M. Zureik (Saint-Denis and Villejuif, FR)
- 15:49 **Alcohol abuse is associated with increased risk of ischemic stroke in low risk patients with non-valvular atrial fibrillation.** P4099  
 – F. Al-Khalili, L. Benson, L. Friberg (Stockholm, SE)
- 15:56 **Do baseline characteristics account for geographical variations in event rates in patients with newly diagnosed atrial fibrillation? The GARFIELD-AF registry.** P4100  
 – K.A.A. Fox, G. Accetta, H. Darius, S. Goto, G. Kayani, Y. Koretsune, S. Oh, A. Parkhomenko, J.P.S. Sawhney, J. Stepinska, A.K. Kakkar (Edinburgh and London, UK; Berlin, DE; Kanagawa and Osaka, JP; Seoul, KR; Kiev, UA; New Delhi, IN; Warsaw, PL)
- 16:03 **Death, stroke and major bleeding risk in patients older than 85 years with atrial fibrillation.** P4101  
 – Y. Arnsou, M. Hoshen, O. Reges, Y. Rabi, R. Balicer, M. Leibowitz, M. Haim (Kfar Saba, Tel Aviv and Beer Sheva, IL)
- 16:10 **Increased use of oral anticoagulants in patients with atrial fibrillation: Nationwide temporal trends in Denmark from 2005 to 2015.** P4102  
 – K. Gadsboell, L. Staerk, E.L. Fosboel, C. Sindet-Pedersen, A. Gundlund, G.H. Gislason, J.B. Olesen (Hellerup and Copenhagen, DK)
- 16:17 **Efficacy and safety of non-vitamin K antagonist oral anticoagulants after cardioversion for atrial fibrillation: a meta-analysis.** P4103  
 – G. Renda, M. Zimarino, F. Ricci, J.P. Piccini, M.D. Ezekowitz, M. Patel, R. Cappato, R.P. Giugliano, R. De Caterina (Chieti and Milan, IT; Durham, Philadelphia and Boston, US)

15:35–16:25 | Moderated poster station - Poster Area

VASCULAR BIOLOGY

Moderated Posters

Chairperson(s): J.D. Pearson (London, UK); To be announced

- 15:35 **Myeloid cell specific alpha1-AMPK deletion induces a proinflammatory phenotype and enhances angiotensin II-mediated vascular dysfunction.** P4104  
 – T. Jansen, S.K.S. Kroeller Schoen, P.W. Wenzel, A.D. Daiber, B.V. Viollet, M.F. Foretz, T.M. Muenzel, E.S. Schulz (Mainz, DE; Paris, FR)
- 15:42 **Glycemic control with ipragliflozin, a novel selective SGLT2 inhibitor, ameliorated endothelial dysfunction in obese and non-obese diabetic mice.** P4105  
 – H.M. Salim, D. Fukuda, S. Yagi, T. Soeki, M. Shimabukuro, M. Sata (Tokushima, JP)
- 15:49 **Endothelial PGC-1alpha preserves endothelial function during chronic angiotensin II treatment by maintaining eNOS expression, reducing vascular oxidative stress and supporting the antioxidant defense.** P4106  
 – S. Kroeller-Schoen, T. Jansen, Y. Tran, M. Oelze, A. Daiber, T. Muenzel, E. Schulz (Mainz, DE)
- 15:56 **Impact of the adiponectin paralog CTRP13 on endothelial cells.** P4107  
 – M. Aslam, S. Nuernberger, L. Li, B. Niemann, S. Rohrbach (Giessen, DE)
- 16:03 **Monocyte-platelet aggregates associated with CD14++CD16+ monocytes predict diffuse coronary artery disease: relationship to microvascular function.** P4108  
 – R.A. Brown, G.Y.H. Lip, C. Varma, E. Shantsila (Birmingham, UK)
- 16:10 **A direct thrombin inhibitor paradoxically enhances thrombin generation via suppression of protein C activation and factor Va degradation in human plasma.** P4109  
 – Y. Morishima, C. Kamisato, T. Furugohri (Tokyo, JP)
- 16:17 **Pentaerythrityl tetranitrate (PETN) in-vivo treatment lowers pulmonary artery pressure, reduces oxidative stress and vascular function in monocrotaline-induced pulmonary hypertension.** P4110  
 – S. Steven, E. Ullmann, M. Oelze, M. Brandt, S. Kroeller-Schoen, T. Heeren, S. Daub, M. Dib, D. Stalleiken, P. Wenzel, T. Muenzel, A. Daiber (Mainz, DE)

15:35–16:25 | Moderated poster station - Poster Area

DIASTOLIC FUNCTION

Moderated Posters

Chairperson(s): T.C. Gillebert (Boechout, BE); H. Skulstad (Lorenskog, NO)

- 15:35 **Left atrial function index predicts long term survival in stable heart failure with reduced ejection fraction outpatients.** P4111  
 – L. Sargento, A. Simoes, S. Longo, N. Lousada, R. Palma Reis (Lisbon, PT)
- 15:49 **Prognostic implication of progression of diastolic dysfunction in patients with coronary artery disease undergoing percutaneous coronary intervention.** P4112  
 – E.K. Kim, Y.J. Hahn, Y.B. Song, S.H. Choi, H.C. Gwon, S.J. Park, S.C. Lee, S.W. Park (Seoul, KR)
- 15:56 **A diabetes associated HNF1B polymorphism increases risk of prevalent diastolic dysfunction in two independent Swedish population cohorts.** P4113  
 – J. Molvin, P.M. Nilsson, M. Leosdottir, U. Lindblad, B. Daka, L. Bennet, L. Rastam, O. Melander, V. Lyssenko, M. Magnusson (Lund, Malmö and Gothenburg, SE)
- 16:03 **Iron Deficiency and anaemia do not predict mortality in heart failure with preserved ejection fraction (HF-PEF).** P4114  
 – S. Fitzsimons, R. Troughton, G.D. Gamble, G. Devlin, M. Lund, M. Richards, R.N. Doughty (Auckland, Christchurch and Hamilton, NZ)
- 16:10 **Diastolic function is impaired in prehypertension: a community-based study.** P4115  
 – R. Ladeiras-Lopes, R. Fontes-Carvalho, E. Vilela, P. Bettencourt, A.F. Leite-Moreira, A. Azevedo (Vila Nova de Gaia and Porto, PT)
- 16:17 **Galectin-3 level and the severity of cardiac diastolic dysfunction using cellular and animal models and clinical indices.** P4116  
 – C.K. Wu, J.K. Lee, C.T. Tsai (Taipei, TW)



15:35–16:25 | Moderated poster station - Poster Area

IMPROVED RISK PREDICTION AND SUBSEQUENT ACTION

Moderated Posters

Chairperson(s): E. Greco (Fuscaldo, IT); O. Barna (Kiev, UA)

- 15:35 **Personal activity index (PAI) for promotion of physical activity and prevention of CVD.** P4117  
 – J. Nauman, B.M. Nes, C. Gutvik, U. Wisloff (Trondheim, NO)
- 15:42 **Assessment of coronary artery calcium scoring for statin treatment strategy according to ACC/AHA cholesterol management guidelines in asymptomatic Korean adults.** P4118  
 – D. Han, B. O Hartaigh, J.H. Lee, A. Rizvi, H.E. Park, S.Y. Choi, J. Sung, H.J. Chang (Seoul, KR; New York, US)
- 15:49 **Fibrates for the primary prevention of cardiovascular disease.** P4119  
 – A. Nordmann, T. Jakob, S. Schandelmaier, I. Ferreira-Gonzalez, M. Briel (Basel, CH; Barcelona, ES)
- 15:56 **Score of adherence to European cardiovascular prevention guidelines is an independent determinant of cardiovascular and all-cause mortality in a French general population.** P4120  
 – E. Berard, V. Bongard, D. Arveiler, J. Dallongeville, A. Wagner, P. Amouyel, B. Haas, D. Cotel, J.B. Ruidavets, J. Ferrieres (Toulouse, Strasbourg and Lille, FR)
- 16:03 **Prognostic value of elevated high-sensitivity cardiac troponin T levels compared to conventional risk scores in patients with non acute cardiovascular disease.** P4121  
 – M. Biener, E. Giannitsis, M. Kuhner, T. Zelniker, M. Mueller-Hennessen, M. Vafaie, H.A. Katus (Heidelberg, DE)
- 16:10 **Major in-hospital bleeding events in acute coronary syndrome patients can be predicted by 6 easily obtained variables with results comparable to the CRUSADE-score: Results from the SWEDEHEART-registry.** P4122  
 – M. Simonsson, K. Szummer, J. Faxen, J. Alfredsson, T. Jernberg (Stockholm and Linköping, SE)
- 16:17 **Net Reclassification index of a genetic risk score and standard Framingham risk stratification in a European population.** P4123  
 – A. Pereira, M. Mendonca, M. Neto, R. Rodrigues, J. Monteiro, A.C. Sousa, M. Rodrigues, S. Freitas, E. Henriques, G. Guerra, I. Ornelas, C. Freitas, D. Pereira, R. Palma Dos Reis (Funchal and Lisbon, PT)

15:35–16:25 | Moderated poster station - Poster Area

ADVANCES IN PULMONARY EMBOLISM

Moderated Posters

Chairperson(s): O. Sanchez (Paris, FR); M. Lankeit (Mainz, DE)

- 15:35 **Subgroup analysis of patients with concomitant pulmonary embolism in XALIA, a non-interventional study of rivaroxaban in routine treatment of deep vein thrombosis.** P4124  
 – W. Ageno, L. Mantovani, S. Haas, R. Kreutz, D. Monje, J. Schneider, M. Van Eickels, M. Gebel, E. Zell, A.G.G. Turpie (Varese and Monza, IT; Munich, Berlin, Leverkusen and Wuppertal, DE; Ponte Vedra Beach, US; Hamilton, CA)
- 15:42 **Prothrombotic fibrin clot phenotype is associated with recurrent pulmonary embolism following discontinuation of anticoagulant therapy.** P4125  
 – M. Zabczyk, K. Plens, W. Wojtowicz, A. Orzechowska-Jarzab, A. Undas (Krakow, PL)
- 15:49 **Home treatment of patients with pulmonary embolism: the experience of a referral centre in Italy.** P4126  
 – V.T. Stefanone, S. Vanni, F. Mannucci, G. Cerini, P. Nazerian, G. Pepe, S. Gualtieri, C. Gigli, S. Bigiarini, S. Grifoni (Florence, IT)
- 15:56 **E-selectin and sICAM-1, biomarker of endothelial function, predicts venous thromboembolism recurrence in young patients.** P4127  
 – O. Dzikowska-Diduch, M. Kostrubiec, J. Domienik-Karłowicz, E. Gorska, U. Demkow, P. Pruszczyk (Warsaw, PL)
- 16:03 **Costs of major adverse outcomes in patients with incident venous thromboembolism in clinical practice in the United Kingdom.** P4128  
 – A.T. Cohen, C. Wallenhorst, S. Rietbrock, M. Hamilton, C. Martinez (London, UK; Frankfurt, DE; Princeton, US)
- 16:10 **Echocardiography in the post-acute, pre-discharge assessment of pulmonary embolism: prevalence and prognostic impact of right ventricular dysfunction and residual pulmonary hypertension.** P4129  
 – B. Jug, N. Kokalj, M. Kozak, Z. Fras (Ljubljana, SI)
- 16:17 **Diagnostic accuracy of emergency echocardiography and venous compression ultrasonography in patients with suspected pulmonary embolism presenting with haemodynamic instability.** P4130  
 – G. Cerini, S. Vanni, C. Gigli, P. Nazerian, F. Nava, M. Gambetta, S. Bigiarini, F. Trausi, S. Grifoni (Florence, Milan and Turin, IT)

15:35–16:25 | Moderated poster station - Poster Area

**CORONARY REVASCULARISATION: HOW AND HOW MUCH**

Moderated Posters

- Chairperson(s): P. Presbitero (Rozzano, IT); Y. Appelman (Amsterdam, NL)
- 15:35 **Routine invasive versus selective invasive strategies for non-ST-elevation acute coronary syndrome: an updated meta-analysis of randomised trials.** P4131  
 – A.A. Bavy, I.Y. Elgendy, A.N. Mahmoud, X. Wen, D.J. Kumbhani, D.L. Bhatt (Gainesville, Dallas and Boston, US)
- 15:42 **Differential impact of incomplete revascularization as assessed by residual SYNTAX score on long-term mortality in patients with STEMI versus NSTEMI: a propensity-matched analysis.** P4132  
 – D. Milasinovic, V. Dedovic, A. Milosevic, D.J. Mladenovic, Z. Mehmedbegovic, S. Zaharijev, J. Dobras, V. Pavlovic, M. Petrovic, O. Petrovic, V. Vukcevic, D. Orlic, Z. Vasiljevic-Pokrajacic, M. Asanin, G. Stankovic (Belgrade, RS)
- 15:49 **Complete or incomplete coronary revascularization in ACS patients with multivessel coronary disease. One year outcomes according to clinical presentation from the real life Bleemacc registry.** P4133  
 – G. Quadri, F. D'Ascenzo, C. Moretti, M. D'Amico, S. Scarano, F. Giordana, J.P.S. Henriques, J. Saucedo, E. Abu-Assi, S. Rapseiras-Roubin, F. Gaita (Turin, IT; Amsterdam, NL; Chicago, US; Santiago de Compostela, ES)
- 15:56 **Culprit vessel-only vs. multivessel percutaneous coronary intervention in patients with ST-segment elevation myocardial infarction and multivessel disease: results from an 8-year prospective registry.** P4134  
 – C. Galvao Braga, B. Cid-Alvarez, R. Trillo-Nouche, A. Redondo Dieguez, B. Alvarez-Alvarez, D. Lopez Otero, S. Gestal-Romani, R. Ferreira Gonzalez, J.R. Gonzalez-Juanatey (Braga, PT; Santiago de Compostela, ES)
- 16:03 **Impact of staged versus one-time multivessel percutaneous intervention in ST-elevation myocardial infarction.** P4135  
 – P. Villablanca, D. Briceno, A. Bortnick, M. Menegus, M. Makkiya, R. Pyo, S. Monrad, H. Hayder, D. Slovut (New York, US)
- 16:10 **Transradial percutaneous coronary intervention could reduce access site complications in STEMI patients requiring intra-aortic balloon pumping support.** P4136  
 – K. Horie, T. Isawa, N. Tada, T. Honda, K. Takizawa, T. Ohtomo, N. Inoue (Miyagi, JP)
- 16:17 **Transradial vs. transfemoral access in patients with ACS: bleeding complications and outcome.** P4137  
 – J.-U. Roehnisch, B. Maier, S. Behrens, H. Schuehlen, R. Schoeller, H. Theres (Berlin, DE)

15:40–16:20 | Galileo - The Hub

**MEET THE TRIALIST III – A NATURALLY RANDOMIZED TRIAL COMPARING THE EFFECT OF LONG-TERM EXPOSURE TO LOWER LDL-C, LOWER SBP, OR BOTH ON THE RISK OF CARDIOVASCULAR DISEASE.** Meet the Trialists

Chairperson(s): T.C. Gillebert (Boechout, BE)

- 15:40 **A naturally randomized trial comparing the effect of long-term exposure to lower LDL-C, lower SBP, or both on the risk of cardiovascular disease.** 4138  
 – B.A. Ference (Plymouth, US)

15:45–16:15 | Forum - The Hub

**MEET THE GUIDELINES TASK FORCE – DYSLIPIDAEMIAS**

Special Session

- 15:45 **Dyslipidaemias.** 4139  
 – A. Catapano (Milan, IT)
- 16:00 **Dyslipidaemias - Panel discussion and questions from the audience.** 4140  
 – G. De Backer (Ghent, BE), I.M. Graham (Dublin, IE), O. Wiklund (Gothenburg, SE)



15:45–16:15 | Raphael - The Hub

**REAL-WORLD EVIDENCE IN THE LONG-TERM MANAGEMENT OF PULMONARY EMBOLISM**

Satellite Symposium - Experts on the Spot

Sponsored by Bayer Pharma AG

Chairperson(s): D. Jimenez (Madrid, ES); R. Hughes (Sheffield, UK)

- 15:45 **Long-term therapy for patients with pulmonary embolism: case studies.** 4141  
 – D. Jimenez (Madrid, ES), R. Hughes (Sheffield, UK)

Please refer to the Satellite Symposium scheduled on Monday 29 August, 12:45–13:45 in Reykjavik - Village 7.

**15:45–16:15 | Da Vinci - The Hub**

**CONTROVERSIES REGARDING TREATMENT OF CHRONIC ISCHAEMIC HEART DISEASE** Satellite Symposium - Experts on the Spot

Sponsored by **SERVIER**

Chairperson(s): P.G. Camici (Milan, IT); F. Crea (Rome, IT)

- 15:45 **Persisting angina after successful stenting: microvascular ischemia.** 4142  
– F. Crea (Rome, IT)
- 15:55 **What is the optimal anti-anginal treatment?** 4143  
– P.G. Camici (Milan, IT)
- 16:05 **Discussion - Controversies regarding treatment of chronic ischaemic heart disease.** 4144  
– P.G. Camici (Milan, IT)
- 16:10 **Discussion - Controversies regarding treatment of chronic ischaemic heart disease.** 4145  
– F. Crea (Rome, IT)

*Please refer to the Satellite Symposium scheduled on Sunday 28 August, 18:30–19:30 in Brussels - Village 8.*

**15:45–16:15 | Bernini - The Hub**

**ANTITHROMBOTIC STRATEGIES POST-STEMI IN AF PATIENTS** Satellite Symposium - Experts on the Spot

Sponsored by **Boehringer Ingelheim**

Chairperson(s): C.P. Cannon (Boston, US); G. Nickenig (Bonn, DE)

- 15:45 **Antithrombotic strategies post-STEMI in AF patients.** 4146  
– C.P. Cannon (Boston, US), G. Nickenig (Bonn, DE)

*Please refer to the Satellite Symposium scheduled on Monday 29 August, 12:45–13:45 in Paris - Village 7.*

**15:45–16:15 | Michelangelo - The Hub**

**ARE ALL NOACS THE SAME? INSIGHTS FROM CLINICAL PRACTICE** Satellite Symposium - Experts on the Spot

Sponsored by **Boehringer Ingelheim**

Chairperson(s): G.Y.H. Lip (Birmingham, UK)

- 15:45 **Are all NOACs the same? Insights from clinical practice.** 4147  
– G.Y.H. Lip (Birmingham, UK), L. De Luca (Rome, IT), B. Vrijens (Sion, CH)

*Please refer to the Satellite Symposium scheduled on Monday 29 August, 12:45–13:45 in Paris - Village 7.*

16:30–18:00 | Rome - Main Auditorium

HOT LINE CORONARY ARTERY DISEASE AND IMAGING		Hot Line
Chairperson(s): F.J. Pinto (Lisbon, PT); M. Haude (Neuss, DE)		
16:30	<b>CONSERVE - Direct catheterization versus selective catheterization guided by Coronary Computed Tomography in patients with stable suspected Coronary Artery Disease.</b>	4148
	- H. Chang (Seoul, KR)	
16:40	<b>CONSERVE - Discussant review.</b>	4149
	- S. Achenbach (Erlangen, DE)	
16:45	<b>CONSERVE - Panel discussion.</b>	4150
16:48	<b>DOCTORS - Does Optical Coherence Tomography Optimise Results of Stenting?</b>	4151
	- N. Meneveau (Besançon, FR)	
16:58	<b>DOCTORS - Discussant review.</b>	4152
	- S. Windecker (Bern, CH)	
17:03	<b>DOCTORS - Panel discussion.</b>	4153
17:06	<b>CE-MARC 2 - A randomized trial of 3 diagnostic strategies in patients with suspected coronary heart disease.</b>	4154
	- J. Greenwood (Leeds, UK)	
17:16	<b>CE-MARC 2 - Discussant review.</b>	4155
	- U. Sechtem (Stuttgart, DE)	
17:21	<b>CE-MARC 2 - Panel discussion.</b>	4156
17:24	<b>PACIFIC trial - Head-to-head comparison of coronary CT angiography, myocardial perfusion SPECT, PET, and hybrid imaging for diagnosis of ischemic heart disease.</b>	4157
	- I. Danad (Amsterdam, NL)	
17:34	<b>PACIFIC trial - Discussant review.</b>	4158
	- F.E. Rademakers (Leuven, BE)	
17:39	<b>PACIFIC trial - Panel discussion.</b>	4159
17:42	<b>AMERICA - Systematic detection and management of multivascular involvement of atherothrombosis in coronary patients in comparison with treatment of coronary disease only.</b>	4160
	- J.-P. Collet (Paris, FR)	
17:52	<b>AMERICA - Discussant review.</b>	4161
	- V. Fuster (New York, US)	
17:57	<b>AMERICA - Panel discussion.</b>	4162

16:30–18:00 | Forum - The Hub

THE CARDIOMETABOLIC TEAM – WHICH ROLE? IN WHICH SITUATIONS?		Heart Team
Heart team at the University Hospital Henri Mondor, Creteil		
Chairperson(s): L. Ernande (Paris, FR); C. Wanner (Hoechberg, DE)		
16:30	<b>Heart team panel live on stage.</b>	4163
	- M.S. Annabi (La Marsa, TN), R. Gallet (Paris, FR), C. Bergerot (Bron, FR)	
16:30	<b>Heart team filmed at the University Hospital Henri Mondor, Creteil.</b>	4164
	- M.S. Annabi (La Marsa, TN), B. Cointe (Créteil, FR), H. Duchossoir (Créteil, FR), R. Gallet (Paris, FR), S. Guendouz (Paris, FR), S. Peyrot (Bron, FR), A.-I. Tropeano (Créteil, FR), L. Ernande (Paris, FR)	
16:30	<b>Discussion.</b>	4165

16:30–18:00 | Galileo - The Hub

MORE EXERCISE: BETTER OR WORSE?		Gladiators Arena
Chairperson(s): E. Prescott (Copenhagen, DK); M. Guazzi (San Donato Milanese, IT)		
16:30	<b>Exercise and epidemiology - Positioning of the topic.</b>	4166
	- M. Wilhelm (Bern, CH)	
16:45	<b>More is better - PRO.</b>	4167
	- S. Sharma (London, UK)	
17:15	<b>More is better - CON.</b>	4168
	- C. Lavie (New Orleans, US)	
17:45	<b>More exercise: better or worse? Conclusion.</b>	4169
	- M. Guazzi (San Donato Milanese, IT)	

16:30–18:00 | Raphael - The Hub

2016 HEART FAILURE GUIDELINES IN GREECE

My NCS@ESC

Chairperson(s): G.S. Filippatos (Athens, GR); F.K. Triposkiadis (Larissa, GR)

16:30	<b>A case of heart failure with kidney dysfunction.</b>	4170
	– C. Chrysoshoou (Athens, GR)	
16:50	<b>A case of heart failure with kidney dysfunction - What do the Guidelines say?</b>	4171
	– D.N. Tziakas (Alexandroupolis, GR)	
17:10	<b>A case of heart failure with kidney dysfunction - Take home message.</b>	4172
	– G.S. Filippatos (Athens, GR)	
17:15	<b>A case of decompensated chronic heart failure.</b>	4173
	– G. Giannakoulas (Thessaloniki, GR)	
17:35	<b>A case of decompensated chronic heart failure - What do the Guidelines say?</b>	4174
	– J.T. Parisis (Athens, GR)	
17:55	<b>A case of heart failure with kidney dysfunction - Take home message.</b>	4175
	– F.K. Triposkiadis (Larissa, GR)	



Guidelines in Daily Practice

16:30–18:00 | Da Vinci - The Hub

2016 DYSLIPIDAEMIAS GUIDELINES IN CROATIA

My NCS@ESC

Chairperson(s): G. Krstacic (Zagreb, HR); Z. Perisic (Niš, RS)

16:30	<b>Statin failure - Common, disabling, deadly? - Clinical case.</b>	4176
	– J. Samardzic (Zagreb, HR)	
16:50	<b>Statin failure - Common, disabling, deadly? - What do the Guidelines say?</b>	4177
	– M. Cikes (Zagreb, HR)	
17:10	<b>Statin failure - Common, disabling, deadly? - Take home message.</b>	4178
	– G. Krstacic (Zagreb, HR)	
17:15	<b>Acute coronary syndrome patient with diabetes, renal failure and statin intolerance - Clinical case.</b>	4179
	– A. Ruzic (Rijeka, HR)	
17:35	<b>Acute coronary syndrome patient with diabetes, renal failure and statin intolerance - What do the Guidelines say?</b>	4180
	– L. Zaputovic (Rijeka, HR)	
17:55	<b>Acute coronary syndrome patient with diabetes, renal failure and statin intolerance - Take home message.</b>	4181
	– Z. Perisic (Niš, RS)	



Guidelines in Daily Practice

16:30–18:00 | Bernini - The Hub

REVERSE REMODELLING – REWINDING MYOCARDIAL DAMAGE

Chairperson(s): S. Sossalla (Kiel, DE); J.R. Gonzalez Juanatey (Santiago de Compostela, ES)

16:30	<b>Critical signalling and reverse remodelling in myocardial hypertrophy.</b>	4182
	– J. Backs (Heidelberg, DE)	
16:52	<b>Reverse electrical remodelling in atrial fibrillation.</b>	4183
	– S. Verheule (Maastricht, NL)	
17:15	<b>Reverse remodelling of the failing heart.</b>	4184
	– A.R. Lyon (London, UK)	
17:37	<b>Reversing remodelling in advanced heart failure using ventricular assist device (LVAD) support.</b>	4185
	– D. Burkhoff (New York, US)	



Symposium



16:30–18:00 | Michelangelo - The Hub

**ARRHYTHMIAS – CALL THE ELECTRICIAN!**

Clinical Cases

- Chairperson(s): E. De Maria (Carpi, IT); To be announced
- 16:30 **A rare case of atrioventricular nodal re-entry tachycardia triggered by ventricular tachycardia.** 4186  
– A. Battaglia (Candiolo, IT)
- 16:42 **WPW or no WPW syndrome: concealed right bundle branch block by a bundle of Kent in a patient with Ebstein anomaly.** 4187  
– A.H.J. Staal (Nijmegen, NL)
- 16:55 **Cold versus heat in the management of refractory inappropriate sinus tachycardia.** 4188  
– G. Peretto (Milan, IT)
- 17:08 **Aborted sudden cardiac death in an adult with ALCAPA: late was not too late.** 4189  
– M. Passos da Silva (Vila Praia de Ancora, PT)
- 17:21 **A right ventricular outflow tract focus triggering tachycardiomyopathy in a peripartum patient exposed to radiation and chemotherapy.** 4190  
– S. Gili (Turin, IT)
- 17:34 **The left atrial roof - mimic of incessant pulmonary vein tachycardia.** 4191  
– A.C. Lee (Brisbane, AU)
- 17:47 **Electroanatomical high density mapping of different tachycardias in the right atrium after heart transplantation.** 4192  
– A. Schratler (Vienna, AT)

16:30–18:00 | Baku - Village 1

**CARDIOPROTECTION**

Advances in Science

- Chairperson(s): D. Garcia-Dorado (Barcelona, ES); H.E. Botker (Aarhus, DK)
- 16:30 **State of the Art in cardioprotection.** 4193  
– D.J. Hausenloy (Singapore, SG)
- 16:48 **Remote ischemic conditioning results in oxidative stress reduction and nitrate- nitrite- nitric oxide pathway activation in acute myocardial infarction patients.** 4194  
– I. Ikonomidis, D. Vlastos, I. Andreadou, P. Efentakis, M. Varoudi, G. Pavlidis, G. Makavos, S. Vlachos, D. Mpenas, H. Triantafyllidi, E. Seitanidi, E.K. Iliodromitis, J. Lekakis (Athens, GR)
- 17:06 **Novel nanoparticle-mediated medicine for myocardial ischemia-reperfusion injury simultaneously targeting mitochondrial injury and myocardial inflammation.** 4195  
– G. Ikeda, T. Matoba, A. Ishikita, K. Nakano, K. Egashira (Fukuoka, JP)
- 17:24 **Capillary pericytes contribute to coronary no-reflow following myocardial infarction and reperfusion.** 4196  
– M. Hammond-Haley, S. Mastitskaya, F. O'Farrell, D. Attwell (London, UK)
- 17:42 **Future direction for research in cardioprotection.** 4197  
– H.E. Botker (Aarhus, DK)

16:30–18:00 | Nicosia - Village 1

**NON-CODING RNAS AND THE CONTROL OF NEOINTIMA FORMATION**

Advances in Science

- Chairperson(s): D. Sedding (Hannover, DE); S. Kownator (Thionville, FR)
- 16:30 **State of the Art in non-coding RNAs and the control of neointima formation.** 4198  
– C. Indolfi (Catanzaro, IT)
- 16:48 **Intercellular transfer of miR-126-3p by endothelial microparticles reduces VSMC proliferation and limits neointima formation by inhibiting LRP6.** 4199  
– F. Jansen, T. Stumpf, A. Flender, T. Schmitz, G. Nickenig, N. Werner (Bonn, DE)
- 17:06 **Inhibition of microRNA-100 enhances neointima formation following carotid injury in mice by diminishing the expression of contractile marker proteins in vascular smooth muscle cells.** 4200  
– F. Pankratz, M. Bach, C. Jaenich, C. Bode, S. Grundmann (Freiburg, DE)
- 17:24 **Local inhibition of microRNA 146a using a clinically applicable approach attenuates neointima formation.** 4201  
– L. Korte, R. Widmer-Teske, K. Donde, J. Dutzmann, J.M. Daniel, J. Bauersachs, D.G. Sedding (Hannover and Giessen, DE)
- 17:42 **Future direction for research in non-coding RNAs and the control of neointima formation.** 4202  
– C. Emanuelli (Bristol, UK)

16:30–18:00 | Sarajevo - Village 2

REGISTRIES CORONARY ARTERY DISEASE, STROKE AND INTERVENTION		Registry Session
Chairperson(s): E.M. Antman (Boston, US); L. Bolognese (Arezzo, IT)		
16:30	<b>SWEDHEART: Stent thrombosis and all-cause mortality in bivalirudin and heparin treated ST-elevation myocardial infarction patients undergoing primary percutaneous intervention.</b> – A. Grimfjard (Västerås, SE)	4203
16:45	<b>Feasibility and safety of direct catheter-based thrombectomy in the treatment of acute ischemic stroke. Prospective registry PRAGUE-16.</b> – P. Widimsky (Prague, CZ)	4204
17:00	<b>Quality Indicators for Acute Myocardial Infarction: rate of implementation and relation with 3 year survival. A study using data from the nationwide FAST-MI 2005 and FAST-MI 2010 registries.</b> – F. Schiele (Besançon, FR)	4205
17:15	<b>ADVANCE CRT.</b> – N. Varma (Cleveland, US)	4206
17:30	<b>ELECTRa (European Lead Extraction CONTRolled) Registry: a deeper snapshot on transvenous lead extraction in Europe.</b> – M.G. Bongiorno (Pisa, IT)	4207
17:45	<b>Two year prospective follow up of patients treated with dabigatran etexilate for stroke prevention in non-valvular atrial fibrillation: The GLORIA-AF Registry.</b> – M.V. Huisman (Leiden, NL)	4208

16:30–18:00 | Cairo - Village 3

IMPROVING HYPERTENSION MANAGEMENT IN LOW AND MIDDLE INCOME COUNTRIES: LOW HANGING FRUIT FOR HELPING REACH THE 25 X 25 NCD TARGETS		Symposium
Joint with the International Society of Hypertension		
Chairperson(s): R. Touyz (Glasgow, UK); A. Coca (Barcelona, ES)		
16:30	<b>Hypertension research and service delivery – Piggy backing on HIV infrastructure.</b> – D. Prabhakaran (New Delhi, IN)	4209
16:52	<b>World Heart Federation (WHF) Roadmap/Lack of ethnic-specific data on hypertension.</b> – N.R. Poulter (London, UK)	4210
17:15	<b>Population salt restriction – Will it work?</b> – J.M. Polonia (Matosinhos, PT)	4211
17:37	<b>Treatment versus prevention in developing countries, thinking beyond 2025.</b> – A.E. Schutte (Potchefstroom, ZA)	4212

16:30–18:00 | Yerevan - Village 3

STILL LEARNING OF DAPT: CLOPIDOGREL OUT OF THE GAME?		Advances in Science
Chairperson(s): H. Drexel (Feldkirch, AT); B.S. Lewis (Haifa, IL)		
16:30	<b>State of the Art in Clopidogrel response in clinical practice.</b> – A. Witkowski (Warsaw, PL)	4213
16:48	<b>Results of genotype guided antiplatelet therapy in patients undergone percutaneous coronary intervention with stent.</b> – J.G. Sanchez Ramos, C.L. Davila Fajardo, P. Toledo Frias, X. Diaz Villamarin, L.J. Martinez-Gonzalez, S. Martinez Huertas, F. Burillo Gomez, J. Cabellero Borrego, A. Bautista Pavez, M.C. Marin Guzman, J.A. Ramirez Hernandez, C. Correa Vilches, J. Cabeza Barrera (Granada, ES)	4214
17:06	<b>Clopidogrel resistance detection through ADP induced aggregometry with specific PGE1 inhibitor.</b> – F. Kovacic, J. Precek, O. Moravec, M. Taborsky, M. Hutyra, J. Ulehlova, V. Krocova, A. Hlusi, L. Slavik (Olomouc, CZ)	4215
17:24	<b>Recommendations and levels of evidence underlying the current guidelines of the European Society of Cardiology.</b> – D. Caldeira, J. Almeida, F.J. Pinto, J.J. Ferreira (Lisbon, PT)	4216
17:42	<b>Future direction for research in Clopidogrel's use in day to day clinical practice.</b> – D. Sibbing (Munich, DE)	4217

16:30–18:00 | Berlin - Village 4



**THERAPEUTIC DILEMMAS IN SYNCOPE**

Case-based Symposium

Chairperson(s): R. Asteggiano (Turin, IT); D. Hachul (São Paulo, BR)

- 16:30 **Young patients with recurrent syncope, vasodepression and long pauses: to pace or not to pace? - Clinical case.** 4218  
– G. Baron Esquivias (Sevilla, ES)
- 16:50 **Young patients with recurrent syncope, vasodepression and long pauses: to pace or not to pace? - Panel discussion and questions from the audience.** 4219  
– M. Brignole (Lavagna, IT), A. Fanciulli (Innsbruck, AT), R. Sutton (Monte Carlo, MC)
- 17:05 **Syncope in hypertensive patients with Parkinson. To treat hypertension or syncope? - Clinical case.** 4220  
– M. Hamdan (Madison, US)
- 17:25 **Syncope in hypertensive patients with Parkinson. To treat hypertension or syncope? - Panel discussion and questions from the audience.** 4221  
– M. Brignole (Lavagna, IT), A. Fanciulli (Innsbruck, AT), R. Sutton (Monte Carlo, MC)
- 17:40 **Syncope treatment: what do the Guidelines say? - State of the Art.** 4222  
– A. Moya I Mitjans (Barcelona, ES)

16:30–18:00 | Minsk - Village 4

Focus on China



**ATRIAL FIBRILLATION**

Symposium

Joint with the Chinese Society of Cardiology

Chairperson(s): S. Boveda (Toulouse, FR); D. Huang (Chengdu, CN)

- 16:30 **Non valvular atrial fibrillation: what's that?** 4223  
– A.J. Camm (London, UK)
- 16:52 **Patients with a CHAD2-VASC score 1: anticoagulation or not?** 4224  
– X. Liu (Beijing, CN)
- 17:15 **Anticoagulation and duration of atrial fibrillation episodes.** 4225  
– J.-Y. Le Heuzey (Paris, FR)
- 17:37 **Atrial fibrosis and atrial fibrillation.** 4226  
– M. Chen (Jiangsu, CN)

16:30–18:00 | Athens - Village 5

**MANAGEMENT OF ACUTE CORONARY SYNDROMES PATIENTS IN CARDIOGENIC SHOCK**

Symposium

Chairperson(s): C. Hassager (Copenhagen, DK); S. Mishra (New Delhi, IN)

- 16:30 **Complete revascularisation as gold standard.** 4227  
– H. Thiele (Lübeck, DE)
- 16:52 **Role of percutaneous mechanical circulatory support.** 4228  
– S. Price (London, UK)
- 17:15 **When and who to refer for implantable assist devices.** 4229  
– P. Vranckx (Hasselt, BE)
- 17:37 **When and who to refer for cardiac transplantation.** 4230  
– P. Leprince (Paris, FR)

16:30–18:00 | Copenhagen - Village 5

**THE CHANGING FACE OF CARDIOPULMONARY RESUSCITATION**

Advances in Science

Chairperson(s): B. Bartlett (Palmwoods, AU); M. Noc (Ljubljana, SI)

- 16:30 **State of the Art in cardiopulmonary resuscitation.** 4231  
– J. Stepinska (Warsaw, PL)
- 16:48 **Distance to invasive heart centre, performance of acute coronary angiography and angioplasty and associated outcome in out-of-hospital cardiac arrest: a nationwide study.** 4232  
– T. Tranberg, F. Lippert, E.F. Christensen, C. Stengaard, J. Hjort, J.F. Lassen, F. Petersen, J.S. Jensen, A.C. Bæck, L. Okkels, J. Ravkilde, H.E. Boetker, C.J. Terkelsen (Aarhus, Copenhagen, Gentofte, Odense and Aalborg, DK)
- 17:06 **A systematic review and meta-analysis on extracorporeal membrane oxygenation in patients with acute myocardial infarction complicated by cardiogenic shock or with cardiac arrest.** 4233  
– D.M. Ouweneel, J.V. Schotborgh, K.D. Sjauw, C.E.J. Limpens, W. Lagrand, J.P.S. Henriques (Amsterdam, NL)
- 17:24 **Prognostic impact of no-flow time, time from cardiac arrest to beginning of basic life support, on 30-day neurological outcomes in patients received extracorporeal cardiopulmonary resuscitation.** 4234  
– N. Murakami, N. Kokubu, N. Nagano, J. Nishida, K. Tsuchihashi, E. Narimatsu, T. Miura (Sapporo, JP)
- 17:42 **Future direction for research in cardiopulmonary resuscitation.** 4235  
– T. Quinn (London, UK)



**16:30–18:00 | Budapest - Village 6**

**MOBILE HEALTH FOR CARDIAC MONITORING**

Advances in Science

Chairperson(s): L. Burke (Pittsburgh, US); E.G. Caiani (Milan, IT)

- 16:30 **State of the Art in m-health for cardiac monitoring.** 4236  
 – E.T. van der Velde (Leiden, NL)
- 16:48 **Detecting atrial fibrillation via existing smartphones without any add-ons.** 4237  
 – T. Koivisto, O. Lahdenoja, T. Humanen, T. Knuutila, T. Vasankari, T. Kiviniemi, A. Saraste, J. Airaksinen, M. Pankaala (Turku, FI)
- 17:06 **Comparative analysis of a 4-lead portable smartphone-based versus standard 12-lead electrocardiograph for cardiovascular screening in low-income settings.** 4238  
 – N. Maurizi, J.F. Imberti, A. Faragli, M. Targetti, K. Baldini, A. Sall, A. Cisse, F. Gigli Berzolari, P. Borrelli, F. Avvantaggiato, S. Perlini, N. Marchionni, F. Cecchi, G.B. Parigi, I. Olivotto (Florence and Pavia, IT)
- 17:24 **Translation of home-based m-health cardiac rehabilitation in real practice.** 4239  
 – M. Varnfield, J. Alcorn, S. Parker, M. Karunanithi (Brisbane and Ipswich, AU)
- 17:42 **Future direction for research in m-health for cardiac monitoring.** 4240  
 – M.R. Cowie (London, UK)

**16:30–18:00 | Tbilisi - Village 6**

**CORONARY CTA BEYOND THE LUMEN**

Advances in Science

Chairperson(s): R. Lautamaki (Turku, FI); A.J.H.A. Scholte (Leiden, NL)

- 16:30 **State of the Art in coronary CTA - More than anatomy.** 4241  
 – P.A. Kaufmann (Zurich, CH)
- 16:48 **CT derived coronary plaque burden and morphology are associated with impaired myocardial perfusion using [15O]H<sub>2</sub>O PET independent of luminal obstruction.** 4242  
 – R.S. Driessen, W.J. Stuijzand, I. Danad, P.G.H.M. Raijmakers, J.K. Min, J.A. Leipsic, M.C. Huisman, A.A. Lammertsma, A.C. Van Rossum, N. Van Royen, P. Knaapen (Amsterdam, NL; New York, US; Vancouver, CA)
- 17:06 **The high-risk plaque criteria LAP <60HU and napkin-ring-sign by coronary computed tomography angiography (CTA) are powerful major adverse cardiac event predictors: a long-term follow-up study.** 4243  
 – F. Plank, J. Kerber, W. Dichtl, G. Friedrich, R. Kirchmair, G.M. Feuchtnr (Innsbruck, AT)
- 17:24 **Coronary CT angiography characteristics of OCT-defined thin-cap fibroatheroma: section-to-section comparison study.** 4244  
 – Y.H. Kim, D.H. Yang, S.J. Kang, H.J. Koo, M.O. Chang, T.H. Lim, J.M. Ahn, D.W. Park, S.W. Lee, C.W. Lee, S.W. Park, S.J. Park (Seoul, KR)
- 17:42 **Future direction for research in plaque imaging - Does CTA have a role?** 4245  
 – P. Maurovich-Horvat (Budapest, HU)

**16:30–18:00 | Paris - Village 7**

**IMPROVING SECONDARY PREVENTION OF ATHEROSCLEROTIC DISEASE**

Symposium

**Joint with the International Society of Cardiovascular Pharmacotherapy**

Chairperson(s): S. Agewall (Oslo, NO); F. Martinez (Córdoba, AR)

- 16:30 **Usually statins and ezetimibe are enough.** 4246  
 – P.G. Steg (Paris, FR)
- 16:52 **New concept with PCSK9 inhibitors.** 4247  
 – G.-A. Dan (Bucharest, RO)
- 17:15 **Lipid lowering in kidney disease. What to do? What to avoid?** 4248  
 – S.J. Nicholls (Adelaide, AU)
- 17:37 **Lipids lowering in diabetics. What is the best way?** 4249  
 – F. Van de Werf (Leuven, BE)

16:30–18:00 | Reykjavik - Village 7

**CARDIOBESITY: FROM PARADOX TO PARADIGM?**

Advances in Science

Chairperson(s): R. Pop-busui (Ann Arbor, US); D. Gaita (Timisoara, RO)

- 16:30 **State of the Art in cardiobesity.** 4250  
 – L. Sperling (Atlanta, US)
- 16:48 **Influence of body-mass index and fat distribution on risk of mortality and cardiovascular events in patients with cerebrovascular disease.** 4251  
 – N.E.M. Jaspers, Y. Van Der Graaf, F.L.J. Visseren (Utrecht, NL)
- 17:06 **Impact of body mass index and nutritional status on cardiovascular outcomes in patients with stable coronary artery disease.** 4252  
 – A. Kunimura, H. Ishii, K. Harada, K. Hirayama, Y. Shibata, K. Kawashima, Y. Tatami, T. Kawamiya, D. Yamamoto, S. Suzuki, T. Amano, T. Murohara (Nagoya, JP)
- 17:24 **The Obesity Paradox in patients with non-valvular atrial fibrillation: observations from the SPORTIF trials.** 4253  
 – M. Proietti, D.A. Lane, G.Y.H. Lip (Birmingham, UK)
- 17:42 **Future direction for research in cardiobesity.** 4254  
 – W. Doehner (Berlin, DE)

16:30–18:00 | Brussels - Village 8

Focus on Argentina



**FROM GUIDELINES IMPLEMENTATION TO NEW THERAPIES IN HEART FAILURE**

Symposium

**Joint with the Argentine Society of Cardiology**

Chairperson(s): C. Belziti (Buenos Aires, AR); R. Ferrari (Ferrara, IT)

- 16:30 **Heart failure registries in Argentina.** 4255  
 – E. Fairman (Buenos Aires, AR)
- 16:52 **Heart failure registries in Europe.** 4256  
 – M.G. Crespo-Leiro (La Coruña, ES)
- 17:15 **Compliance with heart failure Guidelines.** 4257  
 – M. Diez (Buenos Aires, AR)
- 17:37 **Exercise for chronic heart failure.** 4258  
 – M.F. Piepoli (Piacenza, IT)

16:30–18:00 | Tallinn - Village 8

**HEART FAILURE WITH PRESERVED EJECTION FRACTION**

Advances in Science

Chairperson(s): P.N. Marino (Novara, IT); S. Solomon (Boston, US)

- 16:30 **State of the Art in heart failure with preserved ejection fraction.** 4259  
 – J.K. Oh (Rochester, US)
- 16:48 **A simple, fast and reproducible echocardiographic approach to grade left ventricular diastolic function.** 4260  
 – B.M. Van Dalen, M. Strachinaru, J. Van Der Swaluw, M.L. Geleijnse (Rotterdam, NL)
- 17:06 **Peak left atrial strain is determined by left ventricular systolic function and filling pressure.** 4261  
 – O.S. Andersen, E.W. Gude, H. Skulstad, K. Broch, A.K. Andreassen, O.A. Smiseth, E.W. Remme (Oslo, NO)
- 17:24 **Finerenone improves diastolic function in a preclinical model of type-2 diabetes mellitus.** 4262  
 – P. Mulder, J. Barrera-Chimal, S. El Moghrabi, P. Kolkhof, A. Ouvrard-Pascaud, F. Jaisser (Rouen and Paris, FR; Wuppertal, DE)
- 17:42 **Future direction for research in heart failure with preserved ejection fraction.** 4263  
 – C. Tschoepe (Berlin, DE)

16:30–18:00 | Prague - Village 9

**LATE COMPLICATIONS OF ACUTE PULMONARY EMBOLISM**

Symposium

**Joint with the European Respiratory Society**

Chairperson(s): M. Humbert (Le Kremlin-Bicêtre, FR); S.V. Konstantinides (Mainz, DE)

- 16:30 **Diagnostic work up of persisting symptoms after acute pulmonary embolism.** 4264  
 – M. Delcroix (Leuven, BE)
- 16:52 **Persisting dyspnoea without pulmonary hypertension after acute pulmonary embolism.** 4265  
 – J. Pepke-Zaba (Cambridge, UK)
- 17:15 **Current treatment of chronic thromboembolic pulmonary hypertension.** 4266  
 – I.M. Lang (Vienna, AT)
- 17:37 **Late cardiovascular events after pulmonary embolism.** 4267  
 – W. Ageno (Varese, IT)

16:30–18:00 | Vienne - Village 9

**AORTIC VALVE INTERVENTIONS: A REVOLUTION?**

Advances in Science

Chairperson(s): S.R. Kapadia (Cleveland, US); T.E. David (Toronto, CA)

- |       |   |      |
|-------|---|------|
| 16:30 | <b>State of the Art in transcatheter aortic valves.</b><br>– H. Eltchaninoff (Rouen, FR)  | 4268 |
| 16:48 | <b>In-hospital outcome of surgical low risk patients after TAVI compared to cardiac surgery - a case control analysis of all patients in Germany 2014.</b><br>– K.P. Bestehorn, C. Frerker, E. Fleck, M. Bestehorn, K.H. Kuck (Dresden, Hamburg, Berlin and Ebenhausen, DE)   | 4269 |
| 17:06 | <b>Mortality trends in low-, intermediate- and high-risk patients undergoing transcatheter aortic valve implantation: real-world experience from a single high-volume center.</b><br>– M. Spaziano, A. Roy, F. Sawaya, A. Neylon, T. Hovasse, H. Benamer, T. Untersee, P. Garot, T. Lefevre, B. Chevalier (Massy, FR) | 4270 |
| 17:24 | <b>Single center long-term results after aortic valve-sparing operation (David procedure) in over 500 patients.</b><br>– M. Shrestha, E. Beckmann, K.T. Kaufeld, F. Fleissner, H. Krueger, J. Pertz, J. Umringer, C. Bara, F. Abd Alhadi, W. Harringer, M. Karck, A. Haverich, A. Martens (Hannover, DE)              | 4271 |
| 17:42 | <b>Future direction for research in aortic valve surgery.</b><br>– H.S. Schafers (Homburg, DE)  | 4272 |

16:30–18:00 | Zagreb - Village 9

**CHANGING GLOBAL BURDEN OF VALVE DISEASE  
Joint with the Mexican Society of Cardiology (MSC)**

Symposium

Chairperson(s): E. Alexanderson Rosas (Mexico City, MX); L. Perez De Isla (Madrid, ES)

- |       |   |      |
|-------|---|------|
| 16:30 | <b>Current state of rheumatic valve disease.</b><br>– M. Lopez (Mexico City, MX)      | 4273 |
| 16:52 | <b>The epidemic of degenerative valve disease.</b><br>– B.D. Prendergast (London, UK) | 4274 |
| 17:15 | <b>The role of echocardiography.</b><br>– Z.Y. Vasquez-Ortiz (Distrito Federal, MX)   | 4275 |
| 17:37 | <b>Which valve for which patient.</b><br>– N. Ajmone Marsan (Leiden, NL)              | 4276 |

16:30–18:00 | Agora 1 - Poster Area

ENDOTHELIAL CELLS

Rapid Fire Abstract

Chairperson(s): K. Maemura (Nagasaki, JP); J.D. Pearson (London, UK)

- 16:30 **Dysfunctional endothelial primary cilia promote cardiac fibrosis by enhancing endothelial to mesenchymal transition.** 4277  
 – K.K. Singh, Y. Pan, A. Quan, J.W. Yau, J.-F. Desjardins, T.G. Parker, M. Al-Omran, S. Verma (Toronto, CA)
- 16:39 **Oxidative stress-induced miR-200c disrupts the regulatory loop among SIRT1, FOXO1 and eNOS, causing endothelial dysfunction.** 4278  
 – A. Magenta, F. Carlomosti, M. D'Agostino, S. Beji, G. Zaccagnini, B. Maimone, V. Di Stefano, F. De Santa, S. Cordisco, A. Antonini, R. Ciarpica, E. Dellambra, F. Martelli, D. Avitabile, M.C. Capogrossi (Rome, San Donato Milanese and Milan, IT)
- 16:48 **Reducing NOX2-derived reactive oxygen species enhances endothelial cell migration and vascular repair in the context of endothelium-specific insulin resistance.** 4279  
 – N. Ali, N. Yuldasheva, A. Sengupta, P. Patel, J. Smith, A. Walker, A. Skromna, N. Makava, S. Galloway, A. Aziz, B. Mercer, S. Wheatcroft, M. Kearney, R. Cubbon (Leeds and Birmingham, UK)
- 16:57 **Improved endothelial function in transglutaminase-2 knockout mice treated with angiotensin II.** 4280  
 – C. Savoia, S. Chiandotto, E. Arrabito, C. Nicoletti, R. Carletti, C. Di Gioia, M. Volpe (Rome, IT)
- 17:06 **The microRNA miR-483-3p affects vascular response to injury by promoting endothelial cell apoptosis.** 4281  
 – K. Kuschnerus, M.F. Mueller, S. Briand, F. Paneni, T.F. Luescher, N. Kraenkel, U. Landmesser (Berlin, DE; Zurich, CH; Stockholm, SE)
- 17:15 **Absence of endothelial tumor suppressor p53 in mice prevents the enhanced venous thrombus formation and delayed thrombus resolution observed with age.** 4282  
 – T. Bauer, A. Mann, T. Schoenfelder, L. Huenig, S. Konstantinides, T. Muenzel, P. Wenzel, K. Schaefer (Mainz, DE)
- 17:24 **Deficiency of protease-activated receptor 1 and 2 reduce the progression of experimental pulmonary hypertension in mice.** 4283  
 – C. Joseph, E.M. Berghausen, M. Vantler, S. Baldus, S. Rosenkranz (Cologne, DE)
- 17:33 **Novel nanosystems to combat atherosclerosis: Functional effects on human endothelial and monocytic cells.** 4284  
 – I. Cicha, J. Matuszak, M. Juenet, C. Chauvierre, I. Texier, G. Almer, R. Prassl, J. Metselaar, L. Dezi, R. Urbanics, J. Szebeni, C. Alexiou, H. Mangge, D. Letourneur (Erlangen, DE; Paris and Grenoble, FR; Graz, AT; Enschede, NL; Budapest, HU)
- 17:42 **Benefit of finerenone in renal ischemia/reperfusion injury: mandatory role of the vascular smooth muscle mineralocorticoid receptor.** 4285  
 – J. Barrera-Chimal, G. Andre-Gregoire, A. Le Mercier, S. Prince, P. Kolkhof, F. Jaisser (Paris, FR; Wuppertal, DE)
- 17:51 **STAT3 in vascular smooth muscle cells protects aorta from dissection by reinforcing extracellular matrix.** 4286  
 – S. Hirakata, H. Aoki, M. Nishihara, S. Ohno, A. Furusho, N. Nishida, S. Ito, M. Hayashi, H. Tanaka, Y. Fukumoto (Kurume, JP)

16:30–18:00 | Agora 2 - Poster Area

STEM CELLS AND CELL THERAPY

Rapid Fire Abstract

Chairperson(s): R. Madonna (Chieti, IT); P. Menasche (Paris, FR)

- 16:30 **Susceptibility to induced ventricular tachycardias increases with time after transplantation of induced pluripotent stem cell-derived cardiomyocytes into infarcted mouse hearts.** 4287  
 – G. Peinkofer, A. Klinke, M. Maass, K. Urban, M. Lange, T. Saric, J. Mueller-Ehmsen, S. Baldus, J. Hescheler, M. Halbach (Cologne and Hamburg, DE)
- 16:39 **Flecainide suppresses an arrhythmogenic substrate in Andersen-Tawil syndrome-induced pluripotent stem cell-derived cardiomyocytes.** 4288  
 – Y. Kuroda, S. Yuasa, Y. Watanabe, S. Ito, T. Egashira, T. Seki, Y. Aizawa, T. Hattori, S. Okata, A. Tanaka, H. Horigome, N. Kokubun, M. Horie, K. Kamiya, K. Fukuda (Shizuoka, Tokyo, Hamamatsu, Otsu, Tsukuba, Tochigi and Nagoya, JP)
- 16:48 **Atrial & ventricular cardiac progenitor cells from the same heart show differential characteristics for cardiac regeneration but are superior to the endothelial progenitor cells from the same patient.** 4289  
 – P. Dixit, H. Donnelly, M. Edamatsu, I. Galvin, R. Bunton, R.G. Katare (Dunedin, NZ)
- 16:57 **Transplantation of adipose mesenchymal cells overexpressing telomerase and myocardin preserved cardiac function and promoted tissue repair in murine myocardial infarction.** 4290  
 – R. Madonna, D. Taylor, P. Lyubomir, A. Gobin, Y.J. Geng, P. Ferdinandy, R. De Caterina, M. Cabriera, E. Perin, J.T. Willerson (Houston, US; Budapest, HU; Chieti, IT)
- 17:06 **The heart has a constant and significant cardiomyocyte replacement rate by endogenous cardiac stem cells in the adult life.** 4291  
 – E. Cianflone, F. Marino, M. Scalise, I. Aquila, C. Vicinanza, T. Mancuso, A. Filardo, I. Garcia-Ramirez, C. Indolfi, I. Sanchez Garcia, D. Torella (Catanzaro, IT; Salamanca, ES)
- 17:15 **c-kit/CreERT2 knock-in allele does not efficiently fate-track c-kit positive resident cardiac stem cells and impairs their regenerative potential.** 4292  
 – I. Aquila, C. Vicinanza, M. Scalise, F. Marino, E. Cianflone, T. Mancuso, A. Filardo, C. Indolfi, B. Nadal-Ginard, D. Torella (Catanzaro, IT; London, UK)
- 17:24 **Selective loss of adult cardiomyocytes is replenished by new endogenous cardiomyocyte formation in the presence of a patent coronary circulation.** 4293  
 – F. Marino, I. Aquila, T. Mancuso, E. Cianflone, M. Scalise, C. Vicinanza, A. Filardo, V. Mollace, C. Indolfi, B. Nadal-Ginard, D. Torella (Catanzaro, IT; London, UK)
- 17:33 **Usefulness of granulocyte colony-stimulating factor in patients with a large anterior wall acute myocardial infarction to prevent left ventricular remodeling (the RIGENERA trial): 10 years follow-up.** 4294  
 – D. D'Amario, A.M. Leone, F. Cannata, F. Graziani, E. Basile, F. Cobiainchi Bellisari, A.G. Rebuzzi, F. Crea (Rome, IT)
- 17:42 **A patient-specific iPS model for Holt-Oram Syndrome reveals TBX5-dependent dysregulation of down-stream targets.** 4295  
 – H. Lahm, M. Dressen, K. Wolf, J. Cleuziou, P. Schoen, S. Doppler, M.-A. Deutsch, R. Lange, M. Krane (Munich, DE)
- 17:51 **Mesenchymal stem cells grown under chronic hypoxia traffic to regions of myocardial infarction, suppress splenic natural killer cells, and attenuate adverse remodeling in mice with large acute MI.** 4296  
 – M. Lipinski, D. Luger, P.C. Westman, D.K. Glover, J. Dimastromatteo, J.C. Frias, M.T. Albelda, S. Sikora, R. Waksman, S.E. Epstein (Washington, Charlottesville and San Diego, US; Valencia, ES)

14:00–18:00 | Best poster screen - Poster Area

**BEST POSTERS SESSION 5**

Best Posters

Discussant intervention 15:35–16:25

Best Posters are on display from 14:00 to 18:00 on the Best Poster plasma screen of the related topic. During the viewing time (15:35–16:25), a discussant will visit the presenters to animate discussions, the screen will be shared in 4 parts and each poster will take, in turns, full screen to allow time for Poster discussion.

**BEST POSTERS IN CMR**

- Discussant: Best Posters in CMR.** P4297  
– V.M. Ferreira (Oxford, UK)
- Beneficial myocardial remodelling after TAVI as assessed by T2 mapping CMR.** P4298  
– M. Gastl, V. Veulemans, S. Haberkorn, P. Behm, C. Jacoby, T. Zeus, M. Kelm, F. Boenner (Düsseldorf, DE)
- Relation of inflammatory markers with myocardial and microvascular injury in patients with reperfused ST-elevation myocardial infarction.** P4299  
– M. Reindl, S.J. Reinstadler, H.-J. Feistritzer, G. Klug, J. Mair, A. Mayr, W. Jaschke, B. Metzler (Innsbruck, AT)
- Efficacy of percutaneous transluminal pulmonary angioplasty on right ventricular function.** P4300  
– Y. Nishina, T. Inami, M. Kataoka, H. Ishiguro, H. Shigeta, H. Kikuchi, K. Fukushi, H. Miura, H. Yoshino, T. Satoh (Tokyo, JP)
- Long-term prognostic value of left ventricular dyssynchrony as assessed by cardiac magnetic resonance feature-tracking imaging after a first ST-segment elevation myocardial infarction.** P4301  
– G. Nucifora, D. Muser, C. Tioni, D. Zanuttini, G. Bernardi, G. Morocutti, L. Spedicato, J. Selvanayagam, A. Proclemer (Adelaide, AU; Udine, IT)

**BEST POSTERS IN DIAGNOSTICS IN HYPERTENSION**

- Discussant: Best Posters in diagnostics in hypertension.** P4302  
– M. Dorobantu (Slatina, RO)
- Ten-year prognostic significance of QTc dispersion, dispersion of QTc-peak interval and T-peak to T-end interval in patients with arterial hypertension and left ventricular hypertrophy.** P4303  
– D. Djordjevic, I. Tasic, S. Kostic, M. Lovic, B. Stamenkovic, D. Lovic (Niš, RS)
- Patterns of renal and cardiac haemodynamics in symptomatic essential hypertensiones.** P4304  
– K. Kintis, C. Tsioufis, K. Dimitriadis, D. Konstantinidis, T. Kalos, A. Kasiakogias, N. Magkas, G. Sklavou, G. Bazoukis, K. Kyriazopoulos, S. Patsilinakos, D. Tousoulis (Athens, GR)
- Arterial compliance is associated with target organ damage in hypertensiones.** P4305  
– D. Terentes-Printzios, C. Vlachopoulos, G. Vysoulis, P. Pietri, P. Xaplanteris, M. Abdelrasoul, E. Paschalidis, A. Rigatou, N. Ioakeimidis, D. Tousoulis (Athens, GR)
- Dynamic contrast enhanced ultrasound quantification of renal microcirculation in hypertension.** P4306  
– L. Albusoiu, M. Budau, A. Campeanu (Bucharest, RO)

**BEST POSTERS IN PCI STRATEGIES**

- Discussant: Best Posters in PCI strategies.** P4307  
– G. Stankovic (Belgrade, RS)
- Safety and efficacy of prolonged dual antiplatelet therapy following complex percutaneous coronary artery revascularization with drug-eluting stents.** P4308  
– G. Giustino, A. Chieffo, T. Palmerini, M. Valgimigli, F. Feres, A. Abizaid, M.K. Hong, H.S. Kim, M. Gilard, M.C. Morice, M.B. Leon, D.L. Bhatt, P. Genereux, G.W. Stone, A. Colombo (Milan and Bologna, IT; Bern, CH; São Paulo, BR; Seoul, KR; Brest and Massy, FR; New York and Boston, US)
- Relationship between increasing age, platelet reactivity, and future events after drug-eluting stent percutaneous coronary intervention: the ADAPT-DES study.** P4309  
– I. Mastoris, R. Mehran, T.D. Stuckey, B. Witzentichler, D.C. Metzger, T.D. Henry, D.A. Cox, E.L. Mazzaferri, B.R. Brodie, M.O. Ozan, A.J. Kirtane, G.W. Stone (New York, Greensboro, Kingsport, Los Angeles, Allentown and Columbus, US; Dachau, DE)
- Trends in percutaneous coronary angioplasty (PTCA) in the United States, 2003–2013.** P4310  
– A.R. Tariq, S. Bhatia, A. Mantha (Orange, US)
- Gender difference in chest pain after stenting in patients with coronary artery disease: a patient-level pooled analysis from two large randomized trials.** P4311  
– M.M. Kok, L.C. Van Der Heijden, M.M. Lowik, J.W. Louwerenburg, R. Anthonio, F.H.A.F. De Man, G.C.M. Linssen, M.J. IJzerman, C.J. Doggen, A.H.E.M. Maas, C. Von Birgelen (Enschede, Emmen, Hengelo and Nijmegen, NL)

**BEST POSTERS IN MECHANISMS OF ARRHYTHMIAS**

**Discussant: Best Posters in mechanisms of arrhythmias.** P4312  
 – B.M. Beckmann (Gauting, DE)

**Meta-analyses in >44,000 individuals identify fifteen genetic loci associated with the electrocardiographic P-wave.** P4313

– I.E. Christophersen, J.W. Magnani, X. Yin, J. Barnard, M. Chung, S.A. Lubitz, E.J. Benjamin, P.T. Ellnor (Boston, Framingham and Cleveland, US)

**Clinical characteristics and long-term prognosis of patients with genotype-unknown long-QT syndrome.** P4314

– K. Shimamoto, T. Aiba, K. Ishibashi, T. Kamakura, M. Wada, K. Miyamoto, Y. Inoue-Yamada, H. Okamura, S. Nagase, T. Noda, S. Kamakura, Y. Miyamoto, M. Horie, W. Shimizu, K. Kusano (Suita, Otsu and Tokyo, JP)

**Copy number variations in SCN5A associated with Brugada syndrome.** P4315

– K. Sonoda, S. Ohno, J. Ozawa, M. Hayano, H. Ito, T. Makiyama, M. Horie (Niigata, Shiga and Kyoto, JP)

**Proarrhythmic changes in atrial TASK-1 K<sup>+</sup> channel levels are related to microRNA remodeling in patients with atrial fibrillation and heart failure.** P4316

– C. Schmidt, F. Wiedmann, X. Zhou, A. Ratte, S. Lang, S. Kallenberger, A. Ruhparwar, A. Weymann, M. Karck, M. Borggrefe, H. Katus, D. Thomas (Heidelberg and Mannheim, DE)

**BEST POSTERS IN INTEGRATIVE BIOLOGY**

**Discussant: Best Posters in integrative biology.** P4317  
 – C. Maack (Homburg, DE)

**In vitro real-time imaging of cAMP and in vivo optogenetics support that sympathetic control of heart function occurs through direct neuro-cardiac coupling.** P4318

– M. Mongillo, T. Zaglia, N. Pianca, F. Da Broi, A.P. Plazzo, V. Prando (Padua, IT)

**Zoledronic acid inhibits calcification of aortic valve in an experimental model of aortic valve stenosis.** P4319

– A. Synetos, K. Toutouzas, K. Stathogiannis, G. Benetos, M. Drakopoulou, G. Peskesis, A. Papanikolaou, O. Kaitozis, G. Latsios, G. Agrogiannis, A. Papalois, E. Patsouris, D. Tousoulis (Athens, GR)

**Targeting miR-218 and mi-R34a protects against maladaptive chromatin remodelling and oxidative stress in the diabetic heart.** P4320

– S. Costantino, F. Paneni, K. Mitchell, L. Berrino, C. Schwarzwald, M. Volpe, T.F. Luscher, F. Cosentino (Stockholm, SE; Zurich, CH; Naples and Rome, IT)

**Effects of selective carotid body stimulation in humans.** P4321

– S. Tubek, J. Kreicki, K. Reczuch, P. Niewinski, Z. Engelman, D. Janczak, W. Banasiak, P. Ponikowski (Wroclaw, PL; Los Altos, US)

**BEST POSTERS IN HEART FAILURE METABOLISM**

**Discussant: Best Posters in heart failure metabolism.** P4322  
 – A. Sandek (Göttingen, DE)

**Skeletal muscle status and its prognostic role in men with heart failure with reduced ejection fraction.** P4323

– G. Loncar, B. Bozic, S. Von Haehling, H.D. Dungen, N. Cvetinovic, N. Prodanovic, M. Lainscak, A. Arandjelovic, Z. Radojicic, V. Cvorovic, V. Popovic (Belgrade, RS; Göttingen and Berlin, DE; Celje and Ljubljana, SI)

**Prognostic value of simple frailty screening tools in patients with acute heart failure.** P4324

– S. Sze, J. Zhang, P. Pellicori, A. Hoye, A.L. Clark (Hull, UK)

**Preserved exercise capacity in experimental heart failure by selective optogenetic recruitment of c-fibre vagal motor fibres.** P4325

– S. Mastitskaya, A. Machhada, P. Hosford, S. Kasparov, A.G. Ramage, A.V. Gourine (London and Bristol, UK)

**Cholesterol homeostasis as a maker of early diagnosis of abdominal organs impairments in patients with non-ischemic dilated cardiomyopathy.** P4326

– A. Sawamura, T. Okumura, H. Hiraiwa, S. Aoki, T. Kondo, T. Ichii, N. Watanabe, N. Kano, K. Fukaya, K. Furusawa, R. Morimoto, Y. Bando, T. Murohara (Nagoya, JP)

**BEST POSTERS IN IN TRANSFORMING UNDERSTANDING OF THE ELDERLY WITH CARDIOVASCULAR DISEASE**

**Discussant: Best Posters in transforming understanding of the elderly with cardiovascular disease.** P4327  
 – S. Noble (Geneva, CH)

**Secondary versus primary stroke prevention in atrial fibrillation - Insights from the community-based darlington atrial fibrillation registry.** P4328

– M. Mazurek, E. Shantsila, D. Lane, A. Wolff, M. Proietti, G.Y. Lip (Zabrze, PL; Birmingham, UK; Chilliwack, CA)

**Predictors of mortality in orthostatic hypotension among ultra-elderly: analysis of 27,031 hospitalizations.** P4329

– S. Mallikethi-Reddy, K. Jagadeesh, A. Briasoulis, R. Brook, L. Afonso, M. Rubenfire, C. Grines (Detroit and Ann Arbor, US)

**Adherence to ESC antithrombotic guidelines improves mortality among Italian elderly AF patients: insights from the REPOSI study.** P4330

– M. Proietti, A. Nobili, V. Raparelli, R. Cangemi, L. Napoleone, S. Basili, P.M. Mannucci, G.Y.H. Lip (Birmingham, UK; Milan and Rome, IT)

**Impact of patients age on procedure costs and length of hospital stay in invasive cardiology - limitations of a drg-based payment system.** P4331

– G. Plehn, A. Meissner (Bochum, DE)

**BEST POSTERS IN MYOCARDITIS**

**Discussant: Best Posters in myocarditis.** P4332

– C. Chimenti (Rome, IT)

**Incidence of late life-threatening arrhythmias in cardiac sarcoidosis presenting with heart block.** P4333

– H.-K. Nordenswan, J. Lehtonen, J. Raak, M. Kupari (Helsinki, FI)

**Myocardial expression of Toll-like receptor 4 predicts the response to immunosuppressive therapy in patients with virus negative inflammatory cardiomyopathy.** P4334

– C. Chimenti, R. Verardo, F. Scopelliti, C. Grande, M. Alfarano, N. Petrosillo, F. Fedele, A. Frustaci (Rome, IT)

**Utility of plasma and endomyocardial galectin-3 levels to predict cardiac fibrosis and inflammation in patients with newly diagnosed cardiomyopathy.** P4335

– C. Besler, D. Urban, D. Lang, S. Watzka, R. Kandolf, K. Klingel, G. Schuler, V. Adams, P. Lurz (Leipzig and Tübingen, DE)

**Endomyocardial biopsy in patients with no symptoms of myocardial disease except ventricular arrhythmia.** P4336

– V.V. Grokhotova, L.B. Mitrofanova (St. Petersburg, RU)

**BEST POSTERS IN ANTITHROMBOTIC: FROM THE BENCH TO THE BEDSIDE.**

**Discussant: Best Posters in antithrombotic: from the bench to the bedside.** P4337

– G. Vilahur Garcia (Barcelona, ES)

**Composite of platelet receptors genes and cytochrome p450 genes polymorphisms is the possible predictor of cardiovascular events after coronary artery bypass grafting.** P4338

– A. Kosinova, I. Grinshtein, Y. Grinshtein, A. Savchenko, T. Subbotina (Krasnoyarsk, RU)

**Differential microRNAs expression profile in coronary thrombi from patients with no-reflow after primary PCI.** P4339

– S. De Rosa, C. Iaconetti, M.T. Di Martino, G. Ambrosio, S. Sorrentino, A. Polimeni, G. Arabia, C. Filippis, J. Sabatino, C. Spaccarotella, D. Torella, A. Mongiardo, P. Tassone, C. Indolfi (Catanzaro, IT)

**Pro-coagulant activity during exercise testing in patients with coronary artery disease.** P4340

– J. Cwikiel, I. Seljeflot, V. Bratseth, E. Berge, A. Flaa (Oslo, NO)

**A novel score that includes thrombogenicity and central pulse pressure enhances the prediction of long term ischemic outcomes.** P4341

– P.A. Gurbel, K. Bliden, R. Gosain, U. Tantry, H. Kaza, R. Chaudary (Falls Church, US)



Posters are on display from 14:00 to 18:00. Presenters will be by their poster during the coffee break between 15:30 and 16:30 for posters viewing time

**ECHO VENTRICULAR FUNCTION**

- Relationship of left ventricular hypertrophy to vascular events in patients with non-valvular atrial fibrillation: the ARAPACIS study.** P4342  
 – M. Proietti, A.M. Marra, E.J. Tassone, S. Corrao, A.R. Vestri, F. Perticone, G.R. Corazza, S. Basili, G.Y.H. Lip, F. Violi, V. Raparelli (Birmingham, UK; Heidelberg, DE; Catanzaro, Palermo, Rome and Pavia, IT)
- Strain echocardiography predicts early death in ST-elevation myocardial infarction after primary percutaneous coronary intervention.** P4343  
 – H.-Y. Liang, S. Chimed, K.W. Chen (Taichung, TW)
- Right ventricular deformation patterns enables substrate characterization in arrhythmogenic right ventricular cardiomyopathy (ARVC).** P4344  
 – T.P. Mast, A.J. Teske, J. Walmsley, R. Van Es, J.F. Van Der Heijden, T.A. Van Veen, P.A. Doevendans, M.J. Cramer, J. Lumens (Utrecht and Maastricht, NL)
- Global strain improves survival prediction beyond ejection fraction in stable, optimally medicated outpatients with systolic heart failure.** P4345  
 – L. Sargento, A. Simoes, S. Longo, N. Lousada, R. Palma Reis (Lisbon, PT)
- Differences in the regional and global changes in speckle tracking analysis after radiotherapy in the early left-sided versus right-sided breast cancer patients.** P4346  
 – S. Tuohinen, S. Tuohinen, T. Skytta, T. Poutanen, V. Virtanen, P. Kellokumpu-Lehtinen, P. Raatikainen (Tampere and Jyväskylä, FI)
- Validation of incremental value of speckle tracking echocardiography to predict CRT responders.** P4347  
 – Y. Seo, T. Ishizu, A. Sugano, M. Yamamoto, T. Machino-Ohtsuka, K. Aonuma (Ibaraki, JP)
- Left ventricular geometry and cardiopulmonary exercise performance in apparently healthy individuals at cardiovascular risk: an analysis of the EUROEX trial.** P4348  
 – P.L. Laforgia, F. Bandera, G. Generati, M. Pellegrino, E. Alfonzetti, M. Spiess, M. Halle, M. Guazzi (San Donato Milanese, IT; Munich, DE)
- Strain echocardiography demonstrates alterations in left ventricular deformation in preadolescents with previous fetal growth restriction.** P4349  
 – S.I. Sarvari, M. Rodriguez-Lopez, M. Sitges, E. Gratacos, B. Bijmens, F. Crispi (Oslo, NO; Barcelona, ES)
- Prognostic value of echocardiographical diastolic dysfunction parameters in a large population based cohort: a long term (7 year) follow up study.** P4350  
 – A. Turer Cabbar, M.A. Simsek, Y.S. Aydin, O. Ozveren, Z. Kucukdurmaz, O. Kozan, C. Erol, B. Mutlu, M.M. Degertekin (Istanbul, Izmir and Ankara, TR)
- Improvement of arterial stiffness, LV myocardial deformation and endothelial glycocalyx in patients with poorly controlled diabetes mellitus type 2 after optimization of antidiabetic medication.** P4351  
 – I. Ikonomidis, G. Pavlidis, V. Lambadiari, F. Kousathana, H. Triantafyllidi, M. Varoudi, D. Vlastos, A. Frogoudaki, A.R. Vrettou, S. Vlachos, D. Mpenas, G. Dimitriadis, J. Lekakis (Athens, GR)
- Comprehensive cardiopulmonary ultrasound for identification of subclinical cardiopulmonary involvement in systemic sclerosis.** P4352  
 – L. Gargani, S. Guiducci, A. Moreo, G. Agoston, O. Epis, S. Bellando Randone, E. Bruschi, B. De Chiara, A. Varga, M. Mosca, M. Maticci Cerinic, E. Picano (Pisa, Florence and Milan, IT; Szeged, HU)
- Analysis of vortex flow in the left ventricle during ejection period may be used as a new tool for noninvasive assessment of LV systolic dysfunction.** P4353  
 – T. Hozumi, Y. Nozawa, J. Morimoto, K. Mori, K. Takemoto, M. Orii, K. Ohkochi, A. Kuroi, T. Kameyama, T. Yamano, Y. Matsuo, Y. Ino, T. Kubo, A. Tanaka, T. Akasaka (Wakayama, JP)
- Carboxy-terminal propeptide of procollagen type I is an independent predictor of abnormal global longitudinal strain in arterial hypertension.** P4354  
 – M.Y. Kolesnyk, G.V. Dzyak, O.V. Nikityuk, O.V. Kolesnyk (Zaporizhzhya and Dnipropetrovsk, UA)
- Level- and layer-specific left ventricular longitudinal strain in individuals without structural heart disease: assessment with 2-dimensional speckle tracking echocardiography.** P4355  
 – R. Abou, M. Leung, M. Khidir, M.J. Schaliq, N. Ajmone Marsan, J.J. Bax, V. Delgado (Leiden, NL)
- Long-term impact of cardiac contractility modulation on left ventricular global function and remodeling.** P4356  
 – X.X. Luo, F. Fang, Q. Zhang, M. Liu, C.M. Yu (Hong Kong, HK)
- Assessment of myocardial deformation using multi-layer speckle tracking in patients undergoing chemotherapy: A comparison of two vendors.** P4357  
 – Y. Ancedy, S. Ederhy, S. Lang, A. Hollebecque, L. Soulat Dufour, S. Adavane-Scheuble, A. Etienney, M. Chauvet, J.C. Soria, F. Boccara, A. Cohen (Paris and Villejuif, FR)
- Effects of intensive statin therapy on left ventricular function in patients with myocardial infarction and hyperglycemia.** P4358  
 – S. Auscher, B. Logstrup, J. Lambrechtsen, J. Moller, K. Egstrup (Svendborg, Aarhus and Odense, DK)
- Utility of speckle tracking to predict the culprit vessel and recovery of left ventricular systolic function in patients with non-ST- elevation acute coronary syndromes undergoing percutaneous coronar.** P4359  
 – S.H. Ahmed, D.R.A. Elremisy, D. Osama, M. Abdelhamid (Cairo, EG)

- Clinical significance of global longitudinal strain of the left ventricle in patients with heart failure with reduced ejection fraction.** P4360  
 – J.H. Park, M.S. Kim, M.J. Kim, S.W. Seong, J.K. Oh, U.R. Choi, B.J. Sun, S.A. Jin, J.H. Kim, J.H. Lee, J.O. Jeong, S.W. Choi, I.W. Seong (Daejeon, KR)
- LV dyssynchrony and factors related to its severity.** P4361  
 – D. Duplyakov, Z. Vozhdaeva, E. Sysuenkova, E. Suslina, I. Phillipova, S. Khokhluinov (Samara and Togliatti, RU)
- The systolic paradox in hypertrophic cardiomyopathy, normal ejection fraction and decreased longitudinal function.** P4362  
 – T. Haland, N.E. Hasselberg, V.M. Almaas, J. Saberniak, I.S. Leren, K.E. Berge, K.H. Haugaa, T. Edvardsen (Oslo, NO)
- Right ventricular outflow tract systolic excursion and fractional shortening: can these echocardiographic parameters be used for assessment of right ventricular function?** P4363  
 – L.A. Allam Elsayed, A. Onsy, H. Hazaa Ghalib (Cairo, EG)
- Quantitative comparison between amyloid deposition detected by 99mTc-Diphosphonate imaging and myocardial deformation evaluated by strain echocardiography in transthyretin-related cardiac amyloidosis.** P4364  
 – M. Casale, F. Pizzino, R. Costantino, D. Di Nunzio, A. Terrizzi, M. Campisi, A. Recupero, P. Pugliatti, S. Carerj, G. Oreto, G. Di Bella (Messina, IT)
- The ratio of early mitral inflow velocity to global diastolic strain rate as a predictor of coronary artery stenosis in stable angina pectoris: a two-dimensional speckle-tracking study.** P4365  
 – M. Hoshino, C. Saito, Y. Matsue, R. Iwatsuka, A. Mizukami, M. Suzuki, Y. Hashimoto (Kamogawa, JP)
- Evaluation of myocardial degeneration and prognosis using speckle-tracking echocardiography in hypertrophic cardiomyopathy.** P4366  
 – K. Sakata, M. Imai, K. Yokoyama, Y. Uesugi, K. Matsushita, T. Nitatori, H. Yoshino (Tokyo, JP)
- Correlation of right ventricular strain imaging parameters with cardiac magnetic resonance imaging parameters in the assessment of right ventricular function among repaired tetralogy of Fallot patient.** P4367  
 – L. Mandigma, M.B. Azcueta, R. Sasil, R.C. Mangada (Quezon City, PH)
- Do we overestimate left ventricular ejection fraction by two-dimensional echocardiography in patients with left bundle branch block?** P4368  
 – A.K. Cabuk, G. Cabuk, A. Sayin, M. Karamanlioglu, B. Kilicaslan, C. Ekmekci, H. Solmaz, O.F. Aslanturk, O. Ozdogan (Izmir, Ankara and Aydin, TR)
- Characteristic changes of systolic and diastolic function in rat models of type 1 versus type 2 diabetes mellitus assessed by speckle-tracking echocardiography.** P4369  
 – A. Kovacs, C. Matyas, A. Olah, B.T. Nemeth, S. Braun, D. Kellermayer, L. Szabo, M. Torok, M. Ruppert, A.A. Sayour, B. Merkely, T. Radovits (Budapest, HU)
- Normal pattern of mitral inflow indicates good prognosis in cardiovascular events in middle- and advanced-age subjects.** P4370  
 – T. Watanabe, M. Iwai-Takano (Fukushima, JP)
- New multi-layer approach of left and right ventricular myocardial deformation by 2D speckle tracking imaging in a large group of normal subjects.** P4371  
 – R.C. Rimbaz, S. Mihaila, S.I. Calin, M. Florescu, L.S. Magda, D. Muraru, L.P. Badano, D. Vinereanu (Bucharest, RO; Padua, IT)
- Klotho deficiency and high FGF23 plasma levels are associated with left atrial mechanical dysfunction in patients with chronic renal failure and paroxysmal atrial fibrillation history.** P4372  
 – C. Papadopoulos, E. Kassimatis, E. Sampani, A. Papagianni, K. Baltoumas, K. Triantafyllou, A. Fotoglidis, G. Kotsiouras, S. Tzikas, N. Fragkakis, V. Vassilikos (Thessaloniki, GR)
- Right heart enlargement is the earliest subclinical manifestation in patients with lymphoma received anthracycline therapy.** P4373  
 – F.Y. Song, L.L. Cheng, X.H. Shu, X.L. Pei, C.J. Zhang, J. Shi, J.B. Ge (Shanghai, CN)
- Coronary flow reserve as a link between exercise capacity, cardiac systolic and diastolic function.** P4374  
 – J.I. Blomster, S. Svedlund, H. Westergren, L.M. Gan (Gothenburg, SE)
- Impact of hemodialysis on left ventricular systolic and diastolic properties assessed by three-dimensional speckle tracking echocardiography before and after dialysis.** P4375  
 – H. Sato, M. Kawasaki, R. Tanaka, T. Kariya, H. Maekawa, K. Nagata, S. Sawada, K. Goto, S. Minatoguchi (Gifu, JP)
- Reference values and determinants of right ventricle outflow tract acceleration time in healthy adults by two-dimensional echocardiography.** P4376  
 – A.M. Marra, N. Benjamin, F. Ferrara, O. Vritz, L. Gargani, M. D'Alto, A.A. Stanzola, L. Carannante, A. Cittadini, E. Gruenig, E. Bossone (Heidelberg, DE; Salerno, San Daniele del Friuli, Lecce-Pisa and Naples, IT)
- Tricuspid annular plane systolic excursion inaccuracy to assess right ventricular function in patients with previous tricuspid annuloplasty.** P4377  
 – J.A. De Agustin Loeches, P. Martinez-Losas, J.J. Gomez De Diego, P. Mahia, P. Marcos-Alberca, J.L. Rodrigo, M. Luaces, M.A. Garcia-Fernandez, C. Macaya, L. Perez De Isla (Madrid, ES)
- m-HEALTH APPLICATIONS AND TECHNOLOGY ASSESSMENT**
- Cost-effectiveness of TYRX antibacterial envelope compared to standard of care for cardiovascular implantable electronic device infection prevention.** P4378  
 – B. Brown, E. Fenwick, G. Kay, E. Eby, S. Eggington, J. Lyon, D. Wright, M.R. Sohail (Tolochenaz, CH; Abingdon, Watford and Liverpool, UK; Minneapolis and Rochester, US)

**Beat-to-beat heart rate detection by smartphone accelerometers.** P4379  
 – F. Landreani, A. Martin-Yebra, C. Casellato, C. Frigo, E. Pavan, P.-F. Migeotte, E.G. Caiani (Milan, IT; Brussels, BE)

**Clinical usefulness of a mobile application for the appropriate selection of the antiarrhythmic device in heart failure.** P4380  
 – A. Curcio, S. De Rosa, S. De Luca, J. Sabatino, A. Bochicchio, G. Santarpia, M.C. Bagnato, L. Maltese, A. Mazziotti, A. Polimeni, G. Argiro', D. Torella, P. Ricci, C. Indolfi (Catanzaro, IT)

**HYPERTENSION-HAEMODYNAMICS AND GENETICS**

**Characterization of premature arterial aging by the reservoir wave analysis in different stages of chronic kidney disease.** P4381  
 – H.-N. Wang, W.C. Yu, S.H. Sung, H.M. Cheng, J.J. Wang, C.H. Chen (Taipei and New Taipei City, TW)

**Associations of microRNAs gene expression in peripheral blood mononuclear cells and left ventricular global longitudinal strain in patients with essential hypertension.** P4382  
 – M. Marketou, J. Kontarakis, M. Touloupaki, A. Patrianakos, F. Parthenakis, H. Nakou, G. Kochiadakis, J. Logakis, S. Maragkoudakis, M. Vernardos, P. Vardas (Heraklion, GR)

**Relationship between Retinal arteriopathy and left ventricular hypertrophy in newly diagnosed essential hypertension patients.** P4383  
 – E. Chatzistamatiou, G. Moustakas, K. Trachanas, D. Konstantinidis, I. Mpampatseva-Vagena, C. Danelatos, E. Paschalidis, K. Feretou, A. Androulakis, A. Avgeropoulou, I. Kallikazaros (Athens, GR)

**Pulmonary hypertension and pregnancy outcome: data from the cardiac disease in maternity groote schuur cohort study.** P4384  
 – A. Osman, W. Dowling, F. Azibani, L. Zuhke, T. Lachmann, O. Briton, J. Anthony, K. Sliwa (Cape Town, ZA)

**Impact of left ventricular systolic stress on torsion and twist in hypertension assessed by real-time one-beat three-dimensional speckle tracking echocardiography with high volume rates.** P4385  
 – S. Minatoguchi, M. Kawasaki, R. Tanaka, M. Saeki, M. Nagaya, N. Sato, H. Miwa, K. Ono, T. Yoshizane, T. Segawa, K. Amano, T. Noda, H. Ohashi, S. Watanabe, S. Minatoguchi (Gifu, JP)

**Association of left ventricular concentric geometry and dynamic intraventricular obstruction in patients with hypertension: a dobutamine stress echocardiography study.** P4386  
 – I.-S. Sohn, D.-H. Kim, H.-J. Hwang, C.-B. Park, E.-S. Jin, J.-M. Cho, C.-J. Kim, E.-S. Im (Seoul and Suwon, KR)

**The impact of resting heart rate on left atrial volume: findings from NAMBU HEART study.** P4387  
 – T. Inoue, M. Tamashiro, O. Arasaki, T. Shinjo (Nishihara, Tomigusuku and Itoman, JP)

**On-treatment blood pressure values and cardiac organ damage in hypertensive patients.** P4388  
 – M. Salvetti, A. Paini, F. Bertacchini, C. Agabiti Rosei, D. Stassaldi, G. Rubagotti, G. Maruelli, L. Verzeri, C. Donini, E. Agabiti Rosei, M.L. Muesan (Brescia, IT)

**Endogenous testosterone levels in hypertensive patients with target organ damage.** P4389  
 – N. Ioakeimidis, C. Vlachopoulos, P. Pietri, D. Terentes-Prinzios, A. Angelis, M. Abdelrasoul, N. Skliros, A. Rigatou, C. Georgakopoulos, D. Tousoulis (Athens, GR)

**Left ventricular hypertrophy is associated with pronounced vascular dysfunction, inflammatory activation and arterial stiffening in essential hypertension.** P4390  
 – K. Dimitriadis, C. Tsioufis, T. Kalos, D. Konstantinidis, E. Andrikou, F. Lagiou, N. Magkas, V. Pylarinou, A. Milkas, K. Kintis, D. Tousoulis (Athens, GR)

**Population-specific genetic predictors of essential hypertension.** P4391  
 – Y. Timasheva, T.R. Nasibullin, T.R. Nasibullin, E.B. Imaeva, E.B. Imaeva, G.K. Mirsaeva, G.K. Mirsaeva, O.E. Mustafina, O.E. Mustafina (Ufa, RU)

**Allelic variants associated with hypertension and hypertension-related clinical risk factors in a Romanian cohort of high blood pressure elder males.** P4392  
 – R.I. Ursu, P. Iordache, G.F. Ursu, V. Radoi, C.L. Bohiltea, N. Cucu, I. Craciunescu, C. Arsene, G. Chelua, V. Calota, A. Voinoiu, C. Staicu, D. Mates, A. Manolescu, V. Jinga (Bucharest, RO; Reykjavik, IS)

**CORONARY IMAGING**

**Comparison of myocardial mass subtended by main vessel and side branch: analysis of 5860 vessels.** P4393  
 – J.-H. Choi, H.-Y. Kim, J.-H. Doh, H.-S. Lim, S.-J. Tahk, C.-W. Nam, E.-S. Shin, B.-K. Koo, S.-M. Kim, E.-K. Kim (Seoul, Jeju, Ilsan, Suwon, Daegu and Ulsan, KR)

**Assessment of coronary stent fracture and stent restenosis using 256-Multislice computed tomography (256-MSCT).** P4394  
 – K. Asawa, M. Maenaka, K. Yoshimura, S. Ishizuka, H. Ueda, K. Natsuyama, H. Ishii, S. Matsuhisa, N. Yoshida, H. Yoshitani, K. Yamaguchi, Y. Kuga, K. Ueda, Y. Nishida (Nara, JP)

**Estimation of a cut off hounsfield unit value to display the true size of coronary calcium deposits in cardiac computed tomography.** P4395  
 – Y.S. Kamel Abdelwahed, S. Sumitsujii, S. Sumitsujii, Y. Kensuke, Y. Kensuke, P. Siegrist, P. Siegrist, M. Awata, M. Awata, K. Yamasaki, K. Yamasaki, K. Tachibana, K. Tachibana (Osaka, JP)

**Coronary Artery computed Tomography as the first-choice imaging diagnostics in patients with high probability of Coronary Artery Disease (CAT-CAD study) - preliminary results.** P4396  
 – P.N. Rudzinski, M. Kruk, C. Kepka, Z. Dzielinska, J. Pregowski, A. Witkowski, W. Ruzyllo, M. Demkow (Warsaw, PL)

**Correlation between noninvasive Doppler data of coronary arteries at rest and wall motion abnormality during exercise.** P4397  
 – A. Zagatina, N. Zhuravskaya, Y. Vareldzhyan, M. Kamenskikh, P. Kruzliak, D. Shmatov (St. Petersburg, RU; Brno, CZ)

- Coronary magnetic resonance imaging allows noninvasive evaluation of vascular patency and hemodynamics after implantation of bioresorbable vascular scaffolds.** P4398  
 – C. Von Zur Muhlen, S. Reiss, L. Besch, A. Krafft, M. Menza, A. Maier, T. Heidt, J. Reinhoel, T. Pfannebecker, M. Bock, M. Zehender, C. Bode (Freiburg and Wetzlar, DE)
- Incomplete stent apposition after everolimus-eluting stent implantation: a serial optical coherence tomography analysis.** P4399  
 – K. Ishida, L. Ortega-Paz, G. Giacchi, X. Freixa, V. Martin-Yuste, M. Masotti, M. Sabate, S. Brugaletta (Barcelona, ES)
- Prognostic impact of tissue prolapse after stent implantation in patients with non-ST elevation acute coronary syndromes: an optical coherence tomography study.** P4400  
 – B. Bonnet, N. Braik, M. Chatot, H. Jianfeng, R. Chopard, F. Schiele, N. Meneveau (Besançon, FR)
- Two (or four)-week interval optical coherence tomography imaging evidence on neointimal coverage completion after implantation of the Xience Everolimus-eluting stent.** P4401  
 – H. Yano, S. Horinaka, M. Ishikawa, T. Ishimitsu (Tochigi, JP)
- Use of intravascular ultrasound in the modern percutaneous coronary intervention: a report from a Japanese multicenter registry.** P4402  
 – T. Kuno, M. Sawano, Y. Numasawa, H. Miyata, I. Ueda, M. Suzuki, S. Noma, I. Nakamura, K. Negishi, S. Ishikawa, Y. Maekawa, K. Fukuda, S. Kohsaka (Ashikaga City, Tokyo, Wako, Utsunomiya, Hino, Yokohama and Saitama, JP)
- Impacts of lesion angle and hinge motion on drug-eluting stent implantation assessed by optical coherence tomography.** P4403  
 – S. Nakamura, S. Kimura, S. Nakagama, K. Hayasaka, T. Misawa, M. Mizusawa, Y. Yamakami, Y. Sagawa, K. Kojima, K. Hishikari, T. Sugiyama, H. Hikita, A. Takahashi, M. Isobe (Yokosuka and Tokyo, JP)
- Optical coherence tomography assessment of coronary evaginations and long-term vascular healing following implantation of bioresorbable vascular scaffolds.** P4404  
 – L. Antonsen, P. Thayssen, L.O. Jensen (Odense, DK)
- In coronary culprit lesions fibrous cap thickness but not calcification is associated with the presence of diabetes: an optical coherence tomography study.** P4405  
 – A. Milzi, M. Burgmaier, N. Marx, S. Reith (Aachen, DE)
- Incidence and clinical impact of OCT findings after metallic stent implantation.** P4406  
 – T. Soeda, S. Uemura, R. Vergallo, Y. Minami, D.S. Ong, L. Gao, H. Lee, Y. Saito, I.K. Jang (Nara and Kurashiki, JP; Rome, IT; Boston, US)
- Serial optical coherence tomography assessment of non-culprit lesions with acute coronary syndromes.** P4407  
 – K. Kojima, S. Kimura, S. Nakamura, S. Nakagama, T. Misawa, M. Mizusawa, K. Hayasaka, Y. Yamakami, Y. Sagawa, K. Hishikari, H. Hikita, A. Takahashi (Yokosuka, JP)
- Comparison of in-stent neoatherosclerosis between drug-eluting stents and bare metal stents observed by optical coherence tomography.** P4408  
 – T. Kogo (Tokyo, JP)
- Fate of irregular protrusion after second-generation drug-eluting stent implantation: serial optical coherence tomography study.** P4409  
 – Y. Sanuki, S. Sonoda, M. Kitagawa, H. Takami, Y. Muraoka, Y. Tsuda, M. Araki, Y. Otsuji (Kitakyushu, JP)
- Spectroscopic analysis of atherosclerotic plaque after bioresorption of the bioresorbable vascular scaffold.** P4410  
 – M. Horvath, P. Hajek, C. Stechovsky, R. Adlova, P. Tomasov, J. Veselka (Prague, CZ)
- INSIGHTS INTO CORONARY MORPHOLOGY AND PHYSIOLOGY**
- Comparison of FFR and iFR Measurements in Patients with and without Severe Aortic Valve Stenosis.** P4411  
 – C. Zivelonghi, R. Scarsini, G. Pesarini, A. Piccoli, A. Gambaro, C. Vassanelli, F. Ribichini (Verona, IT)
- Endothelial glycocalyx and arterial elasticity are severely impaired in patients without cardiac causes of cryptogenic stroke.** P4412  
 – I. Ikonomidis, A. Frogoudaki, A.R. Vrettou, G. Tsvigoulis, D. Vlastos, S. Vlachos, M. Varoudi, H. Triantafyllidi, J. Parisis, K. Voumvourakis, L. Stefanis, J. Lekakis (Athens, GR)
- How does coronary microvascular dysfunction affect fractional flow reserve measurement?** P4413  
 – K. Kawauchi, H. Takahashi, S. Tani, K. Kikushima, S. Furuya, K. Iida, T. Washio, S. Niizuma, K. Nishikawa, M. Matsuzaki, M. Kobori, N. Matsumoto, A. Hirayama (Tokyo, JP)
- Feasibility of additional intracoronary adenosine administration on top of standard intravenous adenosine infusion for assessment of coronary fractional flow reserve.** P4414  
 – J.-H. Oh, B.W. Kim, J.S. Park, J.H. Choi, J.H. Ahn, H.W. Lee, J.H. Choi, H.C. Lee, K.S. Cha, T.J. Hong (Busan, KR)
- Clinical implications of guiding extubation during FFR measurements.** P4415  
 – C. Pouillot, J. Glasenapp, G. Rambaud, R. Vi Fane, C. Geyer, K. Bougrini, J. Adjedj (Sainte Clotile and Paris, FR)
- Inhibition of renal sympathetic nerve activity via electrical stimulation of the urinary tract.** P4416  
 – Y. Reisner, G.F. Dibona, Y. Feld, L.C. Booth, Y.R. Lankadeva, C.N. May (Caesarea and Haifa, IL; Iowa City, US; Melbourne, AU)
- Clinical significance and predictors of coronary lesion progression as assessed by fractional flow reserve (FFR).** P4417  
 – P. Xaplanteris, B. De Bruyne, M. Pellicano, G. Ciccarelli, A. Milkas, E. Barbato (Aalst, BE)
- Coronary Pulse Wave Velocity: insight from a first routine assessment in humans.** P4418  
 – B. Harbaoui, A. Civičjan, P.Y. Courand, P. Lantelme (Lyon, FR)

- Invasive assessment of cardiac mechanics and coronary flow: a correlation with three-dimensional left ventricular deformation imaging.** P4419  
 – T. Patterson, S. Rivolo, S. Arri, N. Briceno, D. Perera, B. Clapp, M. Marber, J. Lee, S. Redwood, S. Kapetanakis (London, UK)
- Presence of cardiac autonomic dysfunction in patients with coronary vasospasm.** P4420  
 – M.N. Kim, D.H. Cho, S.M. Park, M.S. Shin, M.A. Kim, K.S. Hong, W.J. Shim (Seoul, Incheon and Chuncheon, KR)
- The influence of elective percutaneous coronary intervention on microvascular resistance: a serial assessment using the index of microcirculatory resistance.** P4421  
 – T. Murai, T. Yonetsu, Y. Kanaji, J. Matsuda, E. Usui, M. Araki, T. Niida, R. Hamaya, S. Ichijo, M. Isobe, T. Kakuta (Tsuchiura and Tokyo, JP)
- Preprocedural fractional flow reserve and microvascular resistance predict increased hyperaemic coronary flow after elective percutaneous coronary intervention.** P4422  
 – T. Murai, T. Yonetsu, Y. Kanaji, J. Matsuda, E. Usui, M. Araki, T. Niida, R. Hamaya, S. Ichijo, M. Isobe, T. Kakuta (Tsuchiura and Tokyo, JP)
- Drift evaluation after FFR measurements.** P4423  
 – C. Pouillot, J. Glasneapp, G. Rambaud, R. Vi Fane, C. Geyer, K. Bougrini, J. Adjedj (Sainte Clotile and Paris, FR)
- The discordance between FFR and CFR changes after percutaneous coronary intervention.** P4424  
 – J. Matsuda, S. Ichijo, R. Hamaya, M. Araki, E. Usui, Y. Kanaji, T. Murai, T. Yonetsu, T. Kakuta, M. Isobe (Tsuchiura and Tokyo, JP)
- Impact of additional intracoronary nicorandil administration during fractional flow reserve measurement with intravenous adenosine 5'-triphosphate infusion.** P4425  
 – H. Takami, S. Sonoda, Y. Muraoka, Y. Sanuki, Y. Tsuda, M. Araki, Y. Otsuji (Kitakyushu, JP)
- Comparison of adenosine vs regadenoson for the measurement of fractional flow reserve: a meta-analysis.** P4426  
 – I.H. Tanboga, S. Topcu, E. Aksakal, E. Aksakal, V. Oduncu, S. Sevimli (Erzurum and Istanbul, TR)
- Coronary physiology assessment during regadenoson-induced hyperemia.** P4427  
 – V. Lachmann, C. Jung, T. Zeus, M. Kelm, F. Boenner (Düsseldorf, DE)
- Coronary flow reserve correlates with mean pressure gradient and indexed mass of left ventricle in severe aortic stenosis.** P4428  
 – L. Niewiara, M. Nosal, B. Guzik, J. Sadowski, K. Zmudka (Krakow, PL)
- Complex relation between post-ischemic arterial vasodilation and shear rate pattern during flow-mediated vasodilation: insight from a novel open ultrasound platform.** P4429  
 – S. Sbragi, A. Ramalli, C. Morizzo, M. Kozakova, P. Tortoli, C. Palombo (Pisa and Florence, IT)
- Optical coherence tomography and angiographic follow-up at 1, 4, 12, 18, 24 and 36 months after implantation of the XINSORB scaffold in a porcine model.** P4430  
 – W.U. Yizhe, S.H.E.N. Li, Y.A.O. Zhifeng, L.I. Chenguang, X.U. Rende, C.H.E.N. Jiahui, Y.I.N. Jiasheng, J.I. Meng, T.A.N.G. Xianglin, G.E. Junbo (Shanghai, CN)
- The ratio of coronary arterial lumen volume to left ventricle mass identifies patients with nonobstructive coronary artery disease having vessel-specific ischemia measured by fractional flow reserve.** P4431  
 – C. Taylor, S. Gaur, S. Khem, H.J. Kim, A. Wilk, C.K. Zarins, S. Achenbach, H. Bezerra, S. Nishino, J.M. Jensen, J. Leipsic, H.E. Botker, B. De Bruyne, B. Norgaard (Redwood City and Cleveland, US; Aarhus, DK; Erlangen, DE; Vancouver, CA; Aalst, BE)
- VULNERABLE PLAQUE**
- Microvascular obstruction at cardiac magnetic resonance is a good predictor of adverse events after primary PCI for STEMI.** P4432  
 – A. Durante, A. Laricchia, A. Esposito, G. Benedetti, A. Damascelli, M. Cava, A. Margonato, A. Colombo, F. De Cobelli, O.E. Rimoldi, P.G. Camici (Como, Milan and Segrate, IT)
- Progression of atherosclerotic plaques adjacent to the edges of drug-eluting stent: a 3-time optical coherence tomography and intravascular ultrasound study.** P4433  
 – H.B. Jia, S. Hu, V. Rocco, H. Liu, M. Xu, T. Soeda, Y. Minami, J. Hou, S. Zhang, B. Yu, I.K. Jang (Harbin, CN; Boston, US)
- Relation of new morphological features of culprit coronary plaques, as determined by VH-IVUS and a new computational method, with troponin elevation after coronary stenting.** P4434  
 – T. Papaioannou, M. Vavuranakis, D. Vrachatis, M. Lavda, G. Siasos, O. Katsarou, C. Moldovan, S. Vaina, C. Stefanadis, D. Tousoulis (Athens, GR)
- clinical features and vulnerable plaques at optical coherence tomography (OCT) in acute coronary syndrome (ACS): insight from the OCT-FORMIDABLE registry.** P4435  
 – F. Ballocca, M. Iannaccone, F. D'Ascenzo, F. Ugo, A. Montefusco, G. Souteyrand, G. Niccoli, M. Mancone, N. Amabile, D. Capodanno, P. Omede, M. D'Amico, C. Moretti, F. Gaita (Turin, Rome and Catania, IT; Clermont-Ferrand and Paris, FR)
- Promoted plaque neovascularization in diabetic patients with peripheral arterial disease detected by contrast-enhanced intravascular ultrasound.** P4436  
 – M. Takahara, H. Kitakara, T. Kadohira, T. Nakayama, Y. Fujimoto, Y. Kobayashi (Chiba, JP)
- Relationship between baseline plaque characteristics and subsequent remote plaque progression in non-culprit lesions: Optical coherence tomography study.** P4437  
 – Y. Muraoka, S. Sonoda, H. Takami, M. Kitagawa, Y. Sanuki, Y. Tsuda, M. Araki, Y. Otsuji (Kitakyushu, JP)

- Clinical outcomes and insights from optical coherence tomography of paclitaxel-coated balloon inflation for the treatment of stent fracture.** P4438  
 – S. Mitomo, T. Naganuma, S. Tahara, Y. Fujino, S. Nakamura, N. Kurita, H. Ishiguro, H. Oonishi, T. Yoshizaki, S. Nakamura (Chiba, JP)
- Impact of serum EPA/AA ratio on vulnerability of in-stent neoatherosclerosis: an optical coherence tomography study.** P4439  
 – T. Morikawa, A. Hirohata, N. Kagiya, R. Yoshioka, K. Yamamoto (Okayama, JP)
- Mechanisms of late lumen enlargement in coronary arteries after drug-coated balloon angioplasty - serial volumetric intravascular ultrasound analysis.** P4440  
 – Y. Takeda, T. Kawai, T. Kasahara, S. Morishita, K. Fujiwara, Y. Ozaki, R. Muraki, T. Doue, Y. Nagai, S. Yamashita (Osaka, JP)
- Effects of low-dose vs. moderate-dose pitavastatin in coronary neointimal hyperplasia at 12 months follow-up in type 2 diabetic patients: optical coherence tomography analysis.** P4441  
 – S.-J. Hong, J.Y. Cho, S.H. Lee, H.J. Joo, J.H. Park, C.W. Yu, D.S. Lim (Seoul, KR)
- Long-term follow-up of patients with left main stent patency assessed with multislice computed tomography.** P4442  
 – L. Fuentes, G. Roura, M. Gracida, J. Gomez-Lara, J.L. Ferreira, L. Teruel, R. Romaguera, V. Leon, M. Nato, F. Martinez, J.A. Gomez Hospital, A. Cequier (Barcelona, ES)
- Plasma endocan levels in patients with isolated coronary artery ectasia.** P4443  
 – T. Turan, A.R. Akyuz, A.C. Aykan, S. Kul, O.F. Cirakoglu, A.O. Aslan, I. Gul, U. Ucar, S. Demir, S. Celik (Trabzon and Izmir, TR)
- Significant reduction of radiation dose using image noise reduction technology in coronary angiography and intervention.** P4444  
 – M. Kastrati, L. Langenbrink, M. Piatkowski, J. Michaelsen, R. Hoffmann (Lingen, DE)
- Therapeutic decision after diagnosis of severe coronary heart disease.** P4445  
 – S. Goehring, A. Albrecht, W. Haerer, N. Reifart, G. Ringwald, B. Levenson (Weinheim, Berlin, Ulm, Bad Soden and Bruchsal, DE)
- Major coronary evaginations following implantation of the third generation nobori biolimus-eluting biodegradable polymer stent in the setting of a non-ST segment elevation myocardial infarction.** P4446  
 – L. Antonsen, P. Thayssen, A. Maehara, H.S. Hansen, A. Junker, K.T. Veien, K.N. Hansen, M. Hougaard, G.S. Mintz, L.O. Jensen (Odense, DK; New York, US)
- Prevalence and predictors of high-sensitivity troponin-I elevation after diagnostic coronary angiography.** P4447  
 – R. Hamaya, T. Yonetsu, S. Ichijou, M. Araki, J. Matsuda, E. Usui, Y. Kanaji, T. Murai, T. Kakuta (Tsuchiura, JP)
- Non-culprit artery-related infarct: relationship with infarct size and clinical outcomes: the CIRCUS MRI sub-study.** P4448  
 – M. Schaaf, G. Rioufol, P. Croisille, F. Roubille, L. Belle, G. Cayla, D. Garcia Dorado, D. Angoulvant, I. Sanchez, T. Hovasse, M. Gilard, M. Elbaz, L. Biere, M. Ovize, N. Mewton (Lyon, Saint-Etienne, Montpellier, Annecy, Nîmes, Tours, Massy, Brest, Toulouse and Angers, FR; Barcelona, ES)
- Impact of plaque morphology as assessed by optical coherence tomography on procedural outcomes in patients with acute coronary syndrome undergoing percutaneous coronary intervention.** P4449  
 – N. Braik, B. Bonnet, B. Genet, M. Chatot, R. Chopard, M.F. Seronde, F. Schiele, N. Meneveau (Besançon, FR)
- Efficacy and safety of distal intracoronary drug delivery in treatment of no-reflow phenomenon.** P4450  
 – R. Sedhom, A. El Etriby, T. Abu Arab (Cairo, EG)
- Vessel biofunctionalization to support endothelial regeneration: development of cRGD-loaded in-situ crosslinking 2-component hydrogels for endovascular trans-catheter application.** P4451  
 – A. Cornelissen, M. Almalla, J. Schroeder, S. Mause, E. Liehn, N. Schaaps, J. Groll, N. Marx, F. Vogt (Aachen and Würzburg, DE)
- MECHANISM OF ARRHYTHMIA IN ATRIAL FIBRILLATION. NEW DATA ON REMODELLING BIOMARKERS AND ANTI-ARRHYTHMIC DRUGS**
- Increased arrhythmia stability is associated with risk-factor specific structural remodelling in a porcine model of arterial hypertension and atrial fibrillation.** P4452  
 – M. Manninger, D. Zweiker, A. Van Hunnik, A. Alogna, P. Schoenleitner, M. Schwarzl, V. Herbst, B. Zirnigast, S. Huber, B.M. Pieske, U. Schotten, G. Antoons, F.R. Heinzel, H. Post, D. Scherr (Graz, AT; Maastricht, NL; Berlin and Hamburg, DE)
- Inhibition of small conductance Ca<sup>2+</sup>-activated K<sup>+</sup>-channels converts and prevents reinduction of atrial fibrillation in pigs where vernakalant fails.** P4453  
 – J.G. Diness, J.H. Svendsen, L. Skibsbjerg, N. Edvardsson, U.S. Soerensen, T. Jespersen, T. Speerschnieder, M. Grønnet, B.H. Bentzen (Copenhagen, DK; Gothenburg, SE)
- Inducibility of atrial fibrillation after epicardial injection of the new pharmaceutical composition containing botulinum toxin into epicardial fat pads.** P4454  
 – A. Romanov, E. Pokushalov, A. Strelnikov, D. Sergeevichev, N. Salakhutdinov, V. Fomenko, A. Karaskov (Novosibirsk, RU)
- Glucagon-like-peptide-1 (GLP-1) suppresses the induction of atrial fibrillation in canine model of atrial fibrillation.** P4455  
 – H. Nakamura, S. Niwano, H. Niwano, T. Igarashi, N. Ishizue, T. Fujiishi, J. Oikawa, J. Kishihara, M. Murakami, H. Fukaya, J. Ako (Sagamihara and Machida, JP)

- Can we predict the effect of antiarrhythmic pharmacotherapy in atrial fibrillation and metabolic syndrome patients: focus on galectin-3.** P4456  
 – V.A. Ionin, E.L. Zaslavskaya, A.V. Soboleva, O.D. Belyaeva, E.I. Baranova, E.V. Shlyakhto (St. Petersburg, RU)
- Plasma levels of miRNAs regulating apelin expression in patients with atrial fibrillation.** P4457  
 – C. Falcone, S. Bozzini, E. Capelli, R. Falcone, C. Storti, L. Ottaviano, C. Gazzaruso, G. Pelissero (Pavia and San Donato-Milano, IT)
- Platelet hypo-responsiveness to nitric oxide in new onset atrial fibrillation has a physiological, as opposed to pharmacological, basis.** P4458  
 – N.E.K. Procter, J. Ball, D.T.M. Ngo, Y.Y. Chirkov, S. Stewart, J.D. Horowitz (Adelaide and Melbourne, AU)
- Linagliptin prevents atrial electrical remodeling through the decrease of Reactive Oxygen Species (ROS) of atrial tissue in canine model of atrial fibrillation.** P4459  
 – T. Igarashi, S. Niwano, H. Niwano, H. Nakamura, N. Ishizue, T. Fujiishi, T. Yoshizawa, J. Oikawa, J. Kishihara, M. Murakami, H. Fukaya, J. Ako (Sagamihara and Machida, JP)
- Substrate evaluation using high-resolution voltage mapping and ECG parameters in patients with paroxysmal atrial fibrillation.** P4460  
 – S. Oh, S.R. Lee, M.J. Cha, E.K. Choi (Seoul, KR)
- Non-valvular atrial fibrillation recurrence after sinus rhythm restoring at 1-year follow-up: nonlinear association with rs10465885 polymorphism in connexin-40 gene and phenotypic parameters.** P4461  
 – T.V. Mikhaliyeva, O.S. Sychov, T.V. Getman, V.G. Gurianov, K.O. Mikhaliyev, D.O. Stroy (Kiev, UA)
- Galectin 3 as marker of interstitial atrial remodeling involved in atrial fibrillation.** P4462  
 – D. Hernandez Romero, J.A. Vilchez, A. Lahoz, A.I. Romero-Aniorte, E. Jover, A. Garcia-Alberola, R. Jara-Rubio, C.M. Martinez, M. Valdes, F. Marin (Murcia, ES)
- Galectin-3 predicts long-term procedure outcome in atrial fibrillation patients undergoing catheter ablation.** P4463  
 – S. Mohanty, P. Mohanty, T. Metz, U. Dar, C. Trivedi, C. Gianni, J.D. Burkhardt, J. Sanchez, P. Hranitzky, G.J. Gallinghouse, A. Al-Ahmad, R. Horton, L. Di Biase, A. Natale (Austin, US)
- The impact of circulating microRNAs expression on the recurrence of atrial fibrillation after pulmonary vein isolation in patients with paroxysmal atrial fibrillation.** P4464  
 – T. Narumi, T. Arimoto, Y. Kumagai, N. Hashimoto, T. Iwayama, S. Nishiyama, H. Takahashi, T. Shishido, T. Miyamoto, T. Watanabe, I. Kubota (Yamagata, JP)
- VAMP2 was involved in the translocation of atrial SK2 channels to plasma membrane in atrial fibrillation.** P4465  
 – X. Tan, T. Li, X. Fan, W. Huang, M. Li, Y. Yang, X. Zeng (Luzhou, CN)
- Effects of epicardial fat and anterior fat pad removal on post-operative atrial fibrillation: a systematic review and meta-analysis.** P4466  
 – T.A. Agbaedeng, R. Mahajan, D.A. Munawar, A. Elliott, D.J. Twomey, S. Kumar, J. Varzaly, C. Gallagher, D.H. Lau, P. Sanders (Adelaide, AU)
- Integral clusters of patients with non-valvular atrial fibrillation, based on rs10465885 polymorphism in connexin-40 gene and phenotype: the risk of arrhythmia recurrence after sinus rhythm restoring.** P4467  
 – T.V. Mikhaliyeva, O.S. Sychov, T.V. Getman, V.G. Gurianov, K.O. Mikhaliyev (Kiev, UA)
- Right atrial electrophysiological properties determine cardioversion success by vernakalant in the goat.** P4468  
 – A. Van Hunnik, S. Zeemering, P. Kuklik, D.H. Lau, H.R.M. Kuiper, S. Verheule, U. Schotten (Maastricht, NL; Adelaide, AU)
- Galectin-3 in the human atria and serum of patients with atrial fibrillation does not reflect progression of the fibrotic substrate.** P4469  
 – W.R. Berger, B. Jagu, N.W.E. Van Den Berg, D.R.P.P. Chan Pin Yin, J. Neefs, J.P. Van Straalen, F.R. Piersma, A.H.G. Driessen, S.P.J. Krul, W.J.P. Van Boven, J.R. De Groot (Amsterdam, NL)
- Ivabradine reduces heart rate safely without increasing atrial fibrillation inducibility, irrespective of underlying vagal activity, in dogs.** P4470  
 – K. Uemura, M. Inagaki, C. Zheng, T. Kawada, M. Li, M. Sugimachi (Suita, JP)
- New insights linking endothelial dysfunction with atrial fibrillation.** P4471  
 – S. Mazaris, G. Siasos, K. Zisimos, E. Oikonomou, K. Mourouzis, T. Zografos, E. Kokkou, G. Marinos, G. Lazaros, D. Tousoulis (Athens, GR)
- Is conduction block during sinus rhythm associated with development of post-operative atrial fibrillation?** P4472  
 – E.A.H. Lanthers, A. Yaksh, C. Kik, P. Knops, C.P. Teuwen, J.M.E. Van Der Does, A.J.J.C. Bogers, M.A. Allesie, N.M.S. De Groot (Rotterdam and Maastricht, NL)
- Cardioprotective effects of Melatonin in patients undergoing cardiac surgery.** P4473  
 – H. Jafri, J. Offerhaus, S.P. Schulman, H. Cingolani (Baltimore, US)
- The relationship of focal fibrosis, according to MRI, autoantibodies to membrane receptors cardiomyocytes and ventricular arrhythmias in patients with dilated cardiomyopathy.** P4474  
 – E.M. Gupalo, N.A. Mironova, O.V. Stukalova, E. Sharf, E.E. Efmov (Moscow, RU)
- Variation in atrial excitation during sinus rhythm unraveled by high resolution epicardial mapping.** P4475  
 – E.M.J.P. Mouws, E.A.H. Lanthers, C.P. Teuwen, A. Yaksh, J.M.E. Van Der Does, C. Kik, J.A. Bekkers, A.J.J.C. Bogers, M.A. Allesie, N.M.S. De Groot (Rotterdam and Maastricht, NL)
- The morphological substrate of left bundle branch block.** P4476  
 – E.M. Gupalo, O.V. Stukalova, N.A. Mironova, P.V. Chumachenko (Moscow, RU)
- Left atrial activation changes and asymmetric anatomical remodeling in patients with atrial fibrillation: results of a prospective study using pulsed-wave tissue Doppler imaging.** P4477  
 – S. Nedios, S. Loebe, H. Knopp, P. Sommer, A. Bollmann, A. Arya, G. Hindricks, B. Dinov (Leipzig, DE)
- Conventional versus 3D-echocardiography to predict arrhythmia recurrence after atrial fibrillation ablation.** P4478  
 – S. Knecht, M. Bossard, S. Aeschbacher, C. Sticherling, S. Osswald, B. Kaufmann, D. Conen, M. Kuehne (Basel, CH; Hamilton, CA)

**Medical outpatient clinics an ideal setting for atrial fibrillation screening using a handheld single-lead ECG with automated diagnosis.** P4479

– B.P.Y. Yan, L.L.Y. Chan, V.W.Y. Lee, B. Freedman (Hong Kong, HK; Sydney, AU)

**The association between gamma-glutamyl transpeptidase level and risk of atrial fibrillation: a nationwide population-based study.** P4480

– S.R. Lee, E.K. Choi, W.H. Lim, S.H. Kang, K.D. Han, M.J. Cha, Y.J. Cho, I.Y. Oh, S. Oh (Seoul and Seongnam, KR)

**CATHETER ABLATION IN ATRIAL FIBRILLATION AND OTHER INTERVENTIONS**

**Indications, procedural success rates and safety of interventional left atrial appendage occlusion in elderly patients (> 75 years) in clinical practice. Results of the prospective LAARGE Registry.** P4481

– U. Zeymer, T. Lewalter, I. Akin, H. Sievert, V. Geist, C. Weiss, F. Niroomand, D. Erkapic, B. Haller, H. Mudra, M. Hochadel, J. Senges, J. Brachmann (Ludwigshafen, Mannheim, Frankfurt, Bad Segeberg, Lüneburg, Muelheim, Giessen, Essen, Munich and Coburg, DE)

**Left atrial appendage closure using a novel occluder system with an active fixation mechanism.** P4482

– F.K. Weise, K.R.J. Chun, S. Bordignon, L. Perrotta, D. Dugo, F. Bologna, A. Fuernkranz, B. Schmidt (Frankfurt, DE)

**Comparison of Amplatzer and Watchman device for percutaneous left atrial appendage closure: a meta-analysis.** P4483

– S.H. Aalaei Andabili, A. Karimi, A. Bavry, T.M. Beaver (Gainesville, US)

**Impact of left atrial low-voltage area on thromboembolic risk in patients with atrial fibrillation.** P4484

– P. Mueller, F.F. Fochler, P. Halbfass, K. Nentwich, M. Roos, A. Szoelosi, J. Krug, H. Makimoto, T. Deneke (Düsseldorf and Bad Neustadt an der Saale, DE)

**MDCT is comparable to TEE in the exclusion of LA/LAA thrombus: a retrospective analysis of 764 patients with atrial fibrillation/flutter.** P4485

– Z. Zhai (Beijing, CN)

**Does the open smooth antrum of the left atrial appendage serve as a nidus for thrombus formation in patients with atrial fibrillation and surgical appendage clip in situ?** P4486

– S. Mohanty, C. Gianni, C. Gianni, Y. Gokoglan, Y. Gokoglan, C. Trivedi, C. Trivedi, R. Bai, R. Bai, J.D. Burkhardt, J.D. Burkhardt, J. Sanchez, J. Sanchez, P. Hranitzky, P. Hranitzky, G.J. Gallinghouse, G.J. Gallinghouse, A. Al-Ahmad, A. Al-Ahmad, R. Horton, R. Horton, L. Di Biase, L. Di Biase, A. Natale, A. Natale (Austin, US; Beijing, CN)

**Epicardial left atrial appendage occlusion provides first evidence on stroke reduction in patients with atrial fibrillation undergoing cardiac surgery.** P4487

– I.E. Caliskan, A. Sahin, M. Yilmaz, B. Seifert, R. Hinzpeter, H. Alkadhi, V. Falk, F. Maisano, S.P. Salzberg, M.Y. Emmert (Zurich, CH; Berlin, DE)

**Long-term follow-up of thoracoscopic pulmonary vein isolation in patients with advanced paroxysmal and persistent atrial fibrillation.** P4488

– W.R. Berger, A.H.G. Driessen, D.R.P.P. Chan Pin Yin, F.R. Piersma, J. Neefs, N.W.E. Van Den Berg, S.P.J. Krul, W.J.P. Van Boven, J.R. De Groot (Amsterdam, NL)

**Feasibility and effectiveness of combined AF ablation and left atrial appendage closure for stroke prevention: data from a large prospective multicentre registry.** P4489

– L.I.S. Wintgens, A. Romanov, E. Pokushalov, K.P. Phillips, G. Ballesteros, I. Garcia-Bolao, R.J. Folkerling, L.V.A. Boersma (Nieuwegein and Leeuwarden, NL; Novosibirsk, RU; Brisbane, AU; Navarra, ES)

**Durability of left atrial linear ablation and clinical outcome after catheter ablation for persistent atrial fibrillation.** P4490

– T.-H. Kim, J. Park, J.-S. Uhm, J.-Y. Kim, B. Joung, M.-H. Lee, H.-N. Pak (Seoul, KR)

**Temporal changes in recurrence rates of atrial fibrillation after ablation.** P4491

– J.L. Pallisgaard, G.H. Gislason, J. Hansen, A. Johannessen, C. Torp-Pedersen, M.L. Lauersen, M.L. Hansen (Gentofte, Aalborg, Odense and Aarhus, DK)

**Identical rate of symptomatic intracranial embolic events with the PVAC vs. irrigated-tip in a large consecutive series of patients undergoing ablation of atrial fibrillation.** P4492

– T. Daehne, M. Brunelli, M. Frommhold, A. Grosse, S. Raffa, J.C. Geller (Bad Berka, DE)

**Negative impact of subclinical hypothyroidism on the outcome of radiofrequency catheter ablation for atrial fibrillation.** P4493

– I. Morishima, Y. Morita, K. Takagi, R. Yoshida, H. Nagai, T. Tomomatsu, Y. Ikai, K. Terada, N. Shibata, K. Tuzuki, T. Sone, H. Tsuboi (Ogaki, JP)

**Incidence and predictors of serious pericardial effusion during and immediately after catheter ablation for atrial fibrillation-J-CARAF Study.** P4494

– Y. Murakawa, A. Nogami, M. Shoda, K. Inoue, S. Naito, K. Kumagai, Y. Miyauchi, T. Yamane, N. Marita, K. Okumura (Kawasaki, Tsukuba, Tokyo, Osaka, Maebashi, Fukuoka, Hachioji and Hiroaki, JP)

**Early observation of transient atrial fibrillation after pulmonary vein isolation is associated with increased late recurrence of atrial fibrillation during the long-term period.** P4495

– H. Koike, T. Fujino, R. Nakanishi, M. Shinohara, I. Watanabe, H. Yuzawa, T. Suzuki, S. Fukunaga, K. Kobayashi, T. Ikeda (Tokyo, JP)

**Is the “blinking period” truly blank? early recurrence of arrhythmia during the blinking period highly associated with recurrence on long-term follow up.** P4496

– M. Bassiouny, A. Mohsen, A. Gutierrez, J. Rickard, A. Hussein, D. Martin, M. Chung, T. Dresing, K. Tarakji, P. Tchou, B. Wilkoff, M. Kanj, W. Saliba, B. Lindsay, O. Wazni (Cleveland, US)



- Quickly remapping by novel online phase mapping system complemented by in silico prediction of excitations is very useful for confirming the effectiveness of non-PAF ablation (ExTRa Mapping Project).** P4497  
 – T. Ashihara, K. Sakata, T. Ozawa, T. Tsuchiya, R. Haraguchi, S. Inada, K. Nakazawa, M. Horie (Otsu, Kumamoto and Osaka, JP)
- What is the makers of Holter-ECG which predict the outcome of catheter ablation for atrial fibrillation?** P4498  
 – K. Ashida, T.M. Mine, H.K. Kishima, S.T. Takahashi, M.I. Ishihara, M.T. Masuyama (Nishinomiya, JP)
- MECHANISM OF ARRHYTHMIA**
- Microscopic analysis of anatomical and functional reentrant mechanisms in human cardiac cell cultures.** P4499  
 – A.M. Climent, I. Hernandez, M.S. Guillem, N. Montserrat, M.E. Fernandez, R. Sanz-Ruiz, J.C. Izpisua, F. Atenza, F. Fernandez-Aviles (Madrid, Valencia and Barcelona, ES)
- Mutation- and age-dependent presentation of HCN4 syndrome comprising sinus node dysfunction, atrial fibrillation, noncompaction cardiomyopathy, mitral valve defects and ascending aortic dilatation.** P4500  
 – P. Schweizer, S. Greiner, D. Merelles, S.J. Buss, M. Koenen, H.A. Katus, D. Thomas (Heidelberg, DE)
- Characterization of the novel mutant A78T-HERG from a long QT syndrome type 2 patient: instability of the mutant protein and stabilization by heat shock factor-1.** P4501  
 – T. Kondo, J. Miake, K. Ogura, M. Kato, K. Iitsuka, I. Hisatome, K. Yamamoto (Yonago, JP)
- Reactive oxygen species inhibit inward rectifying K current by redox-activated protein kinase A.** P4502  
 – M. Trum, E. Zitron, P. Eaton, L.S. Maier, S. Wagner (Regensburg and Heidelberg, DE; London, UK)
- Cyclophilin A: a novel cardiac marker in arrhythmogenic cardiomyopathy.** P4503  
 – E. Rurali, G.L. Perrucci, C.A. Pilato, E. Sommariva, A. Scopece, L. Pasetto, V. Bonetto, G. Pompilio, P. Nigro (Milan, IT)
- Predilection sites for electropathology during sinus rhythm in patients with congenital heart disease associated with right atrial stretch.** P4504  
 – N.M.S. De Groot, E.A.H. Lanters, C.P. Teuwen, L. Van Der Does, P. Knops, J. Roos-Hesselink, P.C. Van De Woestijne, M.A. Allesie, A.J.J.C. Bogers (Rotterdam, NL)
- The BrS-associated KCNT1 mutation R1106Q changes caloxin 2A1 effect toward PMCA.** P4505  
 – M.C. Tsai, J.M. Juang, F.C. Tsai (Taipei, TW)
- Arrhythmogenic left atrial appendage in atrial fibrillation: role of heterogeneous curvature in spatial dispersion of action potential duration and wavebreak.** P4506  
 – J.-S. Song, Y.-S. Lee, B. Lim, M. Hwang, B. Joung, H.-N. Pak (Seoul, KR)
- Regional ventricular wall stretch is weakly related to arrhythmia triggers but strongly associated with vulnerability to ventricular fibrillation following acute coronary occlusion in vivo.** P4507  
 – J.A. Barrabes, J. Inserte, A. Rodriguez-Sinovas, J.J. Alburquerque-Bejar, M. Ruiz-Meana, D. Garcia-Dorado (Barcelona, ES)
- Melatonin receptors activation protects against low potassium induced ventricular fibrillation: role of connexin-43.** P4508  
 – E.R. Diez, T. Benova, N.J. Prado, B. Liptak, V. Knezl, R.M. Miatello, B. Bacova, N. Tribulova (Mendoza, AR; Bratislava, SK)
- Direct thrombin inhibitors prevent atrial remodeling and arrhythmia susceptibility independently of their anticoagulant properties in a rat model of heart failure.** P4509  
 – C. Jumeau, N. Mougnot, M. Dufilho, S. Hatem (Paris, FR)
- Estradiol protection against the toxic effects of isoprenaline on electrical properties in human-induced pluripotent stem cell derived cardiomyocytes.** P4510  
 – I. El-Batrawy, Z. Zhao, S. Lang, B. Patocska, J.-D. Schuenemann, G. Yuecel, I. Akin, M. Behnes, M. Tiburcy, J. Dworacek, W.-H. Zimmermann, J. Utikal, T. Wieland, M. Borggrefe, X.-B. Zhou (Mannheim and Göttingen, DE)
- Mesenchymal transformation of the epicardium contributes to the accumulation of epicardial adipose tissue in the atria.** P4511  
 – N. Suffee, T. Moore Moris, G. Dilanian, P. Farahmand, M. Puceat, S. Hatem (Paris and Marseille, FR)
- Secretoneurin, a novel endogenous CaMKII $\delta$  inhibitor, inhibits Ca<sup>2+</sup>-dependent arrhythmogenesis.** P4512  
 – A.H. Ottesen, D.R. Laver, T. Omland, G. Christensen, H. Rosjo, W.E. Louch (Lørenskog and Oslo, NO; Callaghan, AU)
- Supraventricular conduction disorders and atrial fibro-fatty infiltration.** P4513  
 – Y. Huo, M. Forkmann, J. Sitzy, M. Pohl, U. Richter, J. Salmas, J. Mayer, T. Gaspar, C. Plorkowski (Dresden, DE)
- J Waves are augmented at shorter R-R intervals, but not at prolonged R-R in the patients with ischemic heart diseases: a conduction delay as the mechanism of J wave?** P4514  
 – M. Nakayama, M. Sato, H. Kitazawa, M. Okabe, Y. Aizawa (Toda and Nagaoka, JP)
- Brugada syndrome - Late potentials detection by signal-averaged electrocardiography pre- and post-flecainide provocative test.** P4515  
 – G. Lima Da Silva, A. Pedro, N. Cortez-Dias, J. Rigueira, T. Guimaraes, A.R.G. Francisco, J. Agostinho, J. Goncalves, I. Neves, F.-J. Gaspar, L. Carpinteiro, J. De Sousa, F.J. Pinto (Lisbon, PT)
- Left atrial bipolar voltage map in a large AF-cohort: a prospective, systematic study and its fundamental findings.** P4516  
 – Y. Huo, M. Forkmann, J. Sitzy, M. Pohl, U. Richter, J. Salmas, J. Mayer, T. Gaspar, C. Plorkowski (Dresden, DE)
- Indices of ventricular arrhythmias (Tp-e/QTc) correlates with Plasminogen activator inhibitor-1 levels in sickle cell disease patients.** P4517  
 – O.M. Akinlade, O.P. Olabode, L.A. Olatunji, A.A. Akintunde, A.A. Soladoye, O.G. Opadijo (Ogbomoso and Ilorin, NG)

- Xanthine oxidase inhibition prevents atrial remodeling and atrial fibrillation in alloxan-induced diabetic rabbits.** P4518  
 – T. Liu, J. Zhao, J. Qiu, J. Li, X. Liang, Y. Yang, Z. Zhang, G. Li (Tianjin, CN)
- Oxidative stress mediated angiotensin ii contribute to activate calcium-calmodulin-dependent protein kinase II and induce arrhythmia in cardiac hypertrophy model.** P4519  
 – H. Park, H. Park, H. Kim, B. Joung, B.C. Jung, D. Shin, Y.S. Lee (Seoul and Daegu, KR)
- The morphologic characteristics of J wave proximate to the initiation period of idiopathic ventricular fibrillation and their prevalence in the general population.** P4520  
 – M.S. Cho, G.B. Nam, C.H. Kwon, M.S. Kim, J.H. Lee, Y.M. Hwang, U. Jo, J. Kim, K.J. Choi, Y.H. Kim (Seoul, KR)
- Incidence and mortality risk of QT prolongation in a community hospital cohort. A review of more than 200.000 ECGs.** P4521  
 – C.C. Gibbs, J. Thalamus, J. Hysing (Skien, NO)
- Early repolarization patterns in the coronary slow flow patients.** P4522  
 – M. Sucu, V. Davutoglu, U. Berzal, G. Altunbas (Gaziantep and Diyarbakir, TR)
- THE MULTIPLE CELLULAR FACETS OF ATHEROSCLEROSIS I**
- Activation of the pattern recognition receptor AIM2 impaired reendothelialization and induced atherosclerotic plaques.** P4523  
 – A.O. Krogmann, E. Luesebrink, C. Lahrman, G. Nickenig, S. Zimmer (Bonn, DE)
- Hepcidin was produced from plaque macrophages and related the oxidative stress in endothelial cells.** P4524  
 – M. Sasai, T. Mizukami, A. Miyazaki, H. Suzuki, Y. Iso (Yokohama and Tokyo, JP)
- Inflammasome-induced endothelial microparticles impair cellular function in recipient cells.** P4525  
 – P. Pfeifer, S. Ebert, L. Liu, F. Jansen, J. Jehle, E. Latz, B.S. Franklin, G. Nickenig, S. Zimmer, N. Werner (Bonn, DE)
- Role of an adipokine omentin in preventing the development of atherosclerosis.** P4526  
 – H. Ogawa, K. Ohashi, R. Shibata, M. Hiramatsu-Ito, T. Murohara, N. Ouchi (Nagoya, JP)
- FOXO3a induces vascular smooth muscle cell apoptosis through MMP-13-mediated cleavage of fibronectin: a novel pathway with implications for atherosclerotic plaque rupture.** P4527  
 – A. Fellows, M.R. Bennett, H. Yu (Cambridge, UK)
- An ex vivo model of human atherosclerotic plaque culture for immunological studies.** P4528  
 – D. Vorobyeva, A. Lebedeva, E. Felker, M. Vagida (Moscow, RU)
- Altered pattern of circulating monocyte subpopulations in patients with different stages of coronary artery disease.** P4529  
 – B. Markus, R. Oberoi, M. Luchtefeld, J. Schuett, S. Pankuweit, K. Grote, B. Schieffer (Marburg, DE)
- Micro RNAs expression in cerebral ischemia resulting from carotid artery stenosis: the immediate findings and long-term prognosis.** P4530  
 – I. Karch, A. Kablak-Ziemicka, R. Badacz, E. Stepień, F.J. Enguita, J. Gacon, K. Zmudka, T. Przewlocki (Krakow and Tarnow, PL; Lisbon, PT)
- Coronary atherosclerosis and sudden cardiac death in the young: evidence of a contractile phenotype of smooth muscle cells in the culprit plaque.** P4531  
 – S. Rizzo, M. Coen, A. Sakic, G. Thiene, G. Gabbiani, C. Basso, M.L. Bochaton-Piallat (Padua, IT; Geneva, CH)
- Involvement of epicardial adipose tissue thermogenic genes in patients with coronary artery disease according to diabetes status.** P4532  
 – M. Jimenez-Navarro, I. Moreno-Santos, L.M. Perez-Belmonte, M. Macias-Gonzalez, M.J. Mataro, D. Castellano, M. Lopez-Garrido, C. Porras-Martin, J.J. Gomez-Doblas, A. Ordóñez, F. Cardona, E. De Teresa-Galvan (Málaga and Seville, ES)
- Regulatory CD19+CD24hiCD38hi B cells are decreased in patients with coronary atherosclerosis and have impaired interleukin-10 production in response to CpG.** P4533  
 – I.E. Dumitriu, P. Baruah, S. Dinkla, J. Bullenkamp, J.C. Kaski (London, UK)
- Stimulators of the soluble guanylyl cyclase in atherosclerosis: promising functional insights from rare coding GUCY1A3 variants.** P4534  
 – J. Wobst, T. Kessler, T.A. Dang, S. Von Arnell, S. Tennstedt, C. Hengstenberg, J. Erdmann, H. Schunkert (Munich and Lübeck, DE)
- Magnetic resonance imaging of atherosclerotic plaques using very small superparamagnetic iron oxide nanoparticles: an investigation of the uptake mechanisms.** P4535  
 – W.C. Poller, E. Ramberger, P. Boehm-Sturm, S. Mueller, K. Moeller, F. Wiekhorst, M. Taupitz, G. Baumann, K. Stangl, V. Stangl, A. Ludwig (Berlin, DE)
- Alpha-galactosylceramide-pulsed human dendritic cells can ameliorate post-infarct cardiac remodeling and failure in mice.** P4536  
 – A. Saito, N. Ishimori, M. Nishikawa, Y. Masaki, S. Kinugawa, H. Tsutsui (Sapporo, JP)
- Platelet P2Y12 inhibitors enhance expansion of the intermediate monocyte population following systemic inflammation in humans.** P4537  
 – M.R. Thomas, A. Iqbal, S.N. Outteridge, H.M. Judge, D.H. Dockrell, I. Sabroe, R.F. Storey (Sheffield, UK)
- The expression of protease-activated receptors 1 and 2 in dilated cardiomyopathy correlate with myocardial inflammation and ventricular dysfunction.** P4538  
 – J. Friebe, M. Witkowski, A. Weithauser, D. Steffens, O. Galuszka, U. Landmesser, U. Rauch (Berlin, DE)

THE MULTIPLE CELLULAR FACETS OF ATHEROSCLEROSIS II

- Circulating miR-200c is up-regulated in pediatric patients with familial hypercholesterolemia and correlates with miR-33a and miR-33b levels.** P4539  
 – A. Magenta, F. Martino, F. Carlomosti, M. D'Agostino, L. Persico, S. Beji, M. Picozza, D. Avitabile, F. Barilla, M. Arca, E. Martino, S. Parrotto, M.C. Capogrossi (Rome, Genoa and Milan, IT)
- Ex vivo 18F-NaF uptake by carotid plaques on microPET/CT does not differ between symptomatic and asymptomatic patients and is common in renal arteries from healthy kidney donors.** P4540  
 – H. Hop, S.A. De Boer, M. Reijrink, C.S.E. Doorenbos, P.W. Kamphuisen, M.H. De Borst, R.A. Pol, C.J. Zeebregts, R.H.J.A. Slart, H.H. Boersma, D.J. Mulder (Groningen, NL)
- A novel polymer-free DES coated with everolimus using nitrogen-doped titanium dioxide film deposition in a porcine coronary restenosis model.** P4541  
 – D.S. Sim, M.H. Jeong, D.S. Park, J.H. Kim, K.S. Lim, I.H. Bae, Z.H. Piao, H.Y. Yang, J.H. Lee, D.Y. Hyun, Y.J. Hong, J.H. Kim, Y.K. Ahn, J.C. Kang (Gwangju, KR)
- Single nucleotide polymorphisms of adiponectin gene and decreased adiponectin plasma level are associated with the risk of myocardial infarction in young age.** P4542  
 – M. Ambroziak, M. Kolanowska, Z. Bartoszewicz, A. Budaj (Warsaw, PL)
- P2X1 ion channel is critical for vascular integrity in inflammation.** P4543  
 – O. Wera, C. Delierneux, A. Hego, C. Lecut, L. Servais, A. Nchimi, P. Lancellotti, C. Oury (Liège, BE)
- Caffeic acid phenethyl ester ameliorates monocrotaline-induced pulmonary arterial hypertension through inhibiting erk/nf-kb/hif-1a signaling pathway.** P4544  
 – M.W. Ke, W.C. Huang, C.C. Cheng, S.R. Wann, C.W. Shu, G.Y. Mar, C.P. Liu, C.J. Tseng (Kaohsiung, TW; Bristol, UK)
- The role of the N-terminal fragment of cardiac myosin binding protein-C in the initiation of inflammation in cardiovascular diseases.** P4545  
 – C. Lipps, J.N. Nguyen, L. Pyttel, T. Lynch, C. Liebetrau, O. Doerr, S. Voss, H.M. Nef, H. Moellmann, C. Hamm, S. Sadayappan, C. Troidl (Giessen and Bad Nauheim, DE; Maywood, US)
- Dexamethasone-encapsulated lipid nanoemulsions targeted to P-selectin reduce endothelium inflammation.** P4546  
 – V. Simion, D. Stan, C.A. Constantinescu, M. Tucureanu, M. Deleanu, E. Butoi, I. Manduteanu, M. Simionescu, M. Calin (Bucharest, RO)
- The role of eosinophils in hypoxia induced pulmonary arterial remodelling.** P4547  
 – K. Soma, N. Takeda, T. Isagawa, H. Abe, H. Semba, K. Koyama, M. Wake, M. Katoh, I. Manabe, R. Nagai, I. Komuro (Tokyo, Chiba and Tochigi, JP)
- The six-transmembrane protein Stamp2 protects from experimental pulmonary hypertension.** P4548  
 – H. Ten Freyhaus, M. Batool, E.M. Berghausen, M. Zierden, M. Vantler, S. Baldus, S. Rosenkranz (Cologne, DE)
- Coagulation factor XI promotes vascular inflammation in two models of arterial hypertension in mice and rats.** P4549  
 – S. Kossmann, J. Lagrange, S. Jaeckel, K. Jurk, M. Ehlken, T. Schoenfelder, A. Daiber, U. Walter, B. Monia, W. Ruf, T. Muenzel, P. Wenzel (Mainz, DE; Carlsbad, US)
- The effect of phosphodiesterase 5 inhibitor sildenafil on IL-8 in diabetic cardiomyopathy: in vivo and in vitro study.** P4550  
 – C. Corinaldesi, C. Antinozzi, G.B. Vannelli, M. Proietti, V. Raparelli, S. Basili, A.M. Isidori, L. Di Luigi, S. Scolletta, A. Lenzi, C. Crescioli (Rome, Florence and Siena, IT; Birmingham, UK)
- Activation of different inflammasomes in human monocyte subpopulations in coronary artery disease as revealed by NGS: feasibility of specific inhibition.** P4551  
 – A. Kratzer, H. Giral, V. Franke, N. Kraenkel, P. Jakob, K. Kuschnerus, T.F. Luescher, A. Alkalin, U. Landmesser (Berlin, DE; Zurich, CH)
- Leukocyte-derived microvesicles are increased in patients with coronary disease: impact on endothelial regeneration and repair.** P4552  
 – N. Kraenkel, K. Kuschnerus, E. Straessler, U. Landmesser (Berlin, DE; Zurich, CH)
- Association of common Interleukin-6 gene polymorphisms with coronary artery disease and MI: Results of the most comprehensive meta-analysis on the subject till date.** P4553  
 – H. Rai, N. Sinha, S. Cassese, S. Kumar, A. Kapoor, A. Kastrati (Lucknow, IN; Munich, DE)
- Macrophage STAT3 activation promotes aortic dissection via imbalance of tissue destruction and protection.** P4554  
 – S. Ohno, H. Aoki, M. Nishihara, A. Furusho, S. Hirakata, N. Nishida, S. Ito, M. Hayashi, H. Akashi, H. Tanaka, Y. Fukumoto (Kurume, JP)

HEART FAILURE / LEFT VENTRICULAR FONCTION

- Circulating Toll-like receptor 2 deficiency reduces cardiac dysfunction in mice subjected to pressure overload.** P4555  
 – J.W. Wang, X.Y. Wang, S.Y. Chong, Y.N. Zhang, F. Arslan, C.S.P. Lam, D.V.P. De Kleijn (Singapore, SG; Utrecht, NL)
- Potential role of cardiac iron metabolism in the failing heart.** P4556  
 – S. Jiao, I. Shimizu, Y. Yoshida, M. Suda, Y. Hayashi, G. Katsuimi, H. Kayamori, Y. Ohno, H. Hanawa, T. Minamino (Niigata, JP)
- QSOX1 has a protective role in the myocardium face to acute stress.** P4557  
 – A. Caillard, A. Cescau, M. Sadoune, M. Meddour, Z. Li, A. Mebazaa, N. Vodovar, J.L.S. Samuel (Paris, FR)

- Left ventricular parameters and stroke work change dramatically with increasing venoarterial extracorporeal membrane oxygenation flow in a porcine model of chronic heart failure.** P4558  
 – P. Hala, M. Mlcek, P. Ostadal, D. Janak, M. Popkova, T. Boucek, S. Lacko, J. Kudlicka, P. Neuzil, O. Kittnar (Prague, CZ)
- Correlates of stem cell reserve in patients with advanced chronic heart failure.** P4559  
 – G. Poglajen, N. Olas Kar, M. Sever, M. Cukjati, P. Cernelc, B. Vrtovec (Ljubljana, SI)
- Deficiency of cardiac myoglobin promotes myocardial lipotoxicity and dysfunction.** P4560  
 – M. Totzeck, P. Stock, U. Floegel, T. Rassaf, U.B. Hendgen-Cotta (Essen and Düsseldorf, DE)
- Finerenone protects cardiac fibroblasts from fibrotic remodeling.** P4561  
 – D. Lavall, N. Jacobs, P. Kolkhof, M. Böhm, U. Laufs (Homburg and Wuppertal, DE)
- Lack of growth differentiation factor 15 aggravates adverse cardiac remodeling upon pressure-overload in mice.** P4562  
 – J.J. De Haan, L. Bosch, M.A.D. Brans, S.M. Van De Weg, J.C. Deddens, S.J. Lee, J.P.G. Sluijter, G. Pasterkamp, S.C.A. De Jager (Utrecht, NL; Baltimore, US)
- Sphingolipid targeting agent MIPS247 attenuates collagen synthesis by cardiac and kidney cells via stabilization of PPM1A.** P4563  
 – B. Wang, L. Aurelio, I. Wang, C. Scullino, Y. Hua, S.M. Pitson, J.Y. Lu, M.R. Pitman, L. Huang, D.J. Creek, H. Krum, B.L. Flynn (Melbourne and Adelaide, AU)
- Protein inhibitor of NOS1 plays a central role in the regulation of myocardial Ca<sup>2+</sup> homeostasis in human heart failure.** P4564  
 – E. Rosello-Lleti, R. Carnicer, E. Tarazon, A. Ortega, C. Gil-Cayuela, I. Sanchez-Lazaro, E. Sanchez-Lacuesta, F. Lago, L. Martinez-Dolz, M. Portoles, M. Rivera (Valencia and Santiago de Compostela, ES; Oxford, UK)
- Galectin-3 and ST-2: association with oxidative stress and renal dysfunction in patients with heart failure.** P4565  
 – E.A. Medvedeva, Y.V. Shchukin, N.V. Shilyaeva (Samara, RU)
- Prolonging systolic ejection time with omecamtiv is at the expense of ventricular filling and impairs ventricular active relaxation in rat.** P4566  
 – A. Parkar, I. Barbosa, C. Canalis, X. Chenede, F. Coignee, A. Corbier, B. El-Mathari, L. Lucats, B. Poirier, P. Janiak (Chilly-Mazarin, FR)
- Chronic heart failure induces changes in the serum profile of lipids containing choline - Results of the validation study.** P4567  
 – M. Marcinkiewicz-Siemion, K. Ptaszynska-Kopczynska, M. Ciborowski, A. Szpakowicz, A. Lisowska, M. Jasiewicz, E. Waszkiewicz, A. Kretowski, W.J. Musial, K.A. Kaminski (Białystok, PL)
- Fetuin-A expression and cardiac fibrosis in dialytic heart failure using nephrectomy animal model and clinical cardiac magnetic resonance imaging.** P4568  
 – C. Wu, J.K. Lee, L.Y. Lin (Taipei, TW)
- MicroRNA-19b is associated with myocardial collagen cross-linking in patients with severe aortic stenosis. Potential usefulness as a circulating biomarker.** P4569  
 – J. Beaumont, B. Lopez, S. Ravassa, N. Hermida, F. Valencia, J.J. Gomez-Doblas, G. San Jose, I. Gallego, E. De Teresa, J. Diez, A. Gonzalez Miqueo (Pamplona and Málaga, ES; Brussels, BE)
- The forkhead transcription factor FoxO3a negatively regulates NK cell function and viral clearance in myocarditis.** P4570  
 – M. Loebel, L. Holzhauser, A. Jenke, S. Pinkert, H. Fechner, H.P. Schultheiss, W. Poller, U. Landmesser, C. Scheibebogen, C. Skurk (Berlin, DE; New York, US)
- Echocardiographic variations during different phases of cheyne-stokes respiration in heart failure patients: vascular resistances, pulmonary pressure and biventricular hemodynamics.** P4571  
 – V. Raglianti, A. Giannoni, E. Pasanisi, V. Chubuchnyi, C. Taddei, A. Aimò, C. Borrelli, A. Valleggi, G. Vergaro, C. Passino, M. Emdin (Pisa, IT)
- Comparisons of T1 mappings among cardiovascular diseases: a systematic review and meta-analysis from 4794 subjects.** P4572  
 – H. Vo Quang, T. Marwick, K. Negishi (Hobart, AU)
- Determinants of changes in plasma volume after decongestion therapy for worsening heart failure.** P4573  
 – H. Kataoka (Oita, JP)
- Usefulness of superior caval vein flow analysis to distinguish cardiogenic and pulmonary dyspnea.** P4574  
 – R.M. Inciardi, A. Anselmi, G. Benfari, D. Bicego, M.A. Ciccoira, C. Vassanelli, A. Rossi (Verona, IT)
- Relationship between pulmonary systolic pressure and right ventricle free-wall strain at peak exercise: a novel index of right ventricle to pulmonary circulation coupling in heart failure patients?** P4575  
 – V. Donghi, G. Generati, F. Bandera, V. Tuffaro, E. Alfonzetti, M. Guazzi (San Donato Milanese and Milan, IT)
- Circulating growth-differentiation factor 15 in peripartum cardiomyopathy.** P4576  
 – F. Azibani, W. Dowling, O. Briton, T. Adam, S. Kraus, J. Anthony, K. Sliwa (Cape Town, ZA)
- The incidence of stroke after hospitalization for heart failure in patients with atrial fibrillation: the Fushimi AF Registry.** P4577  
 – M. Iguchi, Y. Tezuka, N. Masunaga, M. Ishii, M. Esato, Y. Chun, H. Wada, K. Hasegawa, H. Ogawa, M. Abe, M. Akao (Kyoto, JP)
- Regional heterogeneity on norepinephrine spillover in heart failure with preserved ejection fraction: insight from a porcine model of severe hypertension.** P4578  
 – H.-F. Tse, Z. Zhen, S.Y. Liao, R. Derama, H. Cary, C. Shuto, P. Chen (Hong Kong, HK; Irvine, US)
- Mismatch between right- and left-sided filling pressures in heart failure patients with preserved and reduced ejection fraction.** P4579  
 – Y. Horiuchi, S. Tanimoto, K. Yasuhara, T. Sato, N. Kato, K. Furui, M. Izumo, T. Kinoshita, J. Aoki, H. Nakajima, K. Hara, K. Tanabe (Tokyo, JP)

- Protective effect of beta-blockers on worsening of renal function in heart failure patients with sympathetic overactivation.** P4580  
 – R. Ushijima, S. Joho, T. Akabane, T. Hirai, K. Kinugawa (Toyama, JP)
- Trans-tubular potassium gradient as a predictive marker for commencing inotropic infusions for patients with acute heart failure with reduced ejection fraction.** P4581  
 – H. Miura, H. Abe, C. Toriyama, Y. Iida, H. Nishida, H. Inoue, K. Yasumura, A. Idemoto, K. Shinouchi, M. Koide, M. Date, Y. Ueda, Y. Koretsune, H. Kusuoka (Osaka, JP)
- Prognostic significance of thirst augmentation in chronic heart failure rats.** P4582  
 – C. Zheng, M. Li, T. Kawada, M. Inagaki, K. Uemura, M. Sugimachi (Osaka, JP)
- Prognostic value of sST2 and Galectin-3 considering different etiologies in non-ischemic heart failure.** P4583  
 – D. Binas, H. Daniel, A. Richter, V. Ruppert, B. Schieffer, S. Pankuweit (Marburg, DE)
- ADHERE risk levels provides the prognostic information in patients admitted for acute decompensated heart failure, regardless of reduced or preserved left ventricular ejection fraction.** P4584  
 – T. Yamada, T. Morita, Y. Furukawa, S. Tamaki, Y. Iwasaki, M. Kawasaki, A. Kikuchi, T. Kondo, T. Ozaki, M. Seo, Y. Sato, I. Ikeda, E. Fukuhara, M. Fukunami (Osaka, JP)
- Potential use of LCZ696 in real life clinical practice in patients with chronic heart failure: Results from REALITY HF Study.** P4585  
 – Y. Cavusoglu, O. Kozan, A. Temizhan, S. Kucukoglu (Eskisehir, Izmir, Ankara and Istanbul, TR)
- Liposome-encapsulated berberine treatment reduces adverse ventricle remodeling after myocardial infarction.** P4586  
 – J.W. Wang, I.E. Allijn, B.M.S. Czarny, X.Y. Wang, S.Y. Chong, G. Pastorin, D.P.V. De Kleijn, G. Storm, R.M. Schiffelers (Singapore, SG; Enschede and Utrecht, NL)
- Atrio-ventricular plane excursion is impaired after ten weeks of anthracycline treatment in breast cancer patients: Data from the PRADA study.** P4587  
 – G. Gulati, S.L. Heck, J. Geisler, B. Gravdehaug, A.H. Ree, P. Hoffmann, H. Rosjo, T. Omland, K. Steine (Lorenskog and Oslo, NO)
- Acetazolamide as an add-on diuretic therapy in patients with chronic heart failure exacerbations - a pilot study.** P4588  
 – T. Imiela, A. Budaj (Warsaw, PL)
- Effect of intravenous vasodilators on short-term outcome in patients hospitalized for acute heart failure.** P4589  
 – D.T. Farmakis, J. Parissis, P. Simitsis, V. Bistola, G. Bakosis, G. Papingiotis, I. Ikonomidis, F. Follath, A. Mebazaa, J. Lekakis (Athens, GR; Zurich, CH; Paris, FR)
- Pulse pressure and outcomes in heart failure with reduced ejection fraction: insights from PARADIGM-HF.** P4590  
 – C.H. Chen, N.T. Ramparsad, N. Greenlaw, P.S. Jhund, V.C. Shi, J.L. Rouleau, S.D. Solomon, K. Swedberg, M.R. Zile, M. Packer, J.J.V. McMurray (Taipei, TW; Glasgow, UK; East Hanover, Boston, Charleston and Dallas, US; Montreal, CA; Gothenburg, SE)
- New insights in molecular therapeutic mechanism of statin in heart failure using high-throughput transcriptome analysis.** P4591  
 – A. Wada, T. Matsumoto, M. Fujii, A. Taniguchi, T. Hara, M. Kinoshita, M. Horie (Kusatsu and Otsu, JP)
- Importance of Beta-Blocker therapy optimization in elderly patients with severe left ventricular dysfunction: is the dose important?** P4592  
 – A. Romero Daza, J. Franco Pelaez, M. Cortes Garcia, J.A. Palfy, A. Garcia Ropero, M.L. Martin Mariscal, M. Lopez Garcia, J. Farre Muncharaz (Madrid, ES)
- Long-term prognosis and potential years-of-life lost of young patients after a hospital admission for acute heart failure.** P4593  
 – C. Gunturiz Beltran, M. Garcia Carrilero, A. Cordero Fort, F. Ribes Tur, M. Juskova, J. Moreno Arribas, J. Castillo Castillo, V. Bertomeu Gonzalez, V. Bertomeu Martinez (Alicante, ES)
- Acute heart failure - Is more acute onset automatically connected with worse prognosis?** P4594  
 – I. Varga, P. Lesny, M. Luknar, V. Simovicova, L. Mrozova, E. Goncalvesova (Bratislava, SK)
- Procalcitonin levels measured before discharge predict 1-year mortality in patients hospitalized for acute decompensated heart failure.** P4595  
 – C.E. Caglayan, M. Gok, M. Tangalay, O.S. Deveci, B. Karaarslan, M.F. Ikkardes, A.I. Celik, A. Cureoglu, A. Deniz, R.E. Akilli, M. Demir, A. Usal (Adana, TR)
- Short term omega-3 polyunsaturated fatty acids supplementation induces favorable changes in right ventricle function and diastolic filling pressure in patients with chronic heart failure; a randomized.** P4596  
 – C. Chrysohoou, G. Metallinos, G. Georgiopoulos, D. Mendrinou, A. Papanikolaou, J. Skoumas, E. Oikonomou, S. Brill, C. Stefanadis, C. Pitsavos, D. Tousoulis (Athens, GR)
- The relation between left atrial function and cardiac output during exercise in left heart disease patients: insights by combining cardiopulmonary exercise testing with stress echo.** P4597  
 – T. Sugimoto, F. Bandera, G. Generati, E. Alfonzetti, V. Tufaro, M. Guazzi (Milan, IT)
- Longitudinal changes in left ventricular structure and diastolic function in relation to arterial properties in a general population.** P4598  
 – N. Cauwenberghs, J. Knez, J. D'hooge, L. Thijs, W. Yang, F. Haddad, J.A. Staessen, T. Kuznetsova (Leuven, BE; Stanford, US)
- TfR1/logFR as a useful marker and predictor of myocardial iron load in heart failure.** P4599  
 – P. Leszek, B. Sochanowicz, L. Kraj, P. Kolsut, K. Brzoska, W. Piotrowski, T. Rywik, H. Polkowska-Motrenko, M. Kusmierczyk, M. Kruszewski (Warsaw, PL)
- Pre- and in-hospital course of care for patients with acute heart failure: features and impact on prognosis in the real life.** P4600  
 – L. Cluzol, J. Cautela, P. Michelet, A. Roch, F. Kerbaul, J. Mancini, M. Laine, M. Peyrol, F. Robin, L. Bonello, F. Paganelli, F. Thuny (Marseille, FR)

- Worsening heart failure in acute decompensated heart failure admissions: is it all the same?** P4601  
 – P. Klin, C. Zambrano, F. Zeppa, A. Granja, A. Bilbao, F. Klein (Buenos Aires, AR)
- Advanced lung cancer inflammation index (ALI) predicts major adverse cardiac events in patients with heart failure.** P4602  
 – T. Sugai, T. Watanabe, T. Toshima, T. Takahashi, D. Kinoshita, M. Yokoyama, T. Arimoto, H. Takahashi, T. Shishido, T. Miyamoto, I. Kubota (Yamagata, JP)
- Heart failure team in real-life conditions: a group effort to optimize treatment of the most complex heart failure patient subpopulation.** P4603  
 – L. Pyka, J. Gorol, A. Kurek, M. Hawranek, M. Tajstra, M. Gierlotka, A. Lekston, M. Zembala, M. Gasior (Zabrze, PL)
- Central-line associated bloodstream infections in inotrope dependent patients waiting for heart transplantation.** P4604  
 – A. Gkouziouta, S. Chatzianastasiou, D. Miliopoulos, E. Bousoula, J. Fekos, D. Kalogerakis, A. Tshipis, G. Saroglou, S. Adamopoulos (Athens, GR)
- Prevalence and determinants of restless leg syndrome among heart failure patients.** P4605  
 – M.A. Mohamed, M.E. Elsayed, T.J. Kiernan (Limerick, IE)
- The impact of heart failure on the incidence of stroke in patients with atrial fibrillation: the Fushimi AF Registry.** P4606  
 – M. Iguchi, Y. Tezuka, N. Masunaga, M. Ishii, M. Esato, Y. Chun, H. Wada, K. Hasegawa, H. Ogawa, M. Abe, M. Akao (Kyoto, JP)
- DEALING WITH METABOLIC DISORDERS**
- Glycemic variability predicts left ventricular reverse remodeling in patients with ST-segment elevation acute myocardial infarction.** P4607  
 – Y. Minamimoto, N. Iwahashi, M. Gohbara, S. Kataoka, E. Akiyama, Y. Matsuzawa, N. Maejima, K. Tsukahara, K. Hibi, M. Kosuge, T. Ebina, K. Kimura (Yokohama, JP)
- Weight loss or exercise to improve insulin sensitivity in overweight CAD patients? One year follow-up in the randomised CUT-IT trial.** P4608  
 – L.R. Pedersen, R.H. Olsen, S.B. Haugaard, E. Prescott (Copenhagen, DK)
- Family history impact in the setting of the metabolic syndrome: the 40 year follow-up results of the seven countries study.** P4609  
 – B. Parapid, N. Danchin, O.M.S. Nedeljkovic-Arsenovic, B. Obrenovic-Kircanski, H. Blackburn, A. Menotti, H. Adachi, D. Kromhout, D. Jacobs, A. Nissinen, J. Moschandreas, M.C. Ostojic (Belgrade, RS; Paris, FR; Minneapolis, US; Rome, IT; Kurume, JP; Wageningen, NL; Kuopio, FI; Heraklion, GR)
- New role of lysosomal acid lipase in metabolic syndrome.** P4610  
 – A. Nohara, M.A. Kawashiri, Y. Eto, M.A. Fujisaki, H. Tada, M.A. Yoshida, M.A. Mori, C. Nakanishi, K. Yagi, A. Inazu, T. Kobayashi, M. Yamagishi, H. Mabuchi (Kanazawa and Kawasaki, JP)
- Disruptive arterial pressure stability is improved by sodium-glucose co-transporter 2 inhibitor in streptozotocin-induced diabetic rat.** P4611  
 – T. Yoshikawa, T. Kishi, Y. Hirooka (Fukuoka, JP)
- Non-alcoholic fatty liver disease strongly predicts incident diabetes in patients with coronary artery disease.** P4612  
 – C.H. Saely, D. Zanolin, A. Vonbank, A. Leiberer, K. Vathie, P. Rein, H. Drexel (Triesen, LI; Feldkirch, AT; Philadelphia, US)
- Significant relationship between uric acid and metabolic syndrome in the general population.** P4613  
 – S. Takayama, H. Takase, T. Tanaka, D. Nonaka, H. Hayashi, T. Sugiura, N. Ohte, Y. Dohi (Hamamatsu, Nagoya and Seto, JP)
- Ivabradine therapy favorably modulates sympathetic overdrive and arterial stiffening in hypertensive patients with metabolic syndrome.** P4614  
 – K. Dimitriadis, C. Tsioufis, G. Liatakis, D. Konstantinidis, T.H. Kalos, E. Koutra, N. Magkas, S. Galanakis, V. Pylarinou, N. Vogiatzakis, D. Tousoulis (Athens, GR)
- The significance of blood pressure attributable to cardiovascular outcomes for diabetes in a real-world setting.** P4615  
 – R. Komi, F. Tanaka, S. Makita, K. Onoda, K. Tanno, M. Ohsawa, K. Sakata, K. Ogasawara, A. Okayama, M. Nakamura (Morioka and Tokyo, JP)
- Metformin and contrast-induced nephropathy in diabetic patients treated with primary percutaneous coronary intervention for st segment elevation myocardial infarction: a multicentre study.** P4616  
 – M. Zeller, M. Labalette-Bart, J.-M. Julliard, L. Feldman, G. Steg, Y. Cottin, R. Rousel (Dijon and Paris, FR)
- Glycemic variability is associated with left ventricular global systolic function in patients with anterior ST-segment elevation myocardial infarction.** P4617  
 – S. Kataoka, N. Iwahashi, M. Gohbara, E. Akiyama, N. Maejima, K. Tsukahara, K. Hibi, M. Kosuge, T. Ebina, K. Kimura (Yokohama, JP)
- Glucose fluctuation for detection of myocardial damage risks after percutaneous coronary intervention in non-diabetic ST-segment elevation myocardial infarction patients.** P4618  
 – S. Oka, J. Deyama, K. Umetani, K. Sudo, S. Takahashi, A. Makino, K. Sano, M. Nakamura (Kofu, JP)
- Waist circumference is associated with elevated blood pressure in children with normal body mass index: a cross-sectional evaluation of 3,417 schoolchildren.** P4619  
 – D.C. Pazin, C.F. Rosaneli, M. Olandoski, E.R. Neto De Oliveira, C.P. Baena, A.S. Figueredo, A.O. Baraniuk, T.L. Kaestner, J.R. Faria Neto (Curitiba and Maringa, BR)
- Obesity is associated with left ventricular structural change even in early childhood.** P4620  
 – K. Harada, M. Toyono, Y. Harada (Akita, JP)

<b>Overweight and obesity in female and male patients with atrial fibrillation: insights from the EURObservational Research Programme on Atrial Fibrillation (EORP-AF) Pilot Registry.</b>	P4621
– G. Boriani, C. Laroche, I. Diemberger, M.I. Popescu, L.H. Rasmussen, G. Sinagra, L. Tavazzi, A.P. Maggioni, G.Y.H. Lip (Modena, Bologna, Trieste and Cotignola, IT; Sophia Antipolis, FR; Oradea, RO; Aalborg, DK; Birmingham, UK)	
<b>The relationship of obesity in childhood with cardiac structure and function 30 years later in adulthood.</b>	P4622
– Q. Huynh, H. Yang, A. Venn, T. Marwick (Hobart and Melbourne, AU)	
<b>Systolic blood pressure is strongly related to indices of obesity in children.</b>	P4623
– A.J. Cheung, B.M.Y. Cheung (Hong Kong, HK)	
<b>The effect of BMI on statin-induced diabetes mellitus.</b>	P4624
– M. Mosseri, J.E. Arbelle, A. Porath (Kfar-Saba, Beer Sheva and Tel Aviv, IL)	
<b>Fatter is better? The obesity paradox and inflammation in ST elevation myocardial infarction patients.</b>	P4625
– S. Comara, A. Somaschini, R. Camporotondo, F. Valli, A. Baldo, G. Crimi, A. Repetto, L. Oltrona Visconti, S. De Servi S, G.M. De Ferrari (Pavia, IT)	
<b>Endogenous sex hormone levels relate to changes in body composition in postmenopausal women: the Rotterdam Study.</b>	P4626
– N. Stringa, K. Trajanoska, A. Brahimaj, J.C. Kieft-De Jong, J. S.E. Laven, F. Rivadeneira, T. Muka, O. Franco (Rotterdam, NL)	
<b>PREMATURE AGEING: WHAT DO WE KNOW?</b>	
<b>Premature cardiac ageing in South Asians: the ethnic-echocardiographic heart of England screening study (E-ECHOES).</b>	P4627
– E. Shantsila, A. Shantsila, P.S. Gill, G.Y.H. Lip (Birmingham, UK)	
<b>Augmentation index by volume plethysmography as a measure of wave reflection: distribution, reference values and its clinical utility in the general populationp.</b>	P4628
– N. Arnold, T. Gori, A. Gundling, A. Schulz, J. Prochaska, H. Binder, N. Pfeiffer, M. Beutel, C. Espinola-Klein, K. Lackner, T. Munzel, P. Wild (Mainz, DE)	
<b>Expansion of immunosenescent T cell fraction in chronic kidney disease patients: exploring new pathogenic mechanisms of increased arterial stiffness.</b>	P4629
– J.C. Youn, H.T. Yu, H.C. Kim, S.W. Choi, S.W. Han, K.H. Ryu, E.C. Shin, S. Park (Hwaseong, Seoul and Daejeon, KR)	
<b>Assessing metabolic and cardiovascular risk in survivors of childhood acute lymphoblastic leukemia: the contribution of integrated metabolic and vascular ultrasound indicators.</b>	P4630
– M.M. Ciccone, S. Carbonara, P. Scicchitano, M. Gesualdo, P. Muggeo, A. Romano, F. Valente, A. Zito, M. Delvecchio, M.F. Faienza, I. Dentamaro, F. Cortese, G. Ricci, P. Giordano (Bari and Brindisi, IT)	
<b>Risk factor burden in young first-acute coronary syndrome patients: The ANZACS-QI New Zealand National Cohort.</b>	P4631
– N.J. Earle, K.K. Poppe, R.N. Doughty, M.E. Legget, A. Rolleston, A.J. Kerr (Auckland, NZ)	
<b>Cardiac toxicity induced by high fat diet: a wild-type murine model.</b>	P4632
– J. Ternacle, F.W. Wan, D.S. Sawaki, J.L.D.R. Dubois-Rande, S.A. Adnot, G.C. Czibik, G.D. Derumeaux (Créteil, FR)	
<b>The aging related splice variant progerin upregulated in cardiomyopathy hearts.</b>	P4633
– M. Messner, S.K. Ghadge, G. Poelzl, V. Goetsch, W.M. Franz, M.M. Zaruba (Innsbruck, AT)	
<b>Maternal pregnancy complications and premature coronary heart disease in the offspring.</b>	P4634
– A. Qanitha, B.A.J.M. De Mol, D.R. Pabittei, I. Mappangara, P. Kabo, C.S.P.M. Uiterwaal (Amsterdam and Utrecht, NL; Makassar, ID)	
<b>Age-related cardiac dysfunction is linked to visceral adiposity.</b>	P4635
– D. Sawaki, R. Mercedes, J. Ternacle, M. Pini, G. Czibik, G.A. Derumeaux (Créteil, FR)	
<b>miR299, 145, and 494 regulate human aortic smooth muscle cell aging via direct targeting of VEZF1.</b>	P4636
– E. Kim, H.E. Park, E.H. Park, I. Kim, J.M. Kim, K. Kang, C.W. Kim, S.H. Lee, S. Kim, Y. Choi, H.W. Park, Y. Lee, T.H. Kim, H.J. Park, K. Chang (Seoul, KR)	
<b>Testosterone deficiency in primary hypertension an essential middle aged pathology triggered by vascular stiffness.</b>	P4637
– A. Angelis, N. Ioakeimidis, K. Aggeli, I. Felekos, M. Abdelrasoul, K. Aznaouridis, I. Gourgouli, C. Georgakopoulos, D. Terentes, C. Vlachopoulos, D. Tousoulis (Athens, GR)	
<b>The paradoxical association of platelet-to-lymphocyte ratio with coronary artery disease in high risk young and older patients.</b>	P4638
– I. Trakarnwijitr, B. Li, H. Adams, J. Layland, J. Garlick, A. Wilson (Melbourne, AU)	
<b>Atorvastatin modulates telomerase activity in patients free of cardiovascular diseases.</b>	P4639
– I.D. Strazhesko, O.N. Tkacheva, E.N. Dudinskaya, D.U. Akasheva, V.S. Pykhtina, A.S. Kruglikova, E.V. Plokhova, I.N. Ozerova, M.S. Pokrovskaya, M.V. Agaltsov, V.A. Vygodin, D.A. Skvortsov, S.A. Boytsov (Moscow, RU)	
<b>Comorbidity profile for out of hospital unexpected deaths varies by age.</b>	P4640
– J. Maradey, J. Chigbu, B. Bogle, G. Joodi, J.B. Layton, I. Purcell, J.P. Mounsey, R.J. Simpson, E.H. Chung (Chapel Hill, US)	
<b>FOXO3 gene variant is associated with lower Cardiovascular Disease risk. Insights from IKARIA study on human longevity.</b>	P4641
– C. Chrysohoou, A. Errigo, V. Metaxa, M. Zaromytidou, G. Pes, J. Skoumas, G. Lazaros, G. Vogiatzi, K. Dimitriadis, M. Poulain, G. Tsitsinakis, N. Galiatsatos, C. Pitsavos, D. Tousoulis, C. Stefanadis (Athens, GR; Sassari, IT)	

- Selective estrogen receptor modulator has cardioprotective effects based on better autonomic modulation in a model of menopausal rats.** P4642  
 – S.C. Freitas, F.F. Conti, K.F. Vargas, K. De Angelis, H. Delle, I.C. Sanches (São Paulo, BR)
- Age-related changes in clinical parameters and their relations to common complex diseases in community-dwelling Japanese individuals.** P4643  
 – K. Kato, T. Fujimaki, Y. Yamase, H. Horibe, T. Takikawa, H. Mori, M. Oguri, T. Murohara, Y. Yamada (Nagoya, Inabe, Tajimi, Kasugai and Tsu, JP)
- The inflammatory component of cardiovascular aging on albuminuria and arterial stiffness in essential hypertensive subjects.** P4644  
 – K. Dimitriadis, C. Tsioufis, A. Kasiakogias, T. Kalos, E. Andrikou, D. Konstantinidis, I. Kallikazaros, C. Stefanadis (Athens, GR)
- Coronaries age in a complex fashion.** P4645  
 – G. Parale, C. Parale (Solapur, IN)
- Testosterone deficiency and prediction of acute coronary events in middle-aged men without cardiovascular disease.** P4646  
 – N. Ioakeimidis, C. Vlachopoulos, P. Pietri, A. Angelis, D. Terentes-Printzios, N. Skliros, A. Rigatou, C. Georgakopoulos, I. Skoumas, D. Tousoulis (Athens, GR)
- ARE WE BETTER AT MANAGING CARDIOVASCULAR DISEASE IN THE ELDERLY?**
- Does GRACE score overestimate mortality risk in elderly patients with ACS?** P4647  
 – A. Marco Del Castillo, G. Alonso Salinas, M. Sanmartin Fernandez, A. Pardo, J.M. Monteagudo Ruiz, M. Pascual Izco, J.L. Zamorano (Madrid, ES)
- Comparison of outcomes in patients <85 versus >85 years of age undergoing transcatheter aortic-valve implantation.** P4648  
 – A. Michelongona, M. Drakopoulou, K. Toutouzas, O. Kaitozis, A. Synetos, G. Latsios, G. Trantalis, S. Brili, S. Sideris, G. Lazaros, K. Stathogiannis, A. Papanikolaou, G. Peskesis, E. Tsiamis, D. Tousoulis (Athens, GR)
- Short and medium-term outcomes after primary percutaneous coronary intervention in an Asian elderly population.** P4649  
 – R. Chen, S.P. Chan, P.H. Loh, J. Loh, E. Tay, M. Chan, C.H. Lee, A. Low, H.C. Tan, K.H. Chan (Singapore, SG)
- Congenital heart diseases in the elderly: Results from CHALLENGE registry.** P4650  
 – G. Giannakoulas, K. Vasiliadis, A. Frogoudaki, A. Tzifa, M. Papaphylactou, S. Brilli, D. Parcharidou, A. Chamaidi, P. Davlouros, A. Vlahos, D. Nttiloudi, F. Mitropoulos, H. Karvounis, K. Tsioufis, S. Rammos (Thessaloniki, Athens, Larissa, Patras and Ioannina, GR)
- Comparison of magnetic resonance imaging and acoustocerebrography signals in the assessment of focal cerebral microangiopathic lesions in patients with atrial fibrillation.** P4651  
 – R. Olszewski, W. Dobkowska-Chudon, M. Wrobel, E. Frankowska, P. Karłowicz, A. Zegadlo, A. Dabrowski, A. Krupienicz, A. Nowicki (Warsaw and Radom, PL; Leipzig, DE)
- Comparison of equations that use cystatin C and creatinine levels for estimating glomerular filtration ratio in elderly Japanese patients with chronic heart failure.** P4652  
 – H. Sekiguchi, K. Shimamoto, M. Kawana, N. Hagiwara (Tokyo, JP)
- Dosing and tolerability of ivabradine in the LIFE: LIFE study, an evaluation of ivabradine given to older patients with heart failure across the UK.** P4653  
 – D. Zachariah, D. Stevens, N. Rowell, J. Taylor, P.R. Kalra (Portsmouth, Slough, Middlesborough and Glasgow, UK)
- Underuse of more potent P2Y12 antagonists in elderly patients, despite having worse response to clopidogrel compared to younger patients.** P4654  
 – A.L. Marciano, D. Vivas, A. Tello, J.M. De La Hera, A. Garay, J.C. Gomez-Polo, I. Silva, A. Silvente, E. Bernardo, M. Gracida, J. Rozado, A. Ortega, F. Marin, J.L. Ferreiro, I. Roldan (L'Hospitalet de Llobregat, Barcelona, Madrid, Murcia and Oviedo, ES)
- Age predicts initiation of and persistence with P2Y12 inhibitor treatment after acute coronary syndrome - results from a nationwide retrospective cohort in Finland.** P4655  
 – T. Prami, H. Khanfir, A. Deleskog, P. Hasvold, V. Kyto, E. Reissell, J. Airaksinen (Espoo, Turku and Helsinki, FI; Södertälje, SE)
- Comparison of pharmacological treatment alone versus treatment combined with implantable cardioverter-defibrillator therapy in patients over 75 years.** P4656  
 – M. Cortes Garcia, J.A. Franco, J.A. Palfy, A. Garcia, A.M. Romero, M.L. Martin, M. Lopez, S. Briongos, M. Taibo, J. Benezet, J.M. Rubio, J. Farre (Madrid, ES)
- Statins for primary and secondary prevention of vascular disease in the elderly: estimation of individual absolute treatment effects.** P4657  
 – M.C. Stam-Slob, F.L.J. Visseren, J.W. Jukema, Y. Van Der Graaf, N.R. Poulter, A. Gupta, N. Sattar, P.W. MacFarlane, P.M. Kearney, A.J.M. De Craen, S. Trompet (Utrecht and Leiden, NL; London and Glasgow, UK; Cork, IE)
- Effects of blood transfusion in elderly with acute myocardial infarction on one-year mortality.** P4658  
 – S. Perrin, A. Putot, F. Beer, M. Maza, Y. Cottin, M. Zeller, P. Manckoundia (Dijon, FR)
- Management of acute coronary syndrome in the elderly: comparison of antiplatelet treatment, revascularization rates and outcome.** P4659  
 – E. Orenes-Pinero, M. Quintana-Giner, M.A. Esteve-Pastor, J.M. Rivera-Caravaca, M. Valdes, V. Pernias-Escrig, M. Sandin-Rollan, N. Vicente-Ibarra, M.J. Macias-Villanego, E. Candela, L. Carrillo, T. Lozano, A. Vicedo, J.M. Ruiz-Nodar, F. Marin (Murcia and Alicante, ES)



- Time-trend analysis of hospitalization for heart failure compared to cardiovascular diseases in the elderly in Brazil from 1996 to 2012.** P4660  
 – J.N. Barbisan, E. Pittthan, V.N. Hirakata (Porto Alegre, BR)
- Age-related differences in the management of acute coronary syndromes.** P4661  
 – S. Leao, C. Araujo, O. Laszczynska, P. Fontes, P. Dias, M.J. Maciel, I. Moreira, A. Azevedo (Vila-Real and Porto, PT)
- Trends in characteristics and outcomes of elderly patients presenting with acute myocardial infarction.** P4662  
 – A.J. Davies, A. Boyle (Newcastle-upon-Tyne, AU)
- Primary angioplasty program in the elderly: differential characteristics of a high risk population.** P4663  
 – E. Gálcerá-Jornet, J.M. Gomez-Sansano, V. Mainar-Tello, D. Ramos, J. Valencia-Martin, J. Pineda-Rocamora, P. Bordes-Siscar, L. Carrillo-Aleman, E. Candela-Sanchez, M.E. Guzman-Roman, J.M. Ruiz-Nodar (Alicante, ES)
- VALVULAR DISEASE**
- Clinical profile and prognosis of acute heart failure complicating severe aortic stenosis: Insights from the CURRENT AS Registry.** P4664  
 – K. Nagao, T. Morimoto, T. Taniguchi, R. Sakata, T. Kimura (Osaka, Hyogo and Kyoto, JP)
- Effects of dabigatran on prothrombin, factor VII and tissue factor expression in human aortic valve interstitial cells.** P4665  
 – E. Wypasek, J.N. Natorska, P.M. Mazur, P.K. Kapusta, A.U. Undas (Kraków, PL)
- 30 days and one year impact of the antithrombotic treatment following TAVI.** P4666  
 – P. Balagny, P. Guedeney, G. Lebreton, M. Laali, H. Rousseau, E. Vicaut, S. Mohammadi, O. Barthelemy, G. Montalescot, P. Leprince, J.P. Collet (Paris, FR)
- Clinical impact of permanent pacemaker after aortic valve implantation with corevalve prosthesis: long term follow-up.** P4667  
 – J. Lopez Aguilera, J. Segura Saint-Gerons, F. Mazuelos Bellido, J. Suarez De Lezo Herreros De Tejada, M. Pan Alvarez-Osorio, M. Romero Moreno, S. Ojeda Pineda, D. Pavlovic, J. Suarez De Lezo Cruz Conde (Córdoba, ES)
- Prevalence and main correlates of right ventricular dysfunction in patients with severe aortic stenosis and preserved left ventricular ejection fraction.** P4668  
 – A.D. Mateescu, A. Calin, C.C. Beladan, M. Rosca, R. Enache, C. Calin, I. Cosei, M.M. Gurzun, C. Ginghina, B.A. Popescu (Bucharest, RO)
- Effect of body mass index on clinical outcomes and all-cause mortality in elderly patients undergoing transcatheter aortic valve replacement.** P4669  
 – M. Abawi, P.R. Stella, P. Agostoni (Utrecht and Nieuwegein, NL)
- Continuity equation in paradoxical low flow severe aortic stenosis: can we only trust left ventricular outflow tract measurements?** P4670  
 – C. Aggeli, I. Felekos, K. Zisimos, E. Sfendouraki, A. Angelis, K. Toutouzias, E. Tsiamis, D. Tousoulis (Athens, GR)
- Benefit of pre- and intensified post-procedural physiotherapy in patients with symptomatic aortic stenosis undergoing transcatheter aortic valve implantation (4P-TAVI) study.** P4671  
 – M. Weber, A. Weigert, U. Klein, D. Momcilovic, R. Schueler, C. Oeztuerk, S. Pingel, A. Stundl, J.-M. Sinning, C. Hammerstingl, N. Werner, E. Grube, G. Nickenig, A. Ghanem (Bonn and Hamburg, DE)
- Outcome in “event-free” TAVI: a potential means of identifying futile patients.** P4672  
 – A. Sedaghat, N.W. Werner, C.H. Hammerstingl, A.S. Stundl, M. Weber, G.N. Nickenig, J.M.S. Sinning (Bonn, DE)
- Impact of Concomitant Mitral Regurgitation on Non-Invasive Evaluation of Severe Aortic Stenosis.** P4673  
 – A. Lauten, F. Katte, M. Franz, H.R. Figulla, G. Froehlich, D. Leistner, U. Landmesser (Berlin and Jena, DE)
- Comparison of new pacemaker insertion rates between two generations of balloon-expandable transcatheter heart valves.** P4674  
 – M. Spaziano, F. Sawaya, A. Roy, A. Neylon, T. Hovasse, P. Garot, H. Benamer, T. Untersee, B. Chevalier, T. Lefevre (Massy, FR)
- The impact of concomitant functional versus degenerative mitral regurgitation on long-term clinical outcomes among patients with aortic stenosis undergoing transcatheter aortic valve implantation.** P4675  
 – R. Vollenbroich, F. Praz, S. Stortecky, J. Lanz, K. Zuk, D. Heg, M. Valgimigli, L. Raebler, P. Wenaweser, S. Windecker, T. Pilgrim (Bern, CH)
- Adverse effects of electrical dyssynchrony on left ventricle and left atrial reverse remodeling and prognosis after aortic valve replacement.** P4676  
 – S.Y. Lee, C.Y. Shim, G.R. Hong, S.C. You, I.J. Cho, H.J. Chang, J.W. Ha, N. Chung (Seoul, KR)
- Outcome of interventional treatment for access site complications in transfemoral aortic valve implantation.** P4677  
 – T. Seidler, M. Huenlich, M. Puls, G. Hasenfuss, C. Jacobshagen (Göttingen, DE)
- Impact of acute and chronic renal injury in patients undergoing MitraClip implantation: retrospective data analysis from two German high-volume centers.** P4678  
 – D. Kalbacher, E. Tigges, M. Puls, M. Huenlich, C. Thomas, H. Reichenspurner, S. Blankenberg, U. Schaefer, W. Schillinger, E. Lubos (Hamburg and Göttingen, DE)
- Long term predictors of recurrent mitral regurgitation after mitral valve plasty evaluated by three dimensional transesophageal echocardiography.** P4679  
 – H. Fujimaki, K. Mahara, T. Ookubo, R. Fukumoto, K. Abe, M. Saito, M. Terada, T. Tsugu, H. Tamura, S. Takanashi, H. Tomoike (Fuchu, JP)

- ST-2 as a predictor of therapeutic success in high-risk patients undergoing percutaneous mitral valve repair.** P4680  
 – O.D. Doerr, C.W. Walther, C.L. Liebetrau, H.M. Moellmann, H.T. Tabert, L.G. Gaede, C.T. Troidl, N.B. Boeder, J.R. Rixe, S.V. Voss, T.B. Bauer, C.H. Hamm, H.N. Nef (Giessen and Bad Nauheim, DE)
- Predictors of natriuretic peptide non-response in patients underwent MitraClip.** P4681  
 – H. Kaneko, M. Neuss, J. Weissenborn, C. Butter (Bernau bei Berlin, DE)
- Relationship of oxidative stress markers and mitral valve chorda tendinea rupture.** P4682  
 – M. Kaplan, G. Altunbas, M. Yuca, S. Taysi, M. Tarakcioglu, H.O. Ozer, S. Ercan, F.Y. Coskun, V. Davutoglu (Adana and Gaziantep, TR)
- Impact of atrial fibrillation on mitral valve repair with the mitralclip system: one-year outcomes from the GRASP registry.** P4683  
 – A.M. Caggegi, S. Scandura, P. Capranzano, S. Mangiafico, G. Ronsivalle, M. Chiaranda, A. Polopolo Rubbio, S. Giaquinta, S. Farruggio, G. Laterra, S. Buccheri, M.E. Di Salvo, C. Grasso, D. Capodanno, C. Tamburino (Catania, IT)
- Current profile of patients with recurrent infective endocarditis: insights from a large contemporary cohort.** P4684  
 – G. Tirado Conte, A. Freitas-Ferraz, C. Olmos, I. Vilacosta, J. Lopez, C. Sarria, P. Elpidio Lopez-Granja, C. Ferrera, C. Sanchez-Enrique, J.A. San Roman (Madrid and Valladolid, ES)
- Increase in activated dendritic cells infiltrating into endocardium in the left atrium of rheumatic heart disease.** P4685  
 – M. Shiba, Y. Sugano, Y. Ikeda, T. Nagai, H. Ishibashi-Ueda, S. Yasuda, H. Ogawa, T. Anzai (Osaka, JP)
- Tricuspid regurgitation has marked negative survival implications for elderly patients with left heart valve disease.** P4686  
 – N. Nemoto, H. Anzai, N. Kobayashi, K. Amemiya, R. Fukui, H. Takenaka, Y. Nagashima, R. Schwartz, H. Hara, M. Nakamura (Ota and Tokyo, JP; Minneapolis, US)
- High sensitivity troponin T in risk stratification in patients undergoing valve surgery.** P4687  
 – P. Duchnowski, T. Hryniewiecki, A. Zebrowska, K. Zatorska, P. Szymanski (Warsaw, PL)
- The safety and efficacy of etanercept on cardiac functions and lipid profile in patients with active rheumatoid arthritis.** P4688  
 – M.G. Kaya, S. Senel, V. Cobankara, O. Taskoylu, U. Karasu, H. Karapinar, E. Erdi, H. Evrengul (Kayseri and Denizli, TR)
- Role of multi detector computed tomographic angiography (MDCTA) for the evaluation of prosthetic valve function after successful thrombolysis of stuck valve.** P4689  
 – N. Garg, P. Pareira, A. Kapoor, S. Tewari, S. Kumar, R. Khanna, P.K. Goel (Lucknow, IN)
- Predictive value of creatine kinase-myocardial band after transfemoral transcatheter aortic valve implantation.** P4690  
 – G. Stachel, N. Mangner, F.J. Woitek, R. Hoellriegel, S. Haussig, F. Schlotter, D. Holzhey, F.W. Mohr, G.C. Schuler, A. Linke (Leipzig, DE)
- ACUTE PULMONARY EMBOLISM**
- The micro particle proteome in women during in vitro fertilization - potential clues to the pathophysiology of the increased incidence of pulmonary embolism.** P4691  
 – P. Henriksson, R. Zubarev, N. Olausson, O. Hovatta, E. Westerlund, H. Wallen, F. Mobarrez (Stockholm, SE)
- Risk factors for pulmonary embolism mortality in patients with and without congestive heart failure.** P4692  
 – R. Easterwood, P. Green, A.J. Einstein (New York, US)
- Right heart thrombi in pulmonary embolism.** P4693  
 – D. Barrios, V. Rosa-Salazar, D. Jimenez, R. Morillo, A. Muriel, J. Del Toro, L. Lopez-Jimenez, D. Farge-Bancel, R.D. Yusen, M. Monreal (Madrid, Murcia, Córdoba and Badalona, ES; Paris, FR; St. Louis, US)
- Atrial fibrillation in patients with acute pulmonary embolism: enemy or bystander.** P4694  
 – I. Kiluk, A. Krajewska, R. Milewski, W. Musial, B. Sobkowicz (Bialystok, PL)
- Elevated levels of interleukin 6 at the time of acute pulmonary embolism diagnosis are associated with short- and long-term adverse outcomes.** P4695  
 – S. Barco, S. Barbar, Y. Kirschner, A. Kaeberich, L. Hobohm, G. Hasenfuss, P. Wild, S. Konstantinides, M. Lankeit (Mainz, Göttingen and Berlin, DE; Padua, IT)
- Validation of the modified FAST score for risk stratification of normotensive patients with pulmonary embolism.** P4696  
 – L. Hobohm, C. Becattini, S. Konstantinides, F. Casazza, M. Lankeit (Mainz and Berlin, DE; Perugia and Milan, IT)
- The predictive value of high sensitivity-troponin T velocity for short term and long term mortality of acute pulmonary embolism.** P4697  
 – Y. Jenab, M. Pourjafari, M. Sotoudeh, M. Lotfi-Tokaldani, H. Poorhosseini, S.H. Shirani (Tehran, IR)
- A validated improved risk prediction model for in-hospital death during acute presentation with pulmonary embolism.** P4698  
 – J.K.E. Lau, V. Chow, A. Brown, L. Kritharides, A.C.C. Ng (Sydney and Adelaide, AU)
- Gender differences among patients with acute pulmonary embolism: data from the Tokyo CCU Network.** P4699  
 – Y. Tanabe, T. Obayashi, T. Murata, K. Mabuchi, A. Mizuno, T. Nozato, T. Yamamoto, M. Takayama, K. Nagao (Tokyo, JP)
- Pocket-size imaging devices in the initial assessment of patients with suspected pulmonary embolism.** P4700  
 – D. Filipiak, J.D. Kasprzak, P. Lipiec (Lodz, PL)

- Standardized reporting of right heart strain parameters of computed tomographic pulmonary angiography: a quality improvement program to enhance risk stratification of patients with pulmonary emboli.** P4701  
 – W.K. Kristanto, T.Y.Q. Tan, G.Y.S.V. Goh, J.H.L. Leong, J.W.Y. Jen, B.C.P. Boon, O.C.C. Ong, L.L.S.T. Teo, P.K. Kojodjojo (Singapore, SG)
- Association of disease prevalence and failure rate in diagnostic management studies in suspected pulmonary embolism: towards a new tailored standard for future studies.** P4702  
 – C.E.A. Dronkers, T. Van Der Hulle, Y.M. Ende-Verhaar, S.C. Cannegieter, M.V. Huisman, F.A. Klok (Leiden, NL)
- Diagnostic value of age-adjusted D-Dimer cut-off values in suspected acute pulmonary embolism.** P4703  
 – M. Kozłowska, O. Zdonczyk, A. Wyzgal, M. Kostrubiec, M. Koc, S. Pachó, M. Pacyńska, M. Czurzyński, M. Wisniewska, P. Pruszczyk (Warsaw, PL)
- The new model for diagnosing pulmonary embolism in patients with acute decompensated heart failure.** P4704  
 – P. Cyganski, R. Targonski, J. Sadowski, P. Nowek, A. Rynkiewicz (Olsztyn, PL)
- Platelet-to-lymphocyte ratio as a novel marker of in-hospital and long term adverse outcomes among patients with acute pulmonary embolism: A single center large-scale study.** P4705  
 – E.H. Ozcan Cetin, M.S. Cetin, U. Canpolat, S. Kuyumcu, S. Topaloglu, H.L. Kisacik, A. Temizhan, S. Aydogdu (Ankara, TR)
- CARDIOMYOPATHY**
- Cardiac MRI findings in the N215S mutation subtype in Anderson Fabry Disease.** P4706  
 – A. Reid, C. Miller, A. Jovanovic, P. Woolfson, N. Abidin, M. Schmitt (Manchester, UK)
- Risk factors for mortality in patients with left ventricular non-compaction.** P4707  
 – J.P. Moura Guedes, B. Marmelo, L. Lopes, K. Domingues, M. Moz, L. Reis, B. Picarra, R. Faria, R. Santos, O. Azevedo (Faro, Viseu, Almada, Santarem, Vila-Real, Coimbra, Évora, Guimaraes and Penafiel, PT)
- Chronological changes in cardiac morphology and function and predictors of prognosis in light-chain amyloidosis; follow-up data by echocardiography.** P4708  
 – M. Amano, C. Izumi, M. Imanaka, S. Nishimura, M. Kuroda, S. Imamura, N. Onishi, Y. Tamaki, S. Enomoto, M. Miyake, T. Tamura, H. Kondo, K. Kaitani, Y. Nakagawa (Nara, JP)
- Impact of PR deviation on 12-leads electrocardiography for prediction of acute prognosis in patients with takotsubo cardiomyopathy.** P4709  
 – M. Shimizu, M.A. Amemiya, Y.S. Sato, M.I. Iiya, R.M. Masuda, R.N. Nakamura, K.N. Nakano, H.S. Shimada, M.S. Setoguchi, H.F. Fujii, N.Y. Yamawake, M.N. Nishizaki, H.S. Sakurada, M.H. Hiraoka (Yokohama, Tokyo and Toride, JP)
- Clinical impact of segmental wall motion abnormalities in cardiac sarcoidosis.** P4710  
 – Y. Iida, T. Inomata, T. Kaida, T. Fujita, Y. Ikeda, T. Nabeta, S. Ishii, T. Koitabashi, J. Ako (Sagamihara, JP)
- Pattern of mitral leaflet enlargement and its association with functional mitral regurgitation in non-ischemic dilated cardiomyopathy.** P4711  
 – Y. Kang, C. Chen, X.J. Chen, F. Wang, L.L. Li, Y.J. Liang, Q. Zhang (Chengdu, CN)
- Myocardial regeneration in human hypertrophic cardiomyopathy.** P4712  
 – C. Chimenti, K. Urbanek, F. Scopelliti, R. Verardo, C. Grande, F. Fedele, F. Rossi, A. Frustaci (Rome and Naples, IT)
- Mitral valve assessment in patients with hypertrophic cardiomyopathy using real time 3D transesophageal echocardiography. How much we still don't know?** P4713  
 – E. Venierí, C. Aggeli, A. Anastasakis, K. Ritsatos, I. Felekos, V. Kakiouzi, P. Nihoyannopoulos, D. Tousoulis (Athens, GR)
- Implementation of new oral anticoagulant agents in cardiomyopathy clinics.** P4714  
 – D. Lopez Cuenca, A. Romero, A. Lopez Cuenca, M.C. Olmo, J.J. Santos, M. Navarro Penalver, C. Munoz Esparza, J.R. Gimeno (Murcia, ES)
- Comparison of endomyocardial biopsy results between early and late dilated cardiomyopathy.** P4715  
 – P. Rubis, S. Wisniowska-Smialek, L. Rudnicka-Sosin, B. Biernacka-Fijalkowska, A. Kozanecki, P. Podolec (Krakow, PL)
- Assessment of diastolic function in carriers of the icelandic myosin-binding protein C founder mutation for hypertrophic cardiomyopathy.** P4716  
 – B. Adalsteinsdottir, C.Y. Ho, B.J. Maron, M.A. Burke, P. Teekakirikul, R. Danielsen, J.G. Seidman, C.E. Seidman, G.T. Gunnarsson (Reykjavik, IS; Boston and Minneapolis, US)
- Cardiac involvement in a large cohort of patients with familial amyloid polineuropathy from Majorca focus.** P4717  
 – T. Ripoll Vera, J. Buades, Y. Gomez, E. Cisneros, J. Nunez, M. Raya, C. Gallego, I. Ferullo, M. Uson, H. Andreu, J.M. Gamez, J. Alvarez, J. Torres, S. Magnani, D. Cremer (Palma de Mallorca, ES)
- Prevalence and predictors of sarcomeric gene mutation in patients with hypertrophic cardiomyopathy.** P4718  
 – B. Faria, F. Cordeiro, N. Marques, I. Cruz, H. Antunes, C. Lourenco, L. Reis, R. Faria, B. Picarra, K. Domingues, O. Azevedo (Guimaraes, Vila-Real, Faro, Almada, Viseu, Coimbra, Évora and Santarem, PT)
- Epidemiology and clinical profile of hypertrophic cardiomyopathy in an unselected regional Japanese cohort: Results from Kochi RYOMA Study.** P4719  
 – T. Kubo, T. Hirota, K. Tanioka, N. Yamasaki, Y. Doi, H. Kitaoka (Kochi, JP)
- Prevalence of cardiomyopathy in the Korean population.** P4720  
 – S.Y. Jang, S.R. Seo, E.K. Kim, D.K. Kim, S.W. Park, S.C. Lee (Seoul, KR)

**CONGENITAL HEART DISEASE**

- Reference values for cardiac Troponin I in pediatric age measured with a high sensitive platform.** P4721  
 – C. Caselli, G. Cangemi, R. Ragusa, S. Masotti, I. Gennai, S. Del Ry, C. Prontera, A. Clerico (Pisa and Genoa, IT)
- Left ventricular stiffness as assessed by diastolic wall strain late after repair of tetralogy of Fallot.** P4722  
 – K.M. Yu, W.H.S. Wong, V.W.Y. Li, Y.F. Cheung (Hong Kong, HK)
- Myocardial deformation abnormalities in patients with mucopolysaccharidoses: a two-dimensional speckle tracking echocardiography study.** P4723  
 – E. Pezzullo, F. Borgia, V. Schiano Lomoriello, C. Santoro, F. Lo Iudice, R. Sorrentino, S. Cocozza, R. Della Casa, G. Parenti, R. Troncone, B. Trimarco, M. Galderisi (Naples, IT)
- Pediatric (aborted) sudden cardiac death: focus on cardiac etiologies and family history.** P4724  
 – A.M. Bakker, C.M.P. Buysse, J.M.A. Verhagen, H.L. Van Zelle, M.T. Blom, H.L. Tan, N.A. Blom, W.A. Helbing, J.A.E. Kammeraad (Rotterdam and Amsterdam, NL)
- Long-term outcome after surgical repair or palliation of congenital heart disease in low birth weight infants.** P4725  
 – D. Palleri, G. Egidy Assenza, L. Ragni, E. Angeli, A. Fuca', T. Hasan, M. Bonvicini, G. Gargiulo (Bologna, IT)
- High values of red cell distribution width suggests that Fontan circulation might be failed.** P4726  
 – A. Kajihama, Y. Hamamichi, M. Saito, T. Ishii, A. Inage, Y. Nakamoto, T. Ueda, S. Yazaki, T. Yoshikawa (Tokyo, JP)
- Drivers of hospital resource utilization in infants with hypoplastic left Heart syndrome undergoing surgical stage I palliation.** P4727  
 – P. Shamszad, A.T. Costarino, J. Rychik, C.E. Mascio, J.J. Rome, R.E. Shaddy, J.W. Rossano (Philadelphia, US)
- Left atrial contractile dysfunction and fibrosis occur in anthracycline-treated long-term survivors of childhood cancers.** P4728  
 – V.W.Y. Li, C.T.M. Lai, A.P.Y. Liu, D.K.L. Cheuk, Y.F. Cheung (Hong Kong, HK)

**CONDITIONS WITH INCREASED CORONARY ARTERY DISEASE RISK**

- Ongoing myocardial ischemia as an alternative to traditional ST segment classification of acute coronary syndromes.** P4729  
 – J. Vavrova, Z. Motovska, P. Tousek, V. Kocka, P. Widimsky (Prague, CZ)
- Short and mid-term prognostic outcomes in patients with elevated systolic blood pressure on admission after acute myocardial infarction.** P4730  
 – N. Kumagai, K. Dohi, Y. Sato, T. Kurita, J. Masuda, T. Seko, T. Kitamura, S. Koyabu, N. Yamada, H. Kakimoto, A. Kawasaki, M. Ito (Tsu, JP)
- Cause-specific deaths and readmissions in octogenarians with acute coronary syndrome, five years after undergoing percutaneous coronary intervention.** P4731  
 – S.B. Barywani, M. Petzold, M. Fu (Gothenburg, SE)
- The prognostic value of troponin elevation in the emergency department in patients without type 1 myocardial infarction.** P4732  
 – C. Domingues, J. Moura Ferreira, L. Leite, S. Lazaro Mendes, M. Oliveira-Santos, V. Marinho, P. Alves, M.J. Vidigal Ferreira, F. Rodrigues, I. Fonseca, G.M. Pego (Coimbra, PT)
- In-hospital and long-term mortality in Tako-tsubo cardiomyopathy: a community hospital experience.** P4733  
 – S. Favretto, S. Martina, G. Brosolo, F. Pertoldi, L. Mos, R. Citro, F. Ferrara, E. Bossone, O. Vriz (Novara, San Daniele del Friuli and Salerno, IT)
- A multicenter cohort study of acute myocardial infarction in Korea: interim analysis of the Korea acute myocardial infarction registry-National Institutes of Health registry.** P4734  
 – J.H. Kim, M.H. Jeong, Y. Ahn, S. Chae, D.J. Oh, H. Kim, Y.J. Kim, M.C. Cho, C.J. Kim, J. Yoon, H. Park (Gwangju, Daegu, Seoul, Cheongju, Wonju and Osong, KR)
- Acute coronary syndromes and complete atrioventricular block: in-hospital morbidity and mortality.** P4735  
 – J. Ponte Monteiro, R. Costa Rodrigues, M. Rodrigues Neto, A. Correia, M. Gomes Serrao, N. Santos, G. Caires, B. Silva, S. Gomes, A.P. Faria, A. Drumond Freitas, D. Pereira (Funchal, PT)
- Influence of morphological lesion complexity on functional lesion severity of Intermediate stenotic coronary lesions in hemodialysis patients.** P4736  
 – H. Takashima, A. Kurita, T. So, Y. Toda, T. Amano (Aichi and Toyohashi, JP)
- LDL4: predicting coronary artery disease severity and adverse cardiovascular outcomes at 1 year.** P4737  
 – P.A. Gurbel, K. Bliden, R. Chaudhary, L.R. Lopez, K. Guyer, P.P. Toth, U. Tantry (Falls Church, Broomfield and Sterling, US)
- Systemic lupus erythematosus is associated with poor outcome after acute myocardial infarction.** P4738  
 – S.R. Ke, R.H. Pan, Y.W. Chiu, Y.W. Wu (New Taipei City and Tao-Yuan, TW)
- Influence of renal function on the treatment effect of revascularization versus medical therapy in patients with chronic total occlusions.** P4739  
 – C.H. Kim, J.H. Yang, J.Y. Hahn, J.H. Choi, S.H. Choi, S.H. Lee, H.C. Gwon (Seoul, KR)
- Premature occurrence of atherogenic lesions evaluated by coronary computed tomography angiography in young patients with ankylosing spondylitis.** P4740  
 – P. Ozdowska, R. Dabrowski, P. Glusko, L. Wardziak, I. Kowalik, R. Rupinski, K. Sikorska-Siudek, M. Kruk, B. Kwiatkowska, H. Szwed (Warsaw, PL)
- Serum uric acid as independent predictor of the clinical presentation of acute coronary syndromes.** P4741  
 – G. Peretto, M. Magnoni, L.R. Limite, M. Bertotti, F. Ceriotti, A. Maseri, D. Cianflone (Milan and Florence, IT)
- LDL-cholesterol levels are related to the clinical severity of non-obstructive coronary artery disease.** P4742  
 – A. Teren, F. Beutner, R. Burkhardt, A. Willenberg, M. Scholz, G. Schuler, J. Thiery (Leipzig, DE)

- Usefulness of baseline and early changes in high sensitivity troponin T to predict 1 year mortality in type 2 acute coronary syndromes.** P4743  
 – P.J. Flores-Blanco, A.A. Lopez-Cuenca, M. Gomez-Molina, E. Guerrero-Perez, M.J. Sanchez-Galian, A. Garcia-Narbon, I. De Las Heras-Gomez, A.M. Castillo-Navarro, M. Valdes, S. Manzano Fernandez (Murcia and Cieza, ES)
- Ethnic differences and temporal trends in cardiovascular risk factors among patients hospitalized with acute myocardial infarction in a Middle-Eastern country (1991-2013).** P4744  
 – E. Ahmed, N. Asaad, A. El Menyay, A.A. Gehani, R. Singh, H.A. Al Binali, J. Al Suwaidi (Doha, QA)
- No association between CKD and TVR in patients with STEMI treated by PCI.** P4745  
 – W. Yang, H. Idris, S. Burgess, C. Mussap, C.J. Juergens, L. Hee, K. Kadappu, T. Nguyen, L. Thomas, J.K. French (Sydney, AU)
- What is the impact of previous vascular disease on the prognosis of patients with acute coronary syndrome?** P4746  
 – G. Abreu, J. Martins, C. Arantes, C. Quina Rodrigues, S. Fonseca, C. Galvao, P. Azevedo, C. Vieira, J. Marques (Braga, PT)
- Type 2 diabetes compromises the value of non-invasively measured augmentation index in predicting the severity of coronary artery disease.** P4747  
 – S. Wu, Y.J. Zhou, Y.Y. Liu, Y.P. Li, W. Liu (Beijing, CN)
- High central aortic pulse pressure is linked to heightened thrombogenicity and predicts poorer outcomes in patients with coronary artery disease.** P4748  
 – P.A. Gurbel, G. Chen, K. Bliden, F. Liu, R. Chaudary, H. Kaza, U. Tantry (Falls Church, US; Beijing, CN)
- Reduced coronary artery disease progression in patients with severe psoriasis treated with biologic agents.** P4749  
 – K.F. Hjulær, H.E. Boetker, C. Vestergaard, L. Iversen, K.F. Kragballe, M. Boettcher (Aarhus and Herning, DK)
- Impact of hemodialysis in patients with acute myocardial infarction.** P4750  
 – K. Hyde Congo, J.F. Carvalho, D. Neves, B. Picarra, A.R. Santos, J. Aguiar, R. Rnsca (Évora and Coimbra, PT)
- Monocyte to high-density lipoprotein cholesterol ratio has independent prognostic value in coronary artery ectasia.** P4751  
 – Y. Wang, Y. Wang, K. Dou, W. Song (Beijing, CN)
- Validation of pre-test probability of coronary artery disease in a Portuguese centre.** P4752  
 – R.A. Guerreiro, J. Pais, K. Congo, J. Carvalho, D. Bras, D. Neves, A. Bento, R. Fernandes, A. Caeiro, J. Aguiar (Évora, PT)
- The prevalence and predictive role of erectile dysfunction in acute coronary syndrome patients.** P4753  
 – D. Terentes-Printzios, C. Vlachopoulos, G. Andrikopoulos, S. Tzeis, D. Tousoulis, P. Vardas (Athens and Heraklion, GR)
- CARDIAC ARREST**
- Population density and survival after out-of-hospital cardiac arrest.** P4754  
 – S.G. Moeller, S.R. Rajan, S.M.H. Moeller Hansen, F.F. Folke, F.L. Lippert, C.M.H. Malta Hansen, K.K. Kragholm, L.K. Karlsson, L.K. Koeber, G.G. Gislason, C.T.P. Torp-Pedersen, M.W. Wissenberg (Hellerup, Aalborg and Copenhagen, DK)
- Successful cardiopulmonary resuscitation after cardiac arrest as a sepsis-like-syndrome.** P4755  
 – Z. Bal, L. Klinghammer, S. Achenbach, R. Schneider (Erlangen, DE)
- Technique of target temperature management with surface cooling versus intravascular cooling after out-of-hospital cardiac arrest.** P4756  
 – T. Nakashima, Y. Tahara, S. Yasuda, H. Ogawa, H. Yokoyama, K. Nagao, H. Arimoto, M. Haze, S. Shirai, N. Yonemoto, H. Nonogi (Osaka, Saitama, Tokyo, Sapporo, Kokura, Kodaira and Shizuoka, JP)
- Long-term outcomes of patients treated with unplanned venoarterial extracorporeal membrane oxygenation.** P4757  
 – E. Kagawa, K. Dote, M. Kato, S. Sasaki, N. Oda, Y. Nakano, M. Nagai, A. Yamane, Y. Kubo, T. Higashihara, S. Miyauchi, Y. Kihara (Hiroshima, JP)
- Nationwide trends in survival after in-hospital cardiopulmonary resuscitation in young and middle-aged adults: United States experience, 2007-2012.** P4758  
 – S. Mallikethi-Reddy, A. Briasoulis, K. Jagadeesh, L. Afonso, M. Rubenfire, C. Grines (Detroit and Ann Arbor, US)
- Effect of gender on cardiac repolarization during mild therapeutic hypothermia after out-of-hospital cardiac arrest.** P4759  
 – D. Aronson, R. Drago (Haifa, IL)
- Impaired biological response to aspirin in therapeutic hypothermia comatose patients resuscitated from out-of-hospital cardiac arrest.** P4760  
 – J.F. Llitjos, G. Sideris, S. Voicu, C. Bal-Dit-Sollier, N. Deye, B. Megarbane, P. Henry, L. Drouet, J.-G. Dillinger (Paris, FR)
- What characteristics of coronary artery disease would be the potential risks factors for ventricular fibrillation with acute coronary syndrome.** P4761  
 – Y. Sugizaki, T. Doi, T. Murata, N. Igarashi, H. Toki, M. Takemoto, J. Sakai, A. Syouno, M. Suzuki (Kobe, JP)
- Incidence and risk factors of hemorrhagic complications associated with extracorporeal cardiopulmonary resuscitation.** P4762  
 – T. Kawashima, S. Chiba, K. Yamashita, C. Nago, K. Nakamura, N. Miyagi, M. Shimajiri, H. Uehara, M. Isobe (Urasoe and Tokyo, JP)

- Performance of new mechanical chest compressions LifeLine ARM device during transport with ongoing resuscitation: A randomized, crossover, manikin study.** P4763  
 – S. Samarin, L. Szarpak, Z. Truszewski, L. Czyzewski (Ljubljana, SI; Warsaw, PL)
- Spectral index: an early predictor of neurological outcomes in cardiac arrest survivors.** P4764  
 – V. Rial Baston, E. Lopez De Sa, P. Meras, F.J. Irazusta, S. Rosillo, M.C. Monedero, E. Armada, O. Gonzalez, I. Ponz, A.M. Iniesta, J.L. Lopez-Sendon (Madrid, ES)
- Out of hospital cardiac arrest: is LUCAS a basic or advanced CPR tool?** P4765  
 – S. Scapol, S. Rakar, R. Belfiore, A. De Luca, A.K. Hinojosa, V. Antonaglia, D. Cageggi, G. Berlot, G. Sinagra (Trieste, IT)
- Risk prediction in elderly patients suffering out-of-hospital cardiac arrest.** P4766  
 – P. Sulzgruber, M. Poppe, A. Schober, E. Lobmeyr, P. Datler, M. Keferboeck, S. Zeiner, A. Nuernberger, P. Hubner, P. Stratil, C. Wallmueller, C. Weiser, A.M. Warenits, R. Van Tulder, F. Sterz (Vienna, AT)
- Transthoracic impedance data used to compare the quality of resuscitation of in-hospital cardiac arrests in critical care departments and general wards.** P4767  
 – L. Vestergaard, B. Loefgren, J.U. Kristensen, N.H. Vinther Krarup, L.K. Andersen (Vejele, Randers and Aarhus, DK)
- Deoxyribonucleic acid damage measured by comet assay in successfully resuscitated humans.** P4768  
 – R. Hazukova, R. Kohlerova, M. Rezacova, E. Cermakova, M. Pleskot (Hradec Králové, CZ)
- Early prognostic predictors after induced hypothermia in patients with out-of-hospital cardiac arrest.** P4769  
 – A. Perez-Castellanos, M. Martinez-Selles, A. Uribarri, C. Devesa, J.C. Sanchez-Salado, A. Ariza-Sole, I. Sousa, M. Juarez, F. Fernandez-Aviles (Madrid, Salamanca and Barcelona, ES)
- SYNTAX score as a prognostic tool in non-STEMI patients resuscitated from sudden cardiac arrest.** P4770  
 – M.T. Nogales-Romo, P. Martinez-Losas, P. Salinas, C. Ferrera, N. Gonzalo, L. Nombela, P. Jimenez, I. Nunez-Gil, J. Escaned, A. Viana-Tejedor, A. Fernandez-Ortiz (Madrid, ES)
- Comparison of neurological outcome between the primary percutaneous coronary intervention-first and target temperature management-first strategies in out-of-hospital cardiac arrest patients.** P4771  
 – H. Hosoda, Y. Tahara, T. Noguchi, S. Yasuda, H. Ogawa, M. Hase, S. Shirai, H. Arimoto, K. Kashiwase, T. Motomura, Y. Kuroda, Y. Yasuga, N. Yonemoto, K. Nagao, H. Nonogi (Suita, Sapporo, Kokura, Osaka, Inzai, Kagawa, Tokyo and Shizuoka, JP)
- Neuron specific enolase (NSE) as marker of outcomes in out of hospital cardiac arrest acute myocardial infarction survivors treated with endovascular mild therapeutic hypothermia.** P4772  
 – I. Sovova, M. Hutyra, J. Precek, D. Sanak, M. Kral, T. Adam, J. Jarkovsky, T. Skala, O. Moravec, M. Taborsky (Olomouc and Brno, CZ)
- Burden of coronary artery disease and acute coronary lesions in patients resuscitated from cardiac arrest and non-diagnostic electrocardiogram.** P4773  
 – P. Martinez-Losas, M.T. Nogales-Romo, C. Ferrera Duran, P. Salinas, I.J. Nunez-Gil, N. Gonzalo, L. Nombela-Franco, P. Jimenez-Quevedo, J. Escaned, A. Viana-Tejedor, A. Fernandez-Ortiz, C. Macaya (Madrid, ES)
- Usefulness of the change in neuron specific enolase levels in out-of-hospital cardiac arrest survivors prognosis.** P4774  
 – A. Rafecas Ventosa, J. Baneras, I. Buera, L. Mila, F. Rueda, E. Santamarina, J.A. Barrabes, D. Garcia-Dorado, R.M. Lidon (Barcelona and Badalona, ES)
- CNP plays an important role for survival in patients after cardiac arrest.** P4775  
 – Z. Sablik, A. Samborska-Sablik, T. Gaszynski, J. Drozd (Lodz, PL)
- Protein S100-beta as a marker of outcomes in out of hospital cardiac arrest acute myocardial infarction survivors treated with endovascular mild therapeutic hypothermia.** P4776  
 – S. Hudec, M. Hutyra, J. Precek, D. Sanak, M. Kral, T. Adam, J. Jarkovsky, O. Moravec, M. Taborsky (Olomouc and Brno, CZ)
- High sensitivity Troponin T as a prognostic marker after out of hospital cardiac arrest. A Targeted Temperature Management (TTM) trial substudy.** P4777  
 – P. Gilje, S. Koul, J. Hartvig Thomsen, Y. Devaux, H. Friberg, M. Kuiper, N. Nielsen, P. Stammet, M.P. Wise, J. Kjaergaard, C. Hassager, D. Erlinge (Lund and Helsingborg, SE; Copenhagen, DK; Luxembourg, LU; Leeuwarden, NL; Cardiff, UK)
- BIOMARKERS AND PROGNOSTICATION IN ACUTE CARDIOVASCULAR CARE**
- The value of NT-proBNP during and after primary PCI in predicting major adverse cardiovascular events and short term mortality.** P4778  
 – D.A.A.M. Schellings, A.W.J. Van 'T Hof, J.M. Ten Berg, A. Elvan, E. Giannitsis, C. Hamm, H. Suryapranata, A. Adiyaman (Zwolle, Nieuwegein and Nijmegen, NL; Heidelberg and Bad Nauheim, DE)
- Diagnostic and prognostic value of the V-index in patients with symptoms suggestive of acute myocardial infarction.** P4779  
 – R. Abaecherli, R. Twerenbold, J. Boeddinghaus, T. Nestelberger, R. Sassi, L. Minardi, R. Leber, R. Schmid, S. Osswald, C. Mueller, T. Reichlin (Basel and Baar, CH; Milan, IT)
- Clinical value of serum procalcitonin for diagnosis of infection in patients with acute myocardial infarction.** P4780  
 – I. Vitkon Barkay, T. Lazarovitch, L. Temkin, D. Marchaim, O. Tzuman, I. Litovchik, V. Rum, C. Richter, Z. Vered, S. Minha (Zerifin and Tel Aviv, IL)
- Hypocalcemia at admission as a prognostic marker in STEMI patients.** P4781  
 – J.C. Gomez Polo, C. Rico Garcia-Amado, C. Ferrera Duran, V. Ruiz Pizarro, P. Martinez Losas, M.J. Perez Vizcayno, M.T. Nogales Romo, P. Salinas Sanguino, C. Espejo Paeres, L.E. Enriquez Rodriguez, A. Viana Tejedor, A. Fernandez Ortiz (Madrid, ES)

- Additive prognostic value of copeptin and NT-proBNP in patients with acute heart failure.** P4782  
 – M. Lenz, K.A. Krychtiuk, L. Chi, C. Zhang, M.C. Honeder, G. Maurer, K. Huber, J. Wojta, G. Heinz, W.S. Speidl (Vienna, AT)
- Early diagnosis of acute myocardial infarction in patients with just minimally elevated levels of high-sensitive troponin T: Incremental value of copeptin and of high-sensitive troponin deltas.** P4783  
 – J. Boeddinghaus, T. Reichlin, T. Nestelberger, R. Twerenbold, M. Rubini-Gimenez, K. Wildi, N. Kozuharova, C. Puelacher, Z. Sabti, C. Mueller (Basel, CH)
- Hyperglycemia on admission and coronary reperfusion therapy during the acute phase of a STEMI in non-diabetic patients.** P4784  
 – I. Mekhdoul, S. Feliachi, A.M. Talamali, A. Mekarnia (Alger, DZ)
- Predictors of in-hospital mortality in cardiogenic shock, prognostic and therapeutic implications.** P4785  
 – X. Li, I. Sousa Casanovas, C. Devesa Cordero, M. Juarez Fernandez, F. Fernandez Aviles, M. Martinez Selles (Madrid, ES)
- The additional prognostic value of anemia on admission over grace risk score in patients with acute coronary syndrome - a retrospective cohort study.** P4786  
 – G. Moady, I. Goldenberg, N. Shlomo, S. Matetzky, Z. Iakobshvili, R. Beigel, S. Atar (Nahariya, Tel Hashomer and Petah Tikva, IL)
- The impact of admission blood glucose level on prognosis in cardiogenic shock.** P4787  
 – A.L. Kataja, T. Tarvasmaki, J. Lassus, V.P. Harjola (Helsinki, FI)
- Are there differences in the clinical presentation of men and women with acute myocardial infarction?** P4788  
 – A.V. Ferry, K.H. Orme, S.M. Jones, A. Anand, A. S.V. Shah, F.E. Strachan, A.R. Chapman, N.L. Mills (Edinburgh, UK)
- Correlation of the measured and derived 22-Lead electrocardiogram from 3 measured leads.** P4789  
 – D.M. Schreck, W. Tansley, R. Slama, R.G. Sachs (Berkeley Heights, US)
- Rapid measurement of a single troponin I combined with negative ECG allow accurate rule-out of NSTEMI in patients with suspected AMI.** P4790  
 – J.T. Neumann, N. Soerensen, T. Schwemer, F. Ojeda, T. Keller, T. Renne, M. Than, W. Parsonage, R. Schnabel, L. Cullen, J. Greenslade, T. Zeller, M. Karakas, S. Blankenberg, D. Westermann (Hamburg and Frankfurt, DE; Christchurch, NZ; Brisbane, AU)
- High-sensitivity cardiac troponin and sex-specific thresholds for the diagnosis of myocardial infarction.** P4791  
 – A.R. Chapman, A. Ferry, K. Orme, S. Jones, A. Anand, P.A. Adamson, D. Sandeman, F. Strachan, A.S.V. Shah, N.L. Mills (Edinburgh, UK)
- Safety and efficacy of the novel esc 0h/1h-protocol for rapid rule-out of myocardial infarction among women and men.** P4792  
 – M. Rubini Gimenez, R. Twerenbold, K. Wildi, T. Reichlin, C. Mueller (Basel, CH)
- Gender differences in presentation and diagnosis of acute coronary syndrome.** P4793  
 – N.A. Soerensen, F.M. Ojeda, J.T. Neumann, T. Schwemer, T. Zeller, T. Keller, S.S. Johansson, K.J. Lackner, T.F. Muenzel, S. Blankenberg, R.B. Schnabel (Hamburg, Frankfurt and Mainz, DE)
- Experiences of a one-hour troponin algorithm at the emergency department - dynamic changes are uncommon at initial low levels but relate to rate of admission and myocardial infarction among admitted.** P4794  
 – A. Pettersson, C. Johansson, U. Heilborn, L. Ljung, B. Lindahl, R. Linder, A. Martinsson, M. Frick, K.M. Eggers, T. Jernberg, P. Svensson (Stockholm and Uppsala, SE)
- Coronary CT angiography for suspected acute coronary syndrome in the era of hs-troponins: Sex-associated differences.** P4795  
 – A. Dedic, M.M. Lubbers, J. Schaap, E.J. Lamfers, B.J. Rensing, R.L. Braam, J. Lammers, A. Moelker, H.M. Nathoe, B.M. Van Dalen, J.C. Post, C.J. Schultz, E. Boersma, P.J. De Feyter, K. Nieman (Rotterdam, Breda, Nijmegen, Nieuwegein, Apeldoorn, Eindhoven and Utrecht, NL; Perth, AU)
- Copeptin to rule out myocardial infarction in blacks versus Caucasians.** P4796  
 – N. Beri, L. Daniels, A.S. Jaffe, C. Mueller, F. Peacock, J. Hollander, C. Defilippi, I. Anand, A. Wu, F. Apple, A. Limkakeng, D. Schreiber, J.T. Nagurny, P. Clopton, A. Maisel (San Diego, Rochester, Houston, Philadelphia, Baltimore, Minneapolis, San Francisco, Durham, Palo Alto and Boston, US; Basel, CH)
- Serum pregnancy-associated plasma protein A (PAPP-A) vs GRACE scale for risk estimation in patients with suspected acute coronary syndrome.** P4797  
 – M. Ojrzanowski, L. Figiel, J.D. Kasprzak (Lodz, PL)
- Evaluation with high sensitivity troponin assays associates to fewer major adverse cardiac events after discharge from the emergency department with unspecified chest pain.** P4798  
 – Å. Omstedt, J. Hojjer, L.-O. Hansson, T. Djarv, K.M. Eggers, P. Svensson (Stockholm and Uppsala, SE)
- Upward trend of myocardial infarction in young women: an age-period cohort analysis.** P4799  
 – A.E. Moreyra, J.N. Swerdel, N.M. Cosgrove, W.J. Kostis, J.B. Kostis (New Brunswick, US)
- Monocyte subset distribution predicts survival in patients with acute heart failure.** P4800  
 – K.A. Krychtiuk, M. Lenz, M. Lenz, L. Wutzlhofer, L. Wutzlhofer, B. Bauer, B. Bauer, D.F. Draxler, D.F. Draxler, G. Maurer, G. Maurer, K. Huber, K. Huber, J. Wojta, J. Wojta, G. Heinz, G. Heinz, W.S. Speidl, W.S. Speidl (Vienna, AT)
- Circulating mitochondrial DNA predicts survival in patients with acute heart failure.** P4801  
 – K.A. Krychtiuk, M. Lenz, G. Maurer, K. Huber, J. Wojta, G. Heinz, W.S. Speidl (Vienna, AT)
- B-type natriuretic peptide in addition to Zwolle score to enhance early discharge after acute myocardial infarction: a prospective observational cohort study.** P4802  
 – E. Ganovska, M. Arrigo, J. Parenica, A. Mebazaa (Brno, CZ; Paris, FR)

## 18:00–19:00 | Agora 1 - Poster Area

### AWARDS CEREMONY

Special Event

Chairperson(s): G.A. Derumeaux (Créteil, FR); F.J. Pinto (Lisbon, PT)

18:00 **Awards presentation.**

4803

– S. Achenbach (Erlangen, DE), C.S. Jennings (London, UK), L. Badimon (Barcelona, ES)

## 18:30–19:30 | Nicosia - Village 1

### ROUNDTABLE DISCUSSION WITH THE AMERICAN HEART ASSOCIATION EDITORS

Satellite Symposium

Sponsored by American Heart Association and Wolters Kluwer

Chairperson(s): J. Hill (Dallas, US); A.F. Dominiczak (Glasgow, UK)

18:30 **Building on a legacy: the new circulation.**

4804

– J. Hill (Dallas, US)

19:00 **Hypertension: leading scientific debate to benefit patients.**

4805

– A.F. Dominiczak (Glasgow, UK)



# ESC CONGRESS

## ROME 2016

# TUESDAY

# 30 AUGUST



Browse the most up-to-date Scientific Programme in the “ESC 2016” Mobile App.



Missed a session? Need to see it again? Consult videos, slides, abstracts, reports and ESC TV interviews on **ESC Congress 365**, your free access to ESC Congress content all year long. [www.escardio.org/365](http://www.escardio.org/365)



Tweet about your favourite sessions: **#ESCcongress**

TUESDAY

Wake up your brain with breakfast and discussion.

A unique opportunity for interaction between a small audience and selected experts addressing a specific and current issue. Come in early to enjoy the complimentary breakfast.

**07:45–08:15 | Galileo - The Hub**

<b>NEW IMAGING BIOMARKERS IN AMYLOIDOSIS</b>		<b>Science@Breakfast</b>
Chairperson(s): F. Weidemann (Unna, DE)		
07:45	<b>Clinical application of T1 mapping.</b>	<b>4806</b>
	– J. Moon (London, UK)	
08:00	<b>New tracers on the block in nuclear imaging.</b>	<b>4807</b>
	– D. Neglia (Pisa, IT)	

**07:45–08:15 | Raphael - The Hub**

<b>HOW TO INTERPRET TROPONIN ELEVATION IN THE CRITICALLY ILL PATIENT?</b>		<b>Science@Breakfast</b>
Chairperson(s): K. Thygesen (Aarhus, DK)		
07:45	<b>Septicaemia associated with myocardial injury or type 2 myocardial infarction.</b>	<b>4808</b>
	– A. Jaffe (Rochester, US)	
08:00	<b>Acute respiratory failure associated with myocardial injury or type 2 myocardial infarction.</b>	<b>4809</b>
	– S. Blankenberg (Hamburg, DE)	

**07:45–08:15 | Bernini - The Hub**

<b>PERCUTANEOUS TREATMENT OF MITRAL REGURGITATION</b>		<b>Science@Breakfast</b>
Chairperson(s): O. Alfieri (Brescia, IT)		
07:45	<b>Essentials of valve assessment and procedural guidance.</b>	<b>4810</b>
	– E. Brochet (Paris, FR)	
08:00	<b>Edge-to-edge repair: what is the impact?</b>	<b>4811</b>
	– V. Delgado (Leiden, NL)	

**07:45–08:15 | Michelangelo - The Hub**

<b>LET'S TALK ABOUT SEX! IMPORTANT FOR PATIENTS – DIFFICULT FOR PROFESSIONALS</b>		<b>Science@Breakfast</b>
Chairperson(s): N. Kolbe (Witten, DE)		
07:45	<b>How to bring sex into the consultation?</b>	<b>4812</b>
	– E. Steinke (Wichita, US)	
08:00	<b>Dispel the myths: mind or medications?</b>	<b>4813</b>
	– S. Connolly (London, UK)	

**07:45–08:15 | Agora 1 - Poster Area**



<b>MODELLING HEART FAILURE IN RODENTS – WHICH MODEL AND HOW TO VALIDATE?</b>		<b>Science@Breakfast</b>
<b>Organised by the ESC &amp; Chinese young communities</b>		
Chairperson(s): S. Ljubojevic (Graz, AT); Z.-C. Jing (Beijing, CN)		
07:45	<b>Pressure overload model.</b>	<b>4814</b>
	– K. Toischer (Göttingen, DE)	
08:00	<b>Phenotyping heart failure with echocardiography - Tips and tricks.</b>	<b>4815</b>
	– J.-H. Li (Beijing, CN)	

**07:45–08:15 | Agora 2 - Poster Area**



<b>SPORT IS NOT ALWAYS HEALTHY FOR YOUR HEART – A DOUBLE-EDGED SWORD</b>		<b>Science@Breakfast</b>
<b>Organised by the ESC &amp; Italian young communities</b>		
Chairperson(s): F. Luca (Messina, IT); R.C. Vidal Perez (Santiago de Compostela, ES)		
07:45	<b>Risk of arrhythmias and sudden cardiac death.</b>	<b>4816</b>
	– E. Arbelo (Barcelona, ES)	
08:00	<b>Beyond the EKG - Echocardiography screening for all?</b>	<b>4817</b>
	– F. Pelliccia (Rome, IT)	



08:30–10:00 | Rome - Main Auditorium

**2016 EUROPEAN GUIDELINES ON CARDIOVASCULAR DISEASE PREVENTION IN CLINICAL PRACTICE** Main Session

Chairperson(s): A.W. Hoes (Utrecht, NL); M.F. Piepoli (Piacenza, IT)

08:30	<b>Cardiovascular risk assessment for a busy clinician.</b> – I.M. Graham (Dublin, IE)	4818
08:48	<b>How to deal with older/younger individuals with unfavorable risk profiles?</b> – Y.M. Smulders (Amsterdam, NL)	4819
09:06	<b>Is it time to revise the blood pressure targets?</b> – J. Redon (Valencia, ES)	4820
09:24	<b>Lipid target: the lower the better?</b> – A. Catapano (Milan, IT)	4821
09:42	<b>Do we need an ECG before starting physical activity?</b> – M.T. Tiberi (Pesaro, IT)	4822

08:30–10:00 | Forum - The Hub



**RBBB AND HEART FAILURE. IS CRT THE ANSWER? HEART TEAM DISCUSSION** Heart Team

**Heart team at the University Hospital Ramon and Cajal, Madrid**

Chairperson(s): J.L. Zamorano Gomez (Madrid, ES); G. Hindricks (Leipzig, DE)

08:30	<b>Heart team panel live on stage.</b> – M. Castillo (Madrid, ES), C. Fernandez-Golfín (Madrid, ES), E. Franco (Madrid, ES), D. Rodríguez Muñoz (Madrid, ES), F. Ruschitzka (Zurich, CH)	4823
08:30	<b>Heart team filmed at the University Hospital Ramon and Cajal, Madrid.</b> – M. Castillo (Madrid, ES), C. Fernandez-Golfín (Madrid, ES), E. Franco (Madrid, ES), R. Hinojar (Madrid, ES), J. Moreno Planas (Madrid, ES), D. Rodríguez Muñoz (Madrid, ES), J.L. Zamorano Gomez (Madrid, ES)	4824
08:30	<b>Discussion.</b>	4825

08:30–10:00 | Galileo - The Hub

PROGNOSTICATION IN CRITICAL CARE: IS MY PATIENT LIKELY TO SURVIVE

Rapid Fire Abstract

Chairperson(s): O. Bazzino (Buenos Aires, AR); E. Swahn (Linköping, SE)

- 08:30 **Neither previous nor active cancer is associated with higher mortality after successful resuscitation from out-of-hospital cardiac arrest.** 4826  
 – M. Winther-Jensen, J. Kjaergaard, C. Hassager, L. Kober, F. Lippert, H. Scholm (Copenhagen, DK)
- 08:39 **Long-term clinical outcomes in patients with cardiogenic shock according to LV function. The FAST-MI 2010 registry.** 4827  
 – E. Riant, E. Puymirat, N. Aissaoui, L. Bonello, C. Delmas, F. Schiele, P. Henry, T. Simon, E. Bonnefoy, N. Danchin (Paris, Marseille, Toulouse, Besançon and Lyon, FR)
- 08:48 **Hypoxic hepatitis in cardiogenic shock complicating acute myocardial infarction - an IABP-SHOCK II biomarker substudy.** 4828  
 – C. Jung, G. Fuernau, S. Desch, I. Eitel, M. Kelm, G. Schuler, V. Adams, H. Thiele (Düsseldorf, Lübeck and Leipzig, DE)
- 08:57 **Incidence, treatment strategies and outcome of acute coronary syndromes with and without ongoing myocardial ischemia.** 4829  
 – P. Tousek, F. Tousek, O. Hlinomaz, M. Branny, M. Sluka, M. Maly, J. Kettner, Z. Coufal, P. Cervinka, D. Maluskova, P. Widimsky (Prague, Ceske Budejovice, Brno, Trinec, Olomouc, Zlin and Ústí nad Labem, CZ)
- 09:06 **Long term outcomes of patients with type 2 myocardial infarction or myocardial injury.** 4830  
 – A.R. Chapman, A.S.V. Shah, A. Anand, D. McAllister, F. Strachan, N.L. Mills (Edinburgh, UK)
- 09:15 **GRACE risk score better predicts in-hospital mortality and major bleeding than CRUSADE risk scores in acute coronary syndromes.** 4831  
 – P.J. Flores-Blanco, A.A. Lopez-Cuenca, M. Gomez-Molina, F.J. Pastor-Perez, A. Garcia-Narbon, I. De Las Heras-Gomez, E. Guerrero-Perez, A.M. Castillo-Navarro, M. Valdes, S. Manzano Fernandez (Murcia, ES)
- 09:24 **Gender differences in the predictive value of the HEART score for major adverse cardiac events in patients presenting to the emergency department with acute chest pain.** 4832  
 – I.E.M. Bank, V.C. De Hoog, D.P.V. De Kleijn, G.P. Pasterkamp, H.M. Den Ruijter, P.A.F. Doevendans, T.X. Wildbergh, A. Mosterd, L. Timmers (Utrecht and Amersfoort, NL)
- 09:33 **Cardiac arrest does not affect survival in post-operative cardiovascular surgery patients undergoing extracorporeal membrane oxygenation.** 4833  
 – G. Goliash, L. Schrutka, C. Binder, B. Steinlechner, G. Heinz, I. Lang, G. Maurer, H. Koinig, D. Wiedemann, K. Ruetzler, A. Niessner, K. Distelmaier (Vienna, AT)
- 09:42 **Markers of oxidative stress measured at hospital admission predict prognosis in out-of-hospital cardiac arrest survivors: results of a prospective study.** 4834  
 – P. Ostadal, D. Vondrakova, M. Prucha, A. Kruger, M. Janotka, P. Neuzil (Prague, CZ)
- 09:51 **Prognostic impact of prehospital return of spontaneous circulation on favourable neurological outcomes after out-of-hospital cardiac arrest in elderly patients aged 95 years and older.** 4835  
 – A. Funada, Y. Goto, T. Maeda, R. Teramoto, M. Yamagishi (Kanazawa, JP)

08:30–10:00 | Raphael - The Hub

2016 HEART FAILURE GUIDELINES IN POLAND

 Guidelines in Daily Practice

My NCS@ESC

Chairperson(s): A. Gackowski (Krakow, PL); E. Straburzynska-Migaj (Poznan, PL)

- 08:30 **Functional MR - Hard decisions, complex approach - Clinical case.** 4836  
 – A. Furman-Niedziejko (Krakow, PL)
- 08:50 **Functional MR - Hard decisions, complex approach - What do the Guidelines say?** 4837  
 – P. Rozentryt (Zabrze, PL)
- 09:10 **Functional MR - Hard decisions, complex approach - Take home message.** 4838  
 – A. Gackowski (Krakow, PL)
- 09:15 **Dyspnea in HF - Is its origin always clear? - Clinical case.** 4839  
 – M.I. Kaluzna-Oleksy (Poznan, PL)
- 09:35 **Dyspnea in HF - Is its origin always clear? - What do the Guidelines say?** 4840  
 – M. Gruchala (Gdansk, PL)
- 09:55 **Dyspnea in HF - Is its origin always clear? - Take home message.** 4841  
 – E. Straburzynska-Migaj (Poznan, PL)



Guidelines in Daily Practice

**08:30–10:00 | Da Vinci - The Hub**

**2016 DYSLIPIDAEMIAS GUIDELINES IN THE NETHERLANDS**  
My NCS@ESC

Chairperson(s): R.J.G. Peters (Amsterdam, NL); E. Stroes (Amsterdam, NL)

08:30	<b>A 58 year old banker with coronary artery disease who is intolerant to statin therapy - Clinical case 1.</b>	4842
	– R. Kraaijenhagen (Amstelveen, NL)	
08:50	<b>A 58 year old banker with coronary artery disease who is intolerant to statin therapy - What do the Guidelines say?</b>	4843
	– F.V. Visseren (Utrecht, NL)	
09:10	<b>A 58 year old banker with coronary artery disease who is intolerant to statin therapy - Take home message.</b>	4844
	– R.J.G. Peters (Amsterdam, NL)	
09:15	<b>A 58 year old lady with coronary artery disease and a fasting triglycerides level of 4,4 mmol/L - Clinical case.</b>	4845
	– J.W. Jukema (Leiden, NL)	
09:35	<b>A 58 year old lady with coronary artery disease and a fasting triglycerides level of 4,4 mmol/L - What do the Guidelines say?</b>	4846
	– J. Wittekoek (Utrecht, NL)	
09:55	<b>A 58 year old lady with coronary artery disease and a fasting triglycerides level of 4,4 mmol/L - Take home message.</b>	4847
	– E. Stroes (Amsterdam, NL)	

**08:30–10:00 | Bernini - The Hub**

**TAKING HEART FAILURE GENETICS TO THE CLINIC**

Chairperson(s): J. Fauconnier (Montpellier, FR); S.G. Priori (Pavia, IT)

08:30	<b>Genetic advances in cardiomyopathies.</b>	4848
	– J. van der Velden (Amsterdam, NL)	
08:52	<b>What can genetic testing offer patients with heart failure?</b>	4849
	– H. Watkins (Oxford, UK)	
09:15	<b>The genetic architecture of peripartum cardiomyopathy.</b>	4850
	– D. Hilfiker-Kleiner (Hannover, DE)	
09:37	<b>HFpEF genes- Are there any?</b>	4851
	– B. Pieske (Berlin, DE)	

**08:30–10:00 | Michelangelo - The Hub**

**CHALLENGING CASES IN CORONARY INTERVENTION – THE FAST AND THE FURIOUS**

Chairperson(s): J. Mehilli (Munich, DE); I. Nunez-Gil (Madrid, ES)

08:30	<b>PCI to distal left main trifurcation disease with final Trising balloons technique.</b>	4852
	– K. Mandour (Cairo, EG)	
08:42	<b>Percutaneous treatment of a giant coronary aneurysm involving left main bifurcation and complex coronary stenosis.</b>	4853
	– J. Ferro (Mirano, IT)	
08:55	<b>OCT guided treatment of severely calcified in-stent restenosis with orbital atherectomy.</b>	4854
	– E. Shlofmitz (New York, US)	
09:08	<b>Successful percutaneous closure of a large circumflex coronary artery to coronary sinus fistula.</b>	4855
	– G. Ooues (Birmingham, UK)	
09:21	<b>A young man with chest pain and a interesting electrocardiogram.</b>	4856
	– E. Calogero (Pisa, IT)	
09:34	<b>Hybrid treatment approach of right atrial angiosarcoma.</b>	4857
	– J.C. Duarte Rodrigues (Oporto, PT)	
09:47	<b>Unloading the problem - eVAD on top of VA-ECMO for severe cardiogenic shock.</b>	4858
	– B. Schrage (Hamburg, DE)	

**08:30–10:00 | Baku - Village 1**

**CARDIAC CELL-BASED THERAPIES: A CRITICAL APPRAISAL**

Chairperson(s): T. Eschenhagen (Hamburg, DE); J. Kastrup (Copenhagen, DK)

08:30	<b>After a decade of stem cells, which cell type to choose?</b>	4859
	– G. Pompilio (Milan, IT)	
08:52	<b>The next level for repair, empowering stem cells.</b>	4860
	– R. Madonna (Chieti, IT)	
09:15	<b>Cardiac electrical sensing and electromechanical stimulation.</b>	4861
	– S.E. Lehnart (Göttingen, DE)	
09:37	<b>Clinical approaches for cardiac cell therapy.</b>	4862
	– S. Janssens (Leuven, BE)	



Symposium



Clinical Cases

Symposium

08:30–10:00 | Nicosia - Village 1

**THERAPEUTIC MODULATION OF THE IMMUNE RESPONSE IN ATHEROSCLEROSIS** Advances in Science

Chairperson(s): I. Hoefler (Utrecht, NL); S. Steffens (Munich, DE)

- 08:30 **State of the Art in therapeutic modulation of the immune response in atherosclerosis.** 4863  
 – P. Libby (Boston, US)
- 08:48 **Nanoparticle-enabled RNAi in endothelial cells attenuates inflammation in atherosclerosis and acute myocardial infarction.** 4864  
 – H. Sager, P. Dutta, J. Dahlman, M. Hulsmans, G. Courties, Y. Sun, T. Heidt, A. Borodovsky, K. Fitzgerald, P. Libby, R. Langer, R. Weissleder, F. Swirski, D. Anderson, M. Nahrendorf (Munich and Freiburg, DE; Pittsburgh, Cambridge and Boston, US)
- 09:06 **STAT4 deficiency exacerbates atherosclerosis by promoting mobilization of myeloid cells, polarization of M1 macrophages and formation of foam cells.** 4865  
 – L. Xu, S. Ding, J. Chen, J. Yang, W. Zhang, X. Yang, J. Ge (Shanghai, CN)
- 09:24 **Bone marrow-specific Sirt6 deletion enhances atherosclerosis and foam cell formation via an increase in macrophage scavenger receptor 1 expression.** 4866  
 – T. Arsiwala, L.J. Van Tits, M.X. Miranda, K. Nussbaum, J. Weber, P. Blyszczuk, S. Stivala, J.H. Beer, M. Greter, B. Becher, M.O. Hottiger, R. Mostoslavsky, U. Eriksson, T.F. Luescher, C.M. Matter (Zurich and Baden, CH; Boston, US)
- 09:42 **Future direction for research in therapeutic modulation of the immune response in atherosclerosis.** 4867  
 – Z. Mallat (Cambridge, UK)

08:30–10:00 | Helsinki - Village 2

**BIORESORBABLE VASCULAR SCAFFOLD** Symposium

Chairperson(s): J.J. Wykrzykowska (Abcoude, NL); M. Haude (Neuss, DE)

- 08:30 **State of the Art lecture on the use of bioresorbable scaffold.** 4868  
 – J. Ormiston (Auckland, NZ)
- 08:52 **Which anatomy merits bioresorbable scaffold?** 4869  
 – A. Colombo (Milan, IT)
- 09:15 **Imaging for bioresorbable scaffolds - An Asian perspective.** 4870  
 – T. Kimura (Kyoto, JP)
- 09:37 **Update on clinical data after bioresorbable vascular device implantation.** 4871  
 – G. Stone (New York, US)

08:30–10:00 | Sarajevo - Village 2

**NOVEL STRATEGIES IN THE TREATMENT OF CLASS D HEART FAILURE** Symposium  
**Joint with the European Society for Cardiovascular and Endovascular Surgery**

Chairperson(s): F.J. Pinto (Lisbon, PT); O. Oto (Izmir, TR)

- 08:30 **How to introduce long term LVAD therapy into mainstream heart failure cardiology.** 4872  
 – M.S. Slaughter (Louisville, US)
- 08:52 **LVAD therapy is the standard care in patient with advanced heart failure - A change of paradigm.** 4873  
 – S. Schueler (Newcastle-upon-Tyne, UK)
- 09:15 **Durable LVAD therapy in patient with adult congenital disease.** 4874  
 – M. Griselli (Newcastle-upon-Tyne, UK)
- 09:37 **Panel.** 4875  
 – T.A. McDonagh (London, UK), J.P. Couetil (Paris, FR), T.M. Suter (Bern, CH)

08:30–10:00 | Cairo - Village 3

**CHALLENGES IN BLOOD PRESSURE MEASUREMENT** Symposium

Chairperson(s): K. Kario (Shimotsuke, JP); E.V. Shlyakhto (St. Petersburg, RU)

- 08:30 **Masked uncontrolled hypertension.** 4876  
 – G. Parati (Milan, IT)
- 08:52 **White coat hypertension.** 4877  
 – G. Mancia (Milan, IT)
- 09:15 **Can clinic blood pressure be used to predict home blood pressure?** 4878  
 – R. McManus (Oxford, UK)
- 09:37 **Are other blood pressure parameters (central BP, BP variability, stiffness index) valuable?** 4879  
 – K. Kario (Shimotsuke, JP)

**08:30–10:00 | Yerevan - Village 3**

**REVERSAL OF NOACS' EFFECT: WHEN AND HOW?**

Symposium

Chairperson(s): S. Agewall (Oslo, NO); J.A.C. Morais (Leiria, PT)

08:30	<b>When should I use reversal agents for NOACs?</b> – G.Y.H. Lip (Birmingham, UK)	4880
08:52	<b>Reversal of the thrombin inhibitor dabigatran.</b> – A. Niessner (Vienna, AT)	4881
09:15	<b>Reversal of FXa inhibitors.</b> – S. Wassmann (Munich, DE)	4882
09:37	<b>Will the availability of specific reversal agents change the use of NOACs?</b> – F.W.A. Verheugt (Amsterdam, NL)	4883

**08:30–10:00 | Berlin - Village 4**

**ATRIAL FIBRILLATION IN CLINICAL PRACTICE**

Symposium

Chairperson(s): B. Merkely (Budapest, HU); E. Pokushalov (Novosibirsk, RU)

08:30	<b>How to define non-valvular atrial fibrillation?</b> – L. Fauchier (Tours, FR)	4884
08:52	<b>Heart failure and atrial fibrillation: which comes first?</b> – J.G.F. Cleland (London, UK)	4885
09:15	<b>Whom not to anticoagulate?</b> – J.L. Merino (Madrid, ES)	4886
09:37	<b>Who may not benefit from catheter ablation?</b> – H. Kottkamp (Zurich, CH)	4887

**08:30–10:00 | Minsk - Village 4**

**2016 ATRIAL FIBRILLATION GUIDELINES IN FRANCE**



**My NCS@ESC**

Chairperson(s): C. Leclercq (Rennes, FR); J.-Y. Le Heuzey (Paris, FR)

08:30	<b>Medical therapy in atrial fibrillation, how should I manage? - Clinical case.</b> – E. Gandjbakhch (Paris, FR)	4888
08:50	<b>Medical therapy in atrial fibrillation, how should I manage? - What do the Guidelines say?</b> – M. Guenoun (Plan-de-Cuques, FR)	4889
09:10	<b>Medical therapy in atrial fibrillation, how should I manage? - Take home message.</b> – C. Leclercq (Rennes, FR)	4890
09:15	<b>Atrial fibrillation: ablate or not ablate - Clinical case.</b> – N. Clementy (Tours, FR)	4891
09:35	<b>Atrial fibrillation: ablate or not ablate - What do the Guidelines say?</b> – F. Sacher (Pessac, FR)	4892
09:55	<b>Atrial fibrillation: ablate or not ablate - Take home message.</b> – J.-Y. Le Heuzey (Paris, FR)	4893

**08:30–10:00 | Athens - Village 5**

**CHALLENGES WITH ANTICOAGULANTS AND ANTITHROMBOTICS IN ACUTE CORONARY SYNDROME**

Advances in Science

Chairperson(s): M. Gilard (Brest, FR); F.J. Neumann (Bad Krozingen, DE)

08:30	<b>State of the Art in treatment of acute coronary syndrome patients in need of oral anticoagulation.</b> – W.J.M. Dewilde (Breda, NL)	4894
08:48	<b>Comparative impact of preexisting and new-onset atrial fibrillation on long-term mortality in STEMI patients admitted for primary PCI.</b> – I. Zivkovic, M. Asanin, D. Milasinovic, V. Pavlovic, Z. Mehmedbegovic, D. Matic, V. Dedovic, M. Tesic, A. Pavlovic, J. Dobras, M. Zivkovic, A.D. Ristic, V. Vukcevic, P.M. Seferovic, G. Stankovic (Belgrade, RS)	4895
09:06	<b>Incidence, presentation, treatment and outcome of patients with myocardial infarction type 2 in routine clinical practice.</b> – D. Radovanovic, T. Pilgrim, B. Seifert, P. Urban, G. Pedrazzini, P. Erne (Zurich, Bern, Geneva and Lugano, CH)	4896
09:24	<b>New onset atrial fibrillation in ST-segment elevation myocardial infarction: predictors and impact on therapy and mortality.</b> – K. Hyde Congo, J.F. Carvalho, D. Neves, B. Picarra, A.R. Santos, J. Aguiar, R. Rnsca (Évora and Coimbra, PT)	4897
09:42	<b>Future direction for research in treatment of acute coronary syndrome patients in need of oral anticoagulation.</b> – M. Lettino (Milan, IT)	4898

08:30–10:00 | Budapest - Village 6

UPDATE ON IMAGING IN CARDIOMYOPATHY

Symposium

Chairperson(s): W.J. McKenna (London, UK); J. Gorcsan (Pittsburgh, US)

- 08:30 **Imaging to differentiate HCM from its phenocopies.** 4899  
 – I. Olivetto (Florence, IT)
- 08:52 **Guiding device therapy in dilated cardiomyopathy.** 4900  
 – V. Delgado (Leiden, NL)
- 09:15 **How to distinguish ARVC from athlete's heart.** 4901  
 – C. Basso (Padua, IT)
- 09:37 **Diagnosing left ventricular non-compaction.** 4902  
 – S.E. Petersen (London, UK)

08:30–10:00 | Tbilisi - Village 6

WHEN CARDIOVASCULAR MAGNETIC RESONANCE SHOULD BE USED IN TODAY'S CLINICAL PRACTICE

Symposium

Chairperson(s): F.E. Rademakers (Leuven, BE); M. Lombardi (San Donato Milanese, IT)

- 08:30 **Stable angina: current data and guidelines.** 4903  
 – S. Plein (Leeds, UK)
- 08:52 **Cardiomyopathy: where CMR adds to risk stratification.** 4904  
 – S. Prasad (London, UK)
- 09:15 **Heart failure: differential diagnosis and treatment guidance.** 4905  
 – O. Bruder (Essen, DE)
- 09:37 **Congenital heart disease in everyday practice.** 4906  
 – E.R. Valsangiacomo Buechel (Zurich, CH)

08:30–10:00 | Paris - Village 7

IMPROVING CARDIOVASCULAR DISEASE PREVENTION

Advances in Science

Chairperson(s): P. Marques-Vidal (Lausanne, CH); E. Prescott (Copenhagen, DK)

- 08:30 **State of the Art in current cardiovascular disease prevention.** 4907  
 – J.E. Deanfield (London, UK)
- 08:48 **Estimating preventive treatment effect in individual patients from a lifetime perspective: the aspirin example.** 4908  
 – J.A.N. Dorresteijn, L. Kaasenbrood, N.R. Cook, R.C.M. Van Kruijsdijk, Y. Van Der Graaf, F.L.J. Visseren, P.M. Ridker (Utrecht, NL; Boston, US)
- 09:06 **The effects of statins on cardiovascular outcomes by smoking status. a systematic review and meta-analysis of randomized controlled trials.** 4909  
 – S. Ursoniu, D.P. Mikhailidis, M.C. Serban, P. Penson, P.P. Toth, K.K. Ray, J.J.P. Kastelein, A.V. Hernandez, M. Banach (Timisoara, RO; London and Liverpool, UK; Baltimore and Cleveland, US; Amsterdam, NL; Lodz, PL)
- 09:24 **Meta-analysis of non-invasive screening for coronary artery disease in asymptomatic patients with diabetes.** 4910  
 – O.F. Clerc, T.A. Fuchs, J. Stehli, D.C. Benz, C. Grani, R.R. Buechel, P.A. Kaufmann, O. Gaemperli (Zurich, CH)
- 09:42 **Future direction for research in cardiovascular disease prevention.** 4911  
 – C.N. Bairey Merz (Los Angeles, US)

08:30–10:00 | Reykjavik - Village 7

NUTRITION, WEIGHT AND CARDIOVASCULAR DISEASE: FROM WOMB TO TOMB

Advances in Science

Chairperson(s): C. Sirtori (Milan, IT); S. Stender (Hellerup, DK)

- 08:30 **State of the Art in nutrition and cardiovascular disease.** 4912  
 – M. Verschuren (Bilthoven, NL)
- 08:48 **Postnatal nutrition in preterm-born infants: could this developmental window be a target to reduce long-term changes in cardiac structure and function?** 4913  
 – A.J. Lewandowski, P. Lamata, J. Francis, S. Neubauer, A. Singhal, A. Lucas, P. Leeson (Oxford and London, UK)
- 09:06 **Physical activity, body mass index and mortality among subjects with coronary heart disease.** 4914  
 – T. Moholdt, C. Lavie, J. Nauman (Trondheim, NO; New Orleans, US)
- 09:24 **Excess dietary salt intake may increase a risk of developing chronic kidney disease in the general population.** 4915  
 – H. Takase, T. Tanaka, D. Nonaka, S. Takayama, H. Hayashi, T. Sugiura, S. Yamashita, N. Ohte, Y. Dohi (Hamamatsu, Nagoya and Seto, JP)
- 09:42 **Future direction for research in nutrition and obesity.** 4916  
 – D. Mozaffarian (Boston, US)



08:30–10:00 | Brussels - Village 8

**ADVANCED HEART FAILURE – MANAGEMENT UPDATE 2016**

	Chairperson(s): S. Adamopoulos (Athens, GR); M.G. Crespo-Leiro (La Coruña, ES)	<b>Symposium</b>
08:30	<b>Optimal medical therapy.</b> – J. Bauersachs (Hannover, DE)	<b>4917</b>
08:52	<b>Transplantation.</b> – D. Milicic (Zagreb, HR)	<b>4918</b>
09:15	<b>Assist devices.</b> – R. Mehra (Needham, US)	<b>4919</b>
09:37	<b>Bioartificial heart.</b> – P.J. Mohacsi (Bern, CH)	<b>4920</b>

08:30–10:00 | Tallinn - Village 8

**ESTROGEN AND TESTOSTERONE IN MYOCARDIAL HYPERTROPHY**

**Joint with the International Society for Gender Medicine**

	Chairperson(s): J.L. Samuel (Paris, FR); V. Regitz-Zagrosek (Berlin, DE)	<b>Symposium</b>
08:30	<b>Role of sex hormones in cell death and survival.</b> – W. Malomi (Rome, IT)	<b>4921</b>
08:52	<b>Role of testosterone in myocardial hypertrophy.</b> – T. Thum (Hannover, DE)	<b>4922</b>
09:15	<b>Sex hormones and catecholamine functions in stress induced cardiomyopathy.</b> – A.R. Lyon (London, UK)	<b>4923</b>
09:37	<b>Gene and protein regulation by hormones in the heart.</b> – G. Kararigas (Berlin, DE)	<b>4924</b>

08:30–10:00 | Vienne - Village 9

**HIGHLIGHTS IN CARDIOMYOPATHIES: WHAT'S NEW?**

	Chairperson(s): M. Arad (Ramat Gan, IL); A.G. Rigopoulos (Schweinfurt, DE)	<b>Symposium</b>
08:30	<b>Hypertrophic cardiomyopathy.</b> – P.M. Elliott (London, UK)	<b>4925</b>
08:52	<b>Dilated cardiomyopathy.</b> – A.L.P. Caforio (Padua, IT)	<b>4926</b>
09:15	<b>Arrhythmogenic right ventricular cardiomyopathy.</b> – A. Anastasakis (Athens, GR)	<b>4927</b>
09:37	<b>Restrictive cardiomyopathy.</b> – P. Garcia-Pavia (Majadahonda, ES)	<b>4928</b>

08:30–10:00 | Agora 1 - Poster Area

**NOVELTY IN CARDIOVASCULAR IMAGING**

**Rapid Fire Abstract**

- Chairperson(s): J.-K. Song (Seoul, KR); L. Badano (Padua, IT)
- 08:30 **Elastin and aortopathy in bicuspid aortic valve: correlations between genetic and biomolecular patterns and mechanical properties of the aorta.** 4929  
 – M.L. Carerj, C. Zito, A. Bitto, M. Cusma Piccione, L. Longobardo, M. D’Angelo, L. Oretto, M.C. Todaro, F. Costa, M. Zucco, S. La Carrubba, F. De Luca, F. Squadrito, G. Di Bella, S. Carerj (Messina and Palermo, IT)
- 08:39 **Impact of stroke volume assessment by multimodality imaging on the subtype classification of severe aortic stenosis.** 4930  
 – T.M. Stadler, E.W. Holy, T.D.L. Nguyen-Kim, S. Obeid, L. Hoffelner, B. Staehli, F. Maisano, T.F. Luescher, F. Nietlispach, F.C. Tanner (Zurich, CH)
- 08:48 **Concomitant mitral or tricuspid regurgitation impairs survival after transcatheter aortic valve implantation.** 4931  
 – M. Drakopoulou, A. Michelongona, K. Toutouzias, S. Brili, O. Kaitozis, A. Synetos, G. Latsios, G. Trantalos, K. Stathogiannis, C. Aggeli, G. Lazaros, S. Sideris, G. Peskesis, E. Tsiamis, D. Tousoulis (Athens, GR)
- 08:57 **Three-dimensional speckle tracking of the right ventricle: implications on survival in pulmonary hypertension.** 4932  
 – P. Mocerì, N. Duchateau, D. Baudouy, S. Leroy, P. Bouvier, D. Schouver, M. Sermesant, E. Ferrari (Nice and Sophia Antipolis, FR)
- 09:06 **Vascular mechanics in aortic valve disease: two-dimensional speckle tracking echocardiographic analysis.** 4933  
 – L. Leite, R. Teixeira, M. Oliveira-Santos, R. Baptista, A. Barbosa, N. Ribeiro, A.P. Oliveira, R. Martins, G. Castro, L. Elvas, L. Goncalves, M. Pego (Coimbra, PT)
- 09:15 **Evaluation of left ventricular twist and synchrony in patients with lymphoma received anthracycline therapy by three-dimensional speckle tracking echocardiography.** 4934  
 – F.Y. Song, L.L. Cheng, X.H. Shu, J. Shi, C.J. Zhang, J.B. Ge (Shanghai, CN)
- 09:24 **Left ventricular untorsion rate as a novel echo index of diastolic function: a three-dimensional speckle tracking echocardiography study in patients with hypertension and preserved ejection fraction.** 4935  
 – M. Kawasaki, R. Tanaka, S. Minatoguchi, T. Miwa, T. Yoshizane, K. Ono, M. Nagaya, T. Noda, H. Ohohashi, S. Minatoguchi (Gifu, JP)
- 09:33 **3D strain for the prediction of clinical events in patients with successfully reperfused acute ST-segment elevation myocardial infarction: comparison with 2D strain.** 4936  
 – C.H. Kim, H.M. Choi, G.Y. Cho, Y.E. Yoon, J.J. Park, T.J. Youn, I.H. Chae (Seongnam, KR)
- 09:42 **Left atrial appendage orifice sizing for transcatheter closure using 3-dimensional transesophageal echocardiography.** 4937  
 – A.P. Lee, Y.T. Fan, K.K. Kam, F.Z. Cheung (Hong Kong, HK)
- 09:51 **Superiority of 3-dimensional over 2-dimensional transesophageal echocardiography in selection of occluders for percutaneous left atrial closure.** 4938  
 – W. Streb, K. Mitrega, M. Szymala, T. Podolecki, G. Mencil, Z. Kalarus (Zabrze, PL)

08:30–10:00 | Agora 2 - Poster Area

TECHNICAL ASPECTS OF BIORESORBABLE SCAFFOLD-BASED PCI

Rapid Fire Abstract

Chairperson(s): M. Sabate Tenas (Barcelona, ES); S. Cook (Fribourg, CH)

- 08:30 **Impact of side branch post-dilation with single balloon on scaffold geometry during the treatment of bifurcation coronary lesions with simple strategy. An optical coherence tomography analysis.** 4939  
 – J. Suarez De Lezo, J. Segura, S. Ojeda, P. Martin, M. Pan, M. Romero, J. Lopez, D. Valeron, A. Medina, J. Suarez De Lezo, J. Chavarria (Córdoba and Las Palmas de Gran Canaria, ES)
- 08:39 **Evaluation of biodegradable stent graft coatings in preclinical setting.** 4940  
 – J. Taavitsainen, J.P. Hytonen, A. Kuivanen, S. Tarvainen, J.T.T. Laitinen, E. Mangiardi, M. Guelcher, A. Mathur, J. Martin, S. Yla-Herttuala (Kuopio, FI; Winsen, DE; London, UK)
- 08:48 **Use of hybrid approach (bvs+ des) in left anterior descending reconstruction: the BRIVIDO registry.** 4941  
 – G. Boccuzzi, A. Montabone, F. Ugo, F. Piazza, S. Colangelo, F. Colombo, F. D'Ascenzo, F. Ferrari, A. Truffa, P. Lombardi, R. Garbo (Turin, Orbassano and Asti, IT)
- 08:57 **OCT versus angiography for post insertion assessment of everolimus-eluting bioresorbable vascular scaffolds and the prevention of major adverse cardiovascular events.** 4942  
 – A. Byrne, S. Harnshire, P. Rees, C. Bourantas, M. Ozkor, R. Weerakody, A. Wragg, C. Knight, D. Jones, A. Mathur (London, UK)
- 09:06 **Everolimus-eluting bioabsorbable vascular scaffolds thrombosis: Is it myth or reality? A Trial sequential meta-analysis and clinical & statistical significance analysis.** 4943  
 – I.H. Tanboga, S. Topcu, E. Aksakal, O. Gulcu, E. Aksakal, V. Oduncu, S. Sevimli (Erzurum and Istanbul, TR)
- 09:15 **Incidence and evolution of incomplete apposition of everolimus-eluting bioresorbable scaffolds: a serial optical coherence tomography analysis.** 4944  
 – T. Sato, R. Toelg, G. Richardt, M. Abdel-Wahab (Bad Segeberg, DE)
- 09:24 **The impact of the degree of strut apposition on neointimal proliferation after bioresorbable scaffolds implantation: insights from optical coherence tomography.** 4945  
 – T. Sato, R. Toelg, G. Richardt, M. Abdel-Wahab (Bad Segeberg, DE)
- 09:33 **Bioresorbable vascular scaffolds for the treatment of patients with in-stent restenosis. Results from the RIBS VI study.** 4946  
 – F.J. Cuesta Cuesta, F. Bosa, J.R. Rumoroso, B. Garcia Del Blanco, A. Perez Del Prado, J.R. Lopez Minguez, M. Masotti, M.J. Perez-Vizcayno, F. Rivero, T. Bastante, A. Benedicto, F. Alfonso Mantecosa (Madrid, Santa Cruz de Tenerife, Galdacano, Barcelona, Leon and Badajoz, ES)
- 09:42 **Hybrid strategy versus full bioresorbable vascular scaffolding for the percutaneous treatment of long coronary lesions.** 4947  
 – D. Valeron, J.M. Novoa, J. Suarez De Lezo, P. Martin Lorenzo, S. Ojeda, A. Cardenes, F. Mazuelos, J.J. Garcia Salvador, J. Segura, M. Pan, A. Medina, J.O.S.E. Suarez De Lezo (Las Palmas de Gran Canaria and Córdoba, ES)

10:00–11:00 | Copenhagen - Village 5

ESC GENERAL ASSEMBLIES

Special Event

Open to all members of the ESC National Societies, ESC Associations, ESC Working Groups and ESC Councils and all Fellows of the European Society of Cardiology (FESC).

Moderated Posters are on display from 08:30 to 12:30 on the plasma screen of the topic related Moderated Poster station.

During the moderated poster session (10:05–10:55), from a large plasma screen, Presenters will summarise their research within 3 minutes and then address questions from the Chairpersons and Audience.

10:05–10:55 | Moderated poster station - Poster Area

NOVEL CLINICAL IMPLICATIONS OF CARDIAC CT

Moderated Posters

Chairperson(s): R.R. Buechel (Zurich, CH); F. Hyafil (Paris, FR)

- 10:05 **Cardiac computed tomography for evaluation of prosthetic valve dysfunction. The ProHEARTVD registry.** P4948  
 – G.M. Feuchtnr, F. Plank, T. Schachner, N. Bonaros, S. Mueller, P. Burghard, A. Plass, D. El Alhassan, J. Leipsic, C.N. De Cecco (Innsbruck, AT; Zurich, CH; Vancouver, CA; Charleston, US)
- 10:12 **Incidence of coronary and cardiovascular events in subjects with zero coronary artery calcification by risk factor profile in the general population.** P4949  
 – I. Dykun, N. Lehmann, H. Kalsch, T. Muller, S. Mohlenkamp, S. Moebus, K.-H. Jockel, R. Erbel, A.A. Mahabadi (Essen and Moers, DE)
- 10:19 **Long-term clinical outcome of patients with type 2 diabetes without chest pain: prognostic value of coronary CT.** P4950  
 – J. Byeon, W.J. Lee, J. Jang, K.Y. Lee, B.H. Hwang, J.J. Kim, T.H. Kim, C.J. Kim, S.W. Jang, S.H. Ihm, K.B. Seung, K. Chang (Seoul, KR)
- 10:26 **Is FFR a sensitive but not specific detector of high risk plaques?** P4951  
 – A. Ahmadi, K. Overhus, J. Leipsic, S. Gaur, J. Jensen, H. Botker, D. Dey, B. Norgaard, J. Narula (New York and Los Angeles, US; Aarhus, DK; Vancouver, CA)
- 10:33 **Diabetes is a risk factor for subclinical coronary atherosclerosis, but not prediabetes.** P4952  
 – D.W. Kim, G.M. Park, T.S. Kim, C.J. Kim, J.S. Cho, M.W. Park, S.H. Her, J.B. Kwon (Daejeon, KR)
- 10:40 **DNA damage: Comparison of two non-invasive cardiac imaging techniques.** P4953  
 – J. Stehli, T.A. Fuchs, P.A. Kaufmann (Zurich, CH)
- 10:47 **Association between aortic valve calcification quantified using non-contrast cardiac CT and aortic valve stenosis assessed by transthoracic echocardiography in the general population.** P4954  
 – L. Khurrami, N. H Paulsen, B. B Carlsen, J. S Dahl, R. C Storch, N. L Christensen, M. Pareek, M. L Nielsen, J. E Moeller, J. S Lindholdt, A. C P Diederichsen (Odense, DK)

10:05–10:55 | Moderated poster station - Poster Area

CARDIOMYOPATHY WITH PRESERVED EJECTION FRACTION: AMYLOIDOSIS AND HYPERTENSION

Moderated Posters

Chairperson(s): D. Mohty (Limoges, FR); K. Prasad (London, UK)

- 10:05 **Prevalence of cardiomyopathy in patients with familial amyloid neuropathy: a report from the NEURO-TTR Trial.** P4955  
 – S.B. Heitner, R.H. Falk, C.J. Whelan, T.L. Lane, S.D. Solomon, E.J. Ackermann, B.P. Monia, P. Nelson, M.A. Lukas, A.X. Shenker, M.D. Benson, B.M. Drachman (Portland, Boston, San Diego, Philadelphia and Indianapolis, US; London, UK)
- 10:13 **Bortezomib: an effective therapy even in cardiac AL patients previously deemed unsalvageable.** P4956  
 – H.I. Geller, A. Singh, J.P. Laubach, T. Mirtó, D. Dupee, R.H. Falk (Boston, US)
- 10:21 **Higher prevalence of hypertension in the migrant population in Italy: data derived from the 2012 and 2013 world kidney day.** P4957  
 – M. Buiatti, A. Clementi, R. Mussinelli, F. Salinaro, V.E. Andreucci, A. Balducci, M. Boldrini, T. Perrone, P. Esposito, S. Perlini (Pavia, IT)
- 10:30 **Impact of patients' wealth categories on antihypertensive drugs intake in 12 sub-saharan countries: EIGHT Study.** P4958  
 – D. Macquart De Terline, I.B. Diop, S. Kingue, K.E. Kramoh, C. Nhavoto, M. Ouankou, D. Balde, E. Marijon, P.F. Plouin, X. Jouven, M. Antignac (Paris, FR; Dakar, SN; Yaoundé, CM; Abidjan, CI; Maputo, MZ; Conakry, GN)
- 10:38 **Titration of telmisartan, but not addition of amlodipine, reduces urine albumin in hypertensive patients with diabetes treated with telmisartan plus diuretic.** P4959  
 – S. Murai, M. Kojima, T. Sugiura, S. Yamashita, N. Ohte, Y. Dohi (Nagoya, Mie and Seto, JP)
- 10:46 **Impact of impaired cardiac function on the progression of chronic kidney disease – role of pharmacomodulation of valsartan.** P4960  
 – K.H. Chen, S. Chua, S. Leu, P.H. Sung, J.J. Sheu, H.K. Yip (Kaohsiung, TW)

## 10:05–10:55 | Moderated poster station - Poster Area

## PHYSIOLOGY OF STENTING FROM BENCH TO BEDSIDE

## Moderated Posters

Chairperson(s): L. Raber (Bern, CH); H. Shimokawa (Sendai, JP)

- 10:05 **Renal denervation suppresses coronary hyperconstricting responses after DES implantation in pigs in vivo - evidence for the kidney-brain-heart interactions.** P4961  
– H. Uzuka, Y. Matsumoto, K. Ohyama, K. Nishimiya, H. Amamizu, S. Morosawa, M. Hirano, K. Hao, R. Tsuburaya, K. Ito, J. Takahashi, Y. Funaki, H. Watabe, H. Shimokawa (Sendai, JP)
- 10:12 **A novel three-dimensional printed sirolimus-eluting bioresorbable vascular scaffold evaluated by optical coherence tomography in a porcine model.** P4962  
– B. Zheng, M. Chen, X.G. Wang, B. Zhang, Q.P. Shi, Y. Huo (Beijing, CN)
- 10:19 **Implantation of a novel polymer-free ciglitzone-coated stent in an animal model: in vivo and ex vivo analysis of stent endothelialization in comparison with BMS and everolimus-eluting stents.** P4963  
– S. Otto, K. Jager, D. Muehlstaedt, F.D. Kolodgie, S. Bischoff, H. Schubert, H.R. Figulla, R. Virmani, T.C. Poerner (Jena, DE; Gaithersburg, US)
- 10:26 **Effects of sleep-disordered breathing on plaque characteristics in patients with acute myocardial infarction.** P4964  
– S. Furudono, M. Kurobe, K. Minami, S. Muto, H. Suenaga, T. Nunohiro, S. Takeshita, H. Nakashima (Nagasaki, JP)
- 10:33 **Post-angioplasty hyperemic microvascular resistances may predict the absence of functional recovery in patients with chronic ischaemic left ventricular dysfunction.** P4965  
– R. Gorla, E. Verna, S. Ghiringhelli, S. Provasoli, L. Zoli, J. Salerno-Uriarte (Varese, IT)
- 10:40 **Outcomes of coronary stenoses with deferred revascularization based on fractional flow reserve assessment in patients with acute coronary syndrome.** P4966  
– A. Picchi, P. Calabria, L. Misuraca, G. Guerrieri, F. D'Ascenzo, E. Cerrato, S. Rigattieri, A.M. Leone, F. Zilio, M. Fineschi, A. Cresti, F. Lena, U. Limbruno (Grosseto, Turin, Rivoli, Rome, Padua and Siena, IT)
- 10:47 **Clinical and coronary haemodynamic determinants of recurrent chest pain in patients without obstructive coronary artery disease. A pilot study.** P4967  
– A.R. Sheikh, C. Zeitz, S. Rajendran, D. Di Fiore, R. Tavella, J. Beltrame (Adelaide, AU)

## 10:05–10:55 | Moderated poster station - Poster Area

## ANTITHROMBOTIC THERAPY IN ATRIAL FIBRILLATION

## Moderated Posters

Chairperson(s): J. Dalal (Mumbai, IN); B. Kantharia (New York, US)

- 10:05 **Validation of a modified CHA2DS2-VASc score for stroke risk stratification in Asian patients with atrial fibrillation.** P4968  
– T.F. Chao, G.Y.H. Lip, S.A. Chen (Taipei, TW; Birmingham, UK)
- 10:12 **Temporal change of anticoagulation therapy and its outcomes of Japanese atrial fibrillation patients in the real-world clinical practice: the Fushimi AF Registry.** P4969  
– M. Akao, Y. Yamashita, R. Uozumi, M. Esato, Y.H. Chun, H. Wada, K. Hasegawa, H. Ogawa, S. Morita, M. Abe (Kyoto, JP)
- 10:19 **Hospitalization-related costs among patients with atrial fibrillation treated with the factor Xa inhibitor edoxaban vs warfarin: results from the ENGAGE AF-TIMI 48 trial.** P4970  
– E.A. Magnuson, H. Li, K. Vilain, W.J. Kwong, E.M. Antman, C.T. Ruff, S.A. Murphy, E. Braunwald, R.P. Giugliano, D.J. Cohen (Kansas City, Parsippany and Boston, US)
- 10:26 **Vitamin K antagonist control for patients with nonvalvular atrial fibrillation in Eastern and Southeastern Asia: an analysis of event rates from GARFIELD-AF.** P4971  
– S. Goto, G. Accetta, P. Angchaisuksiri, A.J. Camm, D.A. Fitzmaurice, S. Haas, G. Kayani, Y. Koretsune, T.W. Lim, S. Oh, S.M. Schellong, H. Ten Cate, A.G.G. Turpie, A.K. Kakkar (Kanagawa and Osaka, JP; London and Birmingham, UK; Bangkok, TH; Munich and Dresden, DE; Singapore, SG; Seoul, KR; Maastricht, NL; Hamilton, CA)
- 10:47 **Reversal strategies and outcomes of major bleeding associated with direct oral anticoagulants compared to warfarin in routine practice: interim results from a multi-centre all-comer cohort.** P4972  
– Y. Xu, S. Schulman, D. Dowlatshahi, A.M. Holbrook, C.S. Simpson, L.E. Shepherd, P.S. Wells, A. Giulivi, T. Gomes, M. Mamdani, W. Khuu, E. Frymire, A. Johnson (Kingston, Hamilton, Ottawa and Toronto, CA)

10:05–10:55 | Moderated poster station - Poster Area

THE IMMUNE SYSTEM IN CARDIOVASCULAR DISEASE

Moderated Posters

Chairperson(s): P. Libby (Boston, US); J. Tunon Fernandez (Madrid, ES)

- 10:05 **An IL-6 receptor antibody suppresses IkBNS deficiency induced atherosclerosis in LDL receptor-deficient mice.** P4973  
 – K. Akita, K. Isoda, Y. Okabayashi, Y. Ishii, K. Shimada, H. Daida (Tokyo, JP)
- 10:13 **Hematopoietic PI3-kinase delta-deficiency causes B-1 cell depletion, impaired regulatory T-cell function and aggravated atherosclerosis in LDLR<sup>-/-</sup> mice.** P4974  
 – M. Zierden, C. Millarg, M. Vantler, E.M. Berghausen, S. Baldus, S. Rosenkranz (Cologne, DE)
- 10:21 **Genetic disruption of multidrug resistance-associated protein 1 improves endothelial function and attenuates atherosclerosis in MRP1<sup>-/-</sup> LDL<sup>-/-</sup> double knockout mice.** P4975  
 – J. Jehle, C.F.H. Mueller, A. Aksoy, S. Zimmer, G. Nickenig, V. Tiyerli (Bonn, DE)
- 10:30 **Methyltransferase Set7 drives vascular inflammation and endothelial dysfunction in obesity.** P4976  
 – F. Paneni, S. Costantino, A. Virdis, M. Volpe, T.F. Luscher, S. Taddei, F. Cosentino (Stockholm, SE; Pisa and Rome, IT; Zurich, CH)
- 10:38 **Macrophage-derived IGF-1 contributes to aortic fibrosis and stiffening in hypertensive mice.** P4977  
 – G. Drummond, C.T. Chan, A. Ilinykh, A. Vinh, S.M. Krishnan, M. Lieu, H. Diep, A. Pinto, C.G. Sobey (Melbourne, AU)
- 10:46 **TSLP - TSLPR signaling in immunization against atherosclerosis.** P4978  
 – M. Steinmetz, L. Laurans, B. Van Der Veken, P. Ponnuswamy, B. Esposito, M. Vandestienne, A. Giraud, S. Potteaux, A. Tedgui, Z. Mallat (Bonn, DE; Paris, FR)

10:05–10:55 | Moderated poster station - Poster Area

CARDIOMYOPATHIES

Moderated Posters

Chairperson(s): A. Keren (Tel Aviv, IL); E. Arbustini (Pavia, IT)

- 10:05 **Gender differences in the development of CMR abnormalities and cardiac complications: a multicentric prospective study in a large cohort of thalassemia major patients.** P4979  
 – A. Pepe, C. Borgna, S. Renne, N. Giunta, G. Restaino, V. Positano, M. Allo, A. Barone, M. Mangione, S. Maffei, C. Cadeddu, A. Meloni (Pisa, Ferrara, Lamezia Terme, Palermo, Campobasso, Crotona, Parma and Cagliari, IT)
- 10:12 **Long time clinical course of cardiac sarcoidosis: retrospective cohort analysis in Japan.** P4980  
 – T. Nagayama, K. Ishibashi, T. Kamakura, M. Wada, Y. Inoue, K. Miyamoto, T. Noda, T. Aiba, M. Isobe, F. Terasaki, S. Kamakura, T. Anzai, S. Yasuda, H. Ogawa, K. Kusano (Osaka and Tokyo, JP)
- 10:19 **Phase 2 study of A797, an oral, selective p38 mitogen-activated protein kinase inhibitor, in patients with lamin A/C-related dilated cardiomyopathy.** P4981  
 – C. MacRae, M.R.G. Taylor, L. Mestroni, J.R. Moses, E.A. Ashley, M.T. Wheeler, N.K. Lakdawala, R.E. Hershberger, M. Ptaszynski, V. Sandor, M.E. Saunders, C. Oliver, P.A. Lee, D.P. Judge (Boston, Denver, Madison, Stanford, Columbus, Boulder and Baltimore, US)
- 10:26 **Incident heart failure in patients with rheumatoid arthritis: a nationwide cohort study.** P4982  
 – U. Khalid, A. Egeberg, J. Lindhardsen, O. Ahlehoff, D. Lane, G. Gislason, G.Y.P. Lip, P.R. Hansen (Hellerup and Copenhagen, DK; Birmingham, UK)
- 10:33 **Cardiomyocyte bulking is a novel predictor of left ventricular reverse remodeling in patients with dilated cardiomyopathy.** P4983  
 – K. Fukaya, T. Okumura, H. Hiraiwa, T. Kondo, T. Ichii, S. Aoki, N. Watanabe, N. Kano, K. Furusawa, H. Mori, A. Sawamura, R. Morimoto, Y. Kureishi-Bando, T. Murohara (Nagoya, JP)
- 10:40 **Eosinophilic myocarditis in patients on dobutamine therapy: an underappreciated but not uncommon phenomenon.** P4984  
 – M.J. Barrett, A. Fabre, N.G. Mahon, G. Tuohy, N. Ryan, B. Parlon (Dublin, IE)
- 10:47 **Endomyocardial fibrosis in Mozambique: results of 13 years of surgery.** P4985  
 – C. Nhavoto, S. Aissa, F. Sitefane, S. Estefane, J. Macave, A. Menete, M.B. Ferreira (Maputo, MZ)

10:05–10:55 | Moderated poster station - Poster Area

ARE WE EVER GOING TO GET TO LIPID GOALS?

Moderated Posters

Chairperson(s): D. Ural (Istanbul, TR); M. Vrablik (Prague, CZ)

- 10:05 **Improvement of LDL-cholesterol goal attainment in high-risk patients in Europe and Middle East between 2008/09 and 2013/14 - Results of DYSIS and DYSIS II CHD.** P4986  
 – A.K. Gitt, D. Lautsch, M. Horack, P. Brudi, B. Ambegaonkar, J. Ferrieres (Ludwigshafen, DE; Vienna, AT; Kenilworth, US; Toulouse, FR)
- 10:12 **Statin use and dose by low-density lipoprotein cholesterol level in U.S. commercially insured patients with type 2 diabetes.** P4987  
 – A.C. Beaubrun, J. Hardin, D. Kim, K. Mues, B.D. Bradbury, K.L. Monda, P.M. Muntner, C.A. Herzog, R.S. Rosenson (Thousand Oaks, Birmingham, Alabama, Minneapolis and New York, US)
- 10:19 **Do we reach the LDL-c goals in Familial hypercholesterolemia patients under Eighteen Years Old? SAFEHEART (Spanish Familial Hypercholesterolemia Longitudinal Cohort Study) follow-up study.** P4988  
 – A. Saltijeral Cerezo, R. Alonso, L. Perez De Isla, O. Muniz, J.L. Diaz, F. Fuentes, J.F. Sanchez, J.P. Miramontes, P. Saenz, J. Galeana, J.I. Vidal, A. Brea, L. Irigoyen, T. Padro, P. Mata (Madrid, Seville, A Coruña, Córdoba, Caceres, Salamanca, Merida, Ciudad Real, Lugo, Logrono, Zaragoza and Barcelona, ES)
- 10:26 **Still high prevalence of persistent lipid abnormalities among patients with ACS or stable CHD despite chronic statin therapy in 2014: results of DYSIS II ACS and CHD.** P4989  
 – A.K. Gitt, B. Ambegaonkar, M. Horack, P. Brudi, D. Lautsch, J. Ferrieres (Ludwigshafen, DE; Kenilworth, US; Vienna, AT; Toulouse, FR)
- 10:33 **Modeling lipid-lowering therapy intensification in the real world: how many patients with atherosclerotic cardiovascular disease would need a PCSK9 inhibitor?** P4990  
 – I. Khan, C.P. Cannon, A. Klimchak, M.R. Reynolds, R.J. Sanchez, W.J. Sasiela (Bridgewater, Boston, Berkeley Heights and Tarrytown, US)
- 10:40 **Residual atherosclerotic cardiovascular disease risk in statin-treated adults: the multi-ethnic study of atherosclerosis.** P4991  
 – N.D. Wong, Y. Zhao, R.G.W. Quek, R.S. Blumenthal, M.J. Budoff, M. Cushman, P. Garg, V. Sandfort, M. Tsai, J.A. Lopez (Irvine, Thousand Oaks, Baltimore, Torrance, Burlington, Los Angeles, Bethesda and Minneapolis, US)
- 10:47 **Effect of secondary prevention care: Total blood cholesterol and lipid-lowering drug use after first-ever myocardial infarction by sex and age. The Tromso Study 1994-2008.** P4992  
 – L. Hopstock, M.L. Lochén, E.B. Mathiesen, A. Nilsen, I. Njolstad, T. Wilsgaard (Tromsø and Bodo, NO)

10:05–10:55 | Moderated poster station - Poster Area

CURRENT TRENDS IN ENDOCARDITIS

Moderated Posters

Chairperson(s): J. Casabe (Caba, AR); P. Tomos Mas (Barcelona, ES)

- 10:05 **Infective endocarditis in hypertrophic cardiomyopathy: should antibiotic prophylaxis be reconsidered?** P4993  
 – F. Dominguez Rodriguez, A. Ramos, E. Bouza, P. Munoz, M.C. Valerio, C. Farinas, J.R. De Berrazueta, J. Zarauza, J.M. Pericas Pulido, J.C. Pare, A. De Alarcon, D. Sousa, I. Rodriguez Bailon, M. Montejo-Baranda, P. Garcia-Pavia (Madrid, Santander, Barcelona, Seville, A Coruña, Málaga and Bilbao, ES)
- 10:12 **Multicenter study in patients with fungal endocarditis.** P4994  
 – R.F. Siciliano, O.N.E. Sejas, D.M. Gualandro, T.M.V. Strabelli, B.G. Ignatto, C. Lamas, C.Q. Fortes, L. Pierrotti, B. Caramelli, F. Tarasoutchi, A.J. Mansur (São Paulo and Rio de Janeiro, BR)
- 10:19 **External validation of models to predict systemic septic embolism in patients with left-sided infective endocarditis.** P4995  
 – L. Fauchier, L. Pericart, A. Bernard, T. Bourguignon, N. Clementy, F. Dion, D. Angoulvant, L. Bernard, D. Babuty (Tours, FR)
- 10:26 **Positron emission tomography/computed tomography (PET/CT) with 18F-fluorodeoxyglucose in infective endocarditis and cardiac devices infection: What is the clinical relevance of embolism detection and.** P4996  
 – C. Sanchez Enrique, A. Jimenez-Ballve, C. Olmos, D. Vivas, C. Ferrera, M.J. Perez-Castejon, G. Tirado-Conte, A. Freitas-Ferraz, R. Delgado-Bolton, I. Vilacosta (Madrid, ES)
- 10:33 **Performance of risk models in surgery for infective endocarditis: a meta-analysis.** P4997  
 – T.K.M. Wang, M.T.M. Wang, J. Pemberton (Auckland, NZ)
- 10:40 **The role of magnetic resonance imaging in the diagnosis of perivalvular complications and myocardium infiltration in infectious endocarditis.** P4998  
 – K. Zatorska, I. Michalowska, P. Duchnowski, P. Szymanski, M. Kusmierczyk, T. Hryniewiecki (Warsaw, PL)
- 10:47 **Usefulness of 18F-fluorodeoxyglucose positron emission tomography/computed tomography for diagnosis of prosthetic valve and intracardiac device infective endocarditis.** P4999  
 – I. Zegri Reiriz, S. Vilches, B. Rodriguez, C. Arellano, C. Parra, M. Cobo, F. Dominguez, E. Gonzalez, A. Amor, A. Ramos, L.A. Alonso-Pulpon, P. Garcia-Pavia (Madrid, ES)

10:05–10:55 | Moderated poster station - Poster Area

**MECHANISMS OF PLATELET ACTIVATION**

Moderated Posters

Chairperson(s): D. Alexopoulos (Ekali, GR); A.A. Lukito (Tangerang, ID)

- |       |   |       |
|-------|---|-------|
| 10:05 | <b>Platelet responsiveness to PAR4 activation in a healthy population and its inhibition by a potent and selective PAR4 antagonist.</b>   | P5000 |
|       | – K. Downes, W. Astle, H. McKinney, C. Kempster, J. Batista, S. Garner, N. Allegretto, W.H. Ouwehand, J. Yang (Cambridge, UK; Pennington, US)   |       |
| 10:12 | <b>The platelet protease-activated receptor-4 antagonist, UDM-002555, alone and in combination with aspirin inhibits arterial thrombosis with limited impact on hemostasis in cynomolgus monkeys.</b>   | P5001 |
|       | – P. Wong, C. Watson, J. Bostwick, J. Barville, R. Wexler, E. Priestley, A. Marinier, M. Bouvier, D. Seiffert, W. Schumacher, J. Yang (Pennington, US; Montreal, CA)  |       |
| 10:19 | <b>Can off-pump coronary artery bypass graft surgery be performed 3 days after clopidogrel discontinuation without increasing the bleeding risk in acute coronary syndrome patients?</b>  | P5002 |
|       | – W. Liu, Y.J. Zhou, C.X. Gu, R. Dong (Beijing, CN)   |       |
| 10:26 | <b>Evaluation of immature platelet parameters as compared to established predictors of platelet reactivity after thienopyridine loading.</b>  | P5003 |
|       | – C. Stratz, T. Boemicke, M. Amann, C. Valina, C. Valina, D. Trenk, F.J. Neumann, W. Hochholzer (Bad Krozingen, DE)   |       |
| 10:33 | <b>Impact of diabetes mellitus on the pharmacodynamic effects of ticagrelor versus clopidogrel in troponin-negative acute coronary syndrome patients undergoing ad-hoc percutaneous coronary intervention.</b>  | P5004 |
|       | – J. Sweeny, D. Angiolillo, F. Franchi, F. Rollini, R. Waksman, G. Raveendran, N. Khan, G. Carlson, Y. Zhao, R. Teng, R. Mehran (New York, Jacksonville, Washington, Minneapolis and Wilmington, US)  |       |
| 10:40 | <b>Large mean platelet volume is associated with impaired clopidogrel-responsiveness in acute coronary syndrome patients, with no impact on prasugrel or ticagrelor effects.</b>  | P5005 |
|       | – A.L. Marcano, D. Vivas, A. Tello, J.M. De La Hera, J.L. Ferreira, J.C. Gomez-Polo, J. Rozado, A. Silvente, A. Ortega, I. Silva, S.G. Sosa, E. Bernardo, A.R. Cequier, F. Marin, I. Roldan (L'Hospitalet de Llobregat, Barcelona, Madrid, Murcia and Oviedo, ES) |       |
| 10:47 | <b>Remote ischaemic preconditioning exerts pathway-specific inhibition of platelet activation in patients with coronary artery disease on dual antiplatelet therapy.</b>  | P5006 |
|       | – J.K.E. Lau, G.J. Pennings, C.J. Reddel, H. Campbell, V. Chen, A. Yong, L. Kritharides (Sydney, AU)  |       |

10:10–10:50 | Galileo - The Hub

**WHAT ARE THE EDITOR'S CRITERIA FOR GOOD SCIENTIFIC PAPERS?**

Special Session

**Meet the Editors of the European Heart Journal and New England Journal of Medicine**

Chairperson(s): T.F. Luscher (Zurich, CH); K.R. Sipido (Leuven, BE)

- |       |   |      |
|-------|---|------|
| 10:10 | <b>How do editors select the best manuscripts?</b>      | 5007 |
|       | – J. Jarcho (Boston, US)                                |      |
| 10:23 | <b>How to convince successfully your peers?</b>         | 5008 |
|       | – T.F. Luscher (Zurich, CH)                             |      |
| 10:36 | <b>Appropriate statistics and their implementation.</b> | 5009 |
|       | – R.E. Carter (Rochester, US)                           |      |

10:10–10:50 | Agora 1 - Poster Area

**THE FUTURE IS IN THE PIPELINE**

Special Session

*The European Society of Cardiology supports research and innovation from industry partners and in addition to the Hotline and Late Breaking sessions, we have created an additional platform for research focus at ESC Congress 2016. The ESC will highlight some promising industry research advances in 2016 at ESC Congress in Rome during this session.*

Chairperson(s): J.-Y. Le Heuzey (Paris, FR); M. Haude (Neuss, DE)

- |       |  |      |
|-------|--|------|
| 10:10 | <b>Rationale and design for studies of renal denervation in the absence (SPYRAL HTN OFF-MED) and presence (SPYRAL HTN ON-MED) of antihypertensive medications.</b> | 5010 |
|       | – M. Böhm (Homburg, DE)  |      |
| 10:20 | <b>Research Strategy: Searching for a cure for heart failure.</b>  | 5011 |
|       | – R. Fritsche (Möndal, SE)   |      |
| 10:30 | <b>GALILEO: Rivaroxaban in TAVR patients.</b>  | 5012 |
|       | – G.D. Dangas (New York, US)   |      |
| 10:40 | <b>Novel drug-filled stent designed to achieve controlled and sustained drug elution without a polymer.</b>  | 5013 |
|       | – G. Stone (New York, US)  |      |





**10:15–10:45 | Forum - The Hub**

**MEET THE GUIDELINES TASK FORCE – CARDIOVASCULAR DISEASE PREVENTION**

Special Session

- |       |   |      |
|-------|---|------|
| 10:15 | <b>CVD prevention.</b><br>– A.W. Hoes (Utrecht, NL)   | 5014 |
| 10:30 | <b>CVD prevention - Panel discussion and questions from the audience.</b><br>– M.C. Deaton (Cambridge, UK), I.M. Graham (Dublin, IE), M.F. Piepoli (Piacenza, IT), E. Prescott (Copenhagen, DK), N. Sattar (Glasgow, UK), Y.M. Smulders (Amsterdam, NL) | 5015 |

**10:15–10:45 | Raphael - The Hub**

**BLOOD CHOLESTEROL MANAGEMENT 2016 – WHERE SHOULD WE USE COMBINATION THERAPY?**

Satellite Symposium - Experts on the Spot

Sponsored by MSD

Chairperson(s): E. Braunwald (Boston, US)

- |       |   |      |
|-------|---|------|
| 10:15 | <b>Summary of satellite symposium key points: blood cholesterol management 2016 – Where should we use combination therapy?</b><br>– E. Braunwald (Boston, US) | 5016 |
| 10:30 | <b>Questions and answers: Blood cholesterol management 2016 – Where should we use combination therapy?</b><br>– E. Braunwald (Boston, US)                     | 5017 |

*Please refer to the Satellite Symposium scheduled on Monday 29 August, 12:45–13:45 in Helsinki - Village 2.*

**10:15–10:45 | Da Vinci - The Hub**

**PCSK9: TRANSLATING DATA INTO DAILY PRACTICE**

Satellite Symposium - Experts on the Spot

Sponsored by Amgen Cardiovascular

Chairperson(s): E. Stroes (Amsterdam, NL); U. Laufs (Homburg, DE)

- |       |  |      |
|-------|--|------|
| 10:15 | <b>PCSK9: translating data into daily practice.</b><br>– E. Stroes (Amsterdam, NL), U. Laufs (Homburg, DE) | 5018 |
|-------|--|------|

*Please refer to the Satellite Symposium scheduled on Sunday 28 August, 12:45–13:45 in Tallinn - Village 8.*

**10:15–10:45 | Bernini - The Hub**

**OPTIMIZING PATIENT CARE: INSIGHTS INTO THE RECENT ESC/ERS GUIDELINES ON PULMONARY HYPERTENSION – HIGHLIGHTS FOR THE CLINICIAN**

Satellite Symposium - Experts on the Spot

Sponsored by MSD

Chairperson(s): H.A. Ghofrani (Giessen, DE)

- |       |  |      |
|-------|--|------|
| 10:15 | <b>Insights into the recent ESC/ERS Guidelines on pulmonary hypertension – Highlights for the clinician.</b><br>– H.A. Ghofrani (Giessen, DE)  | 5019 |
| 10:40 | <b>Closing remarks - Optimizing patient care: insights into the recent ESC/ERS Guidelines on pulmonary hypertension – Highlights for the clinician.</b><br>– H.A. Ghofrani (Giessen, DE) | 5020 |

*Please refer to the Satellite Symposium scheduled on Saturday 27 August, 15:30–16:15 in Helsinki - Village 2.*

**10:15–10:45 | Michelangelo - The Hub**

**EUROPEAN GUIDELINES UPDATE: PUTTING KEY RECOMMENDATIONS INTO PRACTICE FOR CHRONIC HEART FAILURE**

Satellite Symposium - Experts on the Spot

Sponsored by Medscape

Chairperson(s): A.P. Maggioni (Florence, IT); C. Yancy (Chicago, US)

- |       |  |      |
|-------|--|------|
| 10:15 | <b>Panel discussion - European guidelines update: putting key recommendations into practice for chronic heart failure.</b><br>– A.P. Maggioni (Florence, IT), F. Ruschitzka (Zurich, CH), A.A. Voors (Groningen, NL), C. Yancy (Chicago, US) | 5021 |
|-------|--|------|

*Please refer to the Satellite Symposium scheduled on Sunday 28 August, 12:45–13:45 in Reykjavik - Village 7.*

11:00–12:30 | Rome - Main Auditorium

HOT LINE CORONARY ARTERY DISEASE AND STENTING		Hot Line
Chairperson(s): S.D. Kristensen (Aarhus, DK); A. Baumbach (Bristol, UK)		
11:00	<b>NorStent - Comparison of long term effects of new generation DES vs contemporary BMS on mortality, morbidity, revascularization, and quality of life.</b>	5022
– K.H. Bonnaa (Trondheim, NO)		
11:10	<b>NorStent - Discussant review.</b>	5023
– S. James (Uppsala, SE)		
11:15	<b>NorStent - Panel discussion.</b>	5024
11:18	<b>BASKET-SAVAGE - Drug-eluting vs. bare metal stents in saphenous vein grafts.</b>	5025
– R. Jeger (Basel, CH)		
11:28	<b>BASKET-SAVAGE - Discussant review.</b>	5026
– B. Chevalier (Massy, FR)		
11:33	<b>BASKET-SAVAGE - Panel discussion.</b>	5027
11:36	<b>PRAGUE -18 - Randomized comparison of ticagrelor versus prasugrel in ST elevation myocardial infarction.</b>	5028
– P. Widimsky (Prague, CZ)		
11:46	<b>PRAGUE -18 - Discussant review.</b>	5029
– K.A.A. Fox (Edinburgh, UK)		
11:51	<b>PRAGUE -18 - Panel discussion.</b>	5030
11:54	<b>Can patients with acute coronary syndromes caused by plaque erosion be treated with anti-thrombotic therapy without stenting?</b>	5031
– I.-K. Jang (Boston, US)		
12:04	<b>Can patients with acute coronary syndromes caused by plaque erosion be treated with anti-thrombotic therapy without stenting? - Discussant review.</b>	5032
– P.W.J.C. Serruys (Rotterdam, NL)		
12:09	<b>Can patients with acute coronary syndromes caused by plaque erosion be treated with anti-thrombotic therapy without stenting? - Panel discussion.</b>	5033
12:12	<b>BBK II trial - Culotte versus T-stenting for treatment of coronary bifurcation lesions.</b>	5034
– M. Ferenc (Bad Krozingen, DE)		
12:22	<b>BBK II trial - Discussant review.</b>	5035
– M.C. Morice (Massy, FR)		
12:27	<b>BBK II trial - Panel discussion.</b>	5036

11:00–12:30 | Forum - The Hub



WHY CARDIOLOGISTS OUGHT TO TEAM-UP WITH NEUROLOGISTS?		Heart Team
<b>Heart team at the Hospitals Louis Pradel and Wertheimer, Lyon</b>		
Chairperson(s): S. Berti (Massa, IT); H. Thibault (Bron, FR)		
11:00	<b>Heart team panel live on stage.</b>	5037
– L. Mechtouff (Lyon, FR), G. Rioufol (Bron, FR), C. Bergerot (Bron, FR), P. Chevalier (Lyon, FR), M. Schaaf (Bron, FR)		
11:30	<b>Heart team filmed at the Hospitals Louis Pradel and Wertheimer, Lyon.</b>	5038
– R. Rossi (Bron, FR), M. Barthelet (Bron, FR), S. Pichot (Lyon, FR), G. Rioufol (Bron, FR), L. Mechtouff (Lyon, FR), C. Bergerot (Bron, FR), P. Chevalier (Lyon, FR), M. Schaaf (Bron, FR)		
12:00	<b>Discussion.</b>	5039

11:00–12:30 | Galileo - The Hub

SECONDARY PREVENTION AFTER MYOCARDIAL INFARCTION: HOW CAN WE GO FURTHER?		Symposium
<i>This session is organised in the framework of the ESC CVD Prevention Programme, led by the European Association for Cardiovascular Prevention and Rehabilitation (EACPR) in collaboration with the Acute Cardiovascular Care Association (ACCA) and the ESC Council on Cardiovascular Nursing and Allied Professions (CCNAP). This programme is supported by Amgen and AstraZeneca in the form of unrestricted educational grants.</i>		
Chairperson(s): H. Bueno (Madrid, ES); A. Pelliccia (Rome, IT)		
11:00	<b>The burden of disease: are we really controlling the risk after the acute event?</b>	5040
– D. Fitzsimons (Belfast, UK)		
11:22	<b>Gaps in knowledge and implementation strategies: what do we know?</b>	5041
– M.F. Piepoli (Piacenza, IT)		
11:45	<b>The key role of the heart team.</b>	5042
– P. Giannuzzi (Veruno, IT)		
12:07	<b>The way ahead.</b>	5043
– P. Dendale (Hasselt, BE)		



Guidelines in Daily Practice

**11:00–12:30 | Raphael - The Hub**

**2016 CARDIOVASCULAR DISEASE PREVENTION GUIDELINES IN ITALY  
My NCS@ESC**

Chairperson(s): M.M. Gulizia (Catania, IT); G. Mercurio (Cagliari, IT)

11:00	<b>Management of an asymptomatic patient at high global cardiovascular risk - Clinical case.</b>	5044
	– M. Borzi (Rome, IT)	
11:20	<b>Management of an asymptomatic patient at high global cardiovascular risk - What do the Guidelines say?</b>	5045
	– S. Novo (Palermo, IT)	
11:40	<b>Management of an asymptomatic patient at high global cardiovascular risk - Take home message.</b>	5046
	– M.M. Gulizia (Catania, IT)	
11:45	<b>Management of statin-related muscle symptoms in a patient at high cardiovascular risk: a clinical case in secondary prevention - Clinical case.</b>	5047
	– G.F. Mureddu (Rome, IT)	
12:05	<b>Management of statin-related muscle symptoms in a patient at high cardiovascular risk: a clinical case in secondary prevention - What do the Guidelines say?</b>	5048
	– F. Colivicchi (Rome, IT)	
12:25	<b>Management of statin-related muscle symptoms in a patient at high cardiovascular risk: a clinical case in secondary prevention - Take home message.</b>	5049
	– G. Mercurio (Cagliari, IT)	

**11:00–12:30 | Da Vinci - The Hub**

**THE NEW CIRCULATION: LOOKING BACK AND MOVING FORWARD  
Joint with Circulation**

Symposium

Chairperson(s): J. Hill (Dallas, US); F. Van de Werf (Leuven, BE)

11:00	<b>The new Circulation.</b>	5050
	– J. Hill (Dallas, US)	
11:18	<b>High sensitivity cardiac troponins in the acute and non-acute setting.</b>	5051
	– T. Omland (Oslo, NO)	
11:36	<b>Clinical registries - Explaining the past and exploring the future.</b>	5052
	– S. James (Uppsala, SE)	
11:54	<b>Balancing efficacy and safety of antithrombotics.</b>	5053
	– P.G. Steg (Paris, FR)	
12:12	<b>Basic and translational science in Circulation.</b>	5054
	– T. Eschenhagen (Hamburg, DE)	

**11:00–12:30 | Bernini - The Hub**

**MIRNAS IN CARDIOVASCULAR DISEASE AND REGENERATION  
Organised by the ESC & Italian young communities**



  
Symposium

Chairperson(s): A. Zampetaki (London, UK); S. Muscoli (Rome, IT)

11:00	<b>Non-coding RNAs in cardiovascular pathology.</b>	5055
	– G. Condorelli (Rozzano, IT)	
11:22	<b>Vascular miRNAs- Disease mechanisms and therapy.</b>	5056
	– K. Stellos (Frankfurt, DE)	
11:45	<b>MiRNAs as therapeutics for heart disease.</b>	5057
	– L. Maegdefessel (Stockholm, SE)	
12:07	<b>MiRNAs for cardiac regeneration.</b>	5058
	– M. Giacca (Trieste, IT)	

**11:00–12:30 | Michelangelo - The Hub**

**ELECTROCARDIOGRAM AND CARDIAC IMAGING QUIZZES – CARDIOLOGY DETECTIVES**

   
Symposium

Chairperson(s): J. Kautzner (Prague, CZ); F. Pugliese (London, UK)

11:00	<b>ECG in the intensive care unit.</b>	5059
	– M. Pazdernik (Prague, CZ)	
11:23	<b>Patterns of electrical instability.</b>	5060
	– V. Kutlyifa (Rochester, US)	
11:45	<b>Mysteries in cardiac imaging.</b>	5061
	– R. Fontes Carvalho (Porto, PT)	
12:07	<b>Finding the guilty.</b>	5062
	– D. Muraru (Padua, IT)	

11:00–12:30 | Baku - Village 1

**STRESS AND STRAIN: THE KEY ROLES OF MECHANO-SIGNALLING IN THE HEART**

Symposium

Chairperson(s): H. Akazawa (Tokyo, JP); S. Heymans (Maastricht, NL)

- 11:00 **Mechano-stimulation and stem cell maturation.** 5063  
– W.-H. Zimmermann (Göttingen, DE)
- 11:22 **Mechanosensing and cardiac remodeling.** 5064  
– L.J. De Windt (Maastricht, NL)
- 11:45 **Mechanotransduction in endothelial cells.** 5065  
– K. Yamamoto (Tokyo, JP)
- 12:07 **Mechano-feedback and arrhythmias.** 5066  
– P. Kohl (Freiburg, DE)

11:00–12:30 | Nicosia - Village 1

**STEM CELL BIOLOGY**

Advances in Science

Chairperson(s): J.L. Balligand (Brussels, BE); I. Komuro (Tokyo, JP)

- 11:00 **State of the Art in stem cell biology.** 5067  
– K. Fukuda (Tokyo, JP)
- 11:18 **Subtype-specific action potential imaging for precise disease modeling and drug evaluation in human induced pluripotent stem cell-derived cardiomyocytes.** 5068  
– D. Sinnecker, Z. Chen, W. Xian, T. Dorn, A. Goedel, P. Lipp, A. Moretti, K.L. Laugwitz (Munich and Homburg, DE)
- 11:36 **Adipose derived stromal cells for treatment of patients with chronic ischemic heart disease (MyStromalCell Trial): a randomised placebo controlled study.** 5069  
– A.A. Qayyum, A.B. Mathiasen, N.D. Mygind, E. Joergensen, S. Helqvist, J.J. Elberg, K.F. Kofoed, N.G. Vejlstrop, M.H. Soerensen, A. Ekblond, J. Kastrup (Copenhagen, DK)
- 11:54 **Mesenchymal stem cells overexpressing IGF1 and BMP2 are more effective than wild type cells in repairing infarcted hearts.** 5070  
– M. Mura, M.C. Ciuffreda, F. Pisano, G. Malpasso, M. Gneccchi (Pavia, IT)
- 12:12 **Future direction for research in stem cell biology.** 5071  
– R. Passier (Leiden, NL)

11:00–12:30 | Helsinki - Village 2

**EXPANDING THE ROLE OF MITRAL INTERVENTION IN CLINICAL PRACTICE**

Symposium

Chairperson(s): J.J. Bax (Leiden, NL); H.C. Tan (Singapore, SG)

- 11:00 **Mitral regurgitation - What are the clinical unmet needs?** 5072  
– A. Vahanian (Paris, FR)
- 11:22 **The role of mitral clip in primary mitral regurgitation.** 5073  
– T. Feldman (Evanston, US)
- 11:45 **The role of mitral clip in heart failure patients.** 5074  
– M. Haude (Neuss, DE)
- 12:07 **Glimps into the future - Transcatheter mitral valve repair and replacement techniques.** 5075  
– F. Maisano (Zurich, CH)

11:00–12:30 | Sarajevo - Village 2

**PRIMARY PCI**

Advances in Science

Chairperson(s): L. Bolognese (Arezzo, IT); H. Eltchaninoff (Rouen, FR)

- 11:00 **State of the Art in primary PCI.** 5076  
– D. Chew (Adelaide, AU)
- 11:18 **Healing course of coronary edge dissections after primary percutaneous coronary intervention with stent implantation assessed by intravascular ultrasound with iMap and optical coherence tomography.** 5077  
– M. Hougaard, H.S. Hansen, P. Thayssen, A. Junker, L. Antonsen, L.O. Jensen (Odense, DK)
- 11:36 **Bivalirudin versus UFH with or without GP IIb/IIIa inhibitors in patients with ST-elevation myocardial infarction undergoing primary PCI.** 5078  
– D. Venetsanos, S. Sederholm Lawesson, S. James, D. Erlinge, S. Koul, E. Swahn, J. Alfredsson (Linköping, Uppsala and Lund, SE)
- 11:54 **Actuarial daily ischemic and bleeding risk after primary PCI for STEMI: insights from the HORIZONS-AMI trial.** 5079  
– G. Giustino, R. Mehran, D. Bernstein, A.J. Kirtane, P. Genereux, S.J. Brener, G.D. Dangas, J. Prats, E. Deliargyris, G.W. Stone (New York, Parsippany and Brooklyn, US)
- 12:12 **Future direction for research in primary PCI.** 5080  
– A. Kastrati (Munich, DE)

11:00–12:30 | Cairo - Village 3

AM | MISSING SECONDARY HYPERTENSION?

Symposium

Chairperson(s): A.F. Dominiczak (Glasgow, UK); S. Taddei (Pisa, IT)

11:00	<b>Renovascular hypertension.</b> – C. Vlachopoulos (Athens, GR)	5081
11:22	<b>Primary hyperaldosteronism.</b> – M. Azizi (Paris, FR)	5082
11:45	<b>Phaeochromocytoma.</b> – M. Freel (Glasgow, UK)	5083
12:07	<b>Sleep apnea.</b> – A. Konradi (St. Petersburg, RU)	5084

11:00–12:30 | Yerevan - Village 3

PHARMACOTHERAPY OF HEART FAILURE

Symposium

Chairperson(s): B.S. Lewis (Haifa, IL); Z. Kusljagic (Tuzla, BA)

11:00	<b>What is on the horizon for the pharmacological treatment.</b> – J.L. Tamargo (Madrid, ES)	5085
11:22	<b>New therapies for heart failure with preserved ejection fraction.</b> – S. Solomon (Boston, US)	5086
11:45	<b>The treatment of patients with advanced heart failure.</b> – F. Zannad (Vandoeuvre-lès-Nancy, FR)	5087
12:07	<b>New challenges in HF trials. The European Medicines Agency perspective (EMA).</b> – M.A. Alonso Garcia (London, UK)	5088

11:00–12:30 | Berlin - Village 4

PACEMAKER THERAPY: PRIMUM NON NOCERE

Advances in Science

Chairperson(s): M. Biffi (Bologna, IT); F. Braunschweig (Stockholm, SE)

11:00	<b>State of the Art in physiological pacing.</b> – M.O. Sweeney (Boston, US)	5089
11:18	<b>Leadless pacemaker implantation in single high volume center.</b> – P. Neuzil, L. Sediva, J. Petru, J. Simon, M. Chovanec, M. Janotka, P. Hala, J. Sorf, M. Tregler, M. Mudroch, J. Baroch, E. Kronusova, D. Rihova, V.Y. Reddy (Prague, CZ; New York, US)	5090
11:36	<b>Silent atrial fibrillation in pacemaker early post-implantation period: an unintentionally provoked situation?</b> – J. Benezet Mazuecos, J.A. Iglesias, M. Cortes, J.J. De La Vieja, A. Miracle, P. Sanchez-Borque, J.M. Rubio, J. Farre (Madrid, ES)	5091
11:54	<b>Right ventricular and tricuspid valve function in patients chronically implanted with leadless pacemakers.</b> – L. Tovmassian, E. Salaun, B. Simonnet, F. Franceschi, E. Gitenay, L. Koutbi-Franceschi, J. Hourdain, G. Habib, J.-C. Deharo (Marseille, FR)	5092
12:12	<b>Future direction for research in physiological pacing.</b> – M. Lunati (Milan, IT)	5093

11:00–12:30 | Minsk - Village 4

2016 ATRIAL FIBRILLATION GUIDELINES IN PORTUGAL

Guidelines in Daily Practice

My NCS@ESC

Chairperson(s): P.P. Adragao (Carnaxide, PT); M.T. Tavares Aguiar (Lisbon, PT)

11:00	<b>An atrial fibrillation patient who defies the latest guidelines - Clinical case.</b> – N. Cortez-Dias (Lisbon, PT)	5094
11:20	<b>An atrial fibrillation patient who defies the latest guidelines - What do the Guidelines say?</b> – D.M. Cavaco (Lisbon, PT)	5095
11:40	<b>An atrial fibrillation patient who defies the latest guidelines - Take home message.</b> – P.P. Adragao (Carnaxide, PT)	5096
11:45	<b>Persistent atrial fibrillation in a 60 years-old female with hypertension. Ablation as first choice? - Clinical case.</b> – R. Providencia (London, UK)	5097
12:05	<b>Persistent atrial fibrillation in a 60 years-old female with hypertension. Ablation as first choice? - What do the Guidelines say?</b> – M.M. Oliveira (Lisbon, PT)	5098
12:25	<b>Persistent atrial fibrillation in a 60 years-old female with hypertension. Ablation as first choice? - Take home message.</b> – M.T. Tavares Aguiar (Lisbon, PT)	5099



11:00–12:30 | Athens - Village 5



**USE OF INTERNATIONAL REGISTRIES ON ACUTE CORONARY SYNDROMES**  
**Joint with the Argentine Society of Cardiology**

Chairperson(s): To be announced; E. Omerovic (Gothenburg, SE)

11:00	<b>STEMI programmes in Argentina.</b>	5100
	– J. Belardi (Buenos Aires, AR)	
11:22	<b>A comparison of survival following AMI between the UK and Sweden.</b>	5101
	– C.P. Gale (Leeds, UK)	
11:45	<b>National STEMI registry.</b>	5102
	– C.M. Barrero (San Isidro, AR)	
12:07	<b>STEMI in Central and Eastern European Countries: the ISACS-TC registry.</b>	5103
	– R. Bugiardini (Bologna, IT)	

11:00–12:30 | Budapest - Village 6

**SPECT AND PET: PROGNOSIS ASSESSMENT AND EMERGING APPLICATIONS**

Advances in Science

Chairperson(s): A.N. Kitsiou (Athens, GR); H.J. Ukkonen (Turku, FI)

11:00	<b>State of the Art in the prognostic role of SPECT imaging.</b>	5104
	– A. Saraste (Turku, FI)	
11:18	<b>Prognostic value of myocardial perfusion SPECT for major adverse cardiac cerebrovascular and renal events in patients with chronic kidney disease: results from two years of multi-center study.</b>	5105
	– T. Toyama, S. Kasama, T. Nakahara, T. Yamagishi, T. Ueda, T. Sasaki, M. Kurabayashi (Maebashi, Iseaki, Fujijoka and Takasaki, JP)	
11:36	<b>A combination of ADMIRE-HF risk score and early repolarization pattern predict sudden cardiac death in patients with chronic heart failure.</b>	5106
	– I. Ikeda, T. Yamada, T. Morita, Y. Furukawa, S. Tamaki, Y. Iwasaki, M. Kawasaki, A. Kikuchi, T. Kondo, T. Ozaki, Y. Sato, M. Seo, E. Fukuhara, M. Fukunami (Osaka, JP)	
11:54	<b>Local inflammation of carotid atherosclerotic plaques evaluated by 18F-positron emission tomography is associated with increased temperature: validation with histopathological and immunohistochemistry.</b>	5107
	– G. Benetos, K. Toutouzas, I. Koutagiar, A. Georgakopoulos, N. Pianou, S. Trachanelis, N. Patelis, G. Agrogiannis, N. Bessias, K. Filis, C. Clonaris, G. Spyrou, E. Patsouris, C.D. Anagnostopoulos, D. Tousoulis (Athens, GR)	
12:12	<b>Future direction for research in atherosclerosis imaging.</b>	5108
	– D. Neglia (Pisa, IT)	

11:00–12:30 | Tbilisi - Village 6



**IMAGING FOR EARLY DIAGNOSIS OF RARE CARDIOMYOPATHIES**  
**Organised by European Association of Cardiovascular Imaging (EACVI)**

Symposium

Chairperson(s): G. Habib (Marseille, FR); B.A. Popescu (Bucharest, RO)

11:00	<b>Imaging of cardiac toxicity of cancer therapy.</b>	5109
	– P. Lancellotti (Liège, BE)	
11:22	<b>Imaging of Chagas disease.</b>	5110
	– M.C. Pereira Nunes (Belo Horizonte, BR)	
11:45	<b>Imaging of restrictive cardiomyopathies.</b>	5111
	– M. Dweck (Edinburgh, UK)	
12:07	<b>Imaging of ARVC.</b>	5112
	– K.H. Haugaa (Oslo, NO)	

11:00–12:30 | Paris - Village 7

**WHAT HAS CHANGED SINCE THE PREVIOUS GUIDELINES IN LIPIDOLOGY?**

Symposium

Chairperson(s): H.K. Chopra (New Delhi, IN); I.M. Graham (Dublin, IE)

11:00	<b>LDL vs non HDL cholesterol. Where do we stand?</b>	5113
	– L. Tokgozoglu (Ankara, TR)	
11:22	<b>New emerging therapies.</b>	5114
	– O. Wiklund (Gothenburg, SE)	
11:45	<b>Goals, percent reduction or both?</b>	5115
	– G. De Backer (Ghent, BE)	
12:07	<b>Familial hypercholesterolaemia, underdiagnosed and undertreated condition.</b>	5116
	– U. Laufs (Homburg, DE)	

11:00–12:30 | Reykjavik - Village 7

**CURRENT ISSUES IN LIPIDOLOGY FOR THE CLINICIAN**  
 Joint with the Brazilian Society of Cardiology (BSC)

Symposium

Chairperson(s): M. Malachias (Belo Horizonte, BR); F.J. Pinto (Lisbon, PT)

- |       |  |      |
|-------|--|------|
| 11:00 | <b>What is new in familial hypercholesterolemia? Lessons from the safeheart (Spanish Familial Hypercholesterolemia) study.</b><br>– P. Mata (Madrid, ES) | 5117 |
| 11:22 | <b>Triglyceride-rich remnants and atherosclerosis: why should we care?</b><br>– M.-R. Taskinen (Helsinki, FI)  | 5118 |
| 11:45 | <b>Do we need to worry about HDL?</b><br>– A.C. Sposito (Campinas, BR)   | 5119 |
| 12:07 | <b>Advances in the treatment of dyslipidaemias.</b><br>– R.D. Santos (São Paulo, BR)   | 5120 |

11:00–12:30 | Brussels - Village 8

**DEALING WITH COMORBIDITIES IN HEART FAILURE: THE WAY FORWARD TO INDIVIDUALISED MEDICINE**

Symposium

Chairperson(s): D. Brito (Queluz, PT); R. Mehra (Needham, US)

- |       |  |      |
|-------|--|------|
| 11:00 | <b>Depression and anxiety in heart failure: when and how to screen?</b><br>– C.E. Angermann (Würzburg, DE) | 5121 |
| 11:22 | <b>Renal dysfunction.</b><br>– A.A. Voors (Groningen, NL)  | 5122 |
| 11:45 | <b>Diabetes management in heart failure.</b><br>– S.D. Anker (Göttingen, DE)                               | 5123 |
| 12:07 | <b>Anemia or iron deficiency: what is the real problem?</b><br>– P. Ponikowski (Wrocław, PL)               | 5124 |

11:00–12:30 | Tallinn - Village 8

**BIOMARKERS IN HEART FAILURE AND VENTRICULAR DYSFUNCTION: UPDATE 2016**

Advances in Science

Chairperson(s): P. Seferovic (Belgrade, RS); J. Butler (Atlanta, US)

- |       |  |      |
|-------|--|------|
| 11:00 | <b>State of the Art in biomarkers in left ventricular dysfunction.</b><br>– A. Maisel (Solana Beach, US)   | 5125 |
| 11:18 | <b>Effect of sacubitril/valsartan on biomarkers reflecting extracellular matrix homeostasis and myocardial fibrosis: the PARADIGM-HF trial.</b><br>– E. O'Meara, M.R. Zile, M.F. Prescott, J. Gong, S.D. Solomon, K. Swedberg, M. Packer, J.V.J. McMurray, J. Rouleau (Montreal, CA; Charleston, East Hanover, Boston and Dallas, US; Gothenburg, SE; Glasgow, UK) | 5126 |
| 11:36 | <b>The circular RNA MICRA is a novel biomarker of left ventricular dysfunction after acute myocardial infarction.</b><br>– M. Vausort, L. Zhang, P. Leszek, A. Salgado-Somoza, D.R. Wagner, Y. Devaux (Strassen and Luxembourg, LU; Warsaw, PL)  | 5127 |
| 11:54 | <b>Increased levels of circulating miRNA-21 and miRNA-423 are associated with left ventricular function improvement after TAVR.</b><br>– F. Jansen, M. Dombrowski, T. Schmitz, A. Flender, G. Nickenig, J.M. Sinning, N. Werner (Bonn, DE)   | 5128 |
| 12:12 | <b>Future direction for research in biomarkers in ventricular dysfunction.</b><br>– R.A. De Boer (Groningen, NL)   | 5129 |

11:00–12:30 | Vienne - Village 9

**TOWARDS NEW THERAPEUTICS IN CARDIOMYOPATHIES?**

Symposium

Chairperson(s): P. Charron (Paris, FR); J. Mogensen (Odense, DK)

- |       |   |      |
|-------|---|------|
| 11:00 | <b>Modulation of intercalated disc in arrhythmogenic right ventricular cardiomyopathy.</b><br>– R. Leube (Aachen, DE) | 5130 |
| 11:22 | <b>Pharmacological approach of cell metabolism in hypertrophic cardiomyopathy.</b><br>– H. Watkins (Oxford, UK)       | 5131 |
| 11:45 | <b>Gene-editing in hypertrophic cardiomyopathy.</b><br>– E.M. McNally (Chicago, US)                                   | 5132 |
| 12:07 | <b>RNA inhibition in amyloidosis.</b><br>– G. Merlini (Pavia, IT)   | 5133 |

11:00–12:30 | Zagreb - Village 9

THE UNIVENTRICULAR HEART

Cardiac Anatomy and Pathology Live

Chairperson(s): G. d'Amati (Rome, IT); K. Dimopoulos (London, UK)

- 11:00 **Live video demonstration.** 5134  
 – A. Angelini (Padua, IT)
- 11:45 **Hands-on specimen demonstration.** 5135

11:00–12:30 | Agora 1 - Poster Area

CT AND NUCLEAR IMAGING: NEW CLINICAL FRONTIERS

Rapid Fire Abstract

Chairperson(s): P. Knaapen (Amsterdam, NL); E. Reyes (London, UK)

- 11:00 **Current guidelines overestimate pretest probability of obstructive coronary artery disease in patient undergoing coronary CT angiography.** 5136  
 – A. Silva Ferreira, H. Marques, A. Tralhao, M.B. Santos, A. Santos, G. Cardoso, H. Dores, M.S. Carvalho, S. Madeira, F.P. Machado, N. Cardim, P.A. Goncalves (Lisbon, PT)
- 11:09 **Coronary CTA specific definitions of high-risk plaque features optimized for the detection of ACS: results from the ROMICAT II trial.** 5137  
 – D. Bittner, T. Mayrhofer, S. Puchner, M. Lu, P. Maurovich-Horvat, K. Ghemigian, P. Kitslaar, A. Broersen, F. Bamberg, Q. Truong, C. Schlett, U. Hoffmann, M. Ferencik (Boston, New York and Portland, US; Vienna, AT; Budapest, HU; Leiden, NL; Tübingen and Heidelberg, DE)
- 11:18 **Coronary CT angiographic predictors of vasodilator induced myocardial ischemia: a comprehensive analysis.** 5138  
 – H. Bakhshi, Z. Meyghani, R.T. George, C. Rochitte, H. Niinuma, A. Betoko, A. Vavere, P. Kitslaar, J.H.C. Reiber, C. Cox, J.A. Lima, A. Arbab-Zadeh (Baltimore, US; São Paulo, BR; Tokyo, JP; Leiden, NL)
- 11:27 **Could the area at risk be assessed by 123I-MIBG SPECT: prospective study in 86 patients admitted for acute STEMI and comparison to MRI.** 5139  
 – F. Huet, C. Hedon, F. Bouallegue, H.C. Vernhet-Kovacsik, F. Leclercq, J.C. Macia, E. D'Estanque, B. Lattuca, D. Mariano-Goulart, F. Roubille (Montpellier, FR)
- 11:36 **Prognostic value of normal ultra-low-dose myocardial perfusion imaging with a cadmium-zinc-telluride camera: prospective study in 1400 patients with 39-months of follow-up.** 5140  
 – B. Songy, M. Bertaux, M. Guernou, D. Hivoux, D. Attias, D. Lussato, M. Queneau, G. Bonardel (Paris, FR)
- 11:45 **High diagnostic performance of 82Rubidium-PET for the detection of coronary artery disease as compared to 99mTechnetium-MIBI with CZT gamma cameras in women and overweight people.** 5141  
 – F. Hyafil, R. Chequer, E. Sorbets, C. Estellat, F. Rouzet, G. Ducrocq, J. Abtan, T. Alfaiate, M. Milliner, S. Leygnac, A. Hartemann, R. Roussel, G. Montalescot, P.Y. Marie, D. Le Guludec (Paris, Bobigny and Vandoeuvre-lès-Nancy, FR)
- 11:54 **Usefulness of positron emission tomography/computed tomography in the diagnosis of infective endocarditis in clinical practice: Are there differences between prostheses and native valves?** 5142  
 – C. Sanchez Enrique, A. Jimenez-Ballve, C. Olmos, C. Ferrera, D. Vivas, M.J. Perez-Castejon, A. Ortega Candil, M. Carnero, L. Maroto, I. Vilacosta (Madrid, ES)
- 12:03 **Prediction of sudden cardiac death in patients with chronic heart failure by the combination of the cardiac SPECT and planar Imaging with I-123 metaiodobenzylguanidine.** 5143  
 – Y. Sato, T. Yamada, T. Morita, Y. Furukawa, S. Tamaki, Y. Iwasaki, M. Kawasaki, A. Kikuchi, T. Kondo, T. Ozaki, M. Seo, I. Ikeda, E. Fukuhara, M. Fukunami (Osaka, JP)
- 12:12 **Cardiac denervation evidenced by MIBG occurs earlier than amyloid deposits detected by Diphosphonates scintigraphy in patients with aTTR-familial amyloidosis.** 5144  
 – M.S. Slama, R. Chequer, L. Eliahou, H. Regaieg, V. Algalarrondo, S. Dinanian, D. Adams, D. Le Guludec, F. Rouzet (Clamart, Paris and Le Kremlin-Bicêtre, FR)
- 12:21 **Diagnostic accuracy of coronary CT angiography performed by the novel whole organ volumetric high definition CT scanner in patients with atrial fibrillation.** 5145  
 – S. Mushtaq, E. Conte, M. Guglielmo, A. Baggiano, V. Volpato, C. Agalbato, V. Beltrama, E. Mancini, A. Formenti, A. Annoni, A.L. Bartorelli, C. Fiorentini, M. Pepi, G. Pontone, D. Andreini (Milan, IT)



11:00–12:30 | Agora 2 - Poster Area

WHAT'S HOT IN PCI

Rapid Fire Abstract

Chairperson(s): F.R. Eberli (Zurich, CH); T. Tomaru (Chiba, JP)

- 11:00 **Clinical outcomes of re-attempt percutaneous coronary intervention for chronic total occlusion: subanalysis from Japanese Retrograde Summit Registry.** 5146  
 – M. Tanabe, T. Muramatsu, Y. Kashima, A. Okamura, M. Mutoh, M. Yamane, A. Oida, S. Matsuno, S. Otsuji, R. Yoshikawa, T. Serikawa, M. Sekiguchi, Y. Kobori, R. Fukuhara, E. Tsuchikane (Kyoto, Yokohama, Sapporo, Osaka, Kumagaya, Sayama, Takasaki, Tokyo, Takarazuka, Sanda, Fukuoka, Fukaya, Toda, Amagasaki and Toyohashi, JP)
- 11:09 **Low-dose exposure to ionizing radiation deregulates the brain specific miRNA-134 in interventional cardiologists.** 5147  
 – A. Borghini, C. Vecoli, A. Mercuri, E. Piccaluga, E. Picano, M.G. Andreassi (Pisa and Milan, IT)
- 11:18 **Predictive value of five different risk scores for 30-day and 4-year mortality of patients with acute ST-elevation myocardial infarction undergoing primary PCI.** 5148  
 – Z. Mehmedbegovic, D. Milasinovic, D.J. Mladenovic, S. Zaharijev, P. Zlatanovic, M. Petrovic, J. Dobras, V. Pavlovic, A. Pavlovic, D. Ivanovic, D. Matovic, V. Vukcevic, M. Asanin, G. Stankovic (Belgrade, RS)
- 11:27 **Coronary artery bypass graft surgery versus percutaneous coronary intervention for isolated left main-stem disease: a real world contemporary analysis of 2,662 patients.** 5149  
 – M.B. Iqbal, S.G. Raja, F. De Robertis, R. Lane, T. Kabir, T. Bahrami, A. Simon, A. Popov, M. Amrani, M. Dalby, M. Mason, R. Grocott-Mason, R. Smith, C. Ilsley (London, UK)
- 11:36 **Routine aspiration thrombectomy is associated with increased stroke rates during primary percutaneous coronary intervention for myocardial infarction.** 5150  
 – D. Perera, J. Farley, K.S. Rathod, O. Guttmann, C. Omahony, R. Weerackody, A. Wragg, C. Knight, A. Mathur, D.A. Jones (London, UK)
- 11:45 **Effectiveness of ranolazine to prevent myocardial injury during elective percutaneous coronary intervention.** 5151  
 – S.M.M. Iqbal, S.A. Ahsan, K.A. Jahan (Dinajpur and Dhaka, BD)
- 11:54 **Still bigger is better in drug-eluting stent era? From the FU-registry.** 5152  
 – K. Shirai, A. Ike, H. Urata, K. Saku (Fukuoka, JP)
- 12:03 **6- versus 24-month dual antiplatelet therapy after implantation of drug-eluting stents in patients non-resistant to aspirin. Two-year results of the Italic/Italic Plus trial.** 5153  
 – M. Gilard, P. Barragan, A. Noryani, H. Noor, T. Hovasse, P. Castellant, M. Schneeberger, L. Maillard, E. Bressollette, N. Delarache, J. Wojcik, D. Blanchard, O. Ormezzano, B. Jouve, M.C. Morice (Brest, Ollioules, Massy, Colmar, Aix-en-Provence, Nantes, Pau, Tours and Grenoble, FR; Sharjah, AE; Bahrain, BH; Lublin, PL)
- 12:12 **prolonged versus shortened duration of dual antiplatelet therapy after percutaneous coronary intervention in patients with or without peripheral arterial disease.** 5154  
 – A. Franzone, R. Piccolo, G. Gargiulo, S. Ariotti, M. Marino, A. Santucci, A. Baldo, G. Magnani, A. Moschovitis, S. Windecker, M. Valgimigli (Bern, CH)
- 12:21 **Radiation dose absorbed by operators during transradial percutaneous coronary procedures comparing different protective drapes: the RADIATION study.** 5155  
 – A. Sciahbasi, S. Rigattieri, A. Sarandrea, M. Cera, C. Di Russo, S. Fedele, S. Romano, F.R. Pugliese, M. Penco (Rome and L'Aquila, IT)

08:30–12:30 | Best poster screen - Poster Area

**BEST POSTERS SESSION 6**

Best Posters

Discussant intervention 10:05–10:55

Best Posters are on display from 08:30 to 12:30 on the Best Poster plasma screen of the related topic. During the viewing time (10:05–10:55), a discussant will visit the presenters to animate discussions, the screen will be shared in 4 parts and each poster will take, in turns, full screen to allow time for Poster discussion.

**BEST POSTERS IN CARDIAC COMPUTED TOMOGRAPHY IMAGING.**

- Discussant: Best Posters in cardiac computed tomography imaging.** P5156  
– M. Al-Mallah (Riyadh, SA)
- The influence of uric acid levels on coronary plaque composition by computed tomography.** P5157  
– F. Plank, S. Schoegl, G. Friedrich, A. Klausner, H. Gruber, W. Dichtl, G.M. Feuchtnner (Innsbruck, AT)
- Non-invasive method to estimate jeopardized myocardial territory calculated from cardiac computed tomography: correlation with fractional flow reserve.** P5158  
– K. Kobayashi, K. Sato, H. Yamane, A. Hagikura, Y. Morimoto, M. Taniguchi, K. Goto, S. Hiramatsu, H. Takebayashi, S. Haruta (Fukuyama, JP)
- Different predictive values between coronary artery and aorta calcification in elderly individuals without obstructive coronary artery disease.** P5159  
– I.J. Cho, H.J. Chang, I. Cho, R. Heo, S.E. Lee, C.Y. Shim, G.R. Hong, N. Chung (Seoul, KR)
- Feasibility and accuracy of a novel CT technique (CT-FFR) to derive fractional flow reserve based on structural and fluid analysis.** P5160  
– B. Ko, J.D. Cameron, D.T. Wong, K. Munnar, K. Hirohata, Y. Fujisawa, T. Sakaguchi, J. Hislop, M. Crossett, A. Nasis, M. Leung, Y. Malaiapan, A. Kuganesan, I.T. Meredith, S.K. Seneviratne (Melbourne and North Ryde, AU; Kawasaki and Otawara, JP)

**BEST POSTERS IN HYPERTENSION SPECIAL CONDITIONS**

- Discussant: Best Posters in hypertension special conditions.** P5161  
– P. Mazon Ramos (Santiago de Compostela, ES)
- Sustained improvement in blood pressure and endothelial function after successful treatment of major depression.** P5162  
– E. Papadopoulou, N. Kokras, G. Georgiopoulos, A. Kouzoupis, F. Athanasouli, A. Kolyviras, J. Kanakakis, C. Dalla, C. Papamichael, K. Stamatelopoulos (Athens, GR)
- Some aspects of the pathogenesis of resistant hypertension.** P5163  
– M.V. Kruchinina, A.A. Gromov, V.M. Generalov, V.N. Kruchinin, S.V. Rykhlytsky, V.A. Volodin (Novosibirsk and Koltsovo, RU)
- The risk of cardiovascular events in the first decade after diagnosed of diabetes mellitus is correlated with high variability of visit-to-visit diastolic blood pressure.** P5164  
– C.H. Yeh, Y.C. Wang, T.P. Chen, P.F. Haung, S.Y. Yin, H.C. Yu (Keelung, TW)
- Prevalence and prognostic significance of cardiovascular diseases and risk factors in multiple myeloma patients undergoing autologous stem cell transplantation.** P5165  
– I. Saglam, D. Backs, C. Morbach, G. Ertl, S. Brenner, C. Angermann, S. Knop, S. Stoerk, G. Gueder (Würzburg and Lübeck, DE)

**BEST POSTERS IN PCI AND BEYOND**

- Discussant: Best Posters in PCI and beyond.** P5166  
– P. Presbitero (Rozzano, IT)
- P2Y12 platelet receptor inhibition and risk of ischemic stroke after coronary drug-eluting stents: the ADAPT-DES study.** P5167  
– G. Giustino, B. Redfors, A.J. Kirtane, P. Genereux, B. Witzienbichler, G. Weisz, F.J. Neumann, D.C. Metzger, T.D. Henry, P.A. Gurbel, B.R. Brodie, C. Litherland, G.D. Dangas, R. Mehran, G.W. Stone (New York, Kingsport, Los Angeles, Falls Church and Greensboro, US; Dachau and Bad Krozingen, DE; Jerusalem, IL)
- Incidence, timing, and predictors of occluder-associated thrombi in patients after transcatheter left atrial appendage occlusion.** P5168  
– R. Pracon, Z. Dzielinska, M. Konka, C. Kepka, E. Kaczmarek, S. Bujak, P. Rudzinski, A. Dabrowska, A. Pskit, B. Sieradzki, W. Ruzyllo, A. Witkowski, M. Demkow (Warsaw, PL)
- Patent foramen ovale is a risk factor for unprovoked decompression sickness in recreational scuba divers.** P5169  
– J. Honek, A. Tomek, M. Sramek, L. Sefc, J. Januska, J. Fiedler, M. Horvath, T. Honek, J. Veselka (Prague and Trinec, CZ)
- High prevalence of cataract and other subclinical eye abnormalities in cardiac catheterization lab workers.** P5170  
– M.G. Andreassi, S. Sacca, C. Carpeggiani, C. Vecoli, M. Maines, M. Del Greco, S. Berti, E. Piccaluga, R. Padovani, G. Guagliumi, E. Picano (Pisa, Genoa, Rovereto, Trento, Massa, Milan and Bergamo, IT)

**BEST POSTERS IN ATRIAL FIBRILLATION ABLATION**

<b>Discussant: Best Posters in atrial fibrillation ablation.</b> – S. Ernst (London, UK)	<b>P5171</b>
<b>Risk of ischemic stroke, hemorrhagic stroke, bleeding, and death in patients switching from warfarin to dabigatran after an ablation.</b> – J.L. Pallisgaard, G.H. Gislason, C. Torp-Pedersen, C. Sindet-Pedersen, C. Lee, L. Staerk, J.B. Olesen, M. Lock-Hansen, T.B. Lindhardt (Gentofte and Aalborg, DK)	<b>P5172</b>
<b>Incidence and predictors of LA thrombus prior to catheter ablation of atrial fibrillation: A multicenter study.</b> – D. Scherr, A. Klein, H. Calkins, E. Bertaglia, C. Grebmer, I. Deisenhofer, S. Miyazaki, Y. Iesaka, M. Manninger, J. Ebner, J.E. Marine (Baltimore and Cleveland, US; Mirano, IT; Munich, DE; Tsuchiura, JP; Graz, AT)	<b>P5173</b>
<b>Long-term follow-up of atrial fibrillation ablation in a large cohort:earlier timing of ablation improves outcome.</b> – Y. De Greef, I. Buysschaert, D. Stockman, B. Schwagten (Antwerp and Alost, BE)	<b>P5174</b>
<b>The degree of right atrial remodeling can predict procedural outcome of catheter ablation for long-standing persistent atrial fibrillation.</b> – H.E. Lim, J.S. Kim, J.H. Kang, S.Y. Shin, J.I. Choi, Y.H. Kim (Seoul and Ansan-si, KR)	<b>P5175</b>

**BEST POSTERS IN INTEGRATIVE PHYSIOLOGY IN CARDIOVASCULAR FUNCTION**

<b>Discussant: Best Posters in integrative physiology in cardiovascular function.</b> – P. Guicheney (Paris, FR)	<b>P5176</b>
<b>Cardiac pacemaker channel HCN4 is a limiter for parasympathetic bradycardia and stabilize spontaneous firing of SAN.</b> – Y. Kozasa, M. Takeya, N. Nakashima, K. Ushijima, M. Takano (Kurume, JP)	<b>P5177</b>
<b>Reduced systolic and diastolic function due to partial impairment of proteasome regulation during hypertrophic remodeling.</b> – F. Trogisch, F. Koser, M. Hecker, O. Drews (Heidelberg, DE)	<b>P5178</b>
<b>A novel RBM20 mutation can cause left ventricular noncompaction cardiomyopathy.</b> – F. Sedaghat-Hamedani, K. Frese, E. Kayvanpour, A. Lai, J. Haas, A. Amr, M. Liss, C.H. Dieterich, M. Gotthardt, H.A. Katus, B. Meder (Heidelberg and Berlin, DE)	<b>P5179</b>
<b>Whole exome sequencing of a Finnish HLHS cohort reveals new variants in known LVOTO related genes and identifies new candidate genes.</b> – E. Helle, T. Ojala, E. Ashley, J.R. Priest (Palo Alto, US; Helsinki, FI)	<b>P5180</b>

**BEST POSTERS IN HEART FAILURE BASIC MECHANISMS**

<b>Discussant: Best Posters in heart failure basic mechanisms.</b> – K.-J. Choi (Seoul, KR)	<b>P5181</b>
<b>Myofibroblast transdifferentiation following acute myocardial infarction-the role of Foxo3a in cardiac remodeling.</b> – M. Grueger, A. Jenke, R. Schur, L. Holzhauser, U. Landmesser, C. Skurk (Berlin, DE; New York, US)	<b>P5182</b>
<b>Impaired high-density lipoprotein anti-oxidative function is associated with outcome in patients with congestive heart failure.</b> – L. Schrutka, K. Distelmaier, P. Hohensinner, I.M. Lang, J. Wojta, G. Maurer, M. Huelsmann, A. Niessner, L. Koller (Vienna, AT)	<b>P5183</b>
<b>NADPH oxidase-4 regulates a novel adaptive switch from cardiac glucose to fatty acid oxidation.</b> – A.A. Nabeebaccus, A. Zoccarato, A. Hafstad, T. Eykyn, X. Yin, M. Zhang, A. Brewer, E. Aasum, M. Mayr, A.M. Shah (London, UK; Tromsø, NO)	<b>P5184</b>
<b>Upregulation of AMP deaminase activity in diabetic hearts by decreased interaction with phosphoglucomutase-1 and depletion of fructose 1,6-diphosphate: a novel mechanism for diabetic cardiomyopathy.</b> – Y. Tatekoshi, M. Tanno, H. Kouzu, T. Miki, A. Kuno, S. Ishikawa, T. Yano, W. Ohwada, K. Ohno, M. Mizuno, K. Nishizawa, K. Nakata, T. Miura (Sapporo, JP)	<b>P5185</b>

**BEST POSTERS IN SOCIETAL AND ENVIRONMENTAL IMPACTS ON CARDIOVASCULAR DISEASE**

<b>Discussant: Best Posters in societal and environmental impacts on cardiovascular disease.</b> – D.E. Newby (Edinburgh, UK)	<b>P5186</b>
<b>Association of acute coronary syndrome with biomass fuel use for cooking among women in Pakistan, matched case control study.</b> – A.S. Sahito (Karachi, PK)	<b>P5187</b>
<b>The effect of aircraft noise exposure on blood pressure and asymptomatic organ damage.</b> – M. Rojek, M. Rajzer, T. Pizon, D. Czamecka (Krakow, PL)	<b>P5188</b>
<b>Evaluation of thiol/disulphide homeostasis and diastolic functions in case of arsenic exposure.</b> – U.N. Karakulak, O.H. Yilmaz, E. Tutkun, C. Bal, M. Ergin, S. Erdogan, O. Erel (Ankara, TR)	<b>P5189</b>
<b>Impact of the devastating 2011 Japan tsunami on incidence of acute myocardial infarction and sudden cardiac death: a population based study.</b> – Y. Kojima, K. Tanaka, F. Tanaka, R. Komi, T. Sakai, O. Nishiyama, I. Gotoh, M. Kawakami, Y. Koeda, T. Ishisone, K. Sakata, M. Nakamura (Morioka, Ninohe, Kuji, Kamaishi, Ofunato and Miyako, JP)	<b>P5190</b>

**BEST POSTERS IN PERICARDIAL AND MYOCARDIAL DISEASE**

<b>Discussant: Best Posters in pericardial and myocardial disease.</b>	<b>P5191</b>
– G. Lazaros (Athens, GR)	
<b>Clinical course of patients suspected with stress cardiomyopathy in real clinical practice: insight from multicenter registry (REAL-SCMP study).</b>	<b>P5192</b>
– S.E. Lee, G.R. Hong, I.C. Kim, S.J. Rim, H.J. Hwang, H.S. Kim, J.W. Son, S.K. Ryu (Seoul and Daegu, KR)	
<b>The predictive role of computed tomography attenuation values in the characterization of pericardial effusion.</b>	<b>P5193</b>
– M.S. Cetin, E.H. Ozcan Cetin, M. Ozdemir, D. Aras, S. Topaloglu, A. Temizhan, S. Aydogdu (Ankara, TR)	
<b>Prevalence and prognostic significance of pulmonary hypertension in hypertrophic cardiomyopathy.</b>	<b>P5194</b>
– G. Tini, B. Musumeci, V. Mastromarino, M. Casenghi, P. Francia, A. Maruotti, M. Volpe, C. Autore (Rome, IT)	
<b>Longitudinal strain analysis is superior in predicting clinical resolution in recurrent pericarditis.</b>	<b>P5195</b>
– K. Sato, A. Kumar, E. Yzeiraj, J. Betancor, L. Lin, Z. Popovic, A. Klein (Cleveland, US)	

**BEST POSTERS IN MANAGEMENT OF SHOCK, NOVEL SIGHTS**

<b>Discussant: Best Posters in management of shock, novel sights.</b>	<b>P5196</b>
– A. Sionis (Barcelona, ES)	
<b>The pharmacokinetic and pharmacodynamic effects of Ticagrelor administrated through a nasogastric tube to COMatose patients. The TICOMA trial.</b>	<b>P5197</b>
– H. Ratcovich, G. Sadjadieh, H.B. Andersson, M. Frydland, S.C. Wiberg, J. Kjaergaard, L. Holmvang (Copenhagen, DK)	
<b>Adrenaline use is related to prominent deterioration in cardiac and renal biomarker levels in cardiogenic shock.</b>	<b>P5198</b>
– T. Tarvasmaki, J. Lassus, A. Sionis, L. Kober, J. Spinar, M. Banaszewski, J. Parissis, S. Di Somma, A. Mebazaa, V.P. Harjola (Helsinki, FI; Barcelona, ES; Copenhagen, DK; Brno, CZ; Warsaw, PL; Athens, GR; Rome, IT; Paris, FR)	
<b>Mild hypothermia in cardiogenic shock complicating myocardial infarction - the randomized SHOCK-COOL pilot trial.</b>	<b>P5199</b>
– G. Fuernau, J. Beck, S. Desch, I. Eitel, S. Erbs, N. Mangner, K. Fengler, M. Sandri, G. Schuler, H. Thiele (Lübeck and Leipzig, DE)	
<b>Late awakening of comatose survivors of out-of-hospital cardiac arrest after intensive care unit discharge.</b>	<b>P5200</b>
– S. Tadel-Kocjancic, A. Jazbec, M. Noc (Ljubljana, SI)	

Posters are on display from 08:30 to 12:30. Presenters will be by their poster during the coffee break between 10:00 and 11:00 for posters viewing time.

**CARDIAC COMPUTED TOMOGRAPHY / POSITRON EMISSION TOMOGRAPHY / REMOTE MONITORING**

- Analysis of routine follow-up transthoracic echocardiography in stable patients with heart failure: impact of appropriateness criteria on survival time.** P5201  
 – R. Fonseca, J. Galligan, S. Neilson, P. Otahal, Q. Huynh, M. Saito, K. Negishi, T.H. Marwick (Hobart and Melbourne, AU)
- Influence of the left ventricular measurements for right ventricle analysis.** P5202  
 – J.X.M. Ho, J.J. Totman, M.Y.Y. Chan, A.M. Richards, S. Marchesseau (Singapore, SG)
- A telemonitoring program for primary and secondary prevention of cardiovascular disease.** P5203  
 – E. Rocco, C. Villa, L. Lupi, M. Triggiani, G. Milesi, N. Berlinghieri, A. Manerba, I. Papa, N. Dasseni, F. Glisenti, S. Nodari (Brescia, IT)
- Preliminary usability assessment for a novel robotic interface for remote Doppler-echocardiography.** P5204  
 – A. Filippeschi, F. Brizzi, J.M. Jacinto, E. Ruffaldi, C.A. Avizzano, C. Taddei, E.M. Pasanisi, C. Petersen, M. Emadin, D. Szczesniak-Stanczyk, M. Janowski, R. Blaszczyk, M. Giuliani, G. Stollnberger, M. Tscheligi (Pisa, IT; Lublin, PL; Salzburg, AT)
- Higher risk patients derive the most benefit from device-based remote monitoring.** P5205  
 – G. Portugal, M. Oliveira, P. Silva Cunha, A. Lousinha, B. Valente, A.V. Monteiro, R. Pimenta, A.S. Delgado, L. Morais, S. Aguiar Rosa, P. Modas Daniel, R. Cruz Ferreira (Lisbon, PT)
- Transforming the experience for patients living with congestive heart failure: the United4Health project.** P5206  
 – N. Murga, P. Stafylas, K. Kidholm, C. Slemenik-Pusnik, I. Findlay, M. Taborsky, G. Crooks (Bilbao, ES; Brussels, BE; Odense, DK; Slovenj Gradec, SI; Glasgow, UK; Olomouc, CZ)
- ReMeDi- the novel robotic system for remote echocardiography -the role of cardiologists in the design process and the first experience with the remote echocardiography.** P5207  
 – D. Szczesniak-Stanczyk, B. Stanczyk, R. Blaszczyk, W. Brzozowski, M. Szyszko, M. Janowski, R. Zarczuk, A. Wysokinski, M. Giuliani, G. Stollnberger, M. Tscheligi (Lublin, PL; Salzburg, AT)
- Implementation of a fully remote monitoring model for pacemakers: 3 years assessment of the in-hospital visits.** P5208  
 – G. Zanotto, E. Visentin, D. Sandrini, M. Bassi, E. Cassinadri, E. Rocchetto, D. Giacomelli, G. Morando (Legnago and Milan, IT)
- Telemonitoring based feedback improves adherence for non-vitamin K antagonist oral anticoagulants in patients with atrial fibrillation.** P5209  
 – L. Desteghe, J. Vijgen, D. Dilling-Boer, P. Koopman, J. Schurmans, P. Dendale, H. Heidbuchel (Hasselt, BE)
- Impact of trans-telephonic ECG monitoring on diagnosis and treatment of symptomatic paroxysmal cardiac arrhythmias.** P5210  
 – M. Patten, J.A. Anczykowski (Hamburg, DE)
- The optimal annual coronary artery calcium score progression value for prediction of future major adverse cardiovascular events in asymptomatic population.** P5211  
 – H.B. Park, H.J. Kim, Y.S. Seo, T.Y. Choi, E.S. Hwang, D.K. Cho (Goyang, KR)
- Prevalence and severity of arterial calcifications in pseudoxanthoma elasticum (PXE) compared to hospital controls. Novel insights in the vascular phenotype of PXE.** P5212  
 – G. Kranenburg, P.A. De Jong, W.P. Mali, F.L.J. Visseren, W. Spiering (Utrecht, NL)
- The effectiveness of protocol-driven heart rate control with metoprolol and/or ivabradine in achieving optimal heart rate for outpatient CT coronary angiography.** P5213  
 – J. Morton, M. Brown (Adelaide, AU)
- Novel cardiac CT method accurately measures shunt flow in patients with atrial or ventricular septal defects.** P5214  
 – A.Y. Higgins, S.M. Shanbhag, W.P. Bandettini, T. Rogers, K. Ratnayaka, A.E. Arai, R.J. Lederman, M.Y. Chen (Bethesda, US)
- Stent restenosis evaluation by 320-slice computed tomography and the role of objective radiodensity derived markers.** P5215  
 – I. Kylintireas, A. Marin, M.C. Williams, P. Henricksen, E.J. Van Beek, D.E. Newby, S. Mirsadraee (Manchester and Edinburgh, UK)
- Comparison between core-lab and site-read assessment of coronary CT angiography for detection of ischemia-causing lesions: a substudy of the NXT trial.** P5216  
 – M. Marwan, S. Gaur, J. Lejpsic, S. Seneviratne, H. Ito, L. Mauri, B. De Bruyne, H. Bezerra, C. Naber, S.J. Park, S. Achenbach (Erlangen and Essen, DE; Aarhus, DK; Vancouver and Victoria, CA; Okayama, JP; Boston and Cleveland, US; Aalst, BE; Seoul, KR)
- Impacts of definitions of orifice plane on the resultant quantitative measurements of left atrial appendage by 3d-computed tomography analysis.** P5217  
 – M. Hozawa, Y. Morino, K. Yoshioka, Y. Matsumoto, R. Tanaka, K. Nagata, A. Kumagai, A. Tashiro, A. Doi (Morioka, JP)
- Routine low radiation dose coronary computed tomography angiography and sub-millisievert coronary calcium score, a multicenter study.** P5218  
 – M. Al-Mallah, A. Ahmed, A. Alsaikek, R. Abazid, O. Smete, A. Suleiman, A. Aljizeeri, S. Almohdar (Riyadh and Qassim, SA; Abu Dhabi, AE)

- Left ventricular mass to coronary blood volume ratio in discrimination of hypertrophic phenotypes: hypertrophic cardiomyopathy and hypertensive heart disease.** P5219  
 – A. Hamdan, E.S. Schwammenthal, D.M. Monakier, A.G. Gutstein, G.S. Shafir, A.S. Assali, R.K. Kornowski (Petah Tikva and Tel Hashomer, IL)
- Should we evaluate insulin resistance as coronary risk on daily clinical practice?** P5220  
 – T. Kuragaichi, T. Miyamoto, R. Fukuhara, K. Yoshitani, R. Taniguchi, M. Touma, Y. Takatsu, H. Fujiwara, Y. Sato (Amagasaki, JP)
- Leaflet thrombosis following transcatheter aortic valve implantation: insights from a single center experience.** P5221  
 – M. Marwan, S. Achenbach, M. Goeller, S. Loders, A. Schuhbaeck, M. Hell, M. Arnold (Erlangen, DE)
- Coronary CT angiography detects twice as much atherosclerotic burden compared to invasive angiography.** P5222  
 – M. Kolossvary, B. Szilveszter, I.F. Edes, S. Nardai, Z. Bagyura, V. Voros, S. Voros, B. Merkely, P. Maurovich-Horvat (Budapest, HU; Atlanta, US)
- Automatic prediction of optimal implantation angles and dimensions by CT prior to transcatheter aortic valve implantation.** P5223  
 – J. Lessick, A. Kerner, S. Abadi, R. Dotan, M. Javitt (Haifa, IL)
- Optimal thallium-201 dose in cadmium zinc telluride cardiac camera for myocardial perfusion imaging.** P5224  
 – M. Ishihara, Y. Taniguchi, M. Onoguchi, K. Nakao, Y. Morita, T. Yamaguchi, M. Mizutani, T. Shibutani (Himeji and Kanazawa, JP)
- Ten year progression of coronary artery, carotid artery and aortic calcification in patients with rheumatoid arthritis.** P5225  
 – K.H. Yiu, J.H. Liu, M.Y. Ng, T. Cheung, H.Y. Chung, Y. Chen, Z. Zhen, Y. Zou, K.F. Mak, P.L. Khong, C.S. Lau, H.F. Tse (Hong Kong, HK)
- Incremental long-term predictive value of quantified plaque volume for MACE beyond clinical and CT risk scores.** P5226  
 – S.D.C. Deseive, M. Kupke, R. Straub, M. Hadamitzky, P. Kitslaar, A. Broersen, S. Massberg, J. Hausleiter (Munich, DE; Leiden, NL)
- Association of traditional cardiovascular risk factors with quantified coronary plaque volume: A gender-specific analysis.** P5227  
 – S.D.C. Deseive, M. Kupke, R. Straub, A. Broersen, P. Kitslaar, M. Hadamitzky, K. Rizas, S. Massberg, J. Hausleiter (Munich, DE; Leiden, NL)
- Association between peripheral and coronary atherosclerosis in asymptomatics: evaluation by coronary CT angiography.** P5228  
 – B.H. Hwang, B. Byeon, W.J. Lee, J. Jang, J.J. Kim, K.Y. Lee, T.H. Kim, S.H. Ihm, C.J. Kim, S.W. Jang, K.B. Seung, K. Chang (Seoul, KR)
- Coronary CT angiography performed by the novel whole organ volumetric high definition CT scanner in patients with atrial fibrillation.** P5229  
 – S. Mushtaq, E. Conte, V. Volpato, C. Agalbato, M. Guglielmo, A. Baggiano, A. Formenti, A. Annoni, M. Pepi, A.L. Bartorelli, C. Fiorentini, G. Pontone, D. Andreini (Milan, IT)
- Signal density gradient of left atrial appendage on computed tomography correlates with left atrial appendage flow velocity on transesophageal echocardiography.** P5230  
 – M. Nogi, A. Mizukami, S. Kuroda, R. Iwatsuka, M. Suzuki, A. Matsumura, Y. Hashimoto (Kamogawa, JP)
- Role of statin therapy in patients without evidence of coronary artery disease by cardiac computed tomography.** P5231  
 – L. Seibolt, M. Lazkani, M. Sultan, R. Gerkin, U. Fatima, A. Loli (Phoenix and Arizona, US)
- Incremental long-term prognostic value of coronary computed tomographic angiography in asymptomatic patients with type 2 diabetes mellitus.** P5232  
 – H.J. Kang, G.M. Park, D.W. Kim, T.S. Kim, C.J. Kim, J.S. Cho, M.W. Park, S.H. Her, J.B. Kwon (Daejeon, KR)
- Usefulness of effective atomic number over computed tomography number in differentiation of non-calcified plaque compositions in coronary dual-energy computed tomography.** P5233  
 – S. Nakajima, H. Machida, K. Matsui, T. Mitsushashi, Y. Kubo, H. Omori, T. Nakaoka, E. Ueno, H. Sakura (Tokyo, JP)
- Diagnostic value of transluminal attenuation gradient in coronary computed tomographic imaging for the evaluation of functionally coronary stenosis.** P5234  
 – Y. Tanigaïto, A. Sakai, H. Arashi, K. Fukushima, S. Sakai, N. Hagiwara (Tokyo, JP)
- The impact of eicosapentaenoic acid on prevention of plaque progression detected by coronary computed tomography angiography.** P5235  
 – Y. Nagahara, S. Motoyama, M. Sarai, H. Ito, H. Kawai, K. Miyajima, H. Naruse, J. Ishii, Y. Ozaki (Toyoake, JP)
- Role of cardiac computed tomography in device surveillance after percutaneous left atrial appendage closure.** P5236  
 – M.E. Passos Da Silva, N. Dias Ferreira, P. Fonseca, E. Vilela, C. Guerreiro, T. Dias, J. Almeida, D. Bala, M. Carvalho, M. Ponte, L. Santos, V. Gama Ribeiro (Vila Nova de Gaia, PT)
- Coronary atherosclerotic plaque burden is associated with reduced pericoronary adipose tissue volume: data from application of a novel 3D Computerised Tomography imaging method.** P5237  
 – A. Antonopoulos, E.K. Economou, L. Herdman, S. Thomas, N. Sabharwal, C. Shirodaria, A. Kelion, R. Sayeed, M. Petrou, G. Krasopoulos, S. Neubauer, K.M. Channon, D. Tousoulis, C. Antoniades (Oxford, UK; Athens, GR)
- Long-term prognostic value of transluminal attenuation gradient in CCTA.** P5238  
 – D.C. Benz, F. Mikulicic, C. Graeni, D. Moret, R.R. Buechel, P.A. Kaufmann, A.P. Pazhenkottli (Zurich, CH)

**Comparison of imaging methods for the visualization of the coronary venous system.** P5239  
 – A. Mlynarska, R. Mlynarski, K.S. Golba, M. Sosnowski (Katowice, PL)

**AUTONOMIC FUNCTION IN HYPERTENSION**

**Cellular mechanisms underlying sympathoexcitation induced by increases in intracranial pressure.** P5240  
 – N. Marina, I. Humoud, B. Williams, S. Kasparov, A. Gourine (London and Bristol, UK)

**Peak levels of CK-MB mass after myocardial infarction are correlated with higher sympathetic activation but not with inflammation.** P5241  
 – H.G. Moreira, R.L. Lage, D.G. Martinez, L.F. Santos, M.U.P.B. Rondon, C.E. Negrao, J.C. Nicolau (São Paulo, BR)

**Peripheral chemoreceptors' contribution to asphyxia-induced hypertension.** P5242  
 – S. Tubek, J. Krecicki, P. Niewinski, B. Paleczny, W. Banasiak, P. Ponikowski (Wroclaw, PL)

**Epicardial fat thickness and neutrophil to lymphocyte ratio are increased in the non-dipper pattern.** P5243  
 – K.I. Cho, E.A. Cho, B.H. Kim, J.H. Heo (Busan and Pusan, KR)

**Arterial stiffness and baroreflex disfunction as predictors of prognosis in resistant hypertension.** P5244  
 – A. Konradi, I.V. Emalyanov, N.V. Avdonina, E.A. Sakalskaya, N.E. Zvartau, E.V. Shlyakhto (St. Petersburg, RU)

**Regional differences of activity-dependent changes in brain oxygenation in subjects with arterial hypertension.** P5245  
 – P.S. Hosford, I.N. Christie, J. Wells, T. Turlejski, J. Millar, A.G. Ramage, B. Williams, N. Marina (London, UK)

**Characterisation of an age-related cardiovascular autonomic dysfunction in a mouse model of Parkinsons disease.** P5246  
 – R.T.R. Huckstepp, P.S. Hosford, M. Li, N. Ninkina, V.L. Buchman, A.V. Gourine, N. Marina (London and Cardiff, UK)

**Medetomidine but not guanfacine enhances cardiac parasympathetic acetylcholine release during aortic depressor nerve stimulation.** P5247  
 – S. Shimizu, T. Kawada, T. Akiyama, M. Fukumitsu, A. Kamiya, T. Shishido, M. Sugimachi (Osaka, JP)

**Vagal stimulation promotes cardiovascular regeneration by activation of endogenous cardiac stem cells in acute myocardial infarction rats.** P5248  
 – M. Li, C. Zheng, T. Kawada, M. Inagaki, K. Uemura, T. Shishido, M. Sugimachi (Osaka, JP)

**Quantitative renal angiography predicts blood pressure response to renal sympathetic denervation.** P5249  
 – T. Weber, J.M.R. Ligthart, K.T. Witberg, B. Eber (Wels, AT; Rotterdam, NL)

**One-year outcomes of a randomized study in renal denervation: results for Oslo-RDN study.** P5250  
 – F. Fadl El Mula, A.C. Larstorp, P. Hoffmann, M. Rostrup, A. Hoieggren, S.E. Kjeldsen (Oslo, NO)

**Validation of home based blood pressure monitoring devices by Bland-Altman limits of agreement with confidence intervals estimation using method of variance estimates recovery and Bootstrap-t method.** P5251  
 – S.L. Kong, G.C.S. Lui, K.K.Y. Wu, A.K.T. Fok, C.W.S. Chan, S.W.L. Lee (Hong Kong, HK)

**STRATEGIES OF TREATMENT OF DEMANDING CORONARY LESIONS**

**Angiographically confirmed internal mammary artery coronary graft failure: clinical features, management and long-term follow up.** P5252  
 – I. Nunez-Gil, E. Alfonso, P. Salinas, L. Nombela-Franco, P. Jimenez, J. Escaned, N. Gonzalo, D. Vivas, G. Feltes, C. Macaya, A. Fernandez-Ortiz (Madrid, ES)

**Early and 1-year clinical outcomes of patients with heavily calcified coronary artery lesions presenting with acute coronary syndromes treated with rotational atherectomy.** P5253  
 – M. Kosowski, W. Zimoch, P. Kubler, B. Tomasiewicz, A. Telichowski, K. Reczuch (Wroclaw, PL)

**Clinical outcome following rotational atherectomy in patients with acute coronary syndrome and stable angina.** P5254  
 – A. George, G. Dalzell, C. Hanratty, N. Herity, P. Johnston, C. Murphy, C. Owens, G. Richardson, J. Riddell, M. Spence, S. Walsh, G. Manoharan (Belfast, UK)

**Comparison of frequency of major adverse cardiac events following final kissing balloon dilatation versus no final kissing balloon dilatation during crossover stenting at the left main bifurcation dis.** P5255  
 – J.H. Choi, K.S. Cha, J.S. Park, B.W. Kim, H.W. Lee, J.H. Oh, J.H. Choi, H.C. Lee, T.J. Hong (Busan, KR)

**A comparison of one-year outcomes between crossover stenting and ostial stenting for isolated ostial stenosis of left anterior descending artery.** P5256  
 – S. Kono, T. Sawada (Himeji, JP)

**Single string technique for stenting of complex coronary bifurcation stenoses.** P5257  
 – G. G Toth, S. Pyxaras, P. Xaplanteris, M. Pellicano, G. Di Gioia, B. De Bruyne, E. Barbato, W. Wijns (Graz, AT; Aalst, BE; Naples, IT)

**The clinical impact of proximal optimization technique and jailed struts after culotte stenting for left main coronary bifurcation lesions.** P5258  
 – M. Fujii, M. Ohya, S. Habara, T. Tada, H. Tanaka, Y. Fuku, T. Goto, H. Shimizu, K. Kadota (Kurashiki, JP)

**Hybrid culotte strategy for the treatment of bifurcation coronary lesions with diffuse disease in the side branch.** P5259  
 – J. Suarez De Lezo, P. Martin, M. Pan, S. Ojeda, J. Chavarria, J. Segura, D. Valeron, F. Mazuelos, M. Romero, J. Novoa, A. Cardenas, A. Medina, J. Suarez De Lezo (Córdoba and Las Palmas de Gran Canaria, ES)

**Coronary artery perforation during percutaneous intervention: incidence and outcome.** P5260  
 – O.P. Guttman, D. Jones, T. Crake, M. Ozkor, A. Wragg, A. Mathur, C. O'Mahony (London, UK)

- Clinical outcomes of true bifurcation lesions treated with bioresorbable scaffolds.** P5261  
 – A. Tanaka, A. Latib, R. Jobbour, H. Kawamoto, A. Mangieri, M. Pagnesi, C. Montalto, D. Regazzoli, M. Ancona, A. Chieffo, M. Carlino, M. Monfrano, A. Colombo (Milan, IT)
- Regular drug eluting stents versus dedicated bifurcation drug eluting BIOSS stents in coronary bifurcation treatment: long-term results of randomized POLBOS I and POLBOS II clinical trials.** P5262  
 – R.J. Gil, J. Bil, D. Vassilev, A. Kern, L.A. Inigo-Garcia, R.J. Formuszewicz, S. Dobrzycki (Warsaw, Olsztyn, Bydgoszcz and Bialystok, PL; Sofia, BG; Marbella, ES)
- Angiographic and clinical outcomes of patients treated with drug-coated balloon for in-stent restenosis after coronary bifurcation stenting.** P5263  
 – Y. Harada, R. Colleran, S. Piniack, D. Giacoppo, J. Michel, S. Kufner, S. Cassese, J. Wiebe, T. Rheude, S. Schneider, M. Joner, T. Ibrahim, K.L. Laugwitz, A. Kastrati, R.A. Byrne (Munich, DE)
- Impact of longer procedure time on long-term clinical outcomes in patients with chronic total occlusion from multicenter registry.** P5264  
 – K. Sato, T. Naganuma, S. Mitomo, K. Tsujita, T. Kobayashi, J. Obata, S. Nakamura (Fukuyama, Chiba, Kumamoto and Yamanashi, JP)
- Predicting mortality in acute myocardial infarction of unprotected left main coronary artery disease.** P5265  
 – S.H. Park, S.H. Park, J.Y. Park, J.H. Ahn, Y.H. Kim, A.Y. Her, B.G. Choi, Y.J. Park, M.S. Shim, H.U. Li, C.U. Choi, C.G. Park, H.S. Seo, D.J. Oh, S.W. Rha (Seoul, Cheonan, Gumi and Chuncheon, KR)
- Outcomes of primary percutaneous coronary intervention (PCI) for acute MI with unprotected left main coronary occlusion; KAMIR-NIH study.** P5266  
 – S.W. Choi, J.O. Jeong, K.T. Ahn, J.K. Oh, M.J. Kim, U.L. Choi, S.W. Seong, S.A. Jin, J.H. Kim, J.H. Lee, I.W. Seong (Daejeon, KR)
- Emergency percutaneous coronary interventions after acute coronary artery bypass graft failure. A single center experience.** P5267  
 – R. Scarsini, G. Pesarini, E.G. Milano, C. Zivelonghi, C. Vassanelli, F. Ribichini (Verona, IT)
- Percutaneous coronary intervention facilitated by extracorporeal membrane oxygenation support in high-risk patients.** P5268  
 – R. Kornelyuk, D. Shukevich, G. Plotnikov, V. Ganyukov, E. Grigoriev (Kemerovo, RU)
- STRATEGIES TO IMPROVE PERI AND LONG-TERM. PERCUTANEOUS CORONARY INTERVENTION – OUTCOMES**
- Implementation of algorithm preventing in clinical practice reduced risk of contrast-induced acute kidney injury in patient with primary percutaneous coronary interventions.** P5269  
 – A. Gaskina, S. Villevalde, Z. Kobalava (Moscow, RU)
- Is percutaneous coronary intervention associated with lower risk of acute kidney injury compared to coronary artery bypass grafting?** P5270  
 – C. Maniotis, C. Andreou, D. Oikonomidis, S. Misailidou, S. Kiokas, A. Fatsiou, M. Aggelaki, K. Kouvelas, Z.S. Kyriakides, M. Koutouzis (Athens, GR)
- Comparison of risk models for prediction for contrast-induced nephropathy in patients with ST-elevation myocardial infarction undergoing pPCI.** P5271  
 – Z. Mehmedbegovic, D. Milasinovic, V. Pavlovic, J. Dobras, D.J. Mladenovic, S. Zaharijev, P. Zlatanovic, M. Petrovic, A. Pavlovic, I. Zivkovic, D. Ivanovic, D. Matovic, V. Vukcevic, M. Asanin, G. Stankovic (Belgrade, RS)
- Impact of transient or persistent contrast-induced nephropathy on long-term mortality after percutaneous coronary intervention.** P5272  
 – M. Abe, M. Akao, T. Morimoto, T. Kimura (Kyoto and Hyogo, JP)
- Intensity of hydration changes the role of renin-angiotensin-aldosterone system blockers in contrast-induced Nephropathy risk after coronary catheterization in patients with chronic kidney disease.** P5273  
 – L. Liu, D.X. Wu, J.B. Zhao, Y.H. Liu, H.L. Li, S.Q. Chen, N. Tan, J.Y. Chen (Guangzhou, CN)
- Higher hydration volume at routine speed did not show benefit of prevention of contrast-induced nephropathy after emergent percutaneous coronary intervention.** P5274  
 – L. Liu, J.Z. Zhao, D.W. Wu, Y.L. Liu, H.L. Li, S.C. Chen, N.T. Tan, J.C. Chen (Guangzhou, CN)
- Significance of serum NGAL for risk assessment of contrast induced nephropathy in patients with myocardial infarction undergoing contrast-enhanced procedures.** P5275  
 – V. Karetnikova, V. Kalaeva, M. Evseeva, O. Gruzdeva, M. Zykov, O. Polikutina, O. Barbarash (Kemerovo, RU)
- Early and late definitions of contrast-induced acute kidney injury.** P5276  
 – Y. Liu, D.X. Wu, J.B. Zhao, Y.H. Liu, H.L. Li, S.Q. Chen, N. Tan, J.Y. Chen (Guangzhou, CN)
- Latin America Telemedicine Infarct Network (LATIN) - results of a pilot phase including mortality, cost-benefit, and logistics.** P5277  
 – S. Mehta, R. Botelho, F. Fernandez, R. Vega, F. Bojanini, M. Perin, J. Cade, D. Parra, J. Corral, A. Ferre, T. Zhang, O. Reynbakh (Miami, US)
- False positives in a primary angioplasty program: incidence and predictive factors.** P5278  
 – J.M. Gomez-Sansano, E. Galcera-Jornet, V. Mainar-Tello, J. Pineda-Rocamora, J. Valencia-Martin, P. Bordes-Siscar, E. Candela-Sanchez, L. Carrillo-Aleman, M.E. Guzman-Roman, J.M. Ruiz-Nodar (Alicante, ES)
- Networks: what are the immediate consequences of merging centers?** P5279  
 – H. Pereira, R. Cale, R.C. Ferreira, J.C. Silva, J. Marques, V.G. Ribeiro, R. Santos, P.C. Silva, P. Farto E Abreu, J. Mimoso, E. Pereira, S. Mello, R.C. Teles, M. Mendes (Almada, Lisbon, Porto, Braga, Setubal, Amadora and Faro, PT)
- Quality-of-care of primary angioplasty in women: progress of performance indicators in the last 4 years.** P5280  
 – R. Cale, L. Sousa, H. Pereira, E. Pereira, S. Mello, R.C. Teles (Almada and Lisbon, PT)



- Sex differences in clinical characteristics and outcomes among patients with nonvalvular atrial fibrillation undergoing percutaneous coronary intervention.** P5281  
 – A. Sambola Ayala, J. Limeres Freire, A. Santos, B. Miranda, B. Garcia Del Blanco, M. Mutuberría, J.A. Barrabes, F. Alfonso, H. Bueno, J. Baneras, A. Rafecas, D. Garcia Dorado (Barcelona and Madrid, ES)
- Differential impact of diabetes mellitus on long term mortality in or without impaired left ventricular function undergoing primary PCI for STEMI.** P5282  
 – A.S. Pavlovic, D. Milasinovic, Z. Mehmedbegovic, V. Pavlovic, I. Zivkovic, D.J. Mladenovic, P. Zlatanovic, S. Zaharijev, I. Mrkonjic, D. Ivanovic, A.D. Ristic, P.M. Seferovic, V. Vukcevic, M. Asanin, G. Stankovic (Belgrade, RS)
- Thrombus aspiration for occluded coronary artery enhanced with distal injection of abciximab (toledo1).** P5283  
 – J. Moreu Burgos, B. Santos Gonzalez, E. Lazaro Fernandez, I. Narvaez Mayorga, T. Canton Rubio, M. Cespedes Mas, F. Pajin Valbuena, D. Nunez Pernas, M. Sanchez Casado, L.M. Hernando Romero, S. Fernandez Zapardiel, L. Rodriguez Padiál (Toledo, ES)
- Sex-based differences in clinical outcomes after percutaneous coronary intervention with cobalt-chromium sirolimus-eluting stents in real-world patients: insight from the multicenter FOCUS registry.** P5284  
 – J. Yang, F. Zhang, J. Qian, L. Ge, J. Zhou, J. Ge (Shanghai, CN)
- Clinical outcome with bioresorbable vascular scaffolds (BVS) or everolimus eluting stents (EES) in patients with NSTEMI.** P5285  
 – G. Ambrosio, S. De Rosa, L. Armandi, R.M. Bianchi, E. Moscarella, S. Sorrentino, C. Spaccarotella, A. Mongiardò, D. Torella, B. Loi, A. Varricchio, P. Calabro, C. Indolfi (Catanzaro, Cagliari and Naples, IT)
- Manual heating of radial artery to facilitate radial puncture prior to transradial coronary catheterization: a randomized, double-blind clinical trial: the balbay maneuver study.** P5286  
 – S. Unal, B. Acar, M.M. Balci, C. Yayla, A. Ertem, M. Kara, M. Maden, A. Temizhan, M. Tola, Y. Balbay (Ankara, TR)
- Utility of hyperemic instantaneous wave-free ratio for the diagnosis of obstructive coronary artery disease.** P5287  
 – S. Furuya, H. Takahashi, S. Tani, K. Kikushima, K. Iida, T. Washio, S. Niizuma, K. Kawauchi, K. Nishikawa, M. Matsuzaki, M. Kobori, N. Matsumoto, A. Hirayama (Tokyo, JP)
- Degree of luminal narrowing and culprit plaque morphology in patients with acute coronary syndrome: an optical coherence tomography study.** P5288  
 – H.B. Jia, S. Hu, H. Liu, M. Xu, V. Rocco, T. Soeda, S. Zhang, J. Hou, B. Yu, I.K. Jang (Harbin, CN; Rome, IT; Nara, JP; Boston, US)
- Relationship between end-procedural activated clotting time values and radial artery occlusion rate with standard fixed dose heparin after transradial cardiac catheterization.** P5289  
 – O. Maden, H. Kafes, K. Balci, M. Tola, M.T. Selcuk, C. Burak, E.H. Cetin, H. Selcuk, M.M. Balci, H. Kisacik (Ankara, TR)
- Impact of diabetes mellitus on clinical outcome at 12 months follow-up in patients treated with a bio-engineered sirolimus eluting stent.** P5290  
 – D.N. Kalkman, P. Woudstra, P. Den Heijer, I.B.A. Menown, A. Erglis, H. Suryapranata, E.K. Arkenbout, A. Iniguez, A.W.J. Van 'T Hof, P. Muller, J.G.P. Tijssen, R.J. De Winter (Amsterdam, Breda, Nijmegen, Blaricum and Zwolle, NL; Craigavon, UK; Riga, LV; Vigo, ES; Luxembourg, LU)
- NON-CORONARY CARDIAC INTERVENTIONS AND MORE**
- Transcatheter pulmonary valve implantation following the ross procedure - a single center experience.** P5291  
 – K. Alassas, B.M. Fadel, A. Husain, G. Di Salvo, D. Mohty, F. Alfadley, M. Aljoufan (Riyadh, SA; Limoges, FR)
- Prolongation of neurohumoral activation in patients with chronic right ventricular pacing after pacemaker implantation following transfemoral aortic valve implantation (TAVI).** P5292  
 – C. Marzahn, T. Schau, C. Koban, M. Seifert, M. Neuss, F. Hoelschermann, C. Butter (Bernau bei Berlin, DE)
- Impact of closure devices in TAVI procedures on vascular complications and mortality.** P5293  
 – Z. Dimitriadis, W. Scholtz, M. Wiemer, C. Piper, M. Vlachojannis, S. Ensminger, T. Bitter, L. Faber, D. Horstkotte, S. Scholtz (Bad Oeynhausen, DE)
- Changes in left atrial reservoir- and conduit function after interventional closure of the left atrial appendage in patients with atrial fibrillation.** P5294  
 – B. Luani, T. Rauwolf, J. Herold, T. Groscheck, A. Mitrasch, C. Genz, A. Schmeisser, R.C. Braun-Dullaues (Magdeburg, DE)
- Improvement of success rate by percutaneous left atrial appendage closure in 259 patients with 3 types of occluder and clinical follow-up over 4 years.** P5295  
 – J. Yu, X. Xue, H. Huemmer, S. Guan, M. Muenzel, F. Cheng, L. Halmagyi, T. Keil, E. Duenninger (Lichtenfels, DE; Changchun, Shanghai and Shenzhen, CN)
- Incidence and risk factors of newly developed atrial fibrillation after ASD closure in patients older than 40 years with no history of preoperative atrial fibrillation or flutter: device vs surgery.** P5296  
 – Y. Fujii, T. Akagi, K. Nakagawa, Y. Kijima, Y. Takatani, Y. Kuroko, Y. Kotani, S. Arai, S. Kasahara, H. Ito, S. Sano (Okayama, JP)
- CoreValve device implantation true cover index predicts mid-term aortic regurgitation. A novel index.** P5297  
 – M. Vavuranakis, K. Kalogeris, M. Lavda, M.A. Kolokathis, T. Papaioannou, M. Stasinopoulou, D. Vrachatis, C. Moldovan, M. Kariori, E. Bei, E. Oikonomou, G. Lazaros, S. Vaina, G. Siasos, D. Tousoulis (Athens, GR; Boston, US)

- Prevention of contrast-induced nephropathy with renalguard system in patients at high and very-high risk, undergoing transcatheter aortic valve implantation.** P5298  
 – D. Lopez Otero, R. Gonzalez Ferreiro, R. Trillo Nouche, A.B. Cid Alvarez, R. Ocaranza Sanchez, C. Galvao Braga, S. Gestal Romani, A.B. Redondo Dieguez, B. Diaz Fernandez, D. Alvarez Iglesias, J.R. Gonzalez Juanatey (Santiago de Compostela, ES)
- Mitra-clip therapy possible candidates among secondary moderate-severe mitral regurgitation.** P5299  
 – J.M. Monteagudo, C. Fernandez-Golfín, I. Aquila, A. Carbonell, D. Mesa, T. Gonzalez-Alujas, M. Sitges, F. Carrasco-Chinchilla, C.H. Li, A. Grande-Trillo, A. Martinez, J. Matabuena, D. Alonso-Rodriguez, A. Gonzalez-Gomez, J.L. Zamorano (Madrid, Córdoba, Barcelona, Málaga, Seville and Santiago de Compostela, ES)
- Invasive management of iatrogenic pulmonary vein stenosis is effective in patients after atrial fibrillation ablation.** P5300  
 – L.A. Geller, G. Szeplaki, K.V. Nagy, T. Tahin, N. Szegedi, E.E. Ozcan, T. Szabo, M. Srej, T. Bettenbuch, E. Zima, P. Maurovich-Horvath, A. Bartykovszki, A. Jermendy, I. Osztheimer, B. Merkely (Budapest, HU)
- One-year results of septal microsphere embolization in obstructive hypertrophic cardiomyopathy.** P5301  
 – P.A. Vriesendorp, H.G. Van Velzen, M. Liebrechts, P.L. De Jong, A.F.L. Schinkel, M. Michels, N.M.D.A. Van Mieghem (Rotterdam and Nieuwegein, NL)
- Warfarin vs novel oral anticoagulants post-Watchman implantation: post FDA approval single-center U.S. Watchman implantation experience.** P5302  
 – Y. Enomoto, D. Sharma, J.G. Panizo, J. Iwasawa, C. Palaniswamy, R. Bhardwaj, A. Gomes, M.A. Miller, S. Choudry, J.S. Koruth, N. Langan, S.R. Dukkipati, V.Y. Reddy (New York, US)
- Efficacy and safety of percutaneous left atrial appendage closure in patients with atrial fibrillation: results of a 6-year registry.** P5303  
 – A.R. Gaspar Lopes Francisco, M.N. Menezes, I. Goncalves, J. Agostinho, P. Almeida, J. Silva Marques, C. Jorge, P. Carrilho Ferreira, L. Carpinheiro, E. Infante De Oliveira, P. Canas Da Silva, F.J. Pinto (Lisbon, PT)
- Clinical and echocardiographic outcome 30-days and 1-year after second generation balloon expandable transcatheter heart valve implantation (Edwards sapien 3).** P5304  
 – S. Fateh-Moghadam, S. Voesch, O. Borst, M. Droppa, T. Geisler, M. Gawaz, W. Bocksch (Tübingen, DE)
- Coil embolization of unligated side branches in the grafted left internal mammary artery causing myocardial ischemia.** P5305  
 – O. Beton, M.B. Yilmaz (Sivas, TR)
- Prognostic impact of intraventricular conduction disturbances after transcatheter aortic valve implantation.** P5306  
 – J. Almeida, T. Dias, C. Guerreiro, E. Pereira, D. Caeiro, M. Oliveira, H. Goncalves, A. Rodrigues, J. Ribeiro, J. Primo, P. Braga, V. Gama (Porto, PT)
- Modification of mitral regurgitation after transcatheter aortic valve implantation (TAVI) in patients with severe aortic stenosis.** P5307  
 – C.M. Espada Guerreiro, J. Almeida, T. Dias, M. Passos Silva, E. Vilela, D. Caeiro, E. Pereira, J. Mancio, B. Melica, J. Ribeiro, R. Fontes-Carvalho, F. Sampaio, A. Rodrigues, P. Braga, V. Gama Ribeiro (Vila Nova de Gaia, PT)
- Dabigatran pre-treatment inhibits thrombin formation during intracoronary stent implantation and improves the coronary arterial vasomotor function.** P5308  
 – R. Hemetsberger, A. Spannbaauer, D. Lukovic, K. Zlabinger, J. Hajagos-Toth, J. Bota, S. Farhan, C. Ay, E. Samaha, R. Gaspar, R. Garamvolgyi, H. Heuer, M. Gyongyosi (Vienna, AT; Szeged and Kaposvar, HU; Dortmund, DE)
- Comparable vascular response of a new generation sirolimus eluting stents when compared to fluoropolymer everolimus eluting stents in the porcine coronary restenosis model.** P5309  
 – P. Buszman, M. Michalak, M. Pruski, A. Janas, M. Jelonek, B. Orlik, B. Gwiazdowska-Nowotka, W. Wojakowski, P.E. Buszman, K.P. Milewski (Katowice and Warszawa, PL)
- Half diluted contrast media is superior to full contrast media for obtaining a clearer image of optical frequency domain imaging (OFDI) in a condition using a small diameter guiding catheter.** P5310  
 – Y. Shimooka, N. Makiguchi, K. Narita, T. Shiokoshi, Y. Ogawa, N. Hasebe (Eniwa and Asahikawa, JP)
- CATHETER ABLATION OF ATRIAL FIBRILLATION**
- Atrial fibrillation ablation strategy: when doing less may be better.** P5311  
 – I.S.S. Goncalves, N. Cortez-Dias, G.L. Silva, T. Guimaraes, J.R. Agostinho, S. Neto, J. Quaresma, S. Sobral, L. Carpinheiro, J. Sousa, F.J. Pinto (Lisbon, PT)
- Mechanism of recurrence of atrial fibrillation after catheter ablation in patients with left atrial hypertension.** P5312  
 – M. Sramko, D. Wichterle, P. Peichl, M. Clemens, M. Fukunaga, B. Aldhoon, R. Cihak, J. Kautzner (Prague, CZ)
- Importance of electrophysiological mapping in hybrid ablation of atrial fibrillation.** P5313  
 – M.I.H. Al-Jazairi, T.J. Klinkenberg, J. Korenstra, M. Rienstra, I.C. Van Gelder, M. Mariani, Y. Blaauw (Groningen, NL)
- Comparison of first and second-generation cryoballoon in catheter treatment of atrial fibrillation.** P5314  
 – J. Petru, L. Sediva, J. Skoda, M. Chovanec, M. Janotka, K. Holdova, V. Reddy, P. Neuzil (Prague, CZ; New York, US)
- High-dose isoproterenol infusion for the decision making of performing an additional superior vena cava isolation to eliminate atrial fibrillation.** P5315  
 – T. Fujino, H. Yuzawa, H. Koike, M. Shinohara, T. Suzuki, S. Fukunaga, K. Kobayashi, T. Ikeda (Tokyo, JP)

- Is completely interrupted NOACs strategy better than uninterrupted warfarin for peri-ablation of atrial fibrillation? A meta-analysis of bleeding and embolic complications.** P5316  
 – D. Musat, S. Mittal, M. Preminger, A. Bhatt, M. Ferrara, T. Sichrovsky, J. Steinberg (Ridgewood, US)
- Which patients develop recurrent atrial tachycardia after catheter ablation for atrial fibrillation?** P5317  
 – Y.A. Park, T.H. Kim, J.S. Uhm, B. Joung, M.H. Lee, H.N. Pak (Seoul, KR)
- Outcome and procedural parameters in atrial fibrillation ablation guided by focal impulse and rotor mapping: results from the European focal impulse and rotor modulation registry.** P5318  
 – G. Noelker, T. Szili-Torok, S.G. Spitzer, P. Sommer, T. Deneke, J. Brachmann, B. Keweloh, G. Jansen, A. Luik, G. Hindricks (Bad Oeynhausen, Rotterdam, Dresden, Leipzig, Bad Neustadt an der Saale, Coburg, Berlin, Potsdam and Karlsruhe, DE)
- The relationship between a severity of sleep-disordered breathing of atrial fibrillation ablation candidates and the late recurrence after single and multiple atrial fibrillation ablations.** P5319  
 – K. Kaitani, N. Onishi, S. Imamura, C. Izumi, Y. Nakagawa (Tenri, JP)
- Outcome of catheter ablation of atrial fibrillation in women: results from the FrenchAF survey.** P5320  
 – R. Providencia, P. Defaye, D. Pavin, J.P. Cebron, F. Halimi, F. Anselme, J.P. Albenque, S. Boveda (London, UK; Grenoble, Rennes, Nantes, Le Chesnay, Rouen and Toulouse, FR)
- Are low DHA levels associated with left atrial appendage volume and atrial fibrillation recurrence after catheter ablation?** P5321  
 – T. Shiozawa, K. Shimada, G. Sekita, S. Miura, S. Komatsu, H. Tabuchi, H. Hayashi, Y. Kawaguchi, K. Takamura, S. Fujimoto, T. Kadoguchi, S. Takahashi, M. Sumiyoshi, Y. Nakazato, H. Daida (Tokyo and Chiba, JP)
- Predictors of the pulmonary vein isolation responders in terms of left atrial deformation and hemodynamics in patients with atrial fibrillation.** P5322  
 – K. Suenari, S. Tomomori, H. Matsumura, H. Kawazoe, T. Tokuyama, A. Sairaku, Y. Nakano, Y. Kihara (Hiroshima, JP)
- Pulmonary capillary wedge pressure estimated by speckle tracking echocardiography as a robust predictor of successful outcome of paroxysmal atrial fibrillation ablation.** P5323  
 – T. Miyake, M. Kawasaki, R. Tanaka, R. Matsuoka, T. Hirose, K. Tuchiya, S. Tomita, H. Matsuo, T. Noda, S. Minatoguchi, T. Suzuki (Gifu, JP)
- Ethanol infusion in the vein of marshall as a salvage therapy in persistent atrial fibrillation patients undergoing mitral isthmus ablation.** P5324  
 – K. Yoshitani, K. Yamamoto, Y. Miyazaki, Y. Shimizu, R. Fukuhara, R. Taniguchi, M. Toma, T. Miyamoto, Y. Takatsu, Y. Sato (Amagasaki, JP)
- Fibrosis progression after atrial fibrillation ablation.** P5325  
 – A. Morris, K. Johnson, M. Chelu, N. Marrouche (Salt Lake City, US)
- Impact of catheter ablation for paroxysmal atrial fibrillation in patients with sick sinus syndrome: Important role of non-pulmonary vein foci.** P5326  
 – K. Hayashi, M. Fukunaga, K. Yamaji, Y. An, M. Nagashima, K. Hiroshima, M. Ohe, K. Yamashita, Y. Makihara, K. Ando, M. Iwabuchi, M. Goya (Kitakyushu, JP)
- Left atrial appendage electrical isolation is not associated with higher risk of thromboembolic events after ablation of atrial fibrillation.** P5327  
 – L. Di Biase, S. Mohanty, P. Mohanty, C. Trivedi, C. Gianni, Y. Gokoglan, R. Bai, J. Burkhardt, J. Sanchez, P. Hranitzky, G. Gallinhouse, R. Horton, L. Couts, S. Beheiry, A. Natale (Austin, San Diego and San Francisco, US)
- Ultrasound-guided femoral vein access in patients undergoing atrial fibrillation ablation with uninterrupted anticoagulation.** P5328  
 – C. Gianni, C. Monreal, B.M. Powers, C. Trivedi, S. Mohanty, Y. Gokoglan, A. Al-Ahmad, J.D. Burkhardt, G.J. Gallinhouse, R.P. Horton, P.M. Hranitzky, J.E. Sanchez, S. Beheiry, L. Di Biase, A. Natale (Austin and San Francisco, US)
- Catheter ablation of atrial fibrillation in a high-volume centre: safety of 3000 consecutive procedures.** P5329  
 – L. Perrotta, S. Bordignon, D. Dugo, F. Bologna, A. Konstantinou, A. Fuernkranz, B. Schmidt, K.R.J. Chun (Frankfurt, DE)
- Redo-ablation in patients with atrial fibrillation - Procedural results and 12-months follow-up after FIRM-guided ablation strategy.** P5330  
 – S.G. Spitzer, L. Karolyi, C. Raemmler, F. Scharfe, T. Weinmann, T. Otto, A. Langbein (Dresden, DE)
- Adenosine-guided pulmonary vein isolation versus standard pulmonary vein isolation in patients undergoing atrial fibrillation ablation: an updated meta-analysis.** P5331  
 – N. Papageorgiou, R. Providencia, K. Bronis, O. Rehal, N. Srinivasan, G. Babu, E. Rowland, M. Lowe, A. Chow, O. Segal, P. Lambiase (London, UK)
- Left atrial appendage thrombi relate to easily accessible clinical parameters in patients undergoing atrial fibrillation transcatheter ablation: a multicenter retrospective study.** P5332  
 – M. Anselmino, L. Garberoglio, S. Gili, E. Bertaglia, G. Stabile, R. Marazzi, S. Themistoclakis, F. Solimene, S. Frea, W. Grosso Marra, M. Morello, M. Scaglione, R. De Ponti, F. Gaita (Turin, Padua, Naples, Varese, Mestre-Venice, Mercogliano and Asti, IT)
- Longterm effectiveness of pulmonary vein isolation using the second generation cryoballoon after a single procedure.** P5333  
 – H. Greiss, N. Deubner, E. Akkaya, S. Zaltsberg, A. Berkowitsch, C.W. Hamm, T. Neumann, M. Kuniss (Bad Nauheim, DE)
- Extensive mapping of the optimal ablation sites to isolate the superior vena cava by using decremental conduction property of venoatrial junction in patients with atrial fibrillation.** P5334  
 – N. Nishiyama, S. Takatsuki, A. Kuninomi, K. Nakajima, S. Kashimura, Y. Katsumata, T. Nishiyama, T. Kimura, Y. Aizawa, K. Fukumoto, Y. Hagiwara, K. Fukuda (Tokyo, JP)

- Risk of post-procedural thromboembolic events with warfarin versus new oral anticoagulants in atrial fibrillation patients undergoing catheter ablation.** P5335  
 – S. Mohanty, C. Trivedi, C. Gianni, Y. Gokoglan, R. Bai, J.D. Burkhardt, J. Sanchez, P. Hranitzky, G.J. Gallinghouse, A. Al-Ahmad, R. Horton, S. Beheiry, R. Hongo, L. Di Biase, A. Natale (Austin and San Francisco, US; Beijing, CN)
- Catheter ablation to non-paroxysmal atrial fibrillation in patients with reduced left ventricular systolic function causes left ventricular and atrial reverse remodeling.** P5336  
 – O. Takafumi, K. Inoue, K. Tanaka, Y. Toyoshima, N. Tanaka, M. Okada, Y. Koyama, K. Iwakura, K. Fujii (Osaka, JP)
- Right atrial diameter predicts arrhythmia recurrence after catheter ablation of paroxysmal atrial fibrillation in patients with enlarged left atrium.** P5337  
 – S.N. Wen, N. Liu, R. Bai, Y.F. Ruan, S.N. Li, X. Du, J.Z. Dong, C.S. Ma (Beijing, CN)
- High incidence of low oesophageal temperatures during 2nd generation cryoballoon therapy for atrial fibrillation: predictive value of pulmonary vein- oesophageal distance measured by CT scan.** P5338  
 – M.M.D. Molenaar, T. Hesselink, D.E. Bouman, Y.J. Stevenhagen, P.H.F.M. Van Dessel, M.F. Scholten, J.M. Van Opstal (Enschede, NL)
- Atrial scar in patients with persistent AF without left ventricular dysfunction detected with 1 mm multielectrode-mapping catheter: location and influence of rhythm.** P5339  
 – P.M. Ruiz Hernandez, E. Castellanos, P. Avila, E. Gonzalez-Torreccilla, G. Loughlin, C. Dominguez, T. Datino, F. Atienza, F. Fernandez-Aviles, A. Arenal (Madrid, ES)
- The Efficacy of epicardial adipose tissue ablation based on high-dominant frequency sites of non-paroxysmal atrial fibrillation.** P5340  
 – K. Kumagai, K. Minamai, Y. Sugai, Y. Otsuka, M. Senga, Y. Take, T. Yano, T. Sasaki, K. Nakamura, S. Naito, S. Oshima (Maebashi, JP)
- The ATLAS score - a simple risk score to predict the recurrence of atrial fibrillation after a first catheter ablation procedure.** P5341  
 – J. Mesquita, A. Ferreira, F.M. Costa, P. Carmo, D. Cavaco, F. Morgado, M. Mendes, P. Adragao (Lisbon, PT)
- Pulmonary vein isolation by laser balloon ablation: is energy delivered too deep into the vein?** P5342  
 – M.R. Arceluz, R. Delgado, M. Ortega, R. Montes De Oca, J.L. Merino (Madrid, ES)
- Does weight-loss impact procedure-outcome in obese patients with long-standing persistent atrial fibrillation undergoing catheter ablation?** P5343  
 – S. Mohanty, P. Mohanty, C. Trivedi, C. Gianni, Y. Gokoglan, J.D. Burkhardt, J. Sanchez, P. Hranitzky, G.J. Gallinghouse, A. Al-Ahmad, R. Horton, R. Hongo, S. Beheiry, L. Di Biase, A. Natale (Austin and San Francisco, US)
- What is the useful parameter for effective clinical ablation in atrial fibrillation with contact force catheter at each points?** P5344  
 – Y. Ito, M. Igawa, A. Hattori, M. Igarashi, A. Nogami, K. Aonuma (Ibaraki, JP)
- Evaluation of atrial electromechanical characteristics by tissue Doppler imaging and prediction recurrence of atrial fibrillation after successful radio frequency catheter ablation.** P5345  
 – T.-T. Tan, Q. Zhou, B. Hu, J.-L. Chen, H.-N. Song, R.-Q. Guo (Wuhan, CN)
- Inside from the European multicenter prospective trial:surgical ablation of stand-alone AF. should we exclude the left atrial appendage during AF ablation procedure?** P5346  
 – C. Muneretto, G. Polvani, G. Bisleri, M. Moltrasio, F. Rosati, E. Merati, G. Fassini, L. Giroletti, L. Bontempi, A. Curnis, C. Tondo (Brescia and Milan, IT)
- The clinical influence of atrial vulnerability during catheter ablation for paroxysmal atrial fibrillation.** P5347  
 – Y. Sagawa, A. Takahashi, K. Kojima, K. Hishikari, K. Yamao, E. Nakashima, J. Nakajima, K. Ohkubo, Y. Tanaka, S. Kimura, K. Takagi, T. Kuwahara, H. Hikita, K. Hirao, M. Isobe (Yokosuka and Tokyo, JP)
- A novel and simple risk score for the prediction of recurrence of atrial fibrillation after radio frequency catheter ablation.** P5348  
 – Y. Furukawa, T. Yamada, T. Morita, S. Tamaki, Y. Iwasaki, M. Kawasaki, A. Kikuchi, T. Kondo, M. Ishimi, H. Hakui, T. Ozaki, M. Seo, Y. Sato, M. Fukunami (Osaka, JP)
- Early recurrence of atrial arrhythmia in late phase during blanking period was associated with poor outcomes and left atrial reverse remodeling after ablation for non-paroxysmal atrial fibrillation.** P5349  
 – O. Takafumi, K. Inoue, K. Tanaka, N. Tanaka, M. Okada, Y. Koyama, Y. Toyoshima, K. Iwakura, K. Fujii (Osaka, JP)
- First clinical experience and procedural efficacy of pulmonary vein isolation with the 3rd generation cryo-balloon spotlighting patients with complex pulmonary vein anatomy.** P5350  
 – D. Brala, J.P. Rudolph, S. Tessin, C. Drephal, O. Goeing, A. Schirdewan (Berlin, DE)
- AF ablation follow-up - injectable cardiac monitors - telemedicine.** P5351  
 – J. Sitzy, T. Gaspar, Y. Huo, M. Pohl, B. Kirstein, J. Salmas, C. Plorkowski (Dresden, DE)
- Clinical outcome of catheter ablation for persistent atrial fibrillation which acts as paroxysmal atrial fibrillation after antiarrhythmic drug therapy.** P5352  
 – K.J. Chun, J.K. Hwang, S.J. Park, K.M. Park, J.S. Kim, Y.K. On (Seoul, KR)
- How important is time from first diagnosis of AF for outcome after PVI with cryo-balloon second generation in regard to type of AF.** P5353  
 – A. Berkowitsch, E. Akkaya, H. Greiss, S. Zaltsberg, N. Deubner, A. Hain, C.W. Hamm, H.F. Pitschner, T. Neumann, M. Kuniss (Bad Nauheim, DE)
- Significance and prevalence of incidental findings on implantable loop recorders placed post-ablation in patients with atrial fibrillation.** P5354  
 – S. Mohanty, T. Metz, L. Coutts, C. Gianni, C. Trivedi, Y. Gokoglan, R. Bai, J.D. Burkhardt, J. Sanchez, P. Hranitzky, G.J. Gallinghouse, A. Al-Ahmad, R. Horton, L. Di Biase, A. Natale (Austin, US)

<b>Can rhythm control by catheter ablation improve exercise capacity in asymptomatic patients with chronic atrial fibrillation?</b>	<b>P5355</b>
– C.H. Lee, J.H. Nam, K.U. Choi, K.H. Park, J.W. Son, U. Kim, J.S. Park, D.G. Shin, Y.J. Kim, J.H. Cho, S.W. Kang (Daegu, KR)	
<b>Alterations in atrial excitation patterns after successful ablation for paroxysmal atrial fibrillation.</b>	<b>P5356</b>
– D. Tachmatzidis, D. Lysitsas, N. Mezilis, D. Fillos, I. Chouvarda, G. Dakos, N. Maglaveras, V. Vassilikos (Thessaloniki, GR)	
<b>Cryoballoon ablation for the management of persistent atrial fibrillation: a central Canadian experience.</b>	<b>P5357</b>
– O. Sultan, B.F. Macknak (Regina, CA)	
<b>Adapted single shot for cryoballoon procedures in atrial fibrillation.</b>	<b>P5358</b>
– E. Valles Gras, S. Cabrera, O. Alcalde, B. Benito, J. Jimenez, P. Poveda, J. Marti-Almir (Barcelona, ES)	
<b>Impact of cavotricuspid isthmus ablation on atrial fibrillation recurrence after a first pulmonary vein isolation procedure: a propensity score analysis.</b>	<b>P5359</b>
– J. Mesquita, A. Ferreira, D. Cavaco, M. Madeira, F.M. Costa, N. Lopes, P. Carmo, P. Freitas, F. Morgado, M. Mendes, P. Adragao (Lisbon, PT)	
<b>Predictors of pulmonary vein stenosis after ablation of atrial fibrillation. Lessons learned from symptomatic patients presenting for treatment.</b>	<b>P5360</b>
– S. Nedios, T. Seewoester, A. Arya, P. Sommer, D. Husser, G. Hindricks, A. Bollmann (Leipzig, DE)	
<b>Catheter ablation of atrial fibrillation in obese patients: Body mass index or comorbidities? Which is the main driver of procedural failure?</b>	<b>P5361</b>
– R. Providencia, J.P. Albenque, S. Combes, N. Combes, Z. Khoueiry, P. Sousa, S. Boveda (London, UK; Toulouse, FR)	
<b>A prospective interventional study on inferolateral vs. superoseptal mitral isthmus ablation during left and right atrial substrate modification for persistent atrial fibrillation.</b>	<b>P5362</b>
– M. Brunelli, G. Borisov, T. Daehne, G. Barbati, M. Frommhold, A. Grosse, A. Madaffari, S. Raffa, J.C. Geller (Bad Berka, DE; Trieste, IT)	
<b>Haemostasis changes during percutaneous transcatheter isolation of the pulmonary veins in patients with atrial fibrillation.</b>	<b>P5363</b>
– O. Hajas, A. Kiss, E. Nagy-Balo, K. Kovacs, N.K. Toth, F. Sarkady, Z.S. Bagoly, Z.S. Bereczky, L. Muszbek, L. Csiba, Z. Csanadi (Debrecen, HU)	
<b>Initial results of pulmonary vein isolation using the novel third-generation cryoballoon.</b>	<b>P5364</b>
– A. Fuernkranz, S. Bordignon, F. Bologna, L. Perrotta, D. Dugo, B. Schmidt, J. Chun (Frankfurt, DE)	
<b>Low incidence of peri-procedural complications after cryoballoon ablation of atrial fibrillation based on atrial fibrillation type (paroxysmal vs persistent) and center expertise.</b>	<b>P5365</b>
– M. Lunati, G. Arena, A. Cumis, M. Moltrasio, L. Padeletti, R. Verlato, S. Porcellini, L. Sciarra, G. Senatore, L. Leoni, M. Maines, S. Iacopino, G. Allocca, W. Rauhe, M. Landolina (Milan, Massa, Brescia, Camposampiero, Paderno Dugnano, Rome, Ciriè, Padua, Rovereto, Cotignola, Conegliano, Bolzano and Crema, IT)	
<b>Safety and efficacy of ablation for paroxysmal atrial fibrillation in older adults.</b>	<b>P5366</b>
– K. Ando, S. Tohoku, J. Morita, K. Korai, M. Nagashima, K. Hiroshima, K. Ando (Kitakyushu, JP)	
<b>Contact force-sensing catheters: correlation between contact force ablation algorithms and lesion size in an ex vivo porcine model.</b>	<b>P5367</b>
– E. Franco, D. Rodriguez-Munoz, R. Matia, A. Hernandez-Madrid, J.L. Zamorano, J. Moreno (Madrid, ES)	
<b>Pulmonary vein isolation with rhythmia mapping system. an initial single center experience.</b>	<b>P5368</b>
– R. Neglia, G. Ballesteros, P. Ramos, I. Garcia-Bolao (Pamplona, ES)	
<b>Safety and efficiency of a new ablation tracking tool in paroxysmal atrial fibrillation ablation: comparison between average contact force and force time integral to drive pulmonary vein isolation.</b>	<b>P5369</b>
– G. Zucchelli, G. Sirico, G. Zingarini, L. Rebollato, A. Castro, E. Soldati, G. Stabile, S. Ocello, E. De Ruvo, M. Del Greco, M. Marini, M. Mantica, C. Pandozi, E. Daleffe, M.G. Bongiorno (Pisa, Milan, Perugia, Udine, Rome, Naples, Cagliari, Rovereto and Trento, IT)	
<b>Management of difficult mitral isthmus ablations.</b>	<b>P5370</b>
– J.H. Lee, M. Kim, Y.M. Hwang, J. Kim, G.B. Nam, K.J. Choi, Y.H. Kim (Seoul, KR)	
<b>PVI by an endoscopically guided laser balloon in 160 pts. - evaluation up to 12 months.</b>	<b>P5371</b>
– D.Q. Nguyen, S. Wilke, L.B. Lichtenberg, R. Haberkorn-Butendeich, W. Fehske (Cologne, DE)	
<b>Atrial fibrillation ablation with or without contact-force sensing: safety, procedural profiles and clinical outcomes with focus on persistent atrial fibrillation.</b>	<b>P5372</b>
– A. Hussein, W. Saliba, A. Barakat, K. Tarakji, B. Lindsay, O. Wazni (Cleveland, US)	
<b>Repeat ablations or medical management for recurrent arrhythmias after ablation of persistent atrial fibrillation.</b>	<b>P5373</b>
– A. Hussein, W. Saliba, A. Barakat, K. Tarakji, B. Lindsay, O. Wazni (Cleveland, US)	
<b>Outcomes of repeat pulmonary vein isolation: third time is the charm?</b>	<b>P5374</b>
– A. Mohsen, M. Bassiouny, A. Hussein, J. Rickard, J. Abraham, D. Martin, T. Dresing, P. Tchou, K. Tarakji, D. Cantillon, T. Callahan, B. Lindsay, O. Wazni, W. Saliba, M. Kanj (Cleveland, US)	
<b>Ablation of very late recurrence after initially successful ablation of atrial fibrillation.</b>	<b>P5375</b>
– Y. Shah, M. Ferrara, E. Hansinger, D. Musat, M. Preminger, T. Sichrovsky, A. Bhatt, S. Mittal, J.S. Steinberg (Ridgewood, US)	
<b>Is luminal esophageal temperature monitoring required to avoid esophageal damage during pulmonary vein isolation ablation?</b>	<b>P5376</b>
– S. Sakabe, K. Maeno, A. Kasai (Ise, JP)	

**Cryoballoon ablation as treatment of recent paroxysmal atrial fibrillation. Data from a large cohort of patients followed in a real world multicenter experience.** P5377

– A. Curnis, C. Tondo, M. Lunati, L. Padeletti, D. Verlato, S. Porcellini, L. Leoni, D. Catanzariti, G. Senatore, W. Rauhe, L. Sciarra, G. Allocca, S. Iacopino, G.B. Perego, G. Arena (Brescia, Milan, Camposampiero, Paderno Dugnano, Padua, Rovereto, Cirié, Bolzano, Rome, Conegliano, Cotignola and Massa, IT)

**ELECTROCARDIOGRAPHY / CARDIOVERSION / DEFIBRILLATION**

**The findings of transesophageal echocardiogram before scheduled cardioversion in properly anticoagulated patients with persistent atrial fibrillation.** P5378

– A. Zebrauskaitė, J. Barysiene, D. Petrikonyte, G. Marinskis, A. Aidietis (Vilnius, LT)

**The effect of the GLP-1 receptor agonist liraglutide on heart rate and heart rate variability in patients with type-2 diabetes: a randomized double-blind placebo-controlled cross over study.** P5379

– P. Kumarathurai, C. Anholm, B.S. Larsen, R.H. Olsen, S. Madsbad, O. Kristiansen, O.W. Nielsen, S.B. Haugaard, A. Sajadieh (Copenhagen, DK)

**GENETIC ASPECTS OF ARRHYTHMIAS**

**Specific phenotypes caused by RYR2 mutations relate with bradycardia but not with mutation locations in RYR2.** P5380

– S. Ohno, J. Ozawa, Y. Fujii, H. Itoh, M. Horie (Otsu, JP)

**Rare single nucleotide polymorphism of scn10a in patients with inherited primary arrhythmia syndromes.** P5381

– M. Fukuyama, S. Ohno, M. Ichikawa, T. Makiyama, M. Horie (Otsu and Kyoto, JP)

**RYR2 mutations underlying in patients with short-coupled variant of torsade de pointes.** P5382

– Y. Fujii, H. Itoh, S. Ohno, M. Blancard, H. Aoki, Y. Nakagawa, S. Yamamoto, Y. Matsui, M. Ichikawa, K. Sonoda, T. Ozawa, K. Ohkubo, I. Watanabe, P. Guicheney, M. Horie (Otsu, Osaka, Nara and Tokyo, JP; Paris, FR)

**INTEGRATIVE PHYSIOLOGY AND DEVELOPMENT**

**Three-dimensional and real-time imaging of embryonic platelets originating from fetal liver megakaryocytes.** P5383

– M. Orban, K. Bieri, H. Liu, H. Ishikawa-Ankerhold, C. Stremmel, M. Lorenz, S. Dietzel, C. Schulz, S. Massberg (Munich, DE)

**Acrylamide: an underlying risk factor of congenital heart diseases.** P5384

– M. Huang, Y. Zhang (Hangzhou, CN)

**Molecular mechanisms of aging of the autonomic nervous system: the role of telomeres and inflammation.** P5385

– L. Streltsova, E.V. Plokhova (Moscow, RU)

**Morphological aspects of myocardial bridges.** P5386

– M. Tasnic (Chisinau, MD)

**Histone deacetylase inhibitor AN7 increases survival and may attenuate LV dilatation in mice with chronic volume overload.** P5387

– L. Cohen, M. Entin-Meer, A. Raphaeli, N. Tarasenko, J. Ben Shoshan, E. Hertzberg-Bigelman, G. Keren (Tel Aviv and Petah Tikva, IL)

**Anatomic assessment of the left main bifurcation and dynamic bifurcation angles using computed tomography angiography.** P5388

– O. Beton, M.B. Yilmaz (Sivas, TR)

**Imaging the septal pouch.** P5389

– M.K. Holda, W. Klimek-Piotrowska, M. Koziej, D. Sorysz, W. Pawlik, A. Krawczyk-Ozog, K. Wszolek, P. Loboda (Krakow, PL)

**Induced pluripotent stem cell-derived cardiomyocytes to model heart damage in Danon disease.** P5390

– M. Mura, M.C. Ciuffreda, V. Dusti, K. Laarej, S. Ghio, L. Scelsi, C. Raineri, M. Gneccchi (Pavia, IT)

**Vascular smooth muscle cell calcium dependent Nox5 NADPH oxidase contributes to vascular oxidative stress in human abdominal aortic aneurysms.** P5391

– A.M. Sagan, K. Daly, W. Mrowiecki, K. Urbanski, G. Filip, B. Kapelak, R. Touyz, T.J. Guzik (Glasgow, UK; Krakow, PL)

**Disturbed fatty acids metabolism in coronary artery ectasia: an extended lipidomic analysis.** P5392

– U. Boles, S. David, R.C. Pinto, S. Abdullah, M. Henein (Kingston, CA; Letterkenny, IE; Umeå, SE)

**Expression of connexin 26 in mammalian cardiomyocytes.** P5393

– \*.M. Cabiati, \*.S. Del Ry, S. Moscato, S. Burchielli, L. Botta, M. Matteucci, F. Vaglini, F. Bianchi, L. Mattii (Pisa and Milan, IT)

**Fibrotic scar after myocardial infarction presents inhomogeneous organization of collagen. Results in a swine model and in patients.** P5394

– A. Hervas, C. Rios-Navarro, A. Ruiz-Sauri, E. De Dios, J. Gavara, N. Perez-Sole, G. Minana, F.J. Chorro, V. Bodi (Valencia, ES)

**Left atrial accessory appendages, diverticula and left-sided septal pouch - Multislice computed tomography study.** P5395

– M.K. Holda, K. Wszolek, M. Koziej, W. Pawlik, P. Loboda, K. Piatek, J.P. Holda, K. Tyrak, W. Klimek-Piotrowska (Krakow, PL)

**Predicting the natural course of myocardial infarction in different large animal models; a meta-analysis.** P5396

– P.P.M. Zwetsloot, L.E. Kouwenberg, E.S. Sena, G. Pasterkamp, P.A. Doevendans, J.P.G. Sluijter, I.E. Hoefer, S.A.J. Chamuleau, G.P.J. Van Hout, S.J. Jansen Of Lorkeers (Utrecht, NL; Edinburgh, UK)

- Effect of cyclosporine A administration in pregnant rats on heart and aorta structure in their offspring.** P5397  
 – M. Adamczak, M. Dembowska, N. Słabiak-Blaz, T. Nieszporek, G. Piecha, P. Schirmacher, E. Ritz, A. Wiecek (Katowice, PL; Heidelberg, DE)

**INTEGRATIVE PHYSIOLOGY AND PATHOLOGY**

- Characterization of the sympathetic innervation patterning in the human healthy myocardium.** P5398  
 – A. Di Bona, S. Rizzo, G. Thiene, C. Basso, M. Mongillo, T. Zaglia (Padua, IT)

- Adenosine causes hyperventilation via stimulation of the carotid bodies.** P5399  
 – P. Niewinski, S. Tubek, K. Reczuch, J. Krecicki, Z. Engelman, E.A. Jankowska, D. Janczak, W. Banasiak, P. Ponikowski (Wroclaw, PL; Los Altos, US)

- The right ventricle molecular changes associated with pulmonary arterial hypertension are attenuated by Urocortin 2 treatment.** P5400  
 – C. Maia-Rocha, R. Adao, P. Mendes-Ferreira, D. Santos-Ribeiro, M. Rademaker, A.F. Leite-Moreira, C. Bras-Silva (Porto, PT; Christchurch, NZ)

- Paradoxical decrease in cardiac baroreflex sensitivity following peripheral chemoreceptors inhibition during asphyxiation.** P5401  
 – J. Krecicki, S. Tubek, P. Niewinski, B. Paleczny, W. Banasiak, P. Ponikowski (Wroclaw, PL)

- Sympathetic neurons that innervate the heart locally modulate cardiomyocyte proteostasis and size.** P5402  
 – T. Zaglia, N. Pianca, V. Prando, M. Franzoso, A. Di Bona, C. Basso, M. Campione, M. Sandri, M. Mongillo (Padua, IT)

- Upregulation of galectin-3 in relation to the severity of cardiomyopathy due to transgenic beta-adrenergic activation.** P5403  
 – M.N. Nguyen, Y. Su, H. Kiriazis, M. Zhang, X.M. Gao, J.R. McMullen, X.J. Du (Melbourne, AU)

- G protein coupled receptor kinase 2 (GRK2) is fundamental in recovering mitochondrial morphology and function after exposure to ionizing radiation (IR).** P5404  
 – M. Ciccarelli, A. Franco, C. Del Giudice, B. Trimarco, D. Sorriento, G. Iaccarino (Salerno and Naples, IT)

- Cardiac dysfunction induced by ionizing radiation exposure: the mitochondrial side.** P5405  
 – M. Ciccarelli, A. Franco, L. Napolitano, M. De Rosa, A. Fiordelisi, J. Gambardella, D. Sorriento, B. Trimarco, G. Iaccarino (Naples and Salerno, IT)

- Urocortin-2 treatment reduces right ventricular dysfunction in pulmonary arterial hypertension.** P5406  
 – R. Adao, P. Mendes-Ferreira, C. Maia-Rocha, D. Santos-Ribeiro, F. Potus, S. Breuils-Bonnet, S. Provencher, S. Bonnet, M.T. Rademaker, A.F. Leite-Moreira, C. Bras-Silva (Porto, PT; Quebec, CA; Christchurch, NZ)

- Autonomic processing of the cardiovascular reflexes in the NTS is altered in experimental heart failure.** P5407  
 – S. Mastitskaya, A. Machhada, A.G. Ramage (London, UK)

- NAD(P)H oxidase 4 plays a key role in Angiotensin II-induced protein degradation in skeletal muscle cells.** P5408  
 – T. Kadoguchi, K. Shimada, T. Shiozawa, S. Takahashi, H. Al Shahi, T. Miyazaki, K. Akita, K. Isoda, H. Daida (Tokyo, JP)

- Incretin ameliorates diabetic microangiopathy in heart via suppression of nonanoic acid, a naturally-occurring saturated fatty acid, via activation of AMPK pathway.** P5409  
 – K. Nishimura, Y. Kureishi Bando, Y.K. Bando, H. Kawase, A. Monji, T. Murohara (Nagoya, JP)

- The PDE-4 inhibitor roflumilast reduces body weight and improves glucose metabolism by increasing energy expenditure and mitochondrial respiration.** P5410  
 – F. Kahles, J. Moellmann, C. Baeck, R. Stoehr, K. Schuett, H.M. Findeisen, C. Leberher, F. Tacke, B.A. Kappel, M. Federici, N. Marx, M. Lehrke (Aachen and Münster, DE; Rome, IT)

- Improvement of diabetes-induced vascular dysfunction, oxidative stress and inflammation in type 2 diabetic ZDF rats by the sodium-glucose co-transporter 2 inhibitor empagliflozin.** P5411  
 – M. Oelze, S. Steven, S. Kroeller-Schoen, F. Kashani, S. Roohani, P. Welschof, A. Weber, N. Xia, H. Li, S.P. Bottari, K.J. Lackner, P. Wenzel, E. Mayoux, T. Muenzel, A. Daiber (Mainz and Ingelheim am Rhein, DE; Grenoble, FR)

- High glucose-induced microRNA-155 promotes endothelial senescence in HUVECs through targeting SIRT1.** P5412  
 – Q.Y. Guo, E.L. Zhang, B. Zhang, X.Y. Zhang, D.W. Wu, Z.H. Yang, Y.J. Wu (Beijing, CN)

- STA-21, a STAT3 inhibitor, attenuates atherosclerosis in ApoE deficient mice through the regulation of Th17 cell differentiation.** P5413  
 – J.M. Kim, Y. Choi, H.E. Park, I.J. Kim, S.H. Lee, E.M. Kim, K.Y. Kang, C.W. Kim, E.H. Park, S.I. Kim, K.Y. Chang, Y.S. Yi, T.H. Kim, S.I. Lee, J.H. Byeon (Seoul, KR)

**HEART FAILURE / LEFT VENTRICULAR FUNCTION**

- Association between electrocardiographic and echocardiographic markers of stage B heart failure and cardiovascular outcome.** P5414  
 – H. Yang, T.H. Marwick, P.M. Okin (Hobart and Melbourne, AU; New York, US)

- Diastolic heart failure in postmenopausal women: some mechanisms of formation.** P5415  
 – N. Lareva, A. Govorin, E. Luzina (Chita, RU)

- Serum levels of 1, 25-dihydroxyvitamin D3 are associated with left ventricular diastolic function in patients with hypertension independently of renal function.** P5416  
 – H. Ito, F. Hayashi, K. Nagao, K. Fukuchi, N. Takahashi, T. Kanazawa, H. Yukawa, E. Nakagawa, T. Makita, T. Inada, M. Tanaka (Osaka, JP)

- Increased mobilization of circulating endothelial progenitor cells in patients with heart failure and preserved ejection fraction.** P5417  
 – M. Marketou, F. Parthenakis, N. Kalyva, C.H. Pontikoglou, S. Maragkoudakis, M. Touloupaki, J. Konstantinou, H. Nakou, A. Patrianakos, H. Papadaki, P. Vardas (Heraklion, GR)
- Sex-specific differences in temporal trends of incidence of heart failure with and without left ventricular systolic dysfunction in the general population: a Japanese community-wide study.** P5418  
 – M. Homma, F. Tanaka, K. Sato, T. Sakai, O. Nishiyama, M. Onoda, K. Sakata, M. Nakamura (Iwate, JP)
- Association of -308G/A TNF-alpha gene polymorphism and hemodynamic measurements of diastolic dysfunction in diabetic and non-diabetic patients with heart failure.** P5419  
 – G. Bolotskykh, I. Rudyk, O. Medentseva (Kharkiv, UA)
- Levosimendan accelerates recovery in patients with takotsubo cardiomyopathy.** P5420  
 – M. Yaman, U. Arslan, A. Kaya, A. Akyol, F. Ozturk, Y. Emre Okudan (Ordu, Samsun, Van and Isparta, TR)
- Myocardial expression analysis of osteopontin splice variants in patients affected by end-stage dilated or ischemic cardiomyopathy.** P5421  
 – M. Cabciati, B. Svezia, M. Matteucci, L. Botta, A. Pucci, C. Caselli, V. Lionetti, S. Del Ry (Pisa and Milan, IT)
- Deprivation and prediction of heart failure in minority ethnic patients: the Ethnic - Echocardiographic Heart of England Screening Study (E-ECHOES).** P5422  
 – A. Shantsila, E. Shantsila, P.S. Gill, G. Y.H. Lip (Birmingham, UK)
- Non-compaction cardiomyopathy in explanted hearts: the Non-diagnosed cardiomyopathy.** P5423  
 – R. Lorca, M. Martin, B. Molina, J.J. R Reguero, E. Velasco, V. Leon, A. Alperi, I. Silva, C. Moris, J.L. R Lambert, A. Astudillo (Oviedo, ES)
- The presence of diabetes mellitus impedes the improvement of renal function after continuous-flow left ventricular assist device implantation.** P5424  
 – D. Nitta, T. Imamura, K. Kinugawa, E. Amiya, M. Hatano, O. Kinoshita, K. Nawata, M. Ono, I. Komuro (Tokyo and Toyama, JP)
- Heart failure in the elderly and predictions for the future: The AGES-Reykjavik Study.** P5425  
 – R. Danielsen, H. Einarsson, G. Thorgeirsson, T. Aspelund, V. Gudnason (Reykjavik, IS)
- Hemodynamic effects of continuous positive airway pressure in patients with acute heart failure.** P5426  
 – I. Battistoni, M. Marini, L. Angelini, M. Francioni, A. Gili, S. Moretti, G.P. Perna (Ancona, IT)
- The ratio of plasma branched-chain amino acids to aromatic amino acids level is a useful prognostic marker in acute decompensated heart failure patients.** P5427  
 – H. Hiraiwa, T. Okumura, T. Kondo, S. Aoki, T. Ichii, K. Furusawa, H. Mori, N. Kano, N. Watanabe, A. Sawamura, K. Fukaya, R. Morimoto, Y. Bando, T. Murohara (Nagoya, JP)
- Potential therapeutic opportunities deriving from the introduction of percutaneous treatment of functional mitral regurgitation in a heart transplant center.** P5428  
 – E. Resciniti, A. Berardini, E. Barbaresi, E. Biagini, F. Saia, L. Potena, G. Magnani, A. Russo, G. Marinelli, G. Frascaroli, A. Marzocchi, F. Grigioni, C. Rapezzi (Bologna, IT)
- Treatment of acute cardiac failure in the emergency department. Improve our practices? Data from the RESURCOR network.** P5429  
 – L. Belle, G. Courtiol, L. Lamboley, P. Debax, P. Pili, G. Deschanel, M. Latappy, J. Oberlin, A. Drouet, C. Ricard, C. Morvan, F.X. Ageron (Annecy, Grenoble, Sallanches and Chambéry, FR)
- CT-HF score: how to identify heart failure patients with low risk of coronary artery disease.** P5430  
 – M.M. Pries-Heje, R.B. Hasselbalch, T. Engstroem, A. Sandoe, M. Heitman, F. Pedersen, M. Schou, H. Mickley, H. Elming, R. Steffensen, L. Koeber, K.K. Iversen (Copenhagen, Odense, Roskilde and Hillerød, DK)
- Characteristics and outcome of methamphetamine induced cardiomyopathy.** P5431  
 – S. Schuerer, N. Majunke, C. Besler, M. Luck, K. Klingel, R. Kandolf, M. Sandri, N. Mangner, G. Schuler (Leipzig and Tübingen, DE)
- Drinking behavioral and hemodynamic responses to daily fluid restriction in chronic heart failure rats.** P5432  
 – C. Zheng, M. Li, T. Kawada, M. Sugimachi (Osaka, JP)
- Echocardiography and cardiopulmonary exercise testing in patients with diastolic heart failure: results from Aldo-DHF trial.** P5433  
 – R. Lindhorst, A. Bobenko, T. Trippel, K. Nolte, G. Hasenfuss, H.D. Duengen, G. Gelbrich, R. Wachter, B. Pieske, F. Edelmann (Berlin, Göttingen and Würzburg, DE)
- Impaired left ventricular diastolic function is a risk for cardioembolic stroke in patients with non-valvular atrial fibrillation.** P5434  
 – K. Shinouchi, H. Abe, Y. Iida, C. Toriyama, H. Inoue, H. Nishida, K. Yasumura, A. Idemoto, H. Miura, M. Koide, M. Date, Y. Ueda, Y. Koretsune, H. Kusuoka (Osaka, JP)
- Myeloperoxidase and urate in patients with heart failure and preserved ejection fraction.** P5435  
 – C. Hage, E. Michaelsson, B. Kull, T. Milotis, S. Eketjäll, C. Linde, E. Donal, J.C. Daubert, L.M. Gan, L.H. Lund (Stockholm and Gothenburg, SE; Rennes, FR)
- Left atrial changes in early stage of heart failure with preserved ejection fraction.** P5436  
 – I. Bytyci, P. Ibrahim, A. Batalli, M.Y. Henein, G. Bajraktari (Prishtina, XK; Umeå, SE)
- Clinical profiles and prognosis of different echocardiographic phenotypes of patients with heart failure and preserved ejection fraction.** P5437  
 – A. D'Antonio, E. Carluccio, P. Biagioli, C. Zuchi, A. Cardona, A. Mengoni, C. Riccini, G. Alunni, G. Ambrosio (Perugia, IT)
- Left atrial strain, capillary wedge pressure and responsivity to nitroprusside in patients candidate to heart transplantation.** P5438  
 – M. Cameli, M. Stricagnoli, F. Loiacono, E. Iardino, G.E. Mandoli, S. Lunghetti, F.M. Righini, A. Dokollari, S. Bernazzali, M. Maccherini, S. Mondillo (Siena, IT)



- Combined stress echocardiography and cardiopulmonary exercise testing in assessment of diastolic function in patients treated with bariatric surgery.** P5439  
 – I. Nedeljkovic, S. Polovina, M. Banovic, V. Giga, J. Stepanovic, A. Djordjevic Dikic, D. Radenkovic, D.J. Bajec, B. Beleslin, M. Nedeljkovic, M. Dobric, M. Petrovic, D. Micic (Belgrade, RS)
- Sex-specific role of endothelial-derived extracellular vesicles in heart failure with preserved ejection fraction.** P5440  
 – A. Gohar, R. Kievit, S. Van De Weg, M. Bots, G. Pasterkamp, F. Rutten, H. Den Ruijter (Utrecht, NL)
- Finerenone improves left ventricular diastolic, coronary and cardiac mitochondrial function in post-menopausal mice.** P5441  
 – A. Ouvrard-Pascaud, A. Ouvrard-Pascaud, A. Gueret, C. Crochemore, N. Harouki, V. Richard, C. Monteil, P. Kolkhof, P. Mulder (Rouen, FR; Wuppertal, DE)
- T1 mapping using a MOLLI sequence in patients with HFpEF: intrastudy reproducibility and comparison with normal controls.** P5442  
 – V. Vassiliou, H. Patel, A. Lota, T. Malley, B. Halliday, S. Selvendran, N. Aggarwal, A. Sri, S. Collins, E. Nyktari, C. Di Mario, D.J. Pennell, D. Auger, C.E. Raphael, S.K. Prasad (London, UK)
- Validation of exercise-induced elevation of pulmonary arterial wedge pressure (PAWP) as occult left ventricular diastolic dysfunction.** P5443  
 – S. Mizumi, A. Goda, H. Kikuchi, T. Inami, H. Ishiguro, T. Satoh, H. Yoshino (Tokyo, JP)
- Comparison with SERVE-HF trial about adaptive servo ventilation therapy for patients with heart failure and central sleep apnea.** P5444  
 – A. Umeiyama, N. Takama, M. Kurabayashi (Isesaki and Maebashi, JP)
- Characteristics of patients with heart failure with reduced ejection fraction and sleep disordered breathing based on SERVE-HF trial.** P5445  
 – H. Hasegawa, N. Takama, A. Umeiyama, T. Kato, M. Kurabayashi (Fukaya, Maebashi, Isesaki and Tomioka, JP)
- Clinical characteristics of a different heart failure class: recovered left ventricular ejection fraction.** P5446  
 – C. Diez-Lopez, J. Lupon, M. De Antonio, M. Domingo, E. Zamora, J. Santestanes, M.I. Troya, C. Diez-Quevedo, S. Altimir, B. Gonzalez, R. Cabanes, A. Ros, M. Boldo, P. Beroiz, A. Bayes-Genis (Badalona, ES)
- Does it matter which gene? A meta-analysis on genotype-phenotype association in dilated cardiomyopathy.** P5447  
 – E. Kayvanpour, A. Amr, F. Sedaghat-Hamedani, A. Lai, J. Haas, D. Holzer, K. Frese, A. Keller, K. Jensen, H. Katus, B. Meder (Heidelberg, DE)
- Remote device diagnostics with focus on thoracic impedance in patients hospitalized for significant worsening of heart failure.** P5448  
 – S.K.G. Maier, S. Paule, W. Jung, M.L. Koller, R. Ventura, A. Quesada, P. Bordachar, F.J. Garcia-Fernandez, B. Schumacher, K. Takizawa, K. Ando, K. Adachi, M. Shoda (Straubing, Berlin, Villingen-Schwenningen, Kaufbeuren, Bremen and Kaiserslautern, DE; Valencia and Burgos, ES; Bordeaux-Pessac, FR; Sendai, Kitakyushu, Akashi and Tokyo, JP)
- Significance of sarcopenia evaluation in acute decompensated heart failure: skeletal muscle mass index versus fat-free mass index.** P5449  
 – Y. Fujihara, K. Tsuchida, J. Hiroki, S. Kimura, R. Sakai, K. Nishida, N. Nakamura, A. Kashiwa, Y. Hosaka, K. Takahashi, H. Oda (Niigata, JP)
- Sustained increase in incidence of congestive heart failure after Japan tsunami disaster: a population based study 2011 - 2014.** P5450  
 – Y. Matsuura, F. Tanaka, O. Nishiyama, I. Goto, T. Ohsaki, M. Kawakami, Y. Koeda, K. Sakata, T. Onoda, M. Nakamura (Ofunato, Morioka, Ninohe, Kuji, Miyako and Kamaishi, JP)
- Device infection and survival of patients with biventricular devices.** P5451  
 – R. Ramirez Rodriguez, A. Ramirez Rodriguez, F. Melian Nuez, E. Hernandez Ortega, R. Gobin Sakhrani (Las Palmas de Gran Canaria, ES)
- Transitional pattern of sleep-disordered breathing between a recovering and stable phase in decompensated heart failure patients.** P5452  
 – T. Yamaguchi, Y. Takata, R. Asanuma, M. Goto, K. Kato, K. Shiina, Y. Usui, A. Yamashina (Tokyo and Ibaraki, JP)
- Prevalence and predictors of residual congestion assessed by bioimpedance vector analysis in patients with decompensated heart failure.** P5453  
 – B. Mamatov, A. Soloveva, S. Villevalde, Z. Kobalava (Moscow, RU)
- Detect latent carbohydrate metabolism disorders among hospitalized patients with chronic heart failure via oral glucose tolerance test.** P5454  
 – M. Duishenalieva, G.E. Osmankulova, S.S.H. Mamasaidova, A.M. Noruzbaeva (Bishkek, KG)
- Prognostic impact of blood urea nitrogen-to-creatinine ratio at hospitalization in patients with acute decompensated heart failure.** P5455  
 – A. Murata, T. Kasai, T. Kato, S. Suda, M. Hiki, H. Daida (Tokyo, JP)
- Effects of ivabradine on 6-minute walk test and quality of life in patients with previously implanted CRT-D.** P5456  
 – M.G. Kaya, I. Ates, A. Yavuz (Kayseri and Antalya, TR)
- Sepsis-induced myocardial dysfunction in the intensive care unit: experiences from a new york city underserved hospital.** P5457  
 – P. Christia, J. Miles, D. Goodman, I. Katsa, C. Wu, V. Chung, R. Faillace (New York, US)
- Pulmonary function in patients with heart failure and reduced ejection fraction during decompensation and under stable conditions.** P5458  
 – S. Brenner, P. Jung, M. Breunig, C. Morbach, G. Ertl, C.E. Angermann, S. Stork, F.H. Rutten, G. Guder (Würzburg, DE; Utrecht, NL)

- Return of the normal heart or return to amyloidosis? An update on cardiac amyloidosis.** P5459  
 – B.T. Fitzgerald, J. Bashford, J.J. Presneill, G.M. Scalia (Brisbane, AU)
- Short- and long-term mortality and heart failure hospital re-admissions among patients hospitalized for heart failure: a regional population-based investigation from Italy.** P5460  
 – A. Di Lenarda, G. Barbati, M. Russo, D. Radini, F. Humar, F. Ieva, S. Gioia, A. Scagnetto, G. Sinagra (Trieste and Milan, IT)
- Impact of PHQ-2 screening in outpatients with heart failure: A Multicenter prospective observational study.** P5461  
 – T. Suzuki, T. Shiga, K. Nishimura, A. Suzuki, J. Yamaguchi, Y. Minami, N. Serizawa, K. Kamishima, A. Ueno, K. Sato, H. Arashi, Y. Sashida, N. Hagiwara (Tokyo, JP)
- Non invasive evaluation of hemodynamic effects of continuous positive airway pressure in acute heart failure with right ventricular dysfunction. Safety and efficacy.** P5462  
 – I. Battistoni, M. Marini, L. Angelini, M. Francioni, A. Gili, S. Moretti, G.P. Perna (Ancona, IT)
- Significance of temporal change of nocturnal periodic leg movement during sleep after optimal treatment for decompensated heart failure.** P5463  
 – T. Yamaguchi, Y. Takata, M. Goto, R. Asanuma, K. Kato, K. Shiina, Y. Usui, A. Yamashina (Tokyo and Ibaraki, JP)
- Biomarkers of cardiovascular stress, fibrosis, damage, and inflammation in pediatric patients with heart failure: effects of ventricular assist device support.** P5464  
 – R. Ragusa, C. Prontera, A. Di Molfetta, M. Cabiati, S. Masotti, S. Storti, M. Cantinotti, G. Federico, S. Del Ry, A. Amodeo, M.G. Trivella, A. Clerico, C. Caselli (Pisa, Rome and Massa, IT)
- Association between novel biomarkers of cardiac fibrosis and renal function in patients with heart failure.** P5465  
 – E. Oikonomou, G. Siasos, S. Tsalamandris, C. Chrysohoou, A. Miliou, C. Mpiri, A. Antonopoulos, T. Zografos, M. Vavuranakis, D. Tousoulis (Athens, GR)
- EXPANDING CARDIAC REHABILITATION TO MORE PATIENTS**
- European Register on Cardiorehabilitation EuroCaReD (European Cardiac Rehabilitation Database): cardiovascular risk factors of Russian cohort.** P5466  
 – N. Pogosova, Y.U. Yufreva, O. Sokolova, I. Osipova, I. Ryamzina (Moscow, Barnaul and Perm, RU)
- Cost-utility analysis of cardiac rehabilitation after heart valve surgery versus usual care (the CopenHeartVR trial).** P5467  
 – T.B. Hansen, A.D. Zwisler, S.K. Berg, K.L. Sibillitz, L.C. Thygesen, J. Kjellberg, P. Doherty, N. Oldridge, R. Soegaard (Roskilde, Odense, Copenhagen and Aarhus, DK; York, UK; Milwaukee, US)
- What are patients profile that leave more often cardiac rehabilitation programs?** P5468  
 – R. Bravo Marques, R. Dalmau Gonzalez-Gallarza, P. Meras Colunga, A. Castro Conde, D. Hernandez Munoz, C. Vindel Martinez, H. Arranz Rodriguez, A. Araujo Avendano, M. Marin Santos, J.L. Lopez Sendon (Marbella and Madrid, ES)
- Barriers associated with non-participation of women in cardiac rehabilitation programs: a systematic review.** P5469  
 – D.M. Resurreccion Mena, E. Motrico, A. Rigabert-Junco, P. Moreno-Peral, S. Conejo-Ceron, M. Rubio-Valera, J.A. Mora, A.I. Martin-Gonzalez, M. Reina, J. Delgado, E. Otero, M.P. Gomez, P. Garcia-Hernandez, L. Pastor (Sevilla, Málaga, Barcelona, Cadiz and Granada, ES)
- The impact of metabolic syndrome on cardiac rehabilitation programs: prevalence and predictors.** P5470  
 – R. Dalmau, A. Castro, L. Hernandez, H. Arranz, A. Araujo, M. Marin, S. Espinosa, C. Vindel, V. Rial, P. Meras, O. Gonzalez Fernandez, J.L. Irazusta, R. Fernandez, J.L. Lopez Sendon (Madrid, ES)
- Rehabilitation parameters derived from cardiopulmonary exercise testing improve functional capacity in patients with coronary artery disease.** P5471  
 – N. Kumar, H. Behbahani, A. Shamim, I. Ngaira, K. Szeto, N. Kumar, S. Chaudhry (Whitby, CA; Atlanta, US)
- Return-to-work after an acute coronary syndrome treated by percutaneous coronary intervention and cardiac rehabilitation: long-term cohort evaluation.** P5472  
 – E. Barquero, O. Simon, K. Bailly, J. Patier, J. Mansourati (Roscoff and Brest, FR)
- Tissue Doppler Imaging predicts unsuccessful cardiac rehabilitation after coronary artery bypass grafting and surgical ventricular reconstruction.** P5473  
 – L. Iliuta (Bucharest, RO)
- Continuous quality improvement method can improve rate of early mobilization in patients after uncomplicated acute ST elevation myocardial infarction.** P5474  
 – W.C. Huang, C.C. Hung, J.S. Yang, K.R. Chiou, C.C. Cheng, F.Y. Kuo, K.L. Lin, C.H. Chiang, M.W. Ke, S.R. Wann, G.Y. Mar, P.L. Kang, C.P. Liu (Kaohsiung, TW)
- The effect of patient education and physical training on quality of life and physical exercise capacity in patients with paroxysmal or persistent atrial fibrillation - a randomized study.** P5475  
 – A.M. Joensen, L.T. Svendsen, T.K. Hojbjerg, A. Fjerbaek, J. Andreasen, M.B. Sottrup, S. Lundbye-Christensen, H. Vadmann, S. Riahi (Aalborg, DK)
- The presence of both anemia and chronic kidney disease is an independent determinant for reduced physical performance in heart failure.** P5476  
 – H. Shouzi, S. Katano, H. Mori, S. Honma, A. Tada, H. Komoriyama, K. Matsutani, S. Tokuhara, T. Ono, T. Saito (Kitami and Hokkaido, JP)
- Effects of neuromuscular electrical stimulation on functional status and quality of life in heart failure.** P5477  
 – L.M. Tomazi Neves, L.P. Cahalian, V.Z.M. Silva, M.L. Silva, R. Arena, N.I. Spielholz, G. Cipriano Junior (Belem and Brasilia, BR; Miami and Chicago, US)
- After acute coronary syndromes - who are we rehabilitating.** P5478  
 – G. Neves Pestana, A. Rocha, R. Pinto, M. Tavares-Silva, M. Braga, H. Nascimento, J.D. Rodrigues, V. Araujo, F. Parada, M.J. Maciel (Porto, PT)

- Do cardiac resynchronization and exercise training program influence inflammatory response in heart failure patients?** P5479  
 – I.R. Rodrigues, A. Abreu, P. Rio, L. Almeida Morais, G. Portugal, M. Mota Carmo, H. Santa Clara, V. Rodrigues, M. Oliveira, P. Silva Cunha, M. Afonso Nogueira, T. Pinheiro, R. Cruz Ferreira (Lisbon, PT)
- Safety and efficacy of exercise training in patients with acute heart failure. A randomized prospective controlled study.** P5480  
 – M.F. Oliveira, R.C. Santos, S.A. Artz, V.M.F. Mendez, E.B. Correia, I.I. Umeda, P.A. Sperandio, A.S. Ferraz (São Paulo, BR)
- Respiratory muscle trainings reduce insulin resistance and frequency of diabetes in patients with NYHA class III-IV heart failure and lean weight deficit.** P5481  
 – E.A. Kolesnikova, G.P. Arutyunov, O.I. Kostyukevich, A.K. Rylova, N.V. Rylova (Moscow, RU)
- Association between 6 minutes walking distance and mortality in patients with coronary artery disease and heart failure: a meta-analysis of cohort studies.** P5482  
 – S. Yamamoto, T. Yamaga, Y. Sakai, T. Ishida, S. Nakasone, M. Ohira, F. Yajima, S. Yamazaki, S. Higuchi, E. Ota, R. Mori, U. Ikeda (Matsumoto and Tokyo, JP)
- Validation of a scale to assess patients' comprehension of frequently-used cardiology terminology: the cardiac TERM scale in brazilian-portuguese.** P5483  
 – G. Ghisi, R.Z. Dos Santos, R.R. Britto, C.D.B. Bonin, T.C. Servio, L.F. Schmidt, M. Benetti, S.L. Grace (Toronto, CA; Florianopolis and Belo Horizonte, BR)
- Robot-assisted gait training improves arterial stiffness and functional recovery in subacute stroke patients.** P5484  
 – E.Y. Han, S.H. Im, B.R. Kim, M.J. Seo (Jejusi and Seongnam, KR)
- Arterial hypertension in patients after acute coronary syndrome may determine effects of cardiac rehabilitation on endothelial function (Forever study).** P5485  
 – U.I. Cieslik-Guerra, M. Kaminski, R. Kotas, E. Trzos, J.D. Kasprzak, T. Rechcinski, B. Uznanska-Loch, M. Kurpesa (Lodz, PL)
- IMPROVING SUPPORT FOR PATIENTS WITH CARDIOVASCULAR DISEASE**
- User embracement vs. technology based distance learning in therapy adherence in arterial hypertension.** P5486  
 – G. Guerra, C.L. Wen, M. Vieira, I.R.B. Fistarol, M.H. Tsunemi, D.M.A. Giorgi, V. Hong, R.A. Motta, I.S.G. Kowalski, J.C. De Oliveira, F.M. Consolim-Colombo, H.F. Lopes, L.A. Bortolotto (São Paulo, BR; Cidade do Porto, PT)
- Insomnia and the closing sound from mechanical heart valves.** P5487  
 – K. Oterhals, R. Haaverstad, J.E. Nordrehaug, G.E. Eide, T.M. Norekval (Bergen and Stavanger, NO)
- Patient characteristics and perceived self-efficacy in adult patients with congenital heart disease.** P5488  
 – C. Thomet, M. Schwerzmann, E. Oechslin, A. Kovacs (Bern, CH; Toronto, CA)
- Quality of life and burden among family caregivers of patients after left ventricular assist device implantation in Japan.** P5489  
 – N. Kato, I. Okada, Y. Kagami, D. Nitta, T. Imamura, O. Kinoshita, M. Hatano, M. Endo, A. Stromberg, K. Nawata, T. Jaarsma, M. Ono, K. Kinugawa (Linköping, SE; Tokyo and Toyama, JP)
- An evaluation of patient-proxy concordance in depression assessments of cardiovascular patients.** P5490  
 – D.L. Hare, L. Yau, I. Catrice, L. Young, J. Miller, K. Greening, G. Flaks, C. Wasser, R. Yates, D. Ignacio, F. Ha, S.R. Toukhsati (Melbourne, AU)
- Electrocardiogram interpretation at first medical contact in asymptomatic patients: The tip of the iceberg.** P5491  
 – J.C. Gomez Polo, J. Higuera Nafria, P. Martinez Losas, M.V. Canadas Godoy, J. Palacios Rubio, J.P. Vilchez Tschischke, V. Ruiz Pizarro, C. Espejo Paeres, C. Olmos Blanco, R. Bover Freire, J.J. Gonzalez Ferrer, N. Perez Castellanos, J. Perez-Villacastin (Madrid, ES)
- Group-based trajectories of quality of life and their associated factors in patients undergoing coronary artery bypass surgeries: a longitudinal study in Taiwan.** P5492  
 – M.F. Tsai, T.Y. Huang, D.K. Moser, P.O. Yuan (Taoyuan and Hsin-Chu, TW; Lexington and Kentucky, US)
- Effect of socioeconomic status on the rehospitalization of patients undergoing primary percutaneous coronary intervention.** P5493  
 – S. Romani, F. Sgura, A. Borghi, S. Kaleci, F. Trombara, D. Monopoli, R. Rossi, G. Boriani (Modena, IT)
- Early adopters of a free-access cardiovascular prevention program in a multiethnic community in north Italy.** P5494  
 – J.P. Werba, L. Vigo, A. Bonomi, N. Simonelli, M.G. Girolì, M. Amato, A. Gorini, F. Veglia, E. Tremoli (Milan, IT)
- Cardiology advances - mastering the art of innovation through the study of health economics.** P5495  
 – A. Kaura, A. Bakhai (London, UK)
- Time of arrival at hospital impacts time to treatment of the patients with ST segment elevation myocardial infarction.** P5496  
 – Y. Mizuguchi, A. Takahashi, S. Hashimoto, T. Yamada, N. Taniguchi, S. Nakajima, T. Hata (Kobe, JP)
- Cost-effectiveness analysis of patient self-testing therapy of oral anticoagulation in Thailand.** P5497  
 – S. Kantito, N. Chaiyakunapruk, S. Saokaew, S. Yamwong, P. Vathesatogkit, W. Katekao, P. Sritara (Bangkok and Phayao, TH; Bandar Sunway, MY)
- Healthcare cost of patients presenting with peripheral artery disease (PAD): an analysis using a claims database in France.** P5498  
 – A. Bura Riviere, S. Bouee, C. Laurendeau, J. Gournelen, F. Thomas-Delecourt (Toulouse, Bourg-la-Reine, Villejuif and Rueil-Malmaison, FR)
- Socioeconomic level: is it important?** P5499  
 – R. Costa Rodrigues, M. Neto, A. Correia, J. Monteiro, G. Serrao, S. Gomes, N. Santos, B. Silva, G. Caires, A. Pereira, D. Pereira (Funchal, PT)

- Development of a cardiology self-efficacy scale (SES-C) in a cohort of familial hypercholesterolaemia patients, undergoing an active molecular cascade-screening program: one pilot study.** P5500  
 – A.C. Souto, A.C. Pereira, C.E. Jannes, J.E. Krieger, R.D. Santos (São Paulo, BR)
- Atheromatosis and peripheral vessel functional status: a peritoneal dialysis versus hemodialysis patients mismatch.** P5501  
 – A. Angelis, K. Aggeli, V. Kakiouzi, I. Felekos, M. Abdelrasoul, M. Haviaras, K. Toutouzias, E. Tsiamis, D. Tousoulis (Athens, GR)
- PREVENTION AND MANAGEMENT ACROSS THE WORLD**
- Increased smoking and drinking exposure is associated with increased arterial stiffness in teenagers.** P5502  
 – M. Charakida, F. Dangardt, A. Rapala, G. Georgiopoulos, S. Chiesa, N. Papageorgiou, H. Nguyen, G. Davey-Smith, D.A. Lawlor, J.E. Deanfield (London and Bristol, UK; Athens, GR)
- Comprehensive metabolic profiling of alcohol consumption in 9778 young adults.** P5503  
 – P. Wurtz, S. Cook, Q. Wang, A.J. Kangas, P. Soininen, T. Lehtimäki, V. Salomaa, M.R. Jarvelin, O.T. Raitakari, D.A. Leon, M. Ala-Korpela (Oulu, Tampere, Helsinki and Turku, FI; London, UK)
- Trends in mortality of congenital heart disease in Brazil.** P5504  
 – H.G. Moreira, L.M.Y. Longo, M.S. Miranda, T.B. Rocha (Anapolis, BR)
- Poor cardiovascular health as a risk marker for excessive daytime sleepiness: the Paris prospective study 3.** P5505  
 – Q. Lisan, P. Boutouyrie, B. Gaye, M. Tafflet, F. Thomas, C. Guibout, M.C. Perier, P. Bonfils, B. Pannier, X. Jouven, J.P. Empana (Paris, FR)
- Anxious symptomatology as a predictor of re-admission following an acute coronary syndrome event; what we may miss when following clinical pathways.** P5506  
 – C.M. Norris, E.D. Hardwicke-Brown, L. Hartland, F. Ko, S. McClelland, A. Norris, F. Rajhani (Edmonton and Calgary, CA)
- Trends in heart failure hospitalizations and mortality rates in Brazil, 2008-2014.** P5507  
 – H.G. Moreira, A.P.M. Reis, P.C.V. Almeida Filho, A. Afiune Neto (Anapolis, BR)
- The effects of alcohol and tobacco price increases on premature CVD mortality in Kazakhstan in 2007-2013.** P5508  
 – K. Davletov, S. Berkinbaev, F. Ibragimova, E. Chernokurova, B. Amirov (Almaty, KZ)
- Trends in long-term prognosis of acute coronary syndrome (ACS).** P5509  
 – M.K. Piironen, O. Ukkola, H.V. Huikuri, A.S. Havulinna, H. Koukkunen, J. Mustonen, M. Ketonen, J. Airaksinen, Y.A. Kesaniemi, V. Salomaa (Oulu, Helsinki, Kuopio, Joensuu and Turku, FI)
- Differences in age and outcomes of aboriginal and non-aboriginal Australians presenting with acute myocardial infarction.** P5510  
 – A.J. Davies, A. Boyle (Newcastle-upon-Tyne, AU)
- Delivery at advanced age might protect the later life cardiovascular disease.** P5511  
 – M.-J. Kim, H.O. Jung, H.W. Yim, H.K. Jeon, D.S. Jeon (Incheon, Seoul and Uijeongbu, KR)
- Prevalence of heart failure and quality of heart failure care in patients with coronary artery disease: results from the German EuroAspire IV cohort.** P5512  
 – C. Morbach, M. Wagner, M. Oezkur, S. Guentner, C. Malsch, D. Wood, K. Kotseva, P.U. Heuschmann, S. Stoerk (Würzburg, DE; London, UK)
- Independent predictors of effective blood pressure control in 43,647 hypertensive subjects on drug treatment in Brazil.** P5513  
 – F.F. Costa Filho, A. Avezum, A. Timerman, G.B.F. Oliveira, I.M.F. Pinto, J.F.K. Saraiva, C.C. Magalhaes, A.J.C. Mattos, D.M. Mota, H.C.C. Souza, A.G.M.R. Sousa (São Paulo and Campinas, BR)
- Impact of national cardiac, cardiac surgery and intensive care conferences on cardiovascular mortality in Germany.** P5514  
 – A. Schlitt, F. Hantke, O. Kuss (Bad Suderode and Düsseldorf, DE; Basel, CH)
- Propensity matched analysis for prognosis of outpatients with heart failure treated by internists or cardiologists.** P5515  
 – J. Alvarez-Garcia, P. Salamanca-Bautista, A. Ferrero-Gregori, M. Montero Perez-Barquero, T. Puig, O. Aramburu-Bodas, R. Vazquez, F. Formiga, J. Delgado, J.L. Arias-Jimenez, M. Vives-Borras, J.M. Cerquero-Gonzalez, L. Manzano, J. Cinca (Barcelona, Seville, Córdoba, Cadiz, Madrid and Lugo, ES)
- Constructing a nation wide AMI program for Colombia utilizing innovative and cost-effective telemedicine platforms.** P5516  
 – S. Mehta, A. Ferre, D. Parra, R. Botelho, F. Fernandez, R. Vega, F. Bojanini, J. Corral, A. Bula, P. Yopez, M. Castillo (Miami, US)
- Waist circumference and systolic blood pressure: predictors of left ventricular hypertrophy in healthy subjects.** P5517  
 – H. Sekiguchi, K. Shimamoto, M. Kawana, N. Hagiwara (Tokyo, JP)
- Prevalence of echocardiographic abnormalities in self-presenting members of a rural community in Kyrgyzstan.** P5518  
 – A.J. Barron, T. Ajjigitov, A. Baltabaeva (London, UK; Batken, KG)
- Alcohol consumption and presence of coronary artery disease.** P5519  
 – J. Karady, B. Szilveszter, Z.D. Drobni, M. Kolossvary, D. Danicska, G. Marosi, A. Bartykowszki, A.L. Jermendy, M. Karolyi, A. Panajotu, Z. Bagyura, B. Merkely, P. Maurovich-Horvat (Budapest, HU)
- Correlation between socioeconomic status and cardiovascular risk factors distribution.** P5520  
 – P. Nadrowski, K. Kozakiewicz, E. Podolecka, A. Pajak, W. Drygas, W. Bielecki, M. Kwasniewska, A. Tykarski, T. Zdrojewski, M. Skrzypek, W. Wojakowski (Katowice, Krakow, Warsaw, Lodz, Poznan and Gdansk, PL)

- Impact of stock market volatility on mortality and cardiovascular events.** P5521  
 – J. Yap, A. Earnest, V. Lee, G. Sng, C.S.P. Lam, K.K. Yeo (Singapore, SG)
- Ethnic disparities between Japanese and British atrial fibrillation patients with previous stroke: Comparative analysis from the Fushimi and Darlington Atrial Fibrillation Registries.** P5522  
 – H. Ogawa, K. Senoo, Y. An, A. Shantsila, E. Shantsila, D.A. Lane, A. Wolff, M. Akao, G.Y.H. Lip (Birmingham and Darlington, UK; Kyoto, JP)
- VALVULAR DISEASE**
- The obesity paradox in patients undergoing transcatheter aortic valve implantation.** P5523  
 – N. Mangner, F. Woitek, R. Hoellriegel, S. Haussig, F. Schlotter, G. Stachel, A. Lindner, S. Leontyev, D. Holzhey, F.W. Mohr, G. Schuler, A. Linke (Leipzig, DE)
- Lower trans-aortic flow rate is associated with increased cardiovascular and all-cause mortality in aortic valve stenosis.** P5524  
 – S. Saeed, R. Senior, N.S. Chahal, D. Cramariuc, J.B. Chambers, T.R. Pedersen, M.T. Lonnebakken, E. Gerdts (Bergen and Oslo, NO; London, UK)
- High sensitivity troponin T plasma levels predict postoperative survival in patients with severe aortic stenosis undergoing valve implantation.** P5525  
 – F. Barbieri, S. Dobner, A. Adukauskaite, P. Steidl, E.S. Thiel, B. Pfeifer, G.M. Feuchtner, J. Hofheld, S. Mueller, W. Dichtl (Innsbruck, AT)
- Quality of life in high risk patients with severe aortic stenosis treated either with AVR or TAVI.** P5526  
 – C. Ciuca, S. Ferrari, D. Fortuna, S. Salizzoni, V. Guiducci, D. Gabbieri, C. Grossi, M.R. Conte, R. Violini, L. Dozza, C. Caruso, L. Vecchio Verderame, R. Chattat, R. De Palma, F. Saia (Bologna, Turin, Reggio Emilia, Modena, Cuneo, Rome, Cotignola, Catania and Palermo, IT)
- Higher left ventricular mass-stress-heart rate product is associated with increased cardiovascular morbidity and mortality in aortic valve stenosis.** P5527  
 – E. Gerdts, H.B. Midtboe, D. Cramariuc, A.B. Rosseboe, J.B. Chambers, T.R. Pedersen, M.T. Lonnebakken, R.B. Devereux (Bergen and Oslo, NO; London, UK; New York, US)
- Baseline characteristics and outcomes after a transcatheter aortic valve implantation in patients with or without prior balloon aortic valvuloplasty: insights from the FRANCE 2 registry.** P5528  
 – L. Biere, A. Durfort, O. Fouquet, P. Leprince, K. Chevreul, A. Prat, M. Lievre, P. Donzeau-Gouge, J. Fajadet, E. Teiger, H. Eltchaninoff, B. lung, A. Leguerrier, M. Gilard, A. Furber (Angers, Paris, Lille, Lyon, Massy, Toulouse, Créteil, Rouen, Rennes and Brest, FR)
- Additive value of transesophageal echocardiography and computed tomography for accurate diagnosis of bicuspid aortic valve.** P5529  
 – S.H. Kang, Y.N. Kim, J.S. Bae, C.H. Lee, M.S. Cho, B.J. Bae, H.N. Choi, S.M. Lee, J.Y. Jang, D.H. Kim, J.M. Song, D.H. Kang, J.K. Song (Seoul, KR)
- Aortic stenosis severity reclassification using the LVOT-independent stroke volume identifies a distinct group of patients with improved outcome after early aortic valve replacement.** P5530  
 – Y.J. Mo, G. Van Camp, G. Di Gioia, E. Barbato, T. Ondrus, B. De Bruyne, M. Penicka (Aalst, BE)
- Impact of B-type natriuretic peptide levels on occurrence of acute kidney injury in patients treated with transcatheter aortic valve implantation for severe aortic stenosis.** P5531  
 – S. Haussig, N. Mangner, F. Woitek, J. Wilde, F. Schlotter, A. Lindner, G. Stachel, S. Leontyev, D. Holzhey, F.W. Mohr, G. Schuler, A. Linke (Leipzig, DE)
- Minimally invasive aortic valve replacement via right mini-thoracotomy: single center experience.** P5532  
 – M. Del Giglio, S. Calvi, M. Panzavolta, D. Magnano, J. Zulueta, M. Salomone, A. Tripodi, E. Mikus (Cotignola, IT)
- Systolic aortic regurgitation: prevalence, mechanism, and prognostic significance.** P5533  
 – R. Ghashghaei, A. Sabet, O. Yousefian, A. Demaria (San Diego and Los Angeles, US)
- Emergency venoarterial extracorporeal hemodynamic support for life-threatening complications in transcatheter aortic valve implantation: incidence, outcome and temporal trends.** P5534  
 – T. Trenkwalder, C. Pellegrini, A. Holzamer, A. Philipp, H. Schunkert, A. Kastrati, M. Hilker, C. Hengstenberg, O. Husser (Munich and Regensburg, DE)
- Next generation transcatheter heart valves improve clinical outcomes in patients undergoing transcatheter aortic valve implantation.** P5535  
 – J.M. Sinning, A. Stundl, A. Sedaghat, S. Pingel, M. Weber, V. Adenauer, F. Mellert, W. Schiller, C. Hammerstingl, A. Welz, E. Grube, N. Werner, G. Nickenig (Bonn, DE)
- Aorto-mitral continuity calcification predicts new pacemaker insertion and new atrial fibrillation in patients undergoing transcatheter aortic valve implantation.** P5536  
 – M. Spaziano, F. Sawaya, A. Roy, A. Nylon, N. Piazza, T. Hovasse, H. Benamer, T. Untersee, P. Garot, T. Lefevre, B. Chevalier (Massy, FR; Montreal, CA)
- Five year all-cause mortality and dual anti-platelet therapy after transcatheter aortic valve implantation.** P5537  
 – V.M. Vavuranakis, M. Lavda, P.T. Papaioannou, K.-A.M. Kolokathis, K.K. Kalogeras, V.D. Vrachatis, S.G. Siasos, K.M. Kariori, B.E. Bei, T.D. Tousoulis (Athens, GR)
- Analysis of pre-procedure weight trajectory on survival outcomes in patients undergoing transcatheter aortic valve implantation.** P5538  
 – R. De Palma, J. Invarsson, K. Feldt, N. Saleh, A. Ruck, R. Linden, M. Settgren (Stockholm, SE)
- Effects of mechanical ventilation on heart geometry and mitral valve leaflet coaptation during percutaneous edge-to-edge mitral valve repair (PMVR).** P5539  
 – J. Patzelt, Y. Zhang, P. Seizer, H. Magunia, A. Henning, M. Haap, R. Riessen, T. Walker, C. Schlensak, C. Grasshoff, D.I. Simon, P. Rosenberger, J. Schreieck, M. Gawaz, H.F. Langer (Tübingen, DE; Cleveland, US)

- Left atrial dilation effect mitral regurgitation in relation to increasing mitral annulus sphericity in patients with lone atrial fibrillation.** P5540  
 – Y. Izumi, M. Yoshikawa, K. Hagiwara, A. Yoshinaga, Y. Tokita, Y. Miyauchi, H. Hiroshi, W. Shimizu (Tokyo, JP)
- Prediction of post-operative left ventricular dysfunction in patients with severe mitral regurgitation.** P5541  
 – M. Laufer Perl, Y. Topilsky, S. Biner, Y. Ben Gal (Tel Aviv, IL)
- Impact of interventional edge-to-edge repair with the MitraClip system on mitral valve geometry: Long-term results from a prospective single centre study.** P5542  
 – R. Schueler, C. Oeztuerk, M. Weber, A. Welz, N. Werner, G. Nickenig, C. Hammerstingl (Bonn, DE)
- Effect of mitral stenosis and residual mitral regurgitation on long-term outcome in the patients treated with MitraClip device.** P5543  
 – A. Isotani, T. Schau, M. Neuss, M. Schoepp, C. Butter (Bernau bei Berlin, DE)
- High sensitive troponin T is the strongest biomarker in predicting outcome after percutaneous mitral valve repair.** P5544  
 – J.F. Velu, B.J. Bouma, J. Baan Jr (Amsterdam, NL)
- Short and long-term outcomes of percutaneous mitral balloon commissurotomy in patients with rheumatic mitral stenosis and atrial fibrillation.** P5545  
 – S. Charfeddine, L. Abid, F. Triki, A. Siala, M. Hentati, D. Abid, S. Kammoun (Sfax, TN)
- Long-term prognosis and its predictors of severe isolated tricuspid regurgitation associated with atrial fibrillation without structural heart diseases.** P5546  
 – C. Izumi, Y. Takahashi, M. Miyake, M. Amano, H. Matsutani, K. Kuwano, S. Hashiwada, S. Nishimura, N. Onishi, Y. Tamaki, S. Enomoto, H. Kondo, T. Tamura, K. Kaitani, Y. Nakagawa (Tenri, JP)
- The prevalence of valvular heart disease in community patients with suspected heart failure.** P5547  
 – A. Marciniak, K. Glover, N. Shanmugam, R. Sharma (London and Southsea, UK)
- Multidetector computed tomography parameters as predictors of improvement of mitral regurgitation after transcatheter aortic valve replacement. A multicentre study.** P5548  
 – C. Cortes, I.J. Amat Santos, L. Nombela-Franco, A.J. Munoz-Garcia, E. Gutierrez-Ibanes, J.M. De La Torre, J.G. Cordoba-Soriano, A. Gonzalez-Mansilla, J.G. Ruano, J. Tobar, F. Islas, A. Revilla, A. Puerto, I. Gomez, J.A. San Roman (Valladolid, Madrid, Málaga, Santander and Albacete, ES)
- Echocardiographic and angiographic assessment of paravalvular regurgitation after TAVI: optimizing inter-technique reproducibility.** P5549  
 – M. Abdelghani, H. Tateishi, E. Spitzer, J.G. Tijssen, R.J. De Winter, O.I.I. Soliman, R.T. Hahn, P.W. Serruys (Amsterdam and Rotterdam, NL; New York, US; London, UK)
- PULMONARY CIRCULATION IMAGING**
- Mid-term effect of balloon pulmonary angioplasty on hemodynamics and subclinical myocardial damage in chronic thromboembolic pulmonary hypertension patients.** P5550  
 – M. Kimura, T. Kohno, T. Kawakami, M. Kataoka, T. Inohara, T. Tsugu, M. Murata, Y. Maekawa, K. Fukuda (Tokyo, JP)
- B3 adrenoreceptor stimulation reduces pulmonary artery smooth muscle cell proliferation in experimental chronic pulmonary hypertension.** P5551  
 – F. Sierra, D. Sanz-Rosa, E. Santiago, I. Garcia-Lunar, D. Pereda, V. Fuster, B. Ibanez, A. Garcia-Alvarez (Madrid and Barcelona, ES)
- The glucagon-like peptide-1 receptor agonist ameliorates hypoxia induced pulmonary hypertension in mice model.** P5552  
 – J. Honda, T. Kimura, S. Sakai, S. Honma, T. Miyauchi, K. Aonuma (Tsukuba, JP)
- Magnetic resonance characterization of cardiac adaptation and myocardial fibrosis in pulmonary hypertension secondary to systemic-to-pulmonary shunt.** P5553  
 – D. Pereda, I. Garcia-Lunar, F. Sierra, D. Sanchez-Quintana, E. Santiago, J. Sanchez-Gonzalez, V. Fuster, B. Ibanez, A. Garcia-Alvarez (Madrid, Badajoz and Barcelona, ES)
- Difference in prevalence and clinical outcome of atrial fibrillation in patients with pre-capillary and combined post- and pre-capillary pulmonary hypertension.** P5554  
 – S. Havranek, D. Ambroz, Z. Fingrova, P. Jansa, R. Votavova, J. Lindner, J. Kunstyr, M. Aschermann, A. Linhart (Prague, CZ)
- Gender-based outcomes in primary pulmonary hypertension: Analysis of 8,651 hospitalizations (Nationwide Inpatient Sample, 2008-2012).** P5555  
 – S. Mallikethi-Reddy, A. Briasoulis, K. Jagadeesh, R. Brook, L. Afonso, M. Rubenfire, C. Grines (Detroit and Ann Arbor, US)
- Predisposing factors of pulmonary artery aneurysm in pulmonary hypertension.** P5556  
 – B. Akdeniz, E. Ozpelit, M. Baris, K.C. Tertemiz, N. Baris, M. Birlik, C. Sevinc (Izmir, TR)
- A simplified echo-score for the diagnosis of pulmonary vascular disease.** P5557  
 – M. D'Alto, E. Romeo, P. Argiento, A. Pavelescu, G.M. Di Marco, A. Correr, A. Mattered, B. Sarubbi, M.G. Russo, R. Naeije (Naples, IT; Bruxelles, BE)
- Persistent alterations in pulmonary arterial compliance after heart transplantation in heart failure patients with elevated diastolic transpulmonary pressure gradient.** P5558  
 – S. Ghio, P.L. Temporelli, S. Guida, R. Totaro, A. Bulgarelli, G. Maggi, M. Boffini, M. Rinaldi, C. Raineri, L. Scelsi, L. Oltrona Visconti, R. Naeije (Pavia, Veruno and Turin, IT; Brussels, BE)
- The induction of mild hypothermia increases pulmonary vascular resistance in healthy pigs.** P5559  
 – A. Alogna, M. Manninger, B. Zirngast, J. Verderber, D. Zweiker, M. Schwarzl, P. Steendijk, H. Maechler, B. Pieske, H. Post (Berlin and Hamburg, DE; Graz, AT; Leiden, NL)

- Systemic ventricular-arterial coupling and interventricular interaction in isolated post-capillary and combined pre- and post-capillary pulmonary hypertension in severe mitral stenosis.** P5560  
 – A.I. Nagy, A. Manouras, A. Vankateshvaran, S.C. Sola, S.C. Govind, P.K. Dash, L. Lund, B. Merkely (Budapest, HU; Stockholm, SE; Bangalore, IN)
- Computed tomography for detection of complications of balloon pulmonary angioplasty in patients with chronic thromboembolic pulmonary hypertension.** P5561  
 – N. Ikeda, S. Kubota, T. Okazaki, H. Hara, Y. Hiroi (Tokyo, JP)
- Usefulness of novel indices for quantification of the severity of chronic thromboembolic pulmonary hypertension using right ventricular myocardial perfusion and fatty acid metabolism planar imaging.** P5562  
 – K. Kato, H. Miyauchi, T. Imori, K. Sawada, Y. Kuwabara, S. Sakao, K. Tatsumi, Y. Kobayashi (Chiba, JP)
- Pulmonary wave intensity analysis parameters correlate with ventriculo-arterial coupling in patients with or without pulmonary hypertension.** P5563  
 – K. Wustmann, J.E. Davies, F. Borgia, W. Li, P. Kilner, M. Gatzoulis, K. Dimopoulos (Bern, CH; London, UK)
- CARDIOMYOPATHY**
- Genetic anticipation and a special form of sudden cardiac death in a pedigree of hypertrophic cardiomyopathy.** P5564  
 – X.Y. Guo, C.M. Fan, M. Wang, C. Cai, Y.J. Yang, S.H. Zhao, F.J. Duan, Y.S. Li (Beijing, CN)
- Burden of disease and clinical characteristics of an AL amyloidosis disease population with and without cardiac involvement.** P5565  
 – K. McCausland, M. Bayliss, M.K. White, S. Guthrie (Lincoln and South San Francisco, US)
- The evolution of left ventricular systolic function in patients with recently diagnosed dilated cardiomyopathy of unknown aetiology: 2-year follow-up.** P5566  
 – J. Podzimekova, P. Kuchynka, B.A. Danek, J. Marek, A. Linhart, T. Palecek (Prague, CZ)
- Fibrosis of extracellular matrix is inversely related with left ventricular volumes in dilated cardiomyopathy.** P5567  
 – P. Rubis, S. Wisniewska-Smialek, L. Rudnicka-Sosin, B. Biernacka-Fijalkowska, E. Dzwiecka, P. Faltyń, A. Karabinowska, L. Khachatryan, A. Kozanecki, P. Podolec (Krakow, PL)
- Endomyocardial fibrosis: a case-control study in rural Mozambique.** P5568  
 – M. Mirabel, M. Lachaud, M. Tafflet, C. Lachaud, E. Marijon, D. Sidi, X. Jouven, B. Ferreira (Paris, FR; Maputo, MZ)
- Prevalence of fabry disease in patients with hypertrophic cardiomyopathy.** P5569  
 – O. Azevedo, N. Marques, L. Reis, A. Gomes, L. Abreu, K. Domingues, R. Santos, S. Leao, B. Picarra, R. Lima, R. Faria, C. Fonseca, N. Sousa, D. Cunha (Guimaraes, Faro, Coimbra, Almada, Viseu, Santarem, Penafiel, Vila-Real, Évora, Viana do Castelo, Vila Nova de Gaia and Braga, PT)
- Immune adsorption improves endothelial function and reduces circulating antiendothelial cell autoantibodies in patients with dilated cardiomyopathy.** P5570  
 – F. Spillmann, S. Van Linthout, K. Miteva, C. Lingemann, M. Toelle, M. Schuchardt-Toelle, M. Seguso, N. Gallo, B. Pieske, A. L.P. Caforio, U. Kuehl, C. Tschoepe (Berlin, DE; Padua, IT)
- MicroRNA-21 gene expression levels in peripheral monocytes reflect myocardial damage in acute myocarditis.** P5571  
 – M. Marketou, J. Konstantinou, J. Kontaraki, F. Parthenakis, H. Nakou, M. Touloupaki, G. Kochiadakis, G. Logakis, D. Vougia, A. Patrianakos, S. Maragkoudakis, P. Vardas (Heraklion, GR)
- MicroRNAs differential gene expression in peripheral blood mononuclear cells from patients with acute myocarditis.** P5572  
 – M. Marketou, J. Kontaraki, J. Konstantinou, F. Parthenakis, H. Nakou, M. Touloupaki, G. Kochiadakis, J. Logakis, D. Vougia, P. Vardas (Heraklion, GR)
- Sex and age differences in occurrence of myocarditis among pediatric population: a population based study.** P5573  
 – V. Kytö, A. Arola, J. Sipilä, E. Pikkarainen, J. Pykari, P. Rautava (Turku, Finland and Joensuu, FI)
- Prognostic value of the infarct- and non-infarct like patterns and cardiovascular magnetic resonance parameters on long-term outcome of patients after acute myocarditis.** P5574  
 – H.C. Chopra, D.A. Arangalage, C.B. Bouleti, S.Z. Zarka, F.F. Fayard, S.C. Chillon, J.P.L. Laissy, P.G.S. Steg, A.V. Vahanian, P.O. Ou (Paris, FR)
- MIRNA-dependent susceptibility in experimental autoimmune myocarditis.** P5575  
 – M. Bockstahler, A. Fischer, A.-M. Mueller, R. Oettl, H. Katus, Z. Kaya (Heidelberg, DE)
- Role of endomyocardial biopsy in detection of the non-ischemic cause of the left ventricular dysfunction.** P5576  
 – R. Aiglova, M. Taborsky, T. Tichý (Olomouc, CZ)
- Ethyl pyruvate attenuated coxsackievirus B3-induced acute myocarditis by inhibition of HMGB1/RAGE/NF-Kappa B pathway.** P5577  
 – R.Z. Chen, Y.Z. Yu, Y. Yu, M. Liu, P. Yu, G.J. Liu, Y.X. Liu, B.Y. Liu, Y.G. Su, H. Jiang, Y.Z. Zou, J.B. Ge (Shanghai, CN)
- Speckle tracking imaging in suspected acute myocarditis.** P5578  
 – A. Cerne, P. Berden (Ljubljana, SI)
- Global myocardial mechanics with 2 and 3-Dimensional cardiovascular magnetic resonance feature tracking in patients with myocarditis.** P5579  
 – R. Hinojar, B. Berlot, C. Lozano, C. Arias, A. Esteban, M.A. Fernandez Mendez, A. Megias, A. Gonzalez-Gomez, A. Garcia, G. Alonso, A. Marco, E. Casas, J.J. Jimenez Nacher, J.L. Zamorano, C. Fernandez-Golfín (Madrid, ES)
- Diagnostic value of NT-proBNP for early detection of diastolic dysfunction in Chagas cardiomyopathy in non-endemic areas.** P5580  
 – P. Meras Colunga, V. Rial, E. Trigo, F.J. Irazusta, O. Gonzalez, A.M. Iniesta, I. Ponz, M. Moreno, J.L. Lopez-Sendon, E. Refoyo (Madrid, ES)

CONGENITAL HEART DISEASE

- Association of maternal and paternal HLA-DRB1 \* with congenital septal defects in their children.** P5581  
 – V. Kashtalap, A.V. Shabaldin, O.L. Barbarash (Kemerovo, RU)
- Efficacy of rosuvastatin in children and adolescents with homozygous familial hypercholesterolemia (HoFH).** P5582  
 – J.J.P. Kastelein, J.S. Raichlen, S.C. Carlsson, J.W. Blasetto, M. Sunden, E.A. Stein (Amsterdam, NL; Gaithersburg, Wilmington and Cincinnati, US; Mölndal, SE)
- In vivo tissue-engineered, autologous Biotube vascular grafts could grow in a canine model.** P5583  
 – Y. Nakayama, M. Furukoshi (Suita, JP)
- Cardiac function in pregnant patients with previous exposure to cardiotoxic chemotherapy.** P5584  
 – R. Ahmed, A. Kempny, F. Walker (London, UK)
- Alterations in cardiac morphology and function in pregnancy and their association with cardiovascular biomarkers.** P5585  
 – T. Umazume, S. Yamada, T. Yamada, T. Hayashi, D. Murai, H. Iwano, H. Tsutsui, H. Minakami (Sapporo, JP)
- Outcome of pregnancy in egyptian women with prosthetic heart valves.** P5586  
 – A. Gohar, S. Wagdy, A. Albadawy Mohamed, M. Hassanain (Alexandria, EG)
- Pregnancy in women after transcatheter closure of atrial septal defect.** P5587  
 – M. Komar, T. Przewlocki, A. Lesniak-Sobelga, P. Wilkolek, L. Tomkiewicz-Pajak, M. Olszowska, P. Prochownik, B. Sobien, P. Podolec (Krakow, PL)
- Effect of repeated pregnancy on pregnancy outcomes in women with mechanical prosthetic heart valves.** P5588  
 – G. Youssef, R. Al Rayes, Y. Baghdady, W. Faek (Cairo, EG)

ANTIPLATELET THERAPY

- Comparison of the new oral P2Y12 inhibitor (Prasugrel/Ticagrelor) to Clopidogrel in type 2 diabetes mellitus patients with AMI.** P5589  
 – J.O. Jeong, K.T. Ahn, S.A. Jin, M.J. Kim, U.L. Choi, S.W. Seong, J.H. Park, J.H. Kim, J.H. Lee, S.W. Choi, I.W. Seong (Daejeon, KR)
- Impact of antiplatelet drugs on cholesterol level of platelet lipid rafts.** P5590  
 – V. Rabani, D. Montange, N. Meneveau, S. Davani (Besançon, FR)
- Optical coherence tomography assessment of in-stent thrombus immediately after percutaneous coronary intervention in patients pretreatment with Prasugrel compared to Clopidogrel.** P5591  
 – Y. Katayama, T. Kubo, Y. Ino, Y. Matsuo, Y. Siono, T. Kameyama, T. Yamano, K. Kashiyama, K. Okochi, A. Kuroi, M. Orii, T. Yamaguchi, A. Tanaka, T. Hozumi, T. Akasaka (Wakayama, JP)
- Circadian variation of platelets inhibition with ticagrelor.** P5592  
 – S. Fournier, F. Guenat, A. Fournier, L. Alberio, D. Bertaggia, N. Lauriers, J.F. Iglesias, A. Zuffi, E. Eeckhout, O. Muller (Lausanne, CH)
- Platelet reactivity is gender and age related.** P5593  
 – G.J.A. Vos, P.W. Janssen, T.O. Bergmeijer, D. Jhagroe, T.C. Godschalk, M.E. Gimbel, L.M. Willemsen, C.M. Hackeng, J.M. Ten Berg (Nieuwegein, NL)
- Is extraplatelet production of thromboxane B2 in acute myocardial infarction the explanation for higher rates of adverse cardiovascular events?** P5594  
 – E. Stodolkiewicz, A. Chrustowicz, M. Rzeszutko, K. Zmudka, M. Sanak, W. Szczeklik (Krakow, PL)
- Clopidogrel use as single antiplatelet therapy in outpatients with stable coronary artery disease: prevalence, correlates and association with prognosis (from the CORONOR study).** P5595  
 – G. Lemesle, G. Schurtz, T. Meurice, O. Tricot, S. Caudmont, N. Lemaire, A. Philiat, R. Ketelers, N. Lamblin, C. Bauters (Lille, Dunkerque and Valenciennes, FR)
- Prior antiplatelet therapy use and in-hospital outcomes in patients presenting with acute myocardial infarction.** P5596  
 – J. Campodonico, N. Cosentino, M. Rubino, M. De Metrio, A. Marinetti, M. Moltrasio, V. Milazzo, M. Grazi, I. Marana, A. Bonomi, G. Lauri, G. Marenzi (Milan, IT)
- Impact of concomitant use of proton pump inhibitors and clopidogrel or ticagrelor on clinical outcomes in patients with acute coronary syndrome.** P5597  
 – Y. Yan, X. Wang, J.Y. Fan, S.P. Nie, S. Raposeiras-Roubin, E. Abu-Assi, J.P. Henriques, F. D'Ascenzo, J. Saucedo (Beijing, CN; Vigo, ES; Amsterdam, NL; Turin, IT; Chicago, US)
- Tailored antiplatelet therapy based on CYP2C19 genotyping: a POPULAR Genetics pilot study.** P5598  
 – G.J.A. Vos, T.O. Bergmeijer, P.W. Janssen, F.W. Asselbergs, D. Jhagroe, L.W. Willemsen, K. Gaderdan, T.C. Godschalk, M.E. Gimbel, V.M. Deneer, J.M. Ten Berg (Nieuwegein, NL)
- Preadmission platelet inhibitor use and short-term mortality from stroke: A nationwide cohort study.** P5599  
 – M. Wurtz, M. Schmidt, E.L. Grove, E. Horvath-Puho, C.F. Christiansen, H.T. Sorensen (Herning and Aarhus, DK)
- Consistent platelet inhibition with ticagrelor 60 mg twice-daily following myocardial infarction regardless of diabetic status.** P5600  
 – M.R. Thomas, D.J. Angiolillo, M.P. Bonaca, H.M. Judge, F. Rollini, F. Franchi, A.J. Ahsan, D.L. Bhatt, J.F. Kuder, P.G. Steg, M. Cohen, R. Muthusamy, M.S. Sabatine, R.F. Storey (Sheffield, Nottingham and Rotherham, UK; Jacksonville, Boston and New York, US; Paris, FR)
- Efficacy of genotype guided selection of P2Y12 antagonist for treatment of acute coronary syndrome in Chinese patients.** P5601  
 – S.L. Kong, F.C.C. Tam, A.Y.T. Wong, A.S.Y. Yung, P.C. Shea, E.K.Y. Chan, S.C.C. Lam, K.K.W. Chan, R.H.W. Chan, S.W.L. Lee (Hong Kong, HK)



- Do women have worse response to P2Y12 antagonists than men after acute coronary syndrome?** P5602  
– J.C. Nicolau, A.G. Ferrari, T. Dalcoquoio, R.H.M. Furtado, M.A. Scanavini, C.A.K. Nakashima, F.B.B. Arantes, F.R. Menezes, F.G. Lima, L.M. Baracioli, C.M.C. Strunz, J.A.F. Ramires, R. Kalil (São Paulo, BR)
- Safety of clopidogrel monotherapy in patients with oral anticoagulation undergoing coronary stent implantation, a propensity score adjusted analysis.** P5603  
– T. Boemick, C. Stratz, S. Leggewie, P. Kleiner, N. Loeffelhardt, C. Valina, D. Trenk, F.-J. Neumann, W. Hochholzer (Bad Krozingen, DE)
- Comparative angioscopic findings of first-, second-generation drug-eluting stents and bare metal stent at long-term follow-up.** P5604  
– M. Ueno, M. Yasuda, K. Fujita, T. Ikeda, T. Nakamura, S. Ikuta, K. Kobuke, Y. Iwanaga, S. Miyazaki (Osaka, JP)
- P2Y12 receptor specific versus non-P2Y12 receptor specific platelet function testing for prediction of pharmacodynamic and clinical outcomes in patients on dual antiplatelet therapy.** P5605  
– M. Amann, C. Valina, C. Stratz, T. Boemick, P. Kleiner, D. Trenk, F.-J. Neumann, W. Hochholzer (Bad Krozingen, DE)
- Real-life assessment of triple anticoagulation therapy in atrial fibrillation patients undergoing percutaneous coronary intervention.** P5606  
– P. Bogacki, A. Kablak-Ziembicka, K.L. Bryniarski, L. Wrotniak, E. Ostrowska-Kaim, K. Zmudka, T. Przewlocki (Krakow, PL)
- Antiplatelets switch in the acute phase of myocardial infarction: impact in in-hospital morbidity and mortality.** P5607  
– B. Picarra, A.R. Santos, J. Carvalho, K. Congo, D. Neves, J. Aguiar, R. Rnsca (Évora, PT)
- Impact and use of prasugrel versus Clopidogrel as a function of age among patients with acute coronary syndrome undergoing percutaneous coronary intervention.** P5608  
– J. Chandrasekhar, U. Baber, S. Sartori, M. Aquino, T. Henry, S. Rao, C. Snyder, W. Weintraub, M. Effron, S. Pocock, S. Keller, A. Kini, C. Strauss, R. Mehran, S. Kapadia (New York, Los Angeles, Chapel Hill, Newark, Indianapolis, Minneapolis and Cleveland, US; London, UK)
- Evaluation of thienopyridine prescription in real world PCI by DAPT and ACUITY clinical risk scores: results from the PROMETHEUS study.** P5609  
– J. Chandrasekhar, M. Faggioni, U. Baber, S. Sartori, H. Levine, G. Danias, S. Rao, M. Effron, B. Baker, S. Pocock, A. Kini, B. Muhlestein, T. Henry, W. Weintraub, R. Mehran (New York, Durham, Indianapolis, Salt Lake City, Los Angeles and Newark, US; Tokyo, JP; London, UK)
- Determinants of high platelet reactivity in rapid metabolizers with acute coronary syndrome.** P5610  
– J.P. Collet, M. Kerneis, N. Cvetinovic, G. Loncar, J. Silvain, D. Brugier, O. Barthelemy, J.B. Vignalou, L. Payot, Z. Radojicic, N. Mansencal, G. Montalescot (Paris, FR; Belgrade, RS)
- Safety and efficacy of novel P2Y12 inhibitors in acute coronary syndrome patients undergoing percutaneous coronary intervention: One-year outcomes from the GReekAntiPlatelet Registry (GRAPE).** P5611  
– I. Xanthopoulou, S. Dettoreos, M. Hamilos, G. Sitafidis, J. Kanakakis, I. Pentara, M. Vavouranakis, P. Davlourous, G. Hahalas, J. Goudevenos, D. Alexopoulos (Patras, Athens, Heraklion, Larissa and Ioannina, GR)
- ADJUNCTIVE MEDICAL THERAPY IN CORONARY ARTERY DISEASE**
- Effects of statin therapy on plasma proprotein convertase subtilisin/kexin type 9 and sortilin levels in statin-naïve patients with coronary artery disease.** P5612  
– T. Nozue, H. Hattori, K. Ogawa, T. Kujiraoka, T. Iwasaki, I. Michishita (Yokohama and Kawagoe, JP)
- Is routine combination of renin-angiotensin system blocker and beta blocker beneficial in low-risk myocardial infarction patients?** P5613  
– S.C. Cho, W.Y. Kang, S.H. Hwang, W. Kim, D.G. Kang, S.H. Kim, K.-H. Park, W. Kim, S.S. Kim (Gwangju, Suncheon and Seoul, KR)
- Renalguard to prevent acute kidney injury in high risk patients undergoing coronary interventions.** P5614  
– V. Gritti, G. Crimi, C. Favoccia, G. Iannopollo, A. Repetto, M. Ferlini, B. Marinoni, R. Camporotondo, G.M. De Ferrari, M. Ferrario, S. De Servi, L. Oltrona Visconti (Pavia, IT)
- Benefit of early statin initiation within 48 hours after admission in patients with acute myocardial infarction.** P5615  
– M.C. Kim, Y. Ahn, D.S. Sim, Y.J. Hong, J.H. Kim, M.H. Jeong, J.G. Cho, J.C. Park, K.B. Seung, K. Chang (Gwangju, KR)
- Prescription of statins and one year risk of major clinical outcomes among ACS patients with extremely low LDL-c (<70mg/dl): data from CPACS studies.** P5616  
– Y.H. Sun, G.Q. Xie, A. Patel, S.S. Li, W. Zhao, X.Z. Yang, W. Tao, X. Du, R. Hu, H. Chen, R.L. Gao, Y.F. Wu (Beijing, CN; Sydney, AU)
- Early donepezil administration as a novel therapy for improved myocardial salvage after reperfused myocardial infarction.** P5617  
– M. Li, C. Zheng, T. Kawada, M. Inagaki, K. Uemura, T. Shishido, M. Sugimachi (Osaka, JP)
- Sphingosine-1-phosphate mobilizes Muse cells, pluripotent stem cells, to replenish cardiomyocytes, reduce the infarct size, and recover the cardiac function after acute myocardial infarction.** P5618  
– S. Minatoguchi, Y. Yamada, S. Wakao, Y. Kushida, M. Iwasa, H. Kanamori, M. Kawasaki, K. Nishigaki, M. Dezawa, S. Minatoguchi (Gifu and Sendai, JP)
- Epigenetically reprogrammed mesenchymal stem cells improve myocardial remodeling and cardiac function after myocardial infarction by modulating post-infarct inflammation and neoangiogenesis.** P5619  
– E.H. Park, E. Kim, H.E. Park, I.J. Kim, J.M. Kim, K. Kang, C.W. Kim, S.H. Lee, S. Kim, D. Lee, W.J. Lee, J. Jang, Y. Lee, H.J. Park, K. Jang (Seoul, KR)

- Angiotensin II receptor blockers versus angiotensin-converting enzyme inhibitors in patients with stable coronary artery disease: prevalence, correlates and prognostic impact (from the CORONOR study).** P5620  
– G. Lemesle, N. Lambin, T. Meurice, O. Tricot, P. De Groot, C. Bauters (Lille and Dunkerque, FR)
- Differential benefit of statin in secondary prevention of acute myocardial infarction according to the level of triglyceride and high-density lipoprotein cholesterol.** P5621  
– S.C. Cho, W.Y. Kang, S.H. Hwang, W. Kim, S.S. Kim, D.G. Kang, S.H. Kim, W. Kim, K.-H. Park (Gwangju and Seoul, KR)
- Implantation of bioresorbable scaffolds in patients with indication for oral anticoagulation: is it safe?** P5622  
– N.F. Boeder, V. Johnson, O. Doerr, J. Wiebe, H. Moellmann, A. Elsaesser, C.W. Hamm, H.M. Nef, T. Bauer (Giessen, Bad Nauheim and Oldenburg, DE)
- Beneficial effects of trimetazidine modified release therapy in post-myocardial infarction patients with multivessel disease having undergone incomplete revascularization.** P5623  
– Y. Lopatin, R. Shamraev, O. Ilyukhin (Volgograd, RU)
- Infusion of TRO40303 in patients with ST-elevation myocardial infarction prior to primary percutaneous coronary intervention did not alter levels of inflammatory biomarkers in the MITOCARE study.** P5624  
– N. Butt, L. Bache-Mathiesen, J.E. Nordrehaug, V. Tuseth, P.S. Munk, T.S. Hall, N. Danchin, S.E. Jensen, J.L. Dubois Rande, J.L. Bonnet, S. Halvorsen, H. Firat, D. Erlinge, D. Atar, A.I. Larsen (Stavanger, Bergen and Oslo, NO; Paris, Créteil and Marseille, FR; Aalborg, DK; Lund, SE)
- Statin and acetylcysteine for the prevention of contrast induced nephropathy in patients with STEMI undergoing primary PCI.** P5625  
– M.H. Jeong, S.H. Park, Y.J. Hong, Y. Ahn, J.H. Kim, J.G. Cho, J.C. Park (Gwangju, KR)
- A randomised, double-blind, placebo controlled trial to evaluate the effect of adjunctive cilostazol on endothelial progenitor cell mobilization in AMI patients: the result of the ACCEL-EPISODE trial.** P5626  
– Y.H. Park, Y.H. Jeong, M.G. Kang, J.S. Koh, J.R. Park, S.J. Hwang, C.H. Kwack, J.Y. Hwang, M.K. Kim (Jinju and Seoul, KR)
- The benefits of bisoprolol were comparable with carvedilol in secondary prevention of acute myocardial infarction patients who underwent percutaneous coronary intervention.** P5627  
– S.C. Cho, W.Y. Kang, S.H. Hwang, W. Kim, D.G. Kang, S.H. Kim, K.-H. Park, W. Kim, S.S. Kim (Gwangju, Suncheon and Seoul, KR)
- The ratio of eicosapentaenoic acid (EPA) to arachidonic acid may be a residual risk marker in stable coronary artery disease patients receiving treatment with statin following EPA therapy.** P5628  
– S. Tani, A. Hirayama, T. Yagi, W. Atsumi, T. Ashida, K. Nagao (Tokyo, JP)
- Effects of intravenous 5-lipoxygenase inhibitor quercetin on endothelial function, systemic inflammation and oxidative stress in acute ST elevation myocardial infarction.** P5629  
– I.A. Lutay, A. Parkhomenko, N. Ryzhkova, T. Gavrylenko, A. Stepura, O. Irkin (Kiev, UA)
- Protective effect of ongoing statin treatment at the time of ST elevation myocardial infarction.** P5630  
– A. Baldo, G. Crimi, S. Cornara, A. Somaschini, R. Camporotondo, M. Marino, M. Ferlini, S. Leonardi, L. Oltrona Visconti, S. De Servi, G.M. De Ferrari (Pavia, IT)
- Efficacy of molsidomine as an adjunctive anti-anginal medication in coronary artery spasm patients: A 5-year clinical follow-up Data by a propensity score matched analysis.** P5631  
– S.W. Rha, S.Y. Choi, S.H. Park, J.Y. Park, J.H. Ahn, Y.H. Kim, A.Y. Her, B.G. Choi, H. Li, Y. Park, S.H. Park, C.U. Choi, C.G. Park, H.S. Seo, D.J. Oh (Seoul, Cheonan, Gumi and Chuncheon, KR)
- Prognostic implications of ivabradine use in patients with an acute coronary syndrome and left ventricular ejection fraction above 40% - 1-year follow-up.** P5632  
– P.M. Azevedo, J.P. Guedes, D. Bento, D. Carvalho, S. Pereira, W. Santos, J. Mimoso, N. Marques, I. Jesus (Faro, PT)
- The effect of drug-coated balloon angioplasty for in-stent restenosis evaluated by serial coronary angiography and optical coherence tomography study.** P5633  
– N. Akutsu, T. Takayama, N. Takei, T. Kougo, K. Iida, N. Murata, T. Nishida, T. Oshima, H. Haruta, D. Fukamachi, T. Hiro, A. Hirayama (Tokyo, JP)
- SYNTAX score-0 patients risk stratification in nonobstructive coronary artery disease.** P5634  
– C. Sinning, E. Zengin, C. Waldeyer, M. Seiffert, R. Schnabel, E. Lubos, T. Zeller, H. Rupprecht, C. Bickel, S. Blankenberg, P. Clemmensen, D. Westermann (Hamburg, Rüsselsheim and Koblenz, DE)
- Characteristics of patients with obstructive coronary artery disease referred to acute angiography with unstable angina.** P5635  
– K. Fladseth, A. Kristensen, J. Mannsverk, T. Trovik, H. Schirmer (Tromsø, NO)
- Impact of thrombus aspiration on cardiac mortality during primary PCI in patient with STEMI;KAMIR-NIH study.** P5636  
– I.W. Seong, K.T. Ahn, J.H. Han, H.J. Kwon, J.K. Oh, M.J. Kim, U.L. Choi, S.W. Seong, S.A. Jin, J.H. Kim, J.H. Lee, S.W. Choi, J.O. Jeong (Daejeon, KR)
- Efficacy and safety of different doses of pitavastatin in patients with acute myocardial infarction- Livalo in acute myocardial infarction study (LAMIS)-II.** P5637  
– Y.J. Hong, M.H. Jeong, J.H. Bae, S.K. Oh, S.W. Rha, S.H. Hur, S.Y. Lee, S.W. Kim, K.S. Cha, I.H. Chae, T.H. Ahn, K.S. Kim (Gwangju, Daejeon, Iksan, Seoul, Daegu, Goyang, Pusan and Incheon, KR)
- The abnormal global and segmental longitudinal strain predicts significant left anterior descending artery disease in patients with unstable angina.** P5638  
– M. Stoian, R. Onut, S. Onciul, D. Zamfir, M. Dorobantu (Bucharest, RO)

**TIME AND SPACE IN ACUTE CORONARY SYNDROME**

- System delay time effect on ventricular dysfunction and in-hospital mortality after primary angioplasty: Influence of infarct location.** P5639  
 – F. Rivero, T. Bastante, J. Cuesta, A. Benedicto, M. Garcia-Guimaraes, T. Alvarado, P. Antuna, F. Alfonso (Madrid, ES)
- Impact of presentation and transfer delays on complete ST-segment resolution before primary percutaneous coronary intervention: the ATLANTIC ST-segment resolution substudy.** P5640  
 – A. Van't Hof, E. Fabris, F. Giannini, S. Johanne, E. Rousseau, E. Vicaut, A. Cequier, A. Tsatsaris, K. Huber, C. Hamm, M. Janzon, B. Merkely, U. Zeymer, R. Storey, G. Montalescot (Zwolle, NL; Paris and Rueil-Malmaison, FR; Barcelona, ES; Vienna, AT; Bad Nauheim and Ludwigshafen, DE; Linköping, SE; Budapest, HU; Sheffield, UK)
- Impact of time to treatment on the effects of bivalirudin vs. glycoprotein IIb/IIIa inhibitors and heparin in patients undergoing primary percutaneous coronary intervention.** P5641  
 – M. Schoos, G. De Luca, G.D. Dangas, P. Clemmensen, G.M. Ayele, R. Mehran, G.W. Stone (Copenhagen, DK; Novara, IT; New York, US; Hamburg, DE)
- Reduction of ischemic time for transferred ST-elevation myocardial infarction patients using a smartphone social network system: 1-year experience.** P5642  
 – J.J. Park, C.H. Yoon, J.W. Suh, Y.S. Cho, T.J. Youn, I.H. Chae, E.S. Jeon, D.J. Choi (Seongnam and Seoul, KR)
- The additive impact of reduced symptom-to-door Time and door-to-balloon time on long-term survival rates in acute STEMI patients undergoing primary percutaneous coronary intervention.** P5643  
 – Y.C. Wang, Y.Y. Huang, P.H. Lo, K.C. Chang, M.F. Chen (Taichung, TW)
- Effect of immediate invasive strategy on the 4-year clinical outcomes in patients with non-ST segment elevation myocardial infarction: long-term results of the RIDDLE-NSTEMI randomized trial.** P5644  
 – A. Milosevic, Z. Vasiljevic, D. Milasinovic, V. Vukcevic, M. Dikic, B. Stefanovic, M. Asanin, G. Stankovic (Belgrade, RS)
- Evaluation of dynamic routing of patients with acute coronary syndrome.** P5645  
 – A. Yakovlev, L. Mednikov, K. Knyazkov, K. Lapshin, A. Boukhanovsky (St. Petersburg and Moscow, RU)
- How long does a NSTEMI wait until the angiography? It depends on the day of the week.** P5646  
 – G.J. Morgado, I.R. Caldeira, I.R. Cruz, H. Pereira (Almada, PT)
- No difference in mortality between weekday versus weekend admissions in patients undergoing primary PCI for STEMI.** P5647  
 – D.A. Jones, J. Farley, O. Guttmann, K.S. Rathod, D. Perera, A. Jain, C. Knight, A. Mathur, A. Wragg, R. Weerackody (London, UK)
- Off hours versus on hours presentation in ST-segment elevation myocardial infarction: findings from CHAMPION PHOENIX.** P5648  
 – S. Selvaraj, D.L. Bhatt, G.W. Stone, C.M. Gibson, P.G. Steg, C.W. Hamm, M.J. Price, E.N. Deliargyris, J. Prats, K.W. Mahaffey, H.D. White, R.A. Harrington (Boston, New York, La Jolla, Parsippany and Palo Alto, US; Paris, FR; Bad Nauheim, DE; Auckland, NZ)
- Age-dependent impact of new ESC-guideline recommended door-to-balloon times on long-term survival rates in acute STEMI patients undergoing primary percutaneous coronary intervention.** P5649  
 – Y.C. Wang, Y.Y. Huang, P.H. Lo, K.C. Chang, M.F. Chen (Taichung, TW)
- Gender differences in first medical contact and pre-hospital delay times in ST-elevation myocardial infarction.** P5650  
 – S. Sederholm Lawesson, R.M. Isaksson, K. Hellstrom Angerud, M. Ericsson, I. Thylen (Linköping, Luleå and Umeå, SE)
- Clinical impact of immediate invasive strategy in patients with non-ST-segment elevation myocardial infarction: a propensity score matched analysis.** P5651  
 – D.S. Sim, M.H. Jeong, Y.K. Ahn, Y.J. Kim, S.C. Chae, T.J. Hong, I.W. Seong, J.K. Chae, C.J. Kim, M.C. Cho, S.W. Rha, J.H. Bae, K.B. Seung, S.J. Park (Gwangju, Daegu, Pusan, Daejeon, Jeonju, Seoul and Cheongju, KR)
- Patients with STEMI admitted to German chest pain units represent a lower risk cohort.** P5652  
 – F.P. Schmidt, A. Perne, M. Hochadel, E. Giannitsis, H. Darius, L.S. Maier, C. Schmitt, G. Heusch, T. Voigtlaender, H. Mudra, T. Gori, J. Senges, T. Munzel (Mainz, Ludwigshafen, Heidelberg, Berlin, Regensburg, Karlsruhe, Essen, Frankfurt and Munich, DE)
- Geographic variation in the treatment of non ST-segment elevation myocardial infarction: a national cohort study.** P5653  
 – T.B. Dondo, M. Hall, A.D. Timmis, A.T. Yan, P.D. Batin, G. Oliver, O.A. Alabas, P.D. Norman, J.E. Deanfield, K. Bloor, H. Hemingway, C.P. Gale (Leeds, London, Wakefield, West Yorkshire and York, UK; Toronto, CA)
- Temporal trends in mortality of STEMI patients with primary PCI managed in the pre-hospital setting according to guideline-recommended timelines. The eMust registry.** P5654  
 – Y. Lambert, F. Lapostolle, T. Boche, F. Dupas, F.X. Laborne, J.M. Juliard, N. Danchin, S. Bataille (Versailles, Bobigny, Créteil, Pontoise, Corbeil-Essonnes and Paris, FR)
- Coronary angiography after successful thrombolysis, is the time interval an important issue?** P5655  
 – C. Costa, D. Durao, M. Leal (Santarem, PT)
- Recent trends in STEMI treatment and mortality by sex and age.** P5656  
 – L. Zanddecki, M. Sadowski, M. Janion, J. Kurzawski, M. Gierlotka, M. Gasior, L. Polonski (Kielce and Zabrze, PL)
- Procedural success rates and outcomes of PCI in the very elderly patients (>= 90 yrs.) with NSTEMI-ACS. Results of the prospective ALKK-Registry.** P5657  
 – P. Riedmaier, M. Hochadel, B. Lauer, S. Kerber, H. Mudra, H. Ince, H. Darius, R. Zahn, U. Zeymer (Ludwigshafen, Bad Berka, Bad Neustadt an der Saale, Munich and Berlin, DE)

- Temporal trend of fibrinolytic pharmacoinvasive therapy, primary percutaneous coronary intervention (PCI) and in-hospital mortality at PCI- capable hospitals in canada.** P5658  
 – D.T. Tran, R. Welsh, A. Ohinmaa, T.X. Nguyen, P. Armstrong, P. Kaul (Edmonton, CA)
- Trends in early acute phase mortality and complications of STEMI patients. What happened in the last 27 years?** P5659  
 – C. Garcia-Garcia, F. Rueda, J. Serra, T. Oliveras, C. Labata, M. Ferrer, A. Bayes-Genis (Badalona, ES)
- Trend of clinical outcome and predictor for in-hospital mortality in patients with unprotected left main coronary artery lesion-related acute myocardial infarction.** P5660  
 – T. Motokawa, Y. Asami, S. Honda, S. Kawakami, T. Nagai, T. Kanaya, T. Noguchi, H. Ogawa, S. Yasuda (Osaka, JP)
- Which impact has obesity in patients admitted with ST-elevation myocardial infarction on morbidity and mortality? Results from a STEMI-registry.** P5661  
 – C. Lach, J. Schmucker, H. Wienbergen, S. Buenger, A. Fach, E. Fiehn, R. Hambrecht (Bremen, DE)
- Do temporal changes in patient characteristics account for improved outcomes in patients with NSTEMI? A population-based cohort study.** P5662  
 – M. Hall, T.B. Dondo, A.T. Yan, S.G. Goodman, H. Bueno, D.P. Chew, D. Brieger, A. Timmis, P.D. Batin, J.E. Deanfield, H. Hemingway, K.A.A. Fox, C.P. Gale (Leeds, London, Wakefield and Edinburgh, UK; Toronto, CA; Madrid, ES; Adelaide and Sydney, AU)

12:45–13:45 | Baku - Village 1

**ROLE OF RENAL DENERVATION IN A WORLD OF EVOLVING BLOOD PRESSURE TARGETS**

Satellite Symposium

Sponsored by Medtronic

Chairperson(s): R.E. Schmieder (Erlangen, DE)

- 12:45 **Introduction - Role of renal denervation in a world of evolving blood pressure targets.** 5663  
– R.E. Schmieder (Erlangen, DE)
- 12:55 **Role of renal denervation in a world of evolving blood pressure targets.** 5664  
– G. Mancia (Milan, IT)
- 13:05 **Safety and efficacy of latest generation renal denervation technology.** 5665  
– J.E. Davies (London, UK)
- 13:15 **Implications of renal denervation study populations on cost effectiveness.** 5666  
– R.E. Schmieder (Erlangen, DE)
- 13:25 **SPYRAL HTN design and latest information.** 5667  
– F. Mahfoud (Homburg, DE)
- 13:35 **Questions and answers - Role of renal denervation in a world of evolving blood pressure targets.** 5668  
– R.E. Schmieder (Erlangen, DE)

12:45–13:45 | Nicosia - Village 1

**BREAKING THE NON-RESPONSE BARRIER: CRT AND AF ABLATION**

Satellite Symposium

Organised by EPIC Alliance, supported by an unrestricted grant from BIOTRONIK SE & Co. KG

Chairperson(s): J. Poole (Seattle, US); C. Linde (Stockholm, SE)

- 12:45 **The CRT trials - What do they really tell us about non-response?** 5669  
– M. Chung (Cleveland, US), J. Poole (Seattle, US)
- 13:00 **CRT in patients with QRS durations less than 150msec: waste of time or worth the effort?** 5670  
– L. Vitali Serdoz (Nuremberg, DE)
- 13:15 **Persistent AF - Solutions or disillusion? Rotor mapping, simulation interval, phase mapping, CAFE.** 5671  
– C. Herrera Siklody (Ilsfeld, DE), S. Ernst (London, UK)
- 13:30 **AF ablation - What are we actually accomplishing and at what risk? QOL vs. improving survival updates on complications and risk.** 5672  
– S. Busch (Coburg, DE), E. Hoffmann (Munich, DE)

12:45–13:45 | Helsinki - Village 2

**CHOLESTERYL ESTER TRANSFER PROTEIN (CETP) INHIBITION: EMERGING SCIENCE IN LDL LOWERING**

Satellite Symposium

Sponsored by MSD

Chairperson(s): H. Drexel (Feldkirch, AT); U. Landmesser (Berlin, DE)

- 12:45 **Welcome and introduction - Cholesteryl ester transfer protein (CETP) inhibition: emerging science in LDL lowering.** 5673  
– H. Drexel (Feldkirch, AT), U. Landmesser (Berlin, DE)
- 12:50 **What did we learn about the function of cholesteryl ester transfer protein (CETP) and its inhibition?** 5674  
– G. Reyes-Soffer (New York, US)
- 13:10 **The clinical overview of inhibiting cholesteryl ester transfer protein (CETP).** 5675  
– U. Landmesser (Berlin, DE)
- 13:20 **Recent insights into a new concept of lowering LDL cholesterol.** 5676  
– J.W. Jukema (Leiden, NL)
- 13:30 **Q&A and panel discussion - Cholesteryl ester transfer protein (CETP) inhibition: emerging science in LDL lowering.** 5677  
– H. Drexel (Feldkirch, AT), U. Landmesser (Berlin, DE)

12:45–13:45 | Berlin - Village 4

**PRACTICAL MANAGEMENT OF PATIENTS WITH ATRIAL FIBRILLATION – INDIVIDUALIZED APPROACHES TO STROKE PREVENTION**

Satellite Symposium

Sponsored by Bayer Pharma AG

Chairperson(s): A.J. Camm (London, UK); R. Cappato (Rozzano, IT)

12:45	<b>Identifying and managing patients with atrial fibrillation today.</b> – A.J. Camm (London, UK)	5678
12:50	<b>Anticoagulation in patients with atrial fibrillation: challenges with continuing protection from hospital to home.</b> – A. Fuat (Darlington, UK), H. Bonnemeier (Kiel, DE)	5679
13:10	<b>Effective stroke prevention in atrial fibrillation: taking an individualized approach.</b> – W. Amara (Le Raincy-Montfermeil, FR)	5680
13:30	<b>TAVI: current and future perspectives for adjunctive antithrombotic therapy.</b> – S. Windecker (Bern, CH)	5681
13:40	<b>Q&amp;A and closing remarks.</b> – R. Cappato (Rozzano, IT)	5682

*Don't miss the complementary Satellite Symposium - Experts on the Spot session scheduled on Tuesday 30 August, 15:45–16:15 in Raphael - The Hub.*

12:45–13:45 | Minsk - Village 4

**HYPERTENSIVE CARE BEYOND BLOOD PRESSURE**

Satellite Symposium

Sponsored by Boehringer Ingelheim

Chairperson(s): B. Williams (London, UK)

12:45	<b>Welcome and introduction - Hypertensive care beyond blood pressure.</b> – B. Williams (London, UK)	5683
12:48	<b>Achieving sustained BP control.</b> – B. Williams (London, UK)	5684
12:58	<b>How do I get my patient to take their BP medication?</b> – R. Horne (London, UK)	5685
13:08	<b>Preventing long-term damage to target organs.</b> – T. Unger (Maastricht, NL)	5686
13:18	<b>Treating hypertension: a real-life perspective.</b> – P. Verdecchia (Perugia, IT)	5687
13:28	<b>Panel discussion - Hypertensive care beyond blood pressure.</b> – B. Williams (London, UK)	5688
13:43	<b>Summary and close - Hypertensive care beyond blood pressure.</b> – B. Williams (London, UK)	5689

12:45–13:45 | Paris - Village 7

**OPTIMIZING RAAS INHIBITOR THERAPY IN HEART FAILURE AND RESISTANT HYPERTENSION: CHALLENGES AND SOLUTIONS**

EBAC Accredited Educational Programme

Chairperson(s): F. Zannad (Vandoeuvre-lès-Nancy, FR)

Organised by Lorraine University. Course Director: Dr Faiez Zannad

12:45	<b>Introduction - Optimizing RAAS inhibitor therapy in heart failure and resistant hypertension: challenges and solutions.</b> – F. Zannad (Vandoeuvre-lès-Nancy, FR)	5690
12:50	<b>RAAS inhibition in heart failure: are we hitting the target?</b> – S.D. Anker (Göttingen, DE)	5691
13:05	<b>Optimizing therapy for the management of resistant hypertension: time to focus on potassium?</b> – L.M. Ruilope (Madrid, ES)	5692
13:20	<b>Hyperkalemia: novel treatment strategies to manage potassium levels.</b> – M. Kosiborod (Kansas City, US)	5693
13:35	<b>Panel discussion - Optimizing RAAS inhibitor therapy in heart failure and resistant hypertension: challenges and solutions.</b> – F. Zannad (Vandoeuvre-lès-Nancy, FR), S.D. Anker (Göttingen, DE), L.M. Ruilope (Madrid, ES), M. Kosiborod (Kansas City, US)	5694



This educational programme is accredited by the European Board for Accreditation in Cardiology (EBAC) for one hour of external CME credits. Each participant should claim only those hours of credit that have actually been spent in the educational activity.

*Supported by an unrestricted educational grant from AstraZeneca*

12:45–13:45 | Brussels - Village 8

**ACTING AT THE CORE OF CARDIOVASCULAR DISEASE: NEW PERSPECTIVES** EBAC Accredited Educational Programme

Chairperson(s): M. Böhm (Homburg, DE); K. Narkiewicz (Gdansk, PL)

Organised by Universitätsklinikum Des Saarlandes. Course Director: Prof Michael Böhm

12:45	<b>Introduction: acting at the core of cardiovascular disease: new perspectives.</b> – M. Böhm (Homburg, DE)	5695
12:48	<b>Rationalizing targets in cardiovascular disease.</b> – B. Pieske (Berlin, DE)	5696
13:03	<b>Current guidelines in the management of coronary artery disease patients with hypertension.</b> – H. Black (New York, US)	5697
13:18	<b>Building on evidence-based medicine to gain effectiveness.</b> – K. Narkiewicz (Gdansk, PL)	5698
13:33	<b>Discussion: acting at the core of cardiovascular disease: new perspectives.</b> – M. Böhm (Homburg, DE)	5699
13:35	<b>Discussion: acting at the core of cardiovascular disease: new perspectives.</b> – K. Narkiewicz (Gdansk, PL)	5700
13:37	<b>Discussion: acting at the core of cardiovascular disease: new perspectives.</b> – B. Pieske (Berlin, DE)	5701
13:39	<b>Discussion: acting at the core of cardiovascular disease: new perspectives.</b> – H. Black (New York, US)	5702
13:41	<b>Conclusion: acting at the core of cardiovascular disease: new perspectives.</b> – K. Narkiewicz (Gdansk, PL)	5703



This educational programme is accredited by the European Board for Accreditation in Cardiology (EBAC) for one hour of external CME credits. Each participant should claim only those hours of credit that have actually been spent in the educational activity.

*Supported by an unrestricted educational grant from SERVIER*

12:45–13:45 | Tallinn - Village 8

**FROM PAST LEARNINGS TO FUTURE SUCCESS: CAN WE IMPROVE ACUTE HEART FAILURE OUTCOMES?** Satellite Symposium

Sponsored by Medscape

Chairperson(s): A.A. Voors (Groningen, NL)

12:45	<b>Welcome and introduction - From past learnings to future success: can we improve acute heart failure outcomes?</b> – A.A. Voors (Groningen, NL)	5704
12:50	<b>Vascular mechanisms of acute heart failure: are they relevant?</b> – G.M. Felker (Durham, US)	5705
13:05	<b>Profiling patients with AHF early - What, how and why?</b> – C.E. Angermann (Würzburg, DE)	5706
13:20	<b>Future prospects &amp; strategies for AHF - What every cardiologist needs to know!</b> – M. Metra (Brescia, IT)	5707
13:35	<b>Panel discussion and closing remarks - From past learnings to future success: can we improve acute heart failure outcomes?</b> – A.A. Voors (Groningen, NL)	5708

12:45–13:45 | Prague - Village 9

**PCSK9: TRANSLATING LDL-C LOWERING INTO PLAQUE REGRESSION AND CV EVENT REDUCTION?** Satellite Symposium

Sponsored by Amgen Cardiovascular

Chairperson(s): J.J.P. Kastelein (Amsterdam, NL)

12:45	<b>Introduction - PCSK9: translating LDL-C lowering into plaque regression and CV event reduction?</b> – J.J.P. Kastelein (Amsterdam, NL)	5709
12:50	<b>PCSK9: impacting on plaque regression?</b> – W. Koenig (Munich, DE)	5710
13:15	<b>PCSK9: new horizons in CVD prevention?</b> – K.K. Ray (London, UK)	5711
13:30	<b>Conclusion - PCSK9: translating LDL-C lowering into plaque regression and CV event reduction?</b> – J.J.P. Kastelein (Amsterdam, NL)	5712

*Don't miss the complementary Satellite Symposium - Experts on the Spot session scheduled on Tuesday 30 August, 15:45–16:15 in Michelangelo - The Hub.*

### 13:00–13:40 | Galileo - The Hub

#### MEET THE TRIALIST V – NORSTENT

Meet the Trialists

Chairperson(s): S. James (Uppsala, SE)

- 13:00 **NorStent - Comparison of long term effects of new generation DES vs contemporary BMS on mortality, morbidity, revascularization, and quality of life.** 5713  
– K.H. Bonnaa (Trondheim, NO)

### 13:00–13:40 | Raphael - The Hub

#### MEET THE TRIALIST IV – PACIFIC TRIAL

Meet the Trialists

Chairperson(s): F.E. Rademakers (Leuven, BE)

- 13:00 **PACIFIC trial - Head-to-head comparison of coronary CT angiography, myocardial perfusion SPECT, PET, and hybrid imaging for diagnosis of ischemic heart disease.** 5714  
– I. Danad (Amsterdam, NL)



14:00–15:30 | Rome - Main Auditorium

HOT LINE PREVENTIVE STRATEGIES 2		Hot Line
Chairperson(s): M.A. Creager (Lebanon, US); B. Merkely (Budapest, HU)		
14:00	<b>ENSURE-AF study: Edoxaban for cardioversion of atrial fibrillation.</b> – A. Goette (Paderborn, DE)	5715
14:10	<b>ENSURE-AF - Discussant review.</b> – R. Cappato (Rozzano, IT)	5716
14:15	<b>ENSURE-AF - Panel discussion.</b>	5717
14:18	<b>ANNEXA-4 - Andexanet alfa for reversal of Factor Xa inhibitors in patients with acute major bleeding.</b> – S.J. Connolly (Hamilton, CA)	5718
14:28	<b>ANNEXA-4 - Discussant review.</b> – G.Y.H. Lip (Birmingham, UK)	5719
14:33	<b>ANNEXA-4 - Panel discussion.</b>	5720
14:36	<b>REVERSE II - Multi-national validation of the men continue and HERDOO2 rule to identify low risk unprovoked venous thromboembolism patients who can discontinue anticoagulants.</b> – M. Rodger (Ottawa, CA)	5721
14:46	<b>REVERSE II - Discussant review.</b> – G. Agnelli (Perugia, IT)	5722
14:51	<b>REVERSE II - Panel discussion.</b>	5723
14:54	<b>SENTINEL trial - A randomized multicenter trial of cerebral protection in TAVR.</b> – S. Kodali (New York, US)	5724
15:04	<b>SENTINEL trial - Discussant review.</b> – To be announced	5725
15:09	<b>SENTINEL trial - Panel discussion.</b>	5726
15:12	<b>YEARS - Safety and efficiency of a simplified diagnostic management algorithm for 3500 patients with clinically suspected acute pulmonary embolism.</b> – T. Van der Hulle (Leiden, NL)	5727
15:22	<b>YEARS - Discussant review.</b> – M. Delcroix (Leuven, BE)	5728
15:27	<b>YEARS - Panel discussion.</b>	5729

14:00–15:30 | Forum - The Hub

REGISTRIES MISCELLANEOUS		Registry Session
Chairperson(s): R. Ferrari (Ferrara, IT); H. Ogawa (Osaka, JP)		
14:00	<b>Outcomes associated with oral anticoagulant treatment post haemorrhagic stroke or traumatic intracranial bleeding: a nationwide cohort study on atrial fibrillation patients.</b> – P.B. Nielsen (Aalborg, DK)	5730
14:15	<b>A worldwide Registry on Peripartum Cardiomyopathy (PPCM): clinical characteristics of the first 400 patients.</b> – K. Sliwa-Hahnle (Cape Town, ZA)	5731
14:30	<b>Optimal blood pressure in CAD patients: is there a J-curve phenomenon? Insights from 22,695 hypertensive CAD patients in the CLARIFY registry.</b> – P.G. Steg (Paris, FR)	5732
14:45	<b>Clinical Outcomes of 3343 Children and Adults with Rheumatic Heart Disease from 14 Developing Countries: 2-Year Follow-up of the Global Rheumatic Heart Disease Registry.</b> – L.J. Zuhlke (Cape Town, ZA)	5733
15:00	<b>High and very high albuminuria and nighttime blood pressure: influence of diabetes and chronic kidney disease.</b> – L.M. Ruilope (Madrid, ES)	5734
15:15	<b>Circulating Levels of the Soluble IL6 Receptor and Risk for Future Cardiovascular Events.</b> – L. Ziegler (Stockholm, SE)	5735

14:00–15:30 | Galileo - The Hub

## IT IS NOT JUST ABOUT THE HEART – OUTCOMES AFTER STEMI I

Rapid Fire Abstract

Chairperson(s): L. Holmvang (Copenhagen, DK); R.B. Schnabel (Hamburg, DE)

- 14:00 **The impact of anemia in patients with ST-segment elevation myocardial infarction.** 5736  
– D. Caldeira, G.J. Morgado, I. Cruz, C. Martins, H. Pereira (Almada, PT)
- 14:09 **Multi-vessel stenting versus staged revascularization for STEMI with multi-vessel coronary artery disease.** 5737  
– J.O. Jeong, K.T. Ahn, J.K. Oh, M.J. Kim, U.L. Choi, S.W. Seong, J.H. Park, J.H. Lee, S.W. Choi, I.W. Seong (Daejeon, KR)
- 14:18 **10-year clinical outcomes after bare-metal, first-generation and second-generation drug-eluting stent implantation for left main coronary artery disease in patients with acute coronary syndrome.** 5738  
– E.K. Ko, T.M. Toyofuku, T.T. Tamura, T.M. Morimoto, T.K. Kimura (Wakayama, Osaka and Kyoto, JP)
- 14:27 **Influence of gender on delays and early mortality in ST-segment elevation myocardial infarction: insight from the first French Metaregistry, 2005-2012 patient-level pooled analysis.** 5739  
– S. Manzo-Silberman, F. Couturaud, S. Charpentier, V. Auffret, C. El Khoury, H. Le Breton, L. Belle, S. Marliere, M. Zeller, Y. Cottin, N. Danchin, T. Simon, F. Schiele, M. Gilard (Paris, Brest, Toulouse, Rennes, Vienne, Annecy, Grenoble, Dijon and Besançon, FR)
- 14:36 **Was there a real-life evolution in the treatment of elderly patients with acute coronary syndrome in the last decade?** 5740  
– A.T. Timoteo, L. Morais, P. Rio, S.A. Rosa, R. Carvalho, M.L. Ferreira, R.C. Ferreira (Lisbon, PT)
- 14:45 **Factors affecting the short and long-term mortality in young women aged <45 years with ST-segment elevation myocardial infarction (STEMI).** 5741  
– M. Beckowski, L. Polonski, M. Gierlotka, J. Karwowski, I. Kowalik, H. Szwed (Warsaw and Zabrze, PL)
- 14:54 **Long term excess mortality associated with diabetes following acute myocardial infarction: a population-based cohort study.** 5742  
– O.A. Alabas, M. Hall, T.B. Dondo, M.J. Rutherford, A.D. Timmis, P.D. Batin, J.E. Deanfield, H. Hemingway, C.P. Gale (Leeds, Leicester, London and Wakefield, UK)
- 15:03 **Outcome after primary percutaneous coronary intervention for ST elevation myocardial infarction in nonagenarians.** 5743  
– T. Petroni, A. Zaman, J.L. Georges, N. Hammoudi, E. Berman, A. Segev, J.M. Juliard, O. Barthelemy, J. Silvain, R. Choussat, C. Le Feuvre, G. Helft (Paris and Versailles, FR; Newcastle-upon-Tyne, UK; Tel Hashomer, IL)
- 15:12 **Short and long term outcome of patients with ST-elevation myocardial infarction complicated by out-of-hospital cardiac arrest undergoing primary percutaneous coronary intervention.** 5744  
– G. Iannopolo, S. Savastano, M. Ferlini, A. Repetto, B. Marinoni, M. Ferrario, G. Crimi, C. Mosca, E. Baldi, M. Raimondi, F. Canevari, M. Guerci, G.M. De Ferrari, L. Oltrona Visconti, S. De Servi (Pavia, IT)
- 15:21 **The impact of thrombocytopenia in patients with ST-segment elevation myocardial infarction.** 5745  
– D. Caldeira, G.J. Morgado, I. Cruz, C. Martins, H. Pereira (Almada, PT)

14:00–15:30 | Raphael - The Hub

**PULMONARY HYPERTENSION: DIAGNOSIS, FUNCTIONAL IMAGING AND MOLECULAR PHENOTYPING** Rapid Fire Abstract

Chairperson(s): N. Galie (Bologna, IT); G. Simonneau (Clamart, FR)

- 14:00 **Brain natriuretic peptide (BNP) level at enrolment predicts 1- and 5-year transplant-free survival in patients with pulmonary arterial hypertension (PAH): data from the REVEAL registry.** 5746  
 – R. Frantz, H.F. Farber, D.B. Badesch, G.E. Elliott, A.F. Frost, M.M. McGoon, D.M. Mink, M.S. Selej, R.B. Benza (Rochester, Boston, Denver, Salt Lake City, Houston, San Francisco, South San Francisco and Pittsburgh, US)
- 14:18 **Severe ventricular interdependence as a cause of misclassification of group 2 pulmonary hypertension.** 5747  
 – S. Rosset, J. Aubert, M. Prella, L. Nicod, N. Aebischer, P. Yerly (Lausanne, CH)
- 14:27 **Pulmonary hypertension and pregnancy outcomes: data from the ROPAC study of the European Society of Cardiology.** 5748  
 – K. Sliwa-Hahnle, I. Van Hagen, W. Budts, L. Swan, G. Sinagra, M. Caruana, M. Valzquez Blanco, L. Wagenaar, M. Johnson, G. Webb, R. Hall, J. Roos-Hesselink (Cape Town, ZA; Rotterdam, NL; Leuven, BE; London and Norwich, UK; Trieste, IT; Malta, MT; Buenos Aires, AR; Cincinnati, US)
- 14:36 **Left and right ventricular peak filling rates are reduced in patients with pulmonary arterial hypertension measured with magnetic resonance imaging.** 5749  
 – C. Goransson, N.G. Vejlstrop, J. Carlsen (Copenhagen, DK)
- 14:45 **Peak oxygen uptake during exercise is able to exclude scleroderma-associated pulmonary arterial hypertension with a high probability.** 5750  
 – D. Dumitrescu, C. Nagel, G. Kovacs, T. Bollmann, M. Halank, J. Winkler, M. Hellmich, E. Grunig, H. Olschewski, R. Ewert, S. Rosenkranz (Cologne, Baden-Baden, Greifswald, Dresden, Leipzig and Heidelberg, DE; Graz, AT)
- 14:54 **Right ventricular function in acute and chronic pulmonary hypertension using exercise cardiac magnetic resonance imaging.** 5751  
 – S. Jajee, B. Statton, M. Quinlan, A. Berry, P. Tokarczuk, K. Murphy, H. Tighe, E. Lawlee, T. Diamond, L. Monje Garcia, L. Howard, D.P. O'Regan, J.S.R. Gibbs (London, UK)
- 15:03 **Regression of RV mass and interventricular septal curvature duration predict mortality in patients with pre-capillary pulmonary hypertension: a follow up study.** 5752  
 – J. Grapsa, T.C. Tan, L.S.G.E. Howard, D. Dawson, J.S.R. Gibbs, M.H. Picard, P. Nihoyannopoulos (London, UK; Boston, US)
- 15:12 **Molecular analysis of BMPR2, KCNK3 and TBX4 genes and genotype-phenotype in a Spanish cohort of patients with idiopathic and heritable pulmonary hypertension.** 5753  
 – P. Navas Tejedor, J. Tenorio Castano, C.A. Quezada Loaiza, E. Barrios Garrido, J. Palomino Doza, G. Gordo, M. Lopez Meseguer, P. Arias, P. Lapunzina Abadia, P. Escribano Subias (Madrid and Barcelona, ES)
- 15:21 **The finding of a founder mutation c.3344C>T(p.Pro1115Leu) in EIF2KA4 gene in iberian romani patients with pulmonary veno-occlusive disease: a family matter.** 5754  
 – P. Navas Tejedor, J. Tenorio Castano, C.A. Quezada Loaiza, L.L. Moran Fernandez, J. Palomino Doza, J.J. Rodriguez Reguero, J. Cifrian Martinez, L.A. Ruiz Iturriaga, A. Martinez Menana, P. Arias, G. Gordo, P. Lapunzina Abadia, P. Escribano Subias (Madrid, Oviedo, Santander and Bilbao, ES)

## 14:00–15:30 | Da Vinci - The Hub

## HAEMODYNAMICS AND OUTCOMES IN HYPERTENSION

Rapid Fire Abstract

Chairperson(s): R.B. Devereux (New York, US); A.M. Heagerty (Manchester, UK)

- 14:00 **Systolic blood pressure target for cardiovascular prevention in the elderly - a meta-analysis of randomized controlled trials.** 5755  
 – A.A.I. Moraes, C.P. Baena, T. Muka, A. Buitrago-Lopez, N.A. Schio, W. Bramer, M.H. Guedes, A. Zalula, B.O. Erbano, O.H. Franco, J.R. Faria Neto (Rotterdam, NL; Curitiba, BR; Bogota, CO)
- 14:18 **Treatment of hypertension with low cardiovascular risk is associated with significantly lowered mortality.** 5756  
 – C.J. Lee, J.W. Oh, S.H. Lee, S.M. Kang, D. Choi, S. Park (Seoul, KR)
- 14:27 **Relationship between systolic blood pressure and risk of stroke or systemic embolism in patients with atrial fibrillation: from the Fushimi AF Registry.** 5757  
 – M. Ishii, Y. An, M. Iguchi, N. Masunaga, M. Esato, Y.H. Chun, H. Wada, K. Hasegawa, H. Ogawa, M. Abe, M. Akao (Kyoto, JP)
- 14:36 **The mutual relationships among early-stage abnormalities of arterial stiffness, central hemodynamics and blood pressure elevation.** 5758  
 – S. Komatsu, H. Tomiyama, C. Matsumoto, K. Shiina, K. Kimura, A. Yamashina (Tokyo, JP)
- 14:45 **Selective heart rate reduction with ivabradine increases central blood pressure in stable coronary artery disease.** 5759  
 – D. Cerny, F. Messerli, S. Laurent, C. Seiler, S. Rimoldi (Bern, CH; Paris, FR)
- 14:54 **Appropriate goal of systolic blood pressure to prevent rapid progression of arterial stiffness: a 5-year longitudinal follow-up.** 5760  
 – W. Vutthikraivit, P. Vathesatogkit, K. Jongyotha, P. Rattanawong, N. Thongmung, A. Prombandankul, C. Kitiyakara, T. Limpjankit (Bangkok, TH)
- 15:03 **Systemic vascular load in transcatheter aortic valve replacement.** 5761  
 – E. Gutierrez Ibanes, R. Yotti, J. Bermejo, R. Angulo, C. Perez Del Villar, A. Alonso, M. Ventura, M.E. Vazquez, A. Rivera, A. Casado, M. Diez Del Hoyo, R. Sanz, F. Sarnago, J. Elizaga, F. Fernandez-Aviles (Madrid, ES)
- 15:12 **Left ventricular mass versus pulse wave velocity as predictors of coronary artery disease in patients with essential hypertension: data from a Greek 6-year-follow-up study.** 5762  
 – K. Dimitriadis, C. Tsioufis, D. Konstantinidis, T. Kalos, A. Kasiakogias, E. Andrikou, G. Liatakis, D. Tousoulis (Athens, GR)
- 15:21 **Effects of different classes of anti-hypertensive agents on survival in patients with uncomplicated hypertension.** 5763  
 – C.J. Lee, J.W. Oh, S.H. Lee, S.M. Kang, D. Choi, S. Park (Seoul, KR)

## 14:00–15:30 | Bernini - The Hub

## INNATE IMMUNITY IN CARDIOVASCULAR DISEASE



Symposium

Chairperson(s): G. Vilahur Garcia (Barcelona, ES); J. Wojta (Vienna, AT)

- 14:00 **Innate immunity and acute coronary syndromes.** 5764  
 – P. Libby (Boston, US)
- 14:22 **Pentraxins - Experimental and clinical relevance in cardiovascular disease.** 5765  
 – A. Catapano (Milan, IT)
- 14:45 **The contribution of NETs in acute coronary thrombosis.** 5766  
 – K. Preissner (Giessen, DE)
- 15:07 **The role of the inflammasome in cardiovascular diseases.** 5767  
 – Z. Mallat (Cambridge, UK)



14:00–15:30 | Michelangelo - The Hub

**NIGHTMARES IN THE CATH LAB**

Clinical Cases

Chairperson(s): D. Dudek (Krakow, PL); S. Muscoli (Rome, IT)

- 14:00 **Aortic valve embolization during transcatheter valve implantation: complication from a trans-aortic approach.** 5768  
– S. Fournier (Lausanne, CH)
- 14:12 **An atrioesophageal fistula develop after atrial fibrillation ablation.** 5769  
– R.A. Mori Junco (Madrid, ES)
- 14:25 **Chronic expanding pericardial hematoma mimicking a pericardial mass.** 5770  
– S. Carlson (Seattle, US)
- 14:38 **Coronary guidewire induced perforation and iatrogenic right ventricular perforation in same patient, managed percutaneously as a life saving measure.** 5771  
– P. Barwad (Chandigarh, IN)
- 14:51 **Embolized AMPLATZER septal occluder: what now?** 5772  
– J.C. Duarte Rodrigues (Oporto, PT)
- 15:04 **Retrieval of a ruptured and entrapped balloon into a guiding catheter with flared tip.** 5773  
– J.K.T. Lee (Hong Kong, HK)
- 15:17 **Success in retrieving dislodged stent by using a guiding catheter, which was cut like flare during intervention to coronary artery perforation.** 5774  
– M. Nakata (Naha, JP)

14:00–15:30 | Baku - Village 1

**LIPIDS AND CORONARY ARTERY DISEASE**

Advances in Science

Chairperson(s): I. Hoefler (Utrecht, NL); U. Laufs (Homburg, DE)

- 14:00 **State of the Art in lipids and coronary artery disease.** 5775  
– E. Stroes (Amsterdam, NL)
- 14:18 **Low levels of LDL-cholesterol and incidence of a wide range of cardiovascular diseases: a linked electronic health records cohort of 550,000 people.** 5776  
– A. Moayeri, R. Patel, M. Pujades Rodriguez, S. Denaxas, A. Banerjee, V. Allan, K. Direk, D. Prieto-Merino, F.W. Asselbergs, A.D. Hingorani, J.P. Casas, H. Hemingway (London, UK; Utrecht, NL)
- 14:36 **The ODYSSEY ESCAPE study: rationale, design, patient characteristics at baseline, and final study data.** 5777  
– P. Moriarty, K.G. Parhofer, S.P. Babirak, M.-A. Cornier, E. De Goma, P.B. Duell, B. Hohenstein, W. Ramlow, V. Schettler, V. Simha, E. Steinhagen-Thiessen, P.D. Thompson, A. Vogt, Y. Du, G. Manvelian (Kansas City, Scarborough, Aurora, Philadelphia, Portland, Rochester, Hartford, Basking Ridge and Tarrytown, US; Munich, Dresden, Rostock, Göttingen and Berlin, DE)
- 14:54 **Lipid internalization in inflammatory cells of LDLreceptor-deficient patients: role of LRP5.** 5778  
– T. Padro, R. Escate, M. Borrell-Pages, R. Aledo, P. Mata, L. Badimon (Barcelona and Madrid, ES)
- 15:12 **Future direction for research in lipids and coronary artery disease.** 5779  
– P. Barter (Paris, UK)

14:00–15:30 | Nicosia - Village 1

**NOVEL TARGETS IN ARRHYTHMIAS**

Symposium

Chairperson(s): D. Dobrev (Essen, DE); B. Casadei (Oxford, UK)

- 14:00 **Modification of the electrophysiological properties of VT substrate by stem cell therapy.** 5780  
– A. Arenal Maiz (Madrid, ES)
- 14:22 **SCN5A and Purkinje-related ventricular ectopy.** 5781  
– R. Ter Bekke (Maastricht, NL)
- 14:45 **CPVT and calcium sensing.** 5782  
– M. Gomez (Chatenay-Malabry, FR)
- 15:07 **Towards a cure: can pharmacology help?** 5783  
– C. MacRae (Boston, US)

14:00–15:30 | Helsinki - Village 2

**HOT TOPICS IN INTERVENTIONAL CARDIOLOGY 2016**

Symposium

Organised by European Association of Percutaneous Cardiovascular Interventions (EAPCI)

Chairperson(s): M. Valgimigli (Bern, CH); A. Baumbach (Bristol, UK)

- 14:00 **Will TAVI replace surgical aortic valve replacement?** 5784  
– S. Windecker (Bern, CH)
- 14:22 **Transcatheter mitral valve repair and replacement techniques.** 5785  
– M. Haude (Neuss, DE)
- 14:45 **Bioresorbable coronary scaffolds - A critical appraisal of first generation devices.** 5786  
– R.A. Byrne (Munich, DE)
- 15:07 **Renal denervation for the treatment of arterial hypertension: an update.** 5787  
– F. Mahfoud (Homburg, DE)





14:00–15:30 | Sarajevo - Village 2

**THE HEART-TEAM BASED PRACTICE IN 2016: SPACE FOR IMPROVEMENT IN THE INTERACTION BETWEEN CARDIOLOGISTS AND CARDIAC SURGEONS?**

Symposium

Joint with the European Association for Cardio-Thoracic Surgery

Chairperson(s): M. Grabenwoeger (Vienna, AT); P. Tornos Mas (Barcelona, ES)

- |       |  |      |
|-------|--|------|
| 14:00 | <b>In coronary artery disease: how big is the gap between guidelines and daily practice and how we want to close it.</b><br>– V. Falk (Berlin, DE) | 5788 |
| 14:22 | <b>In congestive heart failure: how and when to make it happen.</b><br>– S. Price (London, UK)   | 5789 |
| 14:45 | <b>In valvular heart disease: what is working, what is not?</b><br>– H. Treede (Halle, DE)   | 5790 |
| 15:07 | <b>In congenital heart disease: why it is so important?</b><br>– P. Acar (Toulouse, FR)  | 5791 |

14:00–15:30 | Cairo - Village 3



**BURNING CASES FROM RECENT GUIDELINES**

Guidelines in Daily Practice

Chairperson(s): M.A. Alonso Garcia (London, UK); C. Ceconi (Desenzano del Garda, IT)

- |       |   |      |
|-------|---|------|
| 14:00 | <b>A patient with mitral valve endocarditis: a heart team work - Clinical case.</b><br>– M. Wallner (Graz, AT)  | 5792 |
| 14:15 | <b>A patient with mitral valve endocarditis: a heart team work - What do the Guidelines say?</b><br>– G. Habib (Marseille, FR)  | 5793 |
| 14:30 | <b>A patient with mitral valve endocarditis: a heart team work - Panel discussion on how to implement the Guidelines.</b><br>– M.J. Antunes (Coimbra, PT), R. Dalmou (Madrid, ES) | 5794 |
| 14:40 | <b>A patient with mitral valve endocarditis: a heart team work - Conclusion and take home message.</b><br>– M.A. Alonso Garcia (London, UK)                                       | 5795 |
| 14:45 | <b>An athlete with syncope and premature ventricular beats - Clinical case.</b><br>– R. Providencia (London, UK)  | 5796 |
| 15:00 | <b>An athlete with syncope and premature ventricular beats - What do the Guidelines say?</b><br>– S.G. Priori (Pavia, IT)   | 5797 |
| 15:15 | <b>An athlete with syncope and premature ventricular beats - Panel discussion on how to implement the Guidelines.</b><br>– R. Hatala (Bratislava, SK), G. Hindricks (Leipzig, DE) | 5798 |
| 15:25 | <b>An athlete with syncope and premature ventricular beats - Conclusion and take home message.</b><br>– C. Ceconi (Desenzano del Garda, IT)                                       | 5799 |

14:00–15:30 | Yerevan - Village 3

**A PERSPECTIVE ON THE EFFECTS OF EMPAGLIFOZIN IN CARDIOVASCULAR OUTCOMES**

Advances in Science

Chairperson(s): S. Agewall (Oslo, NO); J.L. Lopez-Sendon (Madrid, ES)

- |       |   |      |
|-------|---|------|
| 14:00 | <b>State of the Art in Empaglifozin in cardiovascular outcomes.</b><br>– D. Fitchett (Toronto, CA)  | 5800 |
| 14:18 | <b>Effect of empaglifozin on heart failure outcomes in subgroups by age: results from EMPA-REG OUTCOME.</b><br>– P. Monteiro, N. Schaper, D. Clark, S. Hantel, H.J. Woerle, S.E. Inzucchi, D. Fitchett (Coimbra, PT; Maastricht, NL; Ingelheim am Rhein, DE; New Haven, US; Toronto, CA)        | 5801 |
| 14:36 | <b>Cardiovascular outcomes according to LDL cholesterol levels in EMPA-REG OUTCOME.</b><br>– G. Langslet, B. Zinman, C. Wanner, S. Hantel, R.-M. Espadero, O.E. Johansen, D. Fitchett (Oslo and Asker, NO; Toronto, CA; Würzburg and Biberach, DE; Barcelona, ES)                               | 5802 |
| 14:54 | <b>Effect of empaglifozin on cardiovascular death in subgroups by age: results from EMPA-REG OUTCOME.</b><br>– M. Ridderstrale, D. Fitchett, S. Giljanovic Kis, H.J. Woerle, M. Mattheus, B. Zinman, S. Inzucchi (Gentofte, DK; Toronto, CA; Zagreb, HR; Ingelheim am Rhein, DE; New Haven, US) | 5803 |
| 15:12 | <b>Future direction for research in Empaglifozin heart failure treatment.</b><br>– P.A. Sarafidis (Thessaloniki, GR)  | 5804 |

14:00–15:30 | Berlin - Village 4

**e-HEALTH APPLICATIONS IN ARRHYTHMIA MANAGEMENT**

Symposium

Chairperson(s): J. Lumens (Maastricht, NL); E. Piotrowicz (Warsaw, PL)

- 14:00 **Tackling the atrial fibrillation epidemic. The contribution of mobile technology.** 5805  
– F. Lombardi (Milan, IT)
- 14:22 **Remote monitoring of Cardiovascular Implantable Electronic Devices (CIEDs): current EU practice – Future expectations.** 5806  
– P.E. Dilaveris (Athens, GR)
- 14:45 **Remote monitoring of wearable or implantable long-term ECG monitors: a cost-effectiveness analysis.** 5807  
– M. Brignole (Lavagna, IT)
- 15:07 **Anti-arrhythmic therapy in ischaemic heart disease: insights from modelling.** 5808  
– F. Koehler (Berlin, DE)



14:00–15:30 | Minsk - Village 4

**HOT TOPICS IN ARRHYTHMOLOGY**

Symposium

**Organised by European Heart Rhythm Association (EHRA)**

Chairperson(s): M. Glikson (Ramat Gan, IL); H. Puererfellner (Linz, AT)

- 14:00 **Leadless pacing - State of the Art.** 5809  
– P. Ritter (Pessac, FR)
- 14:22 **Recent technical developments in atrial fibrillation ablation.** 5810  
– M. Duytschaever (Ghent, BE)
- 14:45 **Detection and treatment of subclinical atrial fibrillation.** 5811  
– G. Boriani (Modena, IT)
- 15:07 **Management of VT.** 5812  
– N. Dagres (Leipzig, DE)

14:00–15:30 | Athens - Village 5

**TAILORING ANTITHROMBOTICS ACCORDING TO BLEEDING RISK**

Advances in Science

Chairperson(s): K. Huber (Vienna, AT); B. Rocca (Rome, IT)

- 14:00 **State of the Art in tailoring antithrombotics according to bleeding risk.** 5813  
– F. Andreotti (Rome, IT)
- 14:18 **Combining oral anticoagulants with antiplatelet therapy in patients with non-valvular atrial fibrillation: findings from the GLORIA-AF registry program.** 5814  
– C. Teutsch, J. Halperin, H.-C. Diener, S. Dubner, C. Ma, K. Rothman, K. Zint, A. Elsaesser, M. Paquette, M. Huisman, D. Bartels, G.Y.H. Lip (Ingelheim am Rhein and Essen, DE; New York and Durham, US; Buenos Aires, AR; Beijing, CN; Leiden, NL; Birmingham, UK)
- 14:36 **Impact of previous exposure to oral anticoagulants on the risk of death or rehospitalization in patients with acute coronary syndrome - analysis according to the anticipated risk of bleeding.** 5815  
– C. Ruivo, F. Sa, J. Correia, S. Pernencar, A. Antunes, F. Saraiva, N. Carvalho, J. Morais (Leiria, PT)
- 14:54 **Aspirin versus no aspirin on top of vitamin K antagonists in outpatients with stable coronary artery disease and atrial fibrillation: Association with ischaemic and bleeding events.** 5816  
– G. Lemesle, G. Ducrocq, Y. Elbez, E. Van Belle, S. Goto, C.P. Cannon, C. Bauters, D.L. Bhatt, P.G. Steg (Lille and Paris, FR; Kanagawa, JP; Boston, US)
- 15:12 **Future direction for research in tailoring according to bleeding risk.** 5817  
– R. De Caterina (Chieti, IT)



14:00–15:30 | Copenhagen - Village 5

**WHAT IS GOING ON IN ACUTE CARDIOVASCULAR CARE?**

Symposium

**Organised by Acute Cardiovascular Care Association (ACCA)**

Chairperson(s): M. Lettino (Milan, IT); H. Bueno (Madrid, ES)

- 14:00 **What is new in biomarkers for acute cardiovascular care?** 5818  
– C.E. Mueller (Basel, CH)
- 14:22 **Spontaneous coronary artery dissection: a clinical and research challenge.** 5819  
– D. Adlam (Loughborough, UK)
- 14:45 **How to make the key decisions in the ED for patients with acute heart failure.** 5820  
– O. Miro (Barcelona, ES)
- 15:07 **Measuring quality in myocardial infarction.** 5821  
– F. Schiele (Besançon, FR)

## 14:00–15:30 | Budapest - Village 6



## DIFFICULT CANCER PATIENTS WITH CARDIAC COMPLICATIONS

Case-based Symposium

Chairperson(s): H.J. Ukkonen (Turku, FI); T.H. Marwick (Melbourne, AU)

- 14:00 **A patient with chest pain during chemotherapy for lung cancer - Clinical case.** 5822  
– A.N. Kitsiou (Athens, GR)
- 14:20 **A patient with chest pain during chemotherapy for lung cancer - Panel discussion and questions from the audience.** 5823  
– G. Athanassopoulos (Piraeus, GR), M. Galderisi (Naples, IT), A. Asnani (Boston, US)
- 14:35 **Patient with new onset heart failure on chemotherapy for breast cancer - Clinical case.** 5824  
– R.E. Dulgheru (Liège, BE)
- 14:55 **Patient with new onset heart failure on chemotherapy for breast cancer - Panel discussion and questions from the audience.** 5825  
– G. Athanassopoulos (Piraeus, GR), M. Galderisi (Naples, IT), A. Asnani (Boston, US)
- 15:10 **The role of cardiac imaging in cardiac oncology - State of the Art.** 5826  
– M. Scherrer-Crosbie (Boston, US)

## 14:00–15:30 | Tbilisi - Village 6

## REMOTE MONITORING OF IMPLANTABLE DEVICES

Advances in Science

Chairperson(s): R.P. Ricci (Rome, IT); E.T. van der Velde (Leiden, NL)

- 14:00 **State of the Art in remote monitoring of implantable devices.** 5827  
– E.T. Locati (Milan, IT)
- 14:18 **The earlier the better: getting remote monitoring started earlier may improve patient adherence.** 5828  
– L. Rosenfeld, A. Patel, F. Liu, S. Sears (New Haven, Mounds View and Greenville, US)
- 14:36 **Daily remote monitoring of implantable cardioverter-defibrillators: Pooled individual patient data from IN-TIME, ECOST, and TRUST trials suggest a mechanism of clinical benefit.** 5829  
– J. Proff, G. Hindricks, N. Varma, S. Kacet, T. Lewalter, P. Sogaard, L. Guedon-Moreau, T.A. Gerds, S.D. Anker (Berlin, Leipzig, Munich and Göttingen, DE; Cleveland, US; Lille, FR; Aalborg and Copenhagen, DK)
- 14:54 **Implanted sensors identify changes prior to and following non-cardiac hospitalizations in patients with chronic heart failure: insights from the MultiSENSE study.** 5830  
– J.P. Boehmer, R. Warier (Hershey and St. Paul, US)
- 15:12 **Future direction for research in remote monitoring of implantable devices.** 5831  
– P. Dendale (Hasselt, BE)

## 14:00–15:30 | Paris - Village 7



## THE YEAR IN PREVENTION: SCIENTIFIC HIGHLIGHTS FROM EUROPREVENT MEETING 2016 AND BEYOND

Symposium

Organised by European Association for Cardiovascular Prevention &amp; Rehabilitation (EACPR)

Chairperson(s): A. Pelliccia (Rome, IT); J.-P. Schmid (Bern, CH)

- 14:00 **Scientific highlights in cardiac rehabilitation.** 5832  
– A. Abreu (Lisbon, PT)
- 14:22 **Scientific highlights in prevention, epidemiology and population science.** 5833  
– M. Verschuren (Bilthoven, NL)
- 14:45 **Scientific highlights in sports cardiology.** 5834  
– E.E. Solberg (Oslo, NO)
- 15:07 **Scientific highlights in exercise, basic and translational research.** 5835  
– P. Leeson (Oxford, UK)





**14:00–15:30 | Reykjavik - Village 7**

**PRIMARY PREVENTION – WHAT THE GUIDELINES TELL US**

Guidelines in Daily Practice

Chairperson(s): U. Nixdorff (Düsseldorf, DE); M.C. Deaton (Cambridge, UK)

14:00	<b>Young female at high risk.</b> – A.T. Timoteo (Lisbon, PT)	5836
14:15	<b>Young female at high risk - What do the Guidelines say?</b> – Y.M. Smulders (Amsterdam, NL)	5837
14:30	<b>Young female at high risk - Panel discussion on how to implement the Guidelines.</b> – I.M. Graham (Dublin, IE), E. Prescott (Copenhagen, DK), C.S. Jennings (London, UK)	5838
14:40	<b>Young female at high risk - Conclusion and take home message.</b> – U. Nixdorff (Düsseldorf, DE)	5839
14:45	<b>Behavioural change in the non-compliant high risk patient.</b> – C.D. Lionis (Heraklion, GR)	5840
15:00	<b>Behavioural change in the non-compliant high risk patient - What do the Guidelines say?</b> – J. Perk (Oskarshamn, SE)	5841
15:15	<b>Behavioural change in the non-compliant high risk patient - Panel discussion on how to implement the Guidelines.</b> – I.M. Graham (Dublin, IE), E. Prescott (Copenhagen, DK), C.S. Jennings (London, UK)	5842
15:25	<b>Behavioural change in the non-compliant high risk patient - Conclusion and take home message.</b> – M.C. Deaton (Cambridge, UK)	5843

**14:00–15:30 | Brussels - Village 8**

**WHAT A CARDIOLOGIST SHOULD KNOW ABOUT HEART FAILURE WITH COMORBIDITIES**

Symposium

Organised by Heart Failure Association of the ESC

Chairperson(s): F. Ruschitzka (Zurich, CH); P. Seferovic (Belgrade, RS)

14:00	<b>Differences between preserved and reduced ejection fraction.</b> – A. Ahmed (Washington, US)	5844
14:22	<b>Biomarkers and diagnostic devices in patients with comorbidities.</b> – R.A. De Boer (Groningen, NL)	5845
14:45	<b>Management of heart failure with worsening renal function.</b> – M. Metra (Brescia, IT)	5846
15:07	<b>Heart failure and diabetes.</b> – S.D. Anker (Göttingen, DE)	5847

**14:00–15:30 | Tallinn - Village 8**

**WHAT'S NEW IN CHRONIC HEART FAILURE DEVICES**

Symposium

Chairperson(s): F.K. Triposkiadis (Larissa, GR); A. Auricchio (Lugano, CH)

14:00	<b>Non-invasive monitoring of congestion.</b> – J.G.F. Cleland (London, UK)	5848
14:22	<b>Invasive haemodynamic and congestion monitoring.</b> – M. Böhm (Homburg, DE)	5849
14:45	<b>Vagal nerve stimulation.</b> – F. Zannad (Vandoeuvre-lès-Nancy, FR)	5850
15:07	<b>Baroreflex stimulation.</b> – W.T. Abraham (Columbus, US)	5851





■ 14:00–15:30 | Vienne - Village 9

**PULMONARY EMBOLISM: FACING THE LIMITS OF EVIDENCE**

Meet the Experts

Chairperson(s): S.V. Konstantinides (Mainz, DE); N. Meneveau (Besançon, FR)

14:00	<b>Pulmonary embolism: facing the limits of evidence - Introduction to the session.</b>	5852
	– S.V. Konstantinides (Mainz, DE)	
14:05	<b>A patient with pulmonary embolism and cancer.</b>	5853
	– R. Maclean (Sheffield, UK)	
14:15	<b>A patient with pulmonary embolism and cancer - Panel discussion and questions from the audience.</b>	5854
	– C. Becattini (Perugia, IT), F. Couturaud (Brest, FR), S. Middeldorp (Amsterdam, NL)	
14:30	<b>A pregnant patient with suspected pulmonary embolism.</b>	5855
	– F. Ni Ainle (Dublin, IE)	
14:40	<b>A pregnant patient with suspected pulmonary embolism - Panel discussion and questions from the audience.</b>	5856
	– C. Becattini (Perugia, IT), F. Couturaud (Brest, FR), S. Middeldorp (Amsterdam, NL)	
14:55	<b>Anticoagulation after pulmonary embolism: how long is long enough?</b>	5857
	– P. Verhamme (Leuven, BE)	
15:05	<b>Anticoagulation after pulmonary embolism: how long is long enough? Panel discussion and questions from the audience.</b>	5858
	– C. Becattini (Perugia, IT), F. Couturaud (Brest, FR), N. Meneveau (Besançon, FR)	
15:20	<b>Pulmonary embolism: facing the limits of evidence - Take home message.</b>	5859
	– N. Meneveau (Besançon, FR)	

■ 14:00–15:30 | Zagreb - Village 9

**THE MYOCARDITIS CHALLENGE**

Advances in Science

Chairperson(s): A. Linhart (Prague, CZ); C. Rapezzi (Bologna, IT)

14:00	<b>State of the Art in diagnosis and treatment of myocarditis.</b>	5860
	– H.P. Schultheiss (Berlin, DE)	
14:18	<b>Blocking the IL-1 beta signalling pathway can inhibit the development of a chronic viral myocarditis and cardiac remodelling.</b>	5861
	– T. Erdenesukh, M. Sauter, R. Kandolf, K. Klingel (Tübingen, DE)	
14:36	<b>Colchicine aggravates coxsackievirus B3 infection in mice.</b>	5862
	– R. Emmens, B.J. Smilde, L. Woudstra, G. Fong Hing, D. Wouters, S. Zeerleder, J.L. Murk, S.M. Van Ham, S. Heymans, L.J.M. Juffermans, A.C. Van Rossum, J.W.M. Niessen, P.A.J. Krijnen (Amsterdam, Utrecht and Maastricht, NL)	
14:54	<b>Long-term outcome and its predictors in giant cell myocarditis.</b>	5863
	– H.-K. Nordenswan, J. Lehtonen, K. Ekstrom, R. Kandolin, A. Raisanen-Sokolowski, K. Salmenkivi, M. Kupari (Helsinki, FI)	
15:12	<b>Future direction for research in myocarditis: from bench to bedside.</b>	5864
	– U. Eriksson (Wetzikon, CH)	

14:00–15:30 | Agora 1 - Poster Area

NEW APPLICATIONS OF CMR

Rapid Fire Abstract

Chairperson(s): M. Lombardi (San Donato Milanese, IT); I. Eitel (Leipzig, DE)

- |       |  |      |
|-------|--|------|
| 14:00 | <b>Cardiac magnetic resonance late gadolinium enhancement in patients with genetic dilated cardiomyopathy.</b>   | 5865 |
|       | – A. Sousa, T. Pinho, P. Canedo, L. Lopes, O. Azevedo, A. Madureira, A. Belo, J. Silva Cardoso, J.C. Machado, E. Martins (Porto, Lisbon and Guimaraes, PT)   |      |
| 14:09 | <b>PROSPECT CMR study: PROgnostic Stratification in Patients with ST-Elevation myoCardial infarction over Transthoracic echocardiography by CMR.</b>   | 5866 |
|       | – G. Pontone, D. Andreini, G. Ferro, A.I. Guaricci, M. Guglielmo, S. Mushtaq, A. Baggiano, P. Carita', M. Verdecchia, M. Pepi (Milan, Palermo, Bari and Chieti, IT)  |      |
| 14:18 | <b>Diabetes mellitus and insulin resistance associate with left ventricular remodeling and function by cardiac magnetic resonance imaging from the Multi-Ethnic Study of Atherosclerosis.</b>  | 5867 |
|       | – K. Yoneyama, B.A. Venkatesh, C. Wu, N. Mewton, O. Gjesdal, S. Kishi, R. McClelland, D. Bluemke, J. Lima (Baltimore, Bethesda and Seattle, US; Oslo, NO)  |      |
| 14:27 | <b>Textural Analysis: virtual histological examination of the left ventricular myocardium using SSFP cines in CMR: Extracting more detail than the human eye can perceive.</b>   | 5868 |
|       | – R.S. Schofield, B. Ganeshan, R. Endozo, A. Groves, J. Moon (London, UK)  |      |
| 14:36 | <b>Left atrial emptying fraction predicts ventricular arrhythmias in patients with implantable cardioverter-defibrillators.</b>  | 5869 |
|       | – M.T. Rijnierse, M. Kamali Sadeghian, S. Schuurmans Stekhoven, P.S. Biesbroek, A.C.J. Van Der Lingen, A.C. Van Rossum, R. Nijveldt, C.P. Allaart (Amsterdam, NL)  |      |
| 14:45 | <b>Metabolic changes and relationship with left ventricular contractile function in heart failure with reduced and normal ejection fraction.</b>   | 5870 |
|       | – M. Mahmood, N. Pal, C. Holloway, S. Dass, E. Levelt, R. Ariga, V. Ferreira, S. Plechnik, R. Banerjee, S. Schneider, J. Francis, O. Rider, T. Karamitsos, H. Ashrafian, S. Neubauer (Oxford, UK; Sydney, AU; Ann Arbor, US; Thessaloniki, GR) |      |
| 14:54 | <b>Edematous reaction after myocardial infarction is not stable and follows a bimodal pattern: first-in-man evidence.</b>  | 5871 |
|       | – M. Barreiro-Perez, A. Martin-Garcia, R. Fernandez-Jimenez, J. Sanchez-Gonzalez, E. Diaz-Pelaez, S. Merchan, P. Vara, I. Zamarró, I. Martínez-Pla, V. Fuster, P.L. Sanchez, B. Ibanez (Salamanca and Madrid, ES)                              |      |
| 15:03 | <b>Extracellular volume by cardiac magnetic resonance t1 mapping in cardiac amyloidosis: validation with endomyocardial biopsy.</b>  | 5872 |
|       | – F. Duca, A. Kammerlander, C. Zotter-Tufaro, S. Aschauer, M. Schwaiger, B. Marzluf, D. Bonderman, J. Mascherbauer (Vienna, AT)  |      |
| 15:21 | <b>Association of cardiac magnetic resonance derived indexes of fibrosis with adverse cardiovascular events in heart transplanted patients.</b>  | 5873 |
|       | – P. Pedrotti, P. Campadello, G. Masciocco, G. Quattrocchi, A. Milazzo, C. Giannattasio, M. Frigerio, A. Roghi, O. Rimoldi (Milan, IT)   |      |

## 14:00–15:30 | Agora 2 - Poster Area

## NEW INSIGHTS IN STROKE

## Rapid Fire Abstract

- Chairperson(s): K.G. Haeusler (Berlin, DE); P. Widimsky (Prague, CZ)
- 14:00 **Perioperative stroke after coronary artery bypass grafting with manipulation of the aorta: a systematic review and meta-analysis with 37384 cases.** 5874  
– D.F. Zhao, J.J.B. Edelman, K. Phan, M. Seco, P.G. Bannon, M.K. Wilson, M.J. Byrom, D.P. Taggart, J.D. Puskas, M.P. Vallely (Sydney, AU; Oxford, UK; New York, US)
- 14:09 **Relationship between body mass index and outcomes in 21,028 patients with atrial fibrillation treated with edoxaban or warfarin in ENGAGE AF-TIMI 48 trial.** 5875  
– G. Boriani, C. Ruff, J. Kuder, M. Shi, H. Lanz, H. Rutman, M. Mercuri, E. Antman, E. Braunwald, R.P. Giugliano (Modena, IT; Boston and Parsippany, US)
- 14:18 **Carotid plaque rather than carotid intima-media thickness is a long-term predictor of vascular events in the patients with acute ischemic stroke.** 5876  
– H.J. Yoon, J.Y. Cho, K.H. Kim, J.C. Park (Gwangju, KR)
- 14:27 **Predictors and clinical outcome after stroke in patients undergoing transcatheter aortic valve implantation.** 5877  
– E. Munoz-Garcia, M. Munoz-Garcia, A.J. Munoz Garcia, A.J. Dominguez-Franco, M.F. Jimenez-Navarro, J.H. Alonso-Briales, J.J. Gomez-Doblas, J.M. Hernandez-Garcia, E. De Teresa-Galvan (Málaga and Jaén, ES)
- 14:36 **Von Willebrand factor predicts adverse events in real world anticoagulated atrial fibrillation patients.** 5878  
– V. Roldan-Schilling, J.M. Rivera-Caravaca, D. Hernandez-Romero, M.A. Esteve-Pastor, V. Vicente, M. Valdes, G.Y. Lip, F. Marin (Murcia, ES; Birmingham, UK)
- 14:45 **Endocarditis-related stroke is not a contraindication for early cardiac surgery: an investigation among 395 patients.** 5879  
– E. Ruttman-Ulmer, M. Dietl, C. Tiller, J. Willeit, W. Poewe, M. Grimm, L.C. Mueller, J. Kilo (Innsbruck, AT)
- 14:54 **Recurrent ischaemic stroke or death in patients with ischaemic stroke and frequent premature atrial complexes.** 5880  
– K.H. Vinther, C. Tveskov, S. Auscher, K.H. Egstrup (Svendborg, DK)
- 15:03 **Infective endocarditis with cerebral embolism: early or late surgery meta-analysis.** 5881  
– T.K.M. Wang, M.T.M. Wang, J. Pemberton (Auckland, NZ)
- 15:12 **Heart failure as a cause of a cerebral infarction without atrial fibrillation; analysis from 2472 autopsy cases.** 5882  
– K. Harada, S. Futami, A. Suzuki, A. Morozumi, Y. Saito, C. Jubishi, T. Okawa, Y. Nemoto, M. Sugie, J. Tanaka, T. Ishiyama, J. Ishikawa, K. Takeda, Y. Tsubokou, H. Fujimoto (Tokyo, JP)
- 15:21 **Stroke in ICD-patients: clinical characteristics and temporal trends during the last 20 years.** 5883  
– T. Kleemann, M. Strauss, K. Kouraki, N. Werner, K. Schmidt, I. Franjic, R. Zahn (Ludwigshafen, DE)

Moderated Posters are on display from 14:00 to 18:00 on the plasma screen of the topic related Moderated Poster station.

During the moderated poster session (15:35–16:25), from a large plasma screen, Presenters will summarise their research within 3 minutes and then address questions from the Chairpersons and Audience.

**15:35–16:25 | Moderated poster station - Poster Area**

**COMMON CLINICAL APPLICATIONS OF CMR**

**Moderated Posters**

Chairperson(s): M. Al-Mallah (Riyadh, SA); B.L.M. Gerber (Woluwe-St. Lambert, BE)

- 15:35 **Clinical impact of myocardial ischemia and viability after treatment of proximal left anterior descending artery chronic total occlusions.** **P5884**  
– W. Pimentel, J. Buchler, S. Assis, E. Bocchi, W. Custodio (São Paulo, BR)
- 15:42 **Fulminant versus non fulminant acute myocarditis: evolution of late gadolinium enhancement burden.** **P5885**  
– P. Pedrotti, F. Moroni, E. Ammirati, A. Peritore, A. Milazzo, G. Quattrocchi, C. Giannattasio, M. Frigerio, A. Roghi (Milan, IT)
- 15:49 **COPD-patients with acute NSTEMI are safely and effectively evaluated using regadenoson stress testing in cardiac MRI, its excellent predictive value can facilitate further risk stratification.** **P5886**  
– F.T. Range, F. Boenner, S. Haberkorn, S. Keymel, M. Kelm, M. Neizel-Wittke (Düsseldorf, DE)
- 15:56 **Relationship between the morphology of myocardial infarction scar border assessed by cardiac magnetic resonance and the inducibility of ventricular tachycardia.** **P5887**  
– N. Hammache, D. Voilliot, B. Brembilla-Perrot, F. Odille, F. Felblinger, D. Mandry, P.Y. Marie, N. Sadoul, O. Huttin, C. De Chillou (Vandoeuvre-lès-Nancy, FR)
- 16:03 **Impact of aortic size and function assessed by MRI on incident hypertension and blood pressure progression: the multi-ethnic study of atherosclerosis.** **P5888**  
– Y. Ohyama, B. Ambale-Venkatesh, K. Yoneyama, C. Nwabuo, C. Noda, G. Teixeira Tura, A. Redheuil, A. Gomes, G. Hundley, T. Nakamura, D. Bluemke, J. Lima (Baltimore, Los Angeles, Winston-Salem and Bethesda, US; Barcelona, ES; Paris, FR; Maebashi, JP)
- 16:10 **Flow patterns and rotational flow as predictors of ascending aorta dilatation in bicuspid aortic valve.** **P5889**  
– L. Dux-Santoy, R. Kale, S. Caballe-Vizcaino, G. Maldonado, M. Huguet, G. Teixeira-Tura, F. Valente, L. Galian, L. Gutierrez, T. Gonzalez-Alujas, D. Garcia-Dorado, A. Evangelista, J.F. Rodriguez-Palomares (Barcelona, ES)
- 16:17 **Impact of simultaneous central blood pressure measurements during aortic strain magnetic resonance imaging.** **P5890**  
– G.S. Soulat, S. Millasseau, S. Stroer, N. Kachenoura, P. Boutouyrie, S. Laurent, E. Mousseaux (Paris and Saint-Leu-la-Forêt, FR)

**15:35–16:25 | Moderated poster station - Poster Area**

**LIPID-LOWERING AGENTS – NEW PERSPECTIVES**

**Moderated Posters**

Chairperson(s): L. Cho (Cleveland, US); J.C. Kaski (London, UK)

- 15:35 **Effect of K-877, a potent and selective PPAR alpha modulator (SPPARM alpha), on postprandial hyperlipidemia in dyslipidemic patients: a randomized cross-over study.** **P5891**  
– S. Yamashita, S. Ishibashi, H. Arai, E. Araki, K. Yokote, H. Suganami, T. Kodama (Izumisano, Shimotsuke, Obu, Kumamoto, Chiba and Tokyo, JP)
- 15:43 **A multi-regional, randomized evaluation of the lipid-modifying efficacy and tolerability of anacetrapib added to ongoing statin therapy in patients with hypercholesterolemia or low HDL-C.** **P5892**  
– C.M. Ballantyne, S. Shah, A. Sapre, T.B. Ashraf, S. Tobias, T. Sahin, P. Ye, W.H.H. Sheu, D.H. Kang, P. Rossi, Y. Moiseeva, I.R. Briones, A.O. Johnson-Levonas, Y.B. Mitchel (Houston and Kenilworth, US; Kocaeli, TR; Beijing, CN; Taichung, TW; Seoul, KR; Parana, BR; Moscow, RU; San Luis Potosi, MX)
- 15:51 **Comparative efficacy of ezetimibe plus simvastatin combined therapy vs. simvastatin monotherapy for individuals with reduced estimated glomerular filtration rate.** **P5893**  
– J.W. Stanifer, D.M. Charytan, J. White, Y. Likhnygina, C. Cannon, M.A. Blazing (Durham and Boston, US)
- 16:00 **Clinical tolerability and safety profile of CER-001, a novel bio-engineered pre-beta HDL-mimetic, across the clinical development programs.** **P5894**  
– A. Corsini, N. Ferri, J.L. Dasseux, R. Barbaras, C. Keyserling, R. Benghozi (Milan and Padua, IT; Toulouse, FR)
- 16:08 **Effect of pcsk9 antibodies on neurocognitive outcomes and improved survival in patients at higher risk: a meta-analysis of randomised controlled trials.** **P5895**  
– M. Kolodziejczak, D. Dimitroulis, M. Brockmeyer, G. Wolff, E.P. Navarese (Bydgoszcz, PL; Düsseldorf, DE)
- 16:16 **Dose-response relationship between proton pump inhibitor use and associated risk of myocardial infarction: a nationwide cohort study.** **P5896**  
– T.S.G. Sehested, E.L. Fosboel, P.W. Hansen, M.G. Charlot, C. Torp-Pedersen, G.H. Gislason (Copenhagen and Aalborg, DK)

15:35–16:25 | Moderated poster station - Poster Area

VALVE REPAIR AND ASSIST DEVICES

Moderated Posters

Chairperson(s): J.F.O. Obadia (Lyon-Bron, FR); M. De Bonis (Milan, IT)

- 15:35 **Long-term outcome of mitral valve repair versus replacement in a large series of patients with infective endocarditis.** P5897  
 – E. Ruttman-Ulmer, M. Dietl, J. Kilo, M. Grimm, L.C. Mueller, H. Ulmer (Innsbruck, AT)
- 15:42 **Comparison of contemporary risk scores for predicting mortality and morbidity after mitral valve surgery.** P5898  
 – T.K.M. Wang, S. Harmos, T. Ramanathan, P. Ruygrok (Auckland, NZ)
- 15:49 **Performance of existing clinical prediction models for predicting mortality after transcatheter aortic valve implantation.** P5899  
 – G.P. Martin, M. Sperrin, P.F. Ludman, M.A. De Belder, C.P. Gale, W.D. Toff, N.E. Moat, U. Trivedi, I. Buchan, M.A. Mamas (Manchester, Birmingham, Middlesborough, Leeds, Leicester, London and Brighton, UK)
- 15:56 **Metabolic syndrome affects valve-related adverse events after biological heart valve replacement.** P5900  
 – E. Angeloni, G. Melina, S. Refice, F. Capuano, A. Roscitano, C. Comito, R. Sinatra (Rome, IT)
- 16:03 **Can TAVI patients receive aspirin monotherapy as patients after surgical aortic bioprosthesis implantation? Data from the Polish Registry POL-TAVI.** P5901  
 – K. Czerwinska, M. Zembala, M. Dabrowski, A. Witkowski, A. Ochala, J. Kochman, D. Dudek, P. Kubler, D. Jagielak, J. Stepinska (Warsaw, Zabrze, Katowice, Krakow, Wroclaw and Gdansk, PL)
- 16:10 **Preservation of arterial pulsatility to prevent acquired von willebrand disease with continuous-flow left ventricular assist device: insights from a pig model.** P5902  
 – F. Vincent, A. Rauch, C. Nix, T. Siess, G. Schurtz, N. Rousse, C. Delhay, M. Moussa, G. Lemesle, V. Loobuyck, B. Staels, A. Vincentelli, P.J. Lenting, S. Susen, E. Van Belle (Lille and Le Kremlin-Bicêtre, FR; Aachen, DE)
- 16:17 **A novel autologous heart valve with growth potential.** P5903  
 – Y. Takewa, Y. Nakayama, H. Sumikura, N. Naito, K. Iizuka, K. Kanda, E. Tatsumi (Osaka and Kyoto, JP)

15:35–16:25 | Moderated poster station - Poster Area

MANAGEMENT OF SYNCOPE

Moderated Posters

Chairperson(s): R. Sutton (Monte Carlo, MC); M. Brignole (Lavagna, IT)

- 15:35 **Long term clinical and economic burden of recurrent unexplained syncope and the real world effectiveness of implantable cardiac monitors in England.** P5904  
 – C.A. Wolff, S. Petkar (Tolochenaz, CH; Wolverhampton, UK)
- 15:42 **Hospital admissions for orthostatic hypotension and syncope in middle age: insights from the Malmo Preventive Project.** P5905  
 – F. Ricci, L. Manzoli, R. Sutton, O. Melander, S. Gallina, R. De Caterina, A. Fedorowski (Chieti, IT; London, UK; Malmö, SE)
- 15:49 **Return to work is high following syncope: a nationwide study.** P5906  
 – A. Nume, K. Kragholm, N. Carlson, H. Boggild, G. Gislason, C. Torp-Pedersen, M. Ruwald (Hellerup and Aalborg, DK)
- 15:56 **Long-term outcome of patients with cardioinhibitory vasovagal syncope induced by head up tilt test.** P5907  
 – V. Russo, A. Rago, N. Rovai, G. Nigro (Naples, IT)
- 16:03 **Stop vasodepressor drugs in reflex syncope (STOP-VD). A randomized controlled trial.** P5908  
 – D. Solari, F. Tesi, M. Unterhuber, G. Gaggioli, A. Ungar, M. Tomaino, M. Brignole (Lavagna, Florence, Bolzano and Genoa, IT)
- 16:10 **Refractory vasovagal syncope despite orthostatic training.** P5909  
 – O. Beton, B. Acar, L.D. Asarcikli, N. Yilmaz, H. Kaya, R. Kurt, Y. Guray, M.B. Yilmaz (Sivas and Ankara, TR)
- 16:17 **The impact of vasovagal syncope during car-driving on the safety of car traffic persons.** P5910  
 – I. Bzukala, A.Z. Pietrucha, J. Jedrzejczyk-Spaho, M. Wnuk, K. Krawczyk, E. Konduracka, J. Nessler (Kraków, PL)

15:35–16:25 | Moderated poster station - Poster Area

CELL REGENERATIVE THERAPY

Moderated Posters

Chairperson(s): J. Bartunek (Aalst, BE)

- 15:35 **Human iPS cell-engineered 3D-cardiovascular tissue by stacking sheets with gelatin hydrogel microspheres for cardiac regenerative medicine.** P5911  
 – K. Yamamizu, T. Ikuno, H. Takakubo, H. Masumoto, K. Minakata, Y. Tabata, J.K. Yamashita (Kyoto, JP)
- 15:42 **Intracoronary administration of adipose tissue-derived mesenchymal stem cells improves myocardial perfusion in a porcine model of acute myocardial infarction.** P5912  
 – J. Bobi, N. Solanes, L. Fernandez-Friera, R. Fernandez-Jimenez, A.P. Dantas, C. Galvez-Monton, C. Galan-Arriola, G.J. Lopez-Martin, N. Castillo, M. Roque, M. Sabate, A. Garcia-Alvarez, S. Roura, B. Ibanez, M. Rigol (Barcelona, Madrid and Badalona, ES)
- 15:49 **Senescence related endothelial progenitor cell dysfunction through microRNA-409 and CCL5 signalling.** P5913  
 – Y.J. Wu, C.H. Su, C.S. Lu, Y.H. Chou, A. Chen, H.I. Lee, C.Y. Chang, H.I. Yeh (New Taipei, TW)
- 15:56 **Non-invasive evaluation of an engineered bioactive graft using impedance spectroscopy after myocardial infarction in swine.** P5914  
 – C. Galvez-Monton, R. Bragos, C. Soler-Botija, I. Diaz-Guemes, C. Prat-Vidal, V. Crisostomo, F.M. Sanchez-Margallo, P. Bogonez-Franco, A. Lluca-Valldeperas, I. Perea-Gil, S. Roura, A. Bayes-Genis (Badalona, Barcelona and Caceres, ES)
- 16:03 **Human saphenous vein progenitor cells are susceptible to mechanical stimulation: novel insights in pathologic programming of saphenous vein bypass graft disease.** P5915  
 – G. Garoffolo, R. Vono, G. Spinetti, V. Mastrullo, P. Madeddu, M. Ruitter, R. Santoro, M. Pesce (Milan, IT; Bristol, UK)
- 16:10 **IRES-based lentivirus expressing TGFbeta1 and FGF2 enhances the cytoprotective and pro-angiogenic properties of bone marrow derived mesenchymal stem cells.** P5916  
 – M. Mura, F. Pisano, G. Malpasso, M.C. Ciuffreda, M. Gnechi (Pavia, IT)
- 16:17 **Beta-blocker treatment impacts on resident cardiac progenitors isolation and therapeutic features in cardiac surgery patients.** P5917  
 – I. Chimenti, F. Pagano, E. Cavarretta, F. Angelini, M. Peruzzi, A. Barretta, E. Greco, E. De Falco, A.G.M. Marullo, S. Sciarretta, G. Biondi Zoccali, G. Frati (Latina and Rome, IT)

15:35–16:25 | Moderated poster station - Poster Area

CANCER AND CARDIOTOXICITY: FROM BENCH TO BEDSIDE

Moderated Posters

Chairperson(s): D.T. Farmakis (Piraeus, GR); T.M. Suter (Bern, CH)

- 15:35 **Cardiovascular safety of metformin and sulfonylureas in patients with different cardiac risk profiles.** P5918  
 – R. Wurm, M. Resl, S. Neuhold, R. Prager, H. Brath, C. Francesconi, G. Vila, G. Strunk, M. Clodi, A. Luger, R. Pacher, M. Huelsmann (Vienna and Linz, AT)
- 15:42 **Enhanced-autophagy by exenatide mitigates doxorubicin-induced cardiotoxicity in vitro and in vivo.** P5919  
 – W. Kim, J.S. Woo, W.S. Kim, K.H. Lee, H.N. Cho, H.O. Kim, J.M. Kim (Seoul, KR)
- 15:49 **TCTP down-regulation induced cardiac cell death through Bnip3 may be a pivotal mechanism of Doxorubicin-induced heart failure.** P5920  
 – W. Cai, T. Fujita, Y. Hidaka, H. Jin, K. Suita, N. Hasegawa, K. Kubota, C. Liang, Y. Ishikawa (Yokohama, JP)
- 15:56 **CCAAT/enhancer binding protein delta contributes to an earlier phase of pro-inflammatory response in doxorubicin related cardiomyopathy.** P5921  
 – P.-Y. Liu, P.-Y. Liu (Tainan, TW)
- 16:03 **Cardioprotective effect of taurine against doxorubicin cardiotoxicity in rats: echocardiographic and histologic study.** P5922  
 – V. Baris, E. Gedikli, N. Yersal, D. Singer, S. Muftuoglu, E. Fadillioglu, A. Erdem (Ankara, TR)
- 16:10 **Protective effect of clusterin on doxorubicin induced myocardial damage.** P5923  
 – J.H. Lee, G.B. Kim, C.I. Noh (Ilsan and Seoul, KR)
- 16:17 **A ten year observational study on surveillance and incidence of cardiotoxicity in breast cancer therapy.** P5924  
 – B. Soujeri, J. Singh, S. Chew, S. Hawkey, M. Ferguson, C. Lang (Dundee, UK)

## 15:35–16:25 | Moderated poster station - Poster Area

## CARDIOVASCULAR RISK SCORES: NOVEL TUNES IN A FAMILIAR MUSIC

Moderated Posters

Chairperson(s): M.-L. Lochen (Tromsø, NO); U. Nixdorff (Düsseldorf, DE)

- 15:35 **How user friendly is CHA2DS2Vasc score?** P5925  
– K. Golubic, P. Angebrandt, V.A. Buljevic, J. Kuharic, I. Jonjic, I. Jezic, A. Smalcelj, D. Delic-Brkljacic (Zagreb, HR)
- 15:42 **CHA2DS2 and CHA2DS2VASc predict short and long-term mortality in patients with cardiovascular diseases admitted to the hospital.** P5926  
– G. Weisz, D. Dratva, M. Moriel, J. Balkin, D. Rosenmann, T. Hasin, R. Wolff, A. Medina, A. Butnaru, R. Farkash, D. Tzivoni, M. Klutstein (Jerusalem, IL)
- 15:56 **Patient receptiveness to statin therapy is higher when presented with lifetime risk rather than 10-year risk of cardiovascular disease: insights from the PALM registry.** P5927  
– A.M. Navar, T.Y. Wang, P. Zakrotsky, S. Li, A.C. Goldberg, S.S. Virani, V.L. Roger, J.G. Robinson, P.W.F. Wilson, L.V. Lee, J. Ellassal, E.D. Peterson (Durham, St. Louis, Houston, Rochester, Iowa City, Atlanta, Bridgewater and Tarrytown, US)
- 16:03 **Reclassification of the Intermediate group classified according to HEARTSCORE taking in consideration individual genetic predisposition to Coronary artery disease.** P5928  
– A. Pereira, M. Mendonca, M. Neto, R. Rodrigues, J. Monteiro, A.C. Sousa, S. Freitas, M. Rodrigues, E. Henriques, A.I. Freitas, I. Ornelas, S. Borges, D. Pereira, R. Palma Dos Reis (Funchal and Lisbon, PT)
- 16:10 **Identifying patients with vascular disease at Very High Risk (VHR) for recurrent events according to the ACC/AHA and ESC guideline criteria.** P5929  
– M.J. Van Den Berg, D.L. Bhatt, Y. Van Der Graaf, P.G. Steg, F.L.J. Visseren (Utrecht, NL; Boston, US; London, UK)
- 16:17 **Accuracy of PCE, SCORE and QRISK2 scores in predicting cardiovascular disease in Estonia, a high risk European country.** P5930  
– A. Saar, K. Lall, M. Alver, K. Fischer, T. Marandi, T. Ainla, J. Eha (Tartu and Tallinn, EE)

## 15:35–16:25 | Moderated poster station - Poster Area

## NEW INSIGHTS IN AORTIC VALVE STENOSIS

Moderated Posters

Chairperson(s): S. Nakatani (Takarazuka, JP); M.L. Enriquez-Sarano (Rochester, US)

- 15:35 **Outcomes in moderate mixed aortic valve disease: is it time for a paradigm shift?** P5931  
– A. Egbe, R. Padang, A. Luis (Rochester, US)
- 15:42 **Systolic blood pressure and the risk of aortic valve disease.** P5932  
– A. Kiran, K. Rahimi (Oxford, UK)
- 15:49 **Long-term outcomes of patients with radiation induced severe aortic stenosis and subsequent surgical aortic valve replacement: a matched cohort study.** P5933  
– E.T. Donnellan, A. Masri, D. Johnston, G. Pettersson, L.L. Rodriguez, E.E. Roselli, J. Sabik, L.G. Svensson, B.P. Griffin, M.Y. Desai (Cleveland, US)
- 15:56 **Gender differences in the progression of aortic valve aortic stenosis - prognostic implication.** P5934  
– V.T. Nguyen, T. Mathieu, M. Melissopoulou, C. Cimadevilla, I. Codogno, V. Huart, X. Duval, A. Vahanian, D. Messika-Zeitoun (Paris, FR)
- 16:03 **Long-term outcomes and its predictors of aortic valve replacement for asymptomatic severe aortic stenosis; comparison between initial surgical strategy and conservative strategy.** P5935  
– M. Miyake, C. Izumi, T. Taniguchi, T. Morimoto, M. Amano, Y. Takahashi, Y. Yoshikawa, S. Nishimura, M. Kuroda, T. Tamura, H. Kondo, K. Kaitani, Y. Nakagawa, R. Sakata, T. Kimura (Tenri, Kyoto and Nishinomiya, JP)
- 16:10 **Global longitudinal strain: an independent predictor of outcome in patients with severe aortic valve stenosis.** P5936  
– B. Fries, D. Liu, K. Hu, P. Nordbeck, P.D. Gaudron, W. Voelker, G. Ertl, F. Weidemann, S. Herrmann (Würzburg and Unna, DE)
- 16:17 **Prognostic value of electrocardiographic left ventricular hypertrophy with strain in patients with asymptomatic low-gradient severe aortic stenosis and preserved ejection fraction.** P5937  
– R. Kamijima, M. Izumo, K. Suzuki, Y. Sato, K. Minami, S. Kuwata, T. Harada, Y. Akashi (Kawasaki, JP)



15:35–16:25 | Moderated poster station - Poster Area

CHALLENGING PRECONCEPTIONS IN ACUTE CORONARY SYNDROMES

Moderated Posters

Chairperson(s): P. Presbitero (Rozzano, IT); R.B. Schnabel (Hamburg, DE)

- |       |  |              |
|-------|--|--------------|
| 15:35 | <b>In-hospital management and outcomes in pregnancy associated acute myocardial infarction: results from the United States national inpatient sample database.</b>   | <b>P5938</b> |
|       | – R. Masoomi, B. Dawn, K. Gupta (Kansas City, US)  |              |
| 15:42 | <b>Impact of hyperuricemia on in-hospital mortality in patients with acute myocardial infarction undergoing primary coronary intervention - a sub-analysis from J-MINUET study.</b>  | <b>P5939</b> |
|       | – J. Nakazato, M. Ishihara, H. Ogawa, M. Fujino, K. Nakao, T. Noguchi, S. Yasuda, Y. Ozaki, K. Kimura, S. Suwa, J. Ako, K. Nishimura, Y. Miyamoto, M. Wake, K. Hirata (Uruma, Nishinomiya, Osaka, Kumamoto, Toyoake, Yokohama, Izunokuni and Sagamihara, JP)               |              |
| 15:49 | <b>In-hospital outcomes and 5-year cause-specific mortality of patients with cancer admitted for an acute myocardial infarction. The FAST MI 2005 registry.</b>  | <b>P5940</b> |
|       | – S. Ederhy, A. Cohen, F. Boccara, E. Puymirat, M. Elbaz, E. Bonnefoy-Cudraz, P. Druelles, S. Andrieu, D. Angoulvant, A. Furber, J. Ferrieres, Y. Cottin, F. Schiele, T. Simon, N. Danchin (Paris, Toulouse, Lyon, Rennes, Avignon, Tours, Angers, Dijon and Besançon, FR) |              |
| 15:56 | <b>Bleeding and risk of acute kidney injury post off pump coronary bypass in patients with acute coronary syndrome.</b>  | <b>P5941</b> |
|       | – W. Liu, Y.J. Zou, R. Dong, C.X. Gu (Beijing, CN)   |              |
| 16:03 | <b>Impact of perioperative myocardial infarction on in-hospital mortality in non-cardiac surgery: A single-center prospective study.</b>   | <b>P5942</b> |
|       | – M. Ishii, T. Unoki, D. Takagi, Y. Tezuka, Y. An, M. Iguchi, H. Ogawa, N. Masunaga, M. Abe, M. Akao (Kyoto, JP)   |              |
| 16:10 | <b>Incidence, predictors and prognostic impact of intracranial bleeding within the first year after an acute coronary syndrome treated with percutaneous coronary intervention.</b>  | <b>P5943</b> |
|       | – S. Raposeiras Roubin, E. Abu-Assi, A. Iniguez Romo, F. Calvo Iglesias, F. Soto Loureiro, J. Ocampo Miguez, F. Dascenzo, J.P.S. Henriques, J. Saucedo (Vigo, ES; Turin, IT; Amsterdam, NL; Chicago, US)   |              |

15:40–16:20 | Galileo - The Hub

MEET THE TRIALIST VI – SENTINEL TRIAL

Meet the Trialists

Chairperson(s): To be announced

- |       |  |             |
|-------|--|-------------|
| 15:40 | <b>SENTINEL trial - A randomized multicenter trial of cerebral protection in TAVR.</b> | <b>5944</b> |
|       | – S. Kodali (New York, US)   |             |

15:45–16:15 | Raphael - The Hub

PERSPECTIVES FROM CLINICAL PRACTICE: IMPACT OF REAL-WORLD EVIDENCE ON PATIENT MANAGEMENT SUGGESTIONS

Satellite Symposium - Experts on the Spot

Sponsored by Bayer Pharma AG

Chairperson(s): A.J. Camm (London, UK)

- |       |   |             |
|-------|---|-------------|
| 15:45 | <b>Managing patients with atrial fibrillation today.</b>  | <b>5945</b> |
|       | – A.J. Camm (London, UK)  |             |
| 15:55 | <b>Anticoagulation in patients with atrial fibrillation: challenges with continuing protection from hospital to home.</b> | <b>5946</b> |
|       | – A. Fuat (Darlington, UK), H. Bonnemeier (Kiel, DE)  |             |

Please refer to the Satellite Symposium scheduled on Tuesday 30 August, 12:45–13:45 in Berlin - Village 4.

15:45–16:15 | Da Vinci - The Hub

EMERGING INSIGHTS FROM THE TECOS (TRIAL EVALUATING CARDIOVASCULAR OUTCOMES WITH SITAGLIPTIN) CARDIOVASCULAR SAFETY TRIAL

Satellite Symposium - Experts on the Spot

Sponsored by MSD

Chairperson(s): E. Peterson (Durham, US)

- |       |  |             |
|-------|--|-------------|
| 15:45 | <b>Newly emerging data from the TECOS (Trial Evaluating Cardiovascular Outcomes with Sitagliptin) cardiovascular safety trial: a principal investigator's perspective.</b> | <b>5947</b> |
|       | – E. Peterson (Durham, US)   |             |
| 15:55 | <b>Open Q&amp;A - Emerging insights from the TECOS (Trial Evaluating Cardiovascular Outcomes with Sitagliptin) cardiovascular safety trial.</b>                            | <b>5948</b> |
|       | – E. Peterson (Durham, US)   |             |

Please refer to the Satellite Symposium scheduled on Sunday 28 August, 12:45–13:45 in Minsk - Village 4.

15:45–16:15 | Bernini - The Hub

**TAILORING ORAL ANTICOAGULATION STRATEGIES IN ATRIAL FIBRILLATION: SPOTLIGHT ON RENALLY IMPAIRED AND ELDERLY PATIENTS** Satellite Symposium - Experts on the Spot

Sponsored by Bristol-Myers Squibb and Pfizer Alliance

Chairperson(s): C.B. Granger (Durham, US)

15:45 **Tailoring oral anticoagulation strategies in atrial fibrillation: spotlight on renally impaired and elderly patients.** 5949

– S.H. Hohnloser (Frankfurt, DE), S. Halvorsen (Oslo, NO)

*Please refer to the Satellite Symposium scheduled on Monday 29 August, 12:45–13:45 in Tallinn - Village 8.*

15:45–16:15 | Michelangelo - The Hub

**PCSK9i: TRANSLATING LDL-C LOWERING INTO PLAQUE REGRESSION AND CV EVENT REDUCTION?** Satellite Symposium - Experts on the Spot

Sponsored by Amgen Cardiovascular

Chairperson(s): W. Koenig (Munich, DE); K.K. Ray (London, UK)

15:45 **PCSK9i: translating LDL-C lowering into plaque regression and CV event reduction?** 5950

– W. Koenig (Munich, DE), K.K. Ray (London, UK)

*Please refer to the Satellite Symposium scheduled on Tuesday 30 August, 12:45–13:45 in Prague - Village 9.*

16:30–18:00 | Rome - Main Auditorium

**CLINICAL TRIAL UPDATE PLATELET THERAPY** Clinical Trial Update

Chairperson(s): H. Bueno (Madrid, ES); K.A.A. Fox (Edinburgh, UK)

16:30 **Impact of optimal medical therapy in the Dual Antiplatelet Therapy (DAPT) Study.** 5951

– C. Resor (Boston, US)

16:45 **Prevention of First Stroke with Ticagrelor in Patients with Prior Myocardial Infarction: Insights from PEGASUS-TIMI 54.** 5952

– M. Bonaca (Boston, US)

17:00 **The Italic/Italic Plus Trial.** 5953

– M. Gilard (Brest, FR)

17:15 **PCI for Elderly patients at High Bleeding Risk. A substudy of the LEADERS FREE trial.** 5954

– M.C. Morice (Massy, FR)

17:30 **Ten-year outcomes of first-generation drug-eluting stents results of the sirolimus-eluting versus paclitaxel-eluting stents for coronary revascularization (SIRTAX) VERY LATE Trial.** 5955

– L. Raber (Bern, CH)

17:45 **Ad-hoc versus non-ad-hoc percutaneous coronary intervention strategies in patients with stable coronary artery disease.** 5956

– T. Toyota (Kyoto, JP)

16:30–18:00 | Forum - The Hub



**ESC CARDIOLOGY QUIZ** Special Session

Chairperson(s): J.L. Gutierrez-Chico (Berlin, DE); J.L. Zamorano Gomez (Madrid, ES)

**Score keepers.** 5958

– M.J. Jaguszewski (Gdansk, PL), C. Kleinecke (Coburg, DE), U. Limon (Berlin, DE)

**Supreme court.** 5959

– L. Badano (Padua, IT), E. Buszman (Katowice, PL), C. Piorkowski (Dresden, DE)

**Turkish Team.** 5960

– A.K. Kepez (Istanbul, TR), A. Yildirim (Ankara, TR), D. Ural (Istanbul, TR), H.M. Ozdemir (Ankara, TR), T.K. Keles (Ankara, TR), U. Canpolat (Ankara, TR)

**United Nations Team.** 5961

– S. Atar (Nahariya, IL), D. Djordjevic (Niska Banja, RS), R.A. Henderson (Nottingham, UK), S. Matskeplishvili (Moscow, RU), O. Rodevand (Oslo, NO), C. Von Zur Muhlen (Freiburg, DE), M.B. Yilmaz (Sivas, TR)

**European Union Team.** 5962

– M.G. Castro (Coimbra, PT), G. Kopec (Krakow, PL), M. Lazaro Salvador (Toledo, ES), B. Skoric (Zagreb, HR), D. Tsiachris (Athens, GR), G. Zingarini (Perugia, IT)

16:30–18:00 | Galileo - The Hub

## ANTITHROMBOTICS IN DAILY CLINICAL PRACTICE

Rapid Fire Abstract

Chairperson(s): J.M.S. Ferreira (Carnaxide, PT); M.C. Alessi (Marseille, FR)

- 16:30 **Equal safety of rivaroxaban and vitamin K antagonists with regard to the risk of intracranial- and gastrointestinal bleeding in patients with venous thromboembolism - A Danish nationwide study.** 5963  
– C. Sindet-Pedersen, J. Langved Pallisgaard, G. Hilmar Gislason, L. Staerk, E. Loldrup Fosboel, C. Torp-Pedersen, J. Bjerring Olesen (Hellerup, Copenhagen and Aalborg, DK)
- 16:39 **Risk of venous thromboembolism recurrences in patients who continued versus discontinued rivaroxaban therapy after an initial six-month therapy.** 5964  
– J.S. Berger, R. Seheult, F. Laliberte, C. Crivera, D. Lejeune, Y. Xiao, J. Schein, P. Lefebvre, S. Kaatz (New York, Loma Linda, Titusville and Flint, US; Montreal, CA)
- 16:48 **Very low-dose recombinant factor VIIa for optimized treatment of cardiovascular patients at high risk of hemorrhage.** 5965  
– A. Assmann, A. Albert, A. Dierksen, E. Roussel, A. Lichtenberg, S. Sixt, T. Hoffmann (Düsseldorf, DE)
- 16:57 **Efficacy and bleeding risk of newer anticoagulants compared to conventional treatment in patients with chronic kidney disease- a meta analysis of randomized controlled trials.** 5966  
– K. Prudhvi, S. Sundararajan, M. Poongkunran, C. Poongkunran, A. Kannan, S. Balamuthusamy (Tucson, Boston and Fort Worth, US)
- 17:06 **Management of acute venous thromboembolism in Europe - follow-up data at 1 month from the PREFER in VTE registry.** 5967  
– R. Bauersachs, G. Agnelli, A.K. Gitt, P. Laeis, P. Mismetti, M. Monreal, S.N. Willich, A.T. Cohen (Darmstadt, Ludwigshafen, Munich and Berlin, DE; Perugia, IT; Saint-Étienne, FR; Barcelona, ES; London, UK)
- 17:15 **Red blood cell transfusions increase platelet reactivity in patients treated with dual antiplatelet therapy.** 5968  
– M. Quillot, T. Lhermusier, B. Payrastra, C. Garcia (Toulouse, FR)
- 17:24 **Potential impact of apixaban on hospital resource use in patients with venous thromboembolism.** 5969  
– C. Browne, M. Hamilton, X. Li, R. Horbyluk, T. Lanitis, J. Mardekian, T. Kongnakorn (London, UK; Princeton and New York, US)
- 17:33 **Impact of diabetes mellitus and chronic kidney disease on cardiovascular outcomes and platelet P2Y12 receptor antagonist effects in patients with acute coronary syndromes: insights from the PLATO trial.** 5970  
– F. Franchi, D.J. Angiolillo, T. Ghukasyan, A. Budaj, J.H. Cornel, S. Husted, H.A. Katus, M. Keltai, F. Kontry, B.S. Lewis, R.F. Storey, A. Himmelmann, L. Wallentin, S.K. James (Jacksonville, US; Uppsala and Gothenburg, SE; Warsaw, PL; Alkmaar, NL; Herning, DK; Heidelberg, DE; Budapest, HU; Stavanger, NO; Haifa, IL; Sheffield, UK)
- 17:42 **Anticoagulant effect and pharmacodynamics of argatroban in critically ill cardiac surgical patients with suspected heparin-induced thrombocytopenia.** 5971  
– D. Trenk, E. Zimmer, M.J. Bek, M. Wiessner, C. Keyl (Bad Krozingen, DE)
- 17:51 **Predictive values of CRUSADE score for 30-day major adverse cardiovascular events in patients with acute coronary syndrome.** 5972  
– S.J. Kim, M.H. Kim, S.Y. Choi, C.D. Jin, Y.R. Cho, J.S. Park, B.Y. Lee, V.L. Serebruany (Busan, KR; Baltimore, US)

## 16:30–18:00 | Raphael - The Hub

## PROGNOSIS IN CARDIOMYOPATHIES

## Rapid Fire Abstract

Chairperson(s): F. Cecchi (Florence, IT); J. Mogensen (Odense, DK)

- 16:30 **Correlation between cardiac outcomes and prognosis and CTG triplet expansion in myotonic dystrophy: when size matters.** 5973  
 – C. Chong Nguyen, V. Algalarrondo, H.M. Becane, A. Lazarus, P. Laforet, T. Stojkovic, A. Behin, A. Fayssoil, B. Eymard, D. Duboc, K. Wahbi (Paris and Saint-Cloud, FR)
- 16:39 **Helical distribution of hypertrophy in patients with hypertrophic cardiomyopathy: prevalence and clinical implications.** 5974  
 – D. Viliani, E. Pozo Osinalde, P. Agudo, N. Aguirre, M.J. Olivera, P. Caballero, L.J. Jimenez-Borreguero, F. Alfonso (Madrid, ES)
- 16:48 **Prognostic impact of segmental wall motion abnormalities in patients with idiopathic dilated cardiomyopathy.** 5975  
 – Y. Iida, T. Inomata, T. Kaida, T. Fujita, Y. Ikeda, T. Nabeta, S. Ishii, T. Koitabashi, J. Ako (Sagamihara, JP)
- 16:57 **The inverted u-shaped relation between the risk of sudden cardiac death and maximal left ventricular wall thickness in hypertrophic cardiomyopathy.** 5976  
 – C. O'Mahony, F. Jichi, L. Monserrat, M. Ortiz-Genga, A. Anastasakis, C. Rapezzi, E. Biagini, J. Gimeno, G. Limongelli, W. McKenna, R. Omar, P. Elliott (London, UK; A Coruña and Murcia, ES; Athens, GR; Bologna and Naples, IT)
- 17:06 **Circumstances of sudden death in hypertrophic cardiomyopathy. Data from a large pathology registry.** 5977  
 – G. Finocchiaro, M. Papadakis, H. Dhutia, L. Millar, J.L. Robertus, E. Behr, M.N. Sheppard, S. Sharma (London, UK)
- 17:15 **Late sodium current inhibitors are an alternative to disopyramide to treat inducible obstruction in hypertrophic cardiomyopathy: a study on human myocardium.** 5978  
 – C. Ferrantini, C. Coppini, J.M. Pioner, L. Mazzoni, F. Gentile, A. Rossi, L. Belardinelli, I. Olivotto, E. Cerbai, A. Mugelli, C. Poggesi (Florence, IT; Foster City, US)
- 17:24 **Diagnostic value of cardiac biomarkers (high sensitive troponin T and N-terminal pro-brain natriuretic peptide) in patients with infiltrative cardiomyopathies.** 5979  
 – K. Hu, D. Liu, P. Nordbeck, S. Hermann, G. Ertl, F. Weidemann, S. Stoerk (Würzburg and Unna, DE)
- 17:33 **Long term of prognosis of cardiac sarcoidosis with atrioventricular block - from Japanese multi-center retrospective cohort analysis.** 5980  
 – K. Ishibashi, T. Kamakura, M. Wada, Y. Inoue, K. Miyamoto, T. Noda, T. Aiba, M. Isobe, F. Terasaki, S. Kamakura, T. Noguchi, T. Anzai, S. Yasuda, H. Ogawa, K. Kusano (Suita, Tokyo and Osaka, JP)
- 17:42 **Early gadolinium enhancement in hypertrophic cardiomyopathy. A potential premature marker of myocardial damage.** 5981  
 – E. Pozo Osinalde, D. Viliani, P. Agudo, N. Aguirre, M.J. Olivera, P. Caballero, L.J. Jimenez-Borreguero, F. Alfonso (Madrid, ES)
- 17:51 **Hereditary cardiomyopathies: The N215S genotype in the alpha galactosidase A gene as an underestimated differential diagnosis of isolated left-ventricular hypertrophy.** 5982  
 – D. Oder, D. Liu, K. Hu, G. Ertl, C. Wanner, P. Nordbeck (Würzburg, DE)

## 16:30–18:00 | Da Vinci - The Hub

## HYPERTENSION IN SPECIAL CONDITIONS

## Rapid Fire Abstract

Chairperson(s): J. Beissel (Luxembourg, LU); R.K. Kreutz (Berlin, DE)

- 16:30 **Long-term outcome of surgically- and medically-treated primary aldosteronism (PA) in the PA Prevalence in hYpertensives (PAPY) Study.** 5983  
– G.P. Maiolino, A. Flego, A. Belfiore, G. Bernini, B. Fabris, C. Ferri, G. Giacchetti, C. Letizia, M. Maccario, M.L. Muesan, G.P. Rossi (Padua, Bari, Pisa, Trieste, L'Aquila, Ancona, Rome, Turin and Brescia, IT)
- 16:39 **Hypertensive crises treatment in the real-world: are anti-anxiety drugs effective anti-hypertensive agents?** 5984  
– F. Salinaro, M. Gabba, R. Mussinelli, M. Boldrini, A. Raimondi, T. Perrone, M.A. Bressan, S. Perlini (Pavia, IT)
- 16:48 **Antihypertensive treatment and erectile dysfunction: a penile Doppler ultrasound study.** 5985  
– N. Ioakeimidis, C. Vlachopoulos, A. Angelis, P. Pietri, D. Terentes-Printzios, I. Koutagiar, A. Gravos, I. Gourgoulis, K. Rokkas, D. Tousoulis (Athens, GR)
- 16:57 **Blood pressure and mortality outcomes in hypertensive patients with mild chronic obstructive pulmonary disease.** 5986  
– K.L. Bryniarski, D. Krzywicki, A. Dominiczak, T. Guzik, S. Padmanabhan (Krakow, PL; Glasgow, UK)
- 17:06 **Urapidil is more effective than nitroglycerin in maintaining renal blood flow in patients with hypertensive urgencies.** 5987  
– A. Parkhomenko, O. Irkin, A. Stepura, I.A. Lutay, D. Belyi, S. Kushnir (Kiev, UA)
- 17:15 **Increased left ventricular mass independent of blood pressure in women with a history of hypertensive pregnancy.** 5988  
– H. Boardman, M. Lazdam, Y. Kenworthy, C. Zwager, W. Williamson, C. Aye, G. Yu, J. Francis, S. Neubauer, A.J. Lewandowski, P. Leeson (Oxford, UK)
- 17:24 **When becomes chronic hypertension a risk factor for pre-eclampsia.** 5989  
– X. Galloo, S. Boesmans, M. Clauwaert, M. Laubach, P. Van Der Niepen (Brussels, BE)
- 17:33 **Clinical profile and blood pressure patterns in patients younger than 30 years with apparent hypertension.** 5990  
– A. Kasiakogias, C. Tsioufis, K. Dimitriadis, K. Konstantinidis, N. Vogiatzakis, V. Pylarinou, K. Kyriazopoulos, G. Georgiopoulos, I. Kallikazaros, D. Tousoulis (Athens, GR)
- 17:42 **Evaluation of adherence to cardiovascular treatment among hypertensive patients in Africa: EIGHT study.** 5991  
– D. Macquart De Terline, M. Antignac, I.B. Diop, K.E. Kramoh, S. Kingue, D.M. Houenassi, M.S. Ikama, I. Toure, C. Nhavoto, A. Sidi Aly, D. Balde, E. Marijon, J.P. Empana, P.F. Plouin, X. Jouven (Paris, FR; Dakar, SN; Abidjan, CI; Yaoundé, CM; Cotonou, BJ; Brazzaville, CG; Niamey, NE; Maputo, MZ; Nouakchott, MR; Conakry, GN)
- 17:51 **Anabolic androgenic abuse is associated with increased risk of systolic hypertension.** 5992  
– J. Rasmussen, M. Schou, C. Selmer, J. Faber, F. Gustafsson, C. Kistorp (Copenhagen, DK)

## 16:30–18:00 | Bernini - The Hub

## CARDIOMYOPATHIES – WHEN THE MUSCLE IS A MESS



## Clinical Cases

Chairperson(s): E.A. Jankowska (Wroclaw, PL); W.J. McKenna (London, UK)

- 16:30 **Broken heart with a twist: a case of recurrent takotsubo cardiomyopathy with dynamic LVOT obstruction and cardiogenic shock.** 5993  
– T.J. Wymer (Watertown, US)
- 16:42 **Acute fulminant heart failure in a 32 year-old male due to an inherited lamin A/C mutation.** 5994  
– T. Glantschnig (Graz, AT)
- 16:55 **All for one and one for all, when one transplant is not enough.** 5995  
– B. Muk (Budapest, HU)
- 17:08 **Myofibrillar myopathy due to a novel desmin gene mutation presenting with left ventricular hypertrophy, cardiac conduction abnormality and arrhythmias.** 5996  
– K. Koitka (Brisbane, AU)
- 17:21 **Unusual presentation of an inherited cardiomyopathy.** 5997  
– M.A. Espinosa Castro (Madrid, ES)
- 17:34 **An alarming family history of sudden death and a rapidly progressive case of HCM.** 5998  
– B.P. Halliday (London, UK)
- 17:47 **Very prolonged episode of self-terminating ventricular fibrillation in a patient with hypertrophic cardiomyopathy.** 5999  
– J. He (Beijing, CN)



Symposium

**16:30–18:00 | Michelangelo - The Hub**
**HOW TO INTERPRET STATISTICS IN CLINICAL TRIALS – A GUIDE FOR THE CLINICAL CARDIOLOGIST**

Chairperson(s): R. Fontes Carvalho (Porto, PT); M.A. Alonso Garcia (London, UK)

- |       |   |      |
|-------|---|------|
| 16:30 | <b>Interpreting secondary endpoints and subgroup analysis - Like “finding the needle in the haystack”.</b>          | 6000 |
|       | – J. Jarcho (Boston, US)  |      |
| 16:52 | <b>Superiority versus non-inferiority and intention-to-treat versus on-treatment analysis - Which one to trust?</b> | 6001 |
|       | – M. Pfeffer (Boston, US)   |      |
| 17:15 | <b>Interpretation of meta-analysis - How to separate “the good, the bad and the ugly”?</b>                          | 6002 |
|       | – M. Metra (Brescia, IT)  |      |
| 17:37 | <b>Pitfalls in major clinical trials.</b>   | 6003 |
|       | – S.J. Pocock (London, UK)  |      |

**16:30–18:00 | Baku - Village 1**
**PLATELETS AND THROMBOSIS**

Advances in Science

Chairperson(s): R. De Caterina (Chieti, IT); S. Goto (Isehara, JP)

- |       |   |      |
|-------|---|------|
| 16:30 | <b>State of the Art in platelets and thrombosis.</b>  | 6004 |
|       | – R.F. Storey (Sheffield, UK)   |      |
| 16:48 | <b>Different HMGB1 redox forms derived from platelets and neutrophil extracellular traps coordinate venous thrombosis in vivo.</b>  | 6005 |
|       | – K. Stark, V. Philippi, S. Stockhausen, J. Busse, A. Antonelli, I. Schubert, M. Lorenz, S. Reese, C. Reinhardt, I. Laitinen, P. Nawroth, M.E. Bianchi, S. Massberg (Munich, Mainz and Heidelberg, DE; Milan, IT)                   |      |
| 17:06 | <b>Vasodilator-stimulated phosphoprotein interactive network analysis in lipid raft of platelets.</b>   | 6006 |
|       | – V. Rabani, D. Montange, N. Meneveau, S. Davani (Besançon, FR)   |      |
| 17:24 | <b>Clopidogrel, prasugrel, ticagrelor and platelet inhibition in patients after percutaneous coronary intervention: effects on endothelial function.</b>  | 6007 |
|       | – E. Oikonomou, G. Siasos, E. Kokkou, E. Oikonomou, M. Zaromitidou, S. Tsalamandris, M. Anastasiou, M. Vavuranakis, C. Ververeli, K. Maniatis, T. Zografos, A.S. Antonopoulos, K. Mourouzis, A. Giannaki, D. Tousoulis (Athens, GR) |      |
| 17:42 | <b>Future direction for research in platelets and thrombosis.</b>   | 6008 |
|       | – S.D. Kristensen (Aarhus, DK)  |      |

**16:30–18:00 | Nicosia - Village 1**
**BASIC AND TRANSLATIONAL SCIENCE HOT LINE II**

Basic and Translational Science Hot Line

Chairperson(s): I. Hoefer (Utrecht, NL); J. Wojta (Vienna, AT)

- |       |  |      |
|-------|--|------|
| 16:30 | <b>Insulin glargine decreases the reliance of the heart on fatty acid oxidation and improves db/db mouse heart function.</b>   | 6009 |
|       | – N. Fillmore (Bethesda, US)   |      |
| 16:45 | <b>Systemic immune activation is associated with a disturbed muscle STAT3/TNFR2 signaling and exercise intolerance in heart failure patients with reduced ejection fraction.</b> | 6010 |
|       | – T. Sente (Edegem, BE)  |      |
| 17:00 | <b>Partial intracellular differentiation of cardiac stem cells into transient amplifying cells provides the basis for myocardial regeneration in mammals.</b>                    | 6011 |
|       | – G.A.L.I.N.A. Belostotskaya (St. Petersburg, RU)  |      |
| 17:15 | <b>Remote ischaemic conditioning protects against endothelial ischaemia-reperfusion injury via a GLP-1 receptor-mediated mechanism in humans.</b>                                | 6012 |
|       | – D. Verouhis (Stockholm, SE)  |      |
| 17:30 | <b>Pharmacological inhibition of calpains during reperfusion attenuates post-infarction ventricular remodeling and contractile dysfunction.</b>                                  | 6013 |
|       | – D. Garcia-Dorado (Barcelona, ES)   |      |
| 17:45 | <b>Titin truncations cause penetrant cardiac phenotypes in disease and the general population.</b>   | 6014 |
|       | – S. Schafer (Singapore, SG)   |      |

**16:30–18:00 | Helsinki - Village 2**

**UPDATE ON TRANSCATHETER AORTIC VALVE IMPLANTATION IN 2016**

Symposium

Chairperson(s): S. Windecker (Bern, CH); F. Sellke (Providence, US)

- 16:30 **Insights from National registries.** 6015  
– C.W. Hamm (Bad Nauheim, DE)
- 16:52 **Lessons from randomised clinical trials.** 6016  
– M.B. Leon (New York, US)
- 17:15 **Progress with new generation devices.** 6017  
– L. Sondergaard (Copenhagen, DK)
- 17:37 **What is the contemporary role for alternative “non-transfemoral” access?** 6018  
– C.H. Huber (Geneva, CH)

**16:30–18:00 | Cairo - Village 3**

**DEVICE THERAPY IN HYPERTENSION**

Symposium

Chairperson(s): R. Cifkova (Prague, CZ); S.E. Kjeldsen (Oslo, NO)

- 16:30 **Renal denervation.** 6019  
– F. Mahfoud (Homburg, DE)
- 16:52 **Baroreceptor activation.** 6020  
– P.W. De Leeuw (Maastricht, NL)
- 17:15 **Other devices.** 6021  
– A. Pathak (Toulouse, FR)
- 17:37 **Should device therapy in hypertension be documented to lower morbidity and mortality before inclusion in routine treatment?** 6022  
– J.G.F. Cleland (London, UK)

**16:30–18:00 | Yerevan - Village 3**

**MYOCARDIAL INFARCTION WITH NON-OBSTRUCTIVE CORONARY ANGIOGRAM**

Symposium

Chairperson(s): J.F. Beltrame (Adelaide, AU); P. Tornvall (Djursholm, SE)

- 16:30 **Definition.** 6023  
– S. Agewall (Oslo, NO)
- 16:52 **Plaque disruption, thromboembolism and the microcirculation.** 6024  
– H. Reynolds (New York, US)
- 17:15 **Vascular dysfunction in Tako-tsubo cardiomyopathy.** 6025  
– J.C. Kaski (London, UK)
- 17:37 **Myocarditis.** 6026  
– A. Keren (Tel Aviv, IL)

**16:30–18:00 | Berlin - Village 4**

**TOWARDS COMPLEX MANAGEMENT OF ATRIAL FIBRILLATION**

Symposium

Chairperson(s): P. Mabo (Rennes, FR); F.X. Roithinger (Mödling, AT)

- 16:30 **Atrial fibrillation: an arrhythmic disorder or a marker of cardiovascular disease?** 6027  
– J. Kautzner (Prague, CZ)
- 16:52 **The role of lifestyle modification in management of atrial fibrillation.** 6028  
– P.S. Sanders (Adelaide, AU)
- 17:15 **Can we prevent atrial fibrillation by upstream therapy?** 6029  
– G. Boriani (Modena, IT)
- 17:37 **Is catheter ablation a curative therapy?** 6030  
– G. Hindricks (Leipzig, DE)

**16:30–18:00 | Minsk - Village 4**

**2016 ATRIAL FIBRILLATION GUIDELINES IN SPAIN**



Guidelines in Daily Practice

**My NCS@ESC**

Chairperson(s): J. Brugada Terradellas (Barcelona, ES); I. Fernandez Lozano (Madrid, ES)

- 16:30 **Clinical case 1.** 6031  
– J.M. Guerra Ramos (Barcelona, ES)
- 16:50 **Clinical case 1 - What do the Guidelines say?** 6032  
– F. Arribas (Madrid, ES)
- 17:10 **Clinical case 1 - Take home message.** 6033  
– J. Brugada Terradellas (Barcelona, ES)
- 17:15 **Clinical case 2.** 6034  
– J. Osca Asensi (Valencia, ES)
- 17:35 **Clinical case 2 - What do the Guidelines say?** 6035  
– L. Mont (Barcelona, ES)
- 17:55 **Clinical case 2 - Take home message.** 6036  
– I. Fernandez Lozano (Madrid, ES)


**16:30–18:00 | Athens - Village 5**
**COPYCAT CORONARY KILLERS**
**Case-based Symposium**

Chairperson(s): R.S. Wright (Rochester, US); J.W. Jukema (Leiden, NL)

- 16:30 **Acute pulmonary embolism mimicking acute coronary syndrome - Clinical case.** 6037  
 – A.J.B. Brady (Glasgow, UK)
- 16:50 **Acute pulmonary embolism mimicking acute coronary syndrome - Panel discussion and questions from the audience.** 6038  
 – Y. Appelman (Amsterdam, NL), M.T. Tavares Aguiar (Lisbon, PT)
- 17:05 **Myocarditis - Clinical case.** 6039  
 – M. Cikes (Zagreb, HR)
- 17:25 **Myocarditis - Panel discussion and questions from the audience.** 6040  
 – Y. Appelman (Amsterdam, NL), M.T. Tavares Aguiar (Lisbon, PT)
- 17:40 **Mimicking disease - State of the Art.** 6041  
 – D. Milicic (Zagreb, HR)

**16:30–18:00 | Copenhagen - Village 5**
**RAPID PLATELET P2Y12 INHIBITION IN ACUTE CORONARY SYNDROMES**
**Advances in Science**

Chairperson(s): To be announced; J. Mehilli (Munich, DE)

- 16:30 **State of the Art in platelet P2Y12 inhibition in acute coronary syndromes.** 6042  
 – J.-P. Collet (Paris, FR)
- 16:48 **Greater efficacy of prasugrel and ticagrelor administered at first medical contact compared to a switching strategy during the first hours after primary percutaneous coronary intervention.** 6043  
 – A.L. Marcano, J.L. Ferreira, A. Garay, V. Leon, M. Gracida, J. Gomez-Lara, G. Roura, R. Romaguera, L. Teruel, F. Jacobi, M. Nato, S. Peris, T. Reyes, J.A. Gomez-Hospital, A.R. Cequier (L'Hospitalet de Llobregat, ES)
- 17:06 **Chewing versus traditional swallowing of ticagrelor to accelerate platelet inhibition in acute coronary syndrome- the CHEERS study.** 6044  
 – E. Asher, S. Frydman, M. Katz, E. Regev, A. Sabbag, I. Mazin, A. Kukuy, A. Berkovitch, A. Mazo, A. Erez, M. Naroditky, R. Beigel, S. Matetzky (Ramat Gan, IL)
- 17:24 **Cangrelor compared with clopidogrel in patients with prior myocardial infarction - Insights from the CHAMPION trials.** 6045  
 – A. Eisen, R.A. Harrington, G.W. Stone, P.G. Steg, C.M. Gibson, C.W. Hamm, M.J. Price, J. Prats, E.N. Deliargyris, K.W. Mahaffey, H.D. White, D.L. Bhatt (Boston, Stanford, New York and La Jolla, US; Paris, FR; Bad Nauheim, DE; Auckland, NZ)
- 17:42 **Future direction for research in platelet P2Y12 inhibition in acute coronary syndromes.** 6046  
 – K. Huber (Vienna, AT)

**16:30–18:00 | Budapest - Village 6**
**NEW OBSERVATIONS IN CARDIOMYOPATHY**
**Advances in Science**

Chairperson(s): B.A. Popescu (Bucharest, RO); D.T. Kremastinos (Athens, GR)

- 16:30 **State of the Art in hypertrophic cardiomyopathy.** 6047  
 – B. Maron (Minneapolis, US)
- 16:48 **Functional correlates and prognostic value of coronary flow velocity reserve by vasodilator stress echocardiography in hypertrophic cardiomyopathy.** 6048  
 – Q. Ciampi, L. Cortigiani, M. Tesic, B. Beleslin, F. Rigo, A. Djorkievic-Dikic, R. Sicari, E. Picano (Benevento, Lucca, Mestre-Venice and Pisa, IT; Belgrade, RS)
- 17:06 **Left ventricular global longitudinal strain provides incremental prognostic utility in patients with hypertrophic obstructive cardiomyopathy and preserved systolic function.** 6049  
 – A. Tower-Rader, J. Betancor, Z.B. Popovic, M. Thamilarsan, N.G. Smedira, H.M. Lever, M.Y. Desai (Cleveland, US)
- 17:24 **Evidence of diffuse myocardial fibrosis late after tako-tsubo cardiomyopathy: a case-control study using T1-mapping.** 6050  
 – C.J.A. Neil, T. Ahearn, C. Scully, B. Jagpal, A. Rudd, J.D. Horowitz, M.P. Frenneaux, D. Dawson (Melbourne and Adelaide, AU; Aberdeen, UK)
- 17:42 **Future direction for research in imaging of cardiomyopathies.** 6051  
 – A. DelMaria (La Jolla, US)



**16:30–18:00 | Tbilisi - Village 6**

**EVALUATION OF RIGHT VENTRICULAR FUNCTION**

Advances in Science

Chairperson(s): P. Colonna (Bari, IT); L. Mertens (Toronto, CA)

- 16:30 **State of the Art in right ventricular function evaluation.** 6052  
– P. Nihoyannopoulos (London, UK)
- 16:48 **Right ventricle global strain or TAPSE, which is the best survival predictor in heart failure with reduced ejection fraction.** 6053  
– L. Sargento, S. Longo, N. Lousada, R. Palma Reis (Lisbon, PT)
- 17:06 **Relationship of exercise capacity and ventricular dyssynchrony by speckle tracking echocardiography in patients with repaired tetralogy of Fallot.** 6054  
– K.-P. Weng, Y.C. Hung, C.C. Lin (Kaohsiung, TW)
- 17:24 **Right ventricular longitudinal strain predicts acute kidney injury in patients with right ventricular infarction, a speckle tracking study.** 6055  
– E. Almeida-Gutierrez, J. Ivey-Miranda, G. Borrayo-Sanchez, A. Contreras-Rodriguez, J. Antezana-Castro, E. Posada-Martinez, E. Gonzalez-Morales, N. Garcia-Hernandez, G. Perez-Rodriguez (Mexico City, MX)
- 17:42 **Future direction for research in right ventricular function evaluation.** 6056  
– S. Carerj (Messina, IT)

**16:30–18:00 | Paris - Village 7**

**CARDIAC RISK IN AGEING ATHLETES: BENCH TO TRACKSIDE**

Advances in Science

Chairperson(s): H.K. Rasmussen (Copenhagen, DK); S. Moehlenkamp (Moers, DE)

- 16:30 **State of the Art in the athletes heart: impact of age, sex and ethnicity.** 6057  
– A. Baggish (Boston, US)
- 16:48 **The atherosclerotic plaque disruption and coronary thrombosis is not responsible for exercise-related resuscitated out-of-hospital cardiac arrest due to ischemia.** 6058  
– N. Kuroki, D. Abe, T. Iwama, K. Suzuki, T. Yuba, Y. Yui, T. Harunari, M. Kaneko, K. Tateishi, K. Ohashi, T. Sassa, H. Hirano, Y. Hamabe (Tokyo, JP)
- 17:06 **Effects of long-term very high intensity exercise on vascular remodelling in an animal model.** 6059  
– C. Rubies, M. Batlle, N. Castillo, A.P. Dantas, M. Sanz, M. Sitges, L. Mont, E. Guasch (Barcelona, ES)
- 17:24 **Prevalence and severity of coronary artery calcium in association with self-reported frequency of exercise, and association with 10 years all-cause mortality.** 6060  
– Y. Arnsor, H. Gransar, H. Gransar, A. Rozanski, A. Rozanski, D. Berman, D. Berman (Los Angeles, US)
- 17:42 **Future direction for research in coronary artery disease in veteran athletes: facts, hypothesis and myths.** 6061  
– P. Thompson (Hartford, US)

**16:30–18:00 | Reykjavik - Village 7**

**COCONUT OIL AND AVOCADO, SATURATED FAT AND OTHER HOT TOPICS IN DIET**

Symposium

Chairperson(s): O.H. Franco Duran (Rotterdam, NL); M. Verschuren (Bilthoven, NL)

- 16:30 **Interpreting the meta analysis of observational studies on dietary fat and cardiovascular disease.** 6062  
– S. Anand (Hamilton, CA)
- 16:52 **What do the randomised controlled trials show?** 6063  
– M. Zwahlen (Bern, CH)
- 17:15 **Diet in patients with metabolic syndrome - Low carbohydrates or low cholesterol?** 6064  
– A.T. Timoteo (Lisbon, PT)
- 17:37 **Diet, the gut and the heart.** 6065  
– M. Trosleid (Oslo, NO)

**16:30–18:00 | Brussels - Village 8**

**NEW HOPE FOR CHRONIC HEART FAILURE THERAPY**

Symposium

Chairperson(s): P. Seferovic (Belgrade, RS); M. Komajda (Paris, FR)

- 16:30 **Contractility enhancement.** 6066  
– J.R. Teerlink (San Francisco, US)
- 16:52 **Mitochondrial activation drugs.** 6067  
– M. Gheorghide (Chicago, US)
- 17:15 **Beta-3 agonists.** 6068  
– J.L. Balligand (Brussels, BE)
- 17:37 **cGMP activators.** 6069  
– B. Pieske (Berlin, DE)

## 16:30–18:00 | Tallinn - Village 8

## HEART FAILURE PREVENTION

Symposium

## Joint with the InterAmerican Society of Cardiology (IASC)

Chairperson(s): M. Barbosa (Nova Lima, BR); A. Iniguez Romo (Vigo, ES)

- 16:30 **Epidemiology of heart failure around the world.** 6070  
– A. Avezum (São Paulo, BR)
- 16:52 **How to diagnose and treat patients on stage heart failure.** 6071  
– N. Manito Lorite (L'Hospitalet de Llobregat, ES)
- 17:15 **Access to heart failure care in the Americas.** 6072  
– D.H. Delgado (Toronto, CA)
- 17:37 **Tropical heart diseases in non endemic areas.** 6073  
– C.A. Morillo (Hamilton, CA)

## 16:30–18:00 | Agora 1 - Poster Area

## ADVANCES IN MITRAL VALVE DISEASE

Rapid Fire Abstract

Chairperson(s): R. Nishimura (Rochester, US); M.L. Enriquez-Sarano (Rochester, US)

- 16:30 **Pulmonary hypertension and tricuspid valve regurgitation in patients undergoing transcatheter mitral valve repair. Results from the German transcatheter mitral valve interventions (TRAMI) registry.** 6074  
– E. Tigges, S. Blankenberg, R.S. Von Bardeleben, C. Zuern, R. Bekeredjian, T. Ouarrak, H. Sievert, G. Nickening, P. Boekstegers, J. Senges, W. Schillinger, E. Lubos (Hamburg, Mainz, Tübingen, Heidelberg, Ludwigshafen, Frankfurt, Bonn, Siegburg and Göttingen, DE)
- 16:39 **Time course of left atrial reverse remodeling after mitral valve surgery and impact of left ventricular global longitudinal strain in patients with chronic severe mitral regurgitation.** 6075  
– D. Kim, P. Chipeta, C.Y. Shim, I.J. Cho, G.R. Hong, S. Lee, H.J. Chang, B.C. Chang, J.W. Ha, N. Chung (Seoul, KR)
- 16:48 **Mid-term follow-up of echo-guided transapical off-pump mitral valve repair with neochord implantation.** 6076  
– A. Colli, E. Manzan, L. Besola, E. Bizzotto, F. Zucchetto, L. Bagozzi, R. Bellu, C. Sarais, D. Pittarello, G. Gerosa (Padua, IT)
- 16:57 **Surgery for mitral valve endocarditis: meta-analysis of repair or replacement.** 6077  
– T.K.M. Wang, M.T.M. Wang, J. Pemberton (Auckland, NZ)
- 17:06 **Impact of neuro-hormonal blockade on mortality in patients with degenerative mitral regurgitation: a population cohort study.** 6078  
– R. McIntyre, K. McKay, C.C. Lang, D. Levin, I. Mordi, A.M. Choy, A.D. Struthers, D. Elder (Dundee, UK)
- 17:15 **Baseline LV strain independently predicts exercise capacity in asymptomatic primary mitral regurgitation patients and preserved LV ejection fraction undergoing rest-stress echocardiography.** 6079  
– A. Mentias, P. Naji, M. Gillinov, L. Rodriguez, T. Mihaljevic, J. Sabik, R. Grimm, L. Svensson, B. Griffin, M. Desai (Cleveland, US)
- 17:24 **Comparison of left ventricular volumes and regurgitant volumes by echocardiography and magnetic resonance in patients with severe degenerative mitral regurgitation.** 6080  
– T. Baron, L. Holm Orndahl, T. Kero, J. Sorensen, T. Bjerner, E.M. Hedin, E. Stahle, F.A. Flachskampf (Uppsala, SE)
- 17:33 **Contemporary mitral valve repair and replacement: 2005-2012 characteristics and outcomes.** 6081  
– T.K.M. Wang, S. Harnos, T. Ramanathan (Auckland, NZ)
- 17:42 **Long term outcome of patients with benfluorex-induced mitral regurgitation and first episode of heart failure.** 6082  
– P.P. Nicol, F. Le Ven, R. Didier, Y. Etienne, I. Quintin-Roue, E. Bezon, U. Vinsonneau, M. Gilard, J. Mansourati, Y. Jobic (Brest, FR)
- 17:51 **Assessment of left/right ventricular strain and deformation in patients with rheumatic severe mitral stenosis before and after balloon mitral valvuloplasty using speckle tracking echocardiography.** 6083  
– S.K. Vijay, P. Mehta, B.C. Tiwari, M. Misra (Lucknow, IN)

## 16:30–18:00 | Agora 2 - Poster Area

## CUTTING EDGE RESEARCH IN CONGENITAL HEART DISEASE

## Rapid Fire Abstract

Chairperson(s): G.D. Webb (Cincinnati, US); G. Sharland (London, UK)

- 16:30 **Observer variability in the assessment of congenital coronary abnormalities by invasive and CT coronary angiography: substudy of the anomalous connections of the coronary arteries (ANOCOR) registry.** 6084  
 – A. Koutsoukis, X. Halna Du Fretay, P. Dupouy, P. Ou, J.-P. Laissy, J.-M. Juliard, F. Hyafil, P. Aubry (London, UK; Suresnes, Antony and Paris, FR)
- 16:39 **Cardiac CT to evaluate risk of coronary compression in candidate patients for percutaneous pulmonary valve implantation.** 6085  
 – M.T. Tezza, M.W. Witsenburg, K.N. Nieman, P.W. Van De Woestijne, R.P.J. Budde (Verona, IT; Rotterdam, NL)
- 16:48 **Risks of pregnancy in women with rheumatic mitral valve disease: data from ROPAC, an ESC registry.** 6086  
 – I.M. Van Hagen, S. Thorne, N. Taha, M.R. Johnson, R. Hall, J.W. Roos-Hesselink (Rotterdam, NL; Birmingham, London and Norwich, UK; El-Minya, EG)
- 16:57 **Thromboembolic complications in adults fontan patients with atrial arrhythmia.** 6087  
 – A. Egbe, T. Niaz, V. Yogeswaran, J. Poterucha (Rochester, US)
- 17:06 **Catheter-based right ventricle outflow tract procedures versus systemic-to-pulmonary shunts for initial palliation in infants with tetralogy of Fallot.** 6088  
 – D.M. Dorobantu, M.T. Sharabiani, E.A. Kamal, R. Pandey, G.D. Angelini, R.P. Martin, S.C. Stoica (Bristol and London, UK)
- 17:15 **Myocardial blood flow and sympathetic innervation late after arterial switch operation for transposition of the great arteries.** 6089  
 – M. Possner, J. Vontobel, F. Mikulicic, C. Graeni, O.F. Clerc, D.C. Benz, B. Hirt-Moch, J. Stehli, T.A. Fuchs, D. Tobler, D. Stambach, R.R. Buechel, P.A. Kaufmann, M. Greutmann (Zurich, Basel and St. Gallen, CH)
- 17:24 **Biventricular dysfunction predicts major adverse outcomes in tetralogy of Fallot.** 6090  
 – J.P. Bokma, K.C. De Wilde, H.W. Vliegen, A.P. Van Dijk, J.P. Van Melle, F.J. Meijboom, A.H. Zwinderman, M. Groenink, B.J. Mulder, B.J. Bouma (Amsterdam, Leiden, Nijmegen, Groningen and Utrecht, NL)
- 17:33 **Outcome after cardiopulmonary resuscitation in patients with congenital heart disease.** 6091  
 – T. Van Puyvelde, K. Ameloot, M. Roggen, E. Troost, M. Gewillig, W. Budts, A. Van De Bruaene (Leuven, BE)
- 17:42 **Selexipag for pulmonary arterial hypertension associated with congenital heart disease (PAH-CHD) after defect correction: insights from the randomized controlled GRIPHON study.** 6092  
 – M. Beghetti, R. Channick, K. Chin, L. Di Scala, S. Gaine, H.A. Ghofrani, M. Hoeper, I. Lang, V. McLaughlin, R. Preiss, L. Rubin, G. Simonneau, O. Sitbon, V. Tapson, N. Galie (Geneva and Allschwil, CH; Boston, Dallas, Ann Arbor, San Diego and Los Angeles, US; Dublin, IE; Giessen and Hannover, DE; Vienna, AT; Le Kremlin-Bicêtre, FR; Bologna, IT)
- 17:51 **Mutational analysis using next-generation sequencing in sporadic and familial congenital heart disease.** 6093  
 – S. Pulignani, C. Vecoli, A. Borghini, I. Foffa, L. Ait-Ali, M.G. Andreassi (Pisa, IT)

## 14:00–18:00 | Best poster screen - Poster Area

## BEST POSTERS SESSION 7

Best Posters

Discussant intervention 15:35–16:25

Best Posters are on display from 14:00 to 18:00 on the Best Poster plasma screen of the related topic. During the viewing time (15:35–16:25), a discussant will visit the presenters to animate discussions, the screen will be shared in 4 parts and each poster will take, in turns, full screen to allow time for Poster discussion.

## BEST POSTERS IN ECHO-VENTRICULAR FUNCTION AND MYOCARDIAL DISEASES.

- Discussant: Best Posters in echo-ventricular function and myocardial diseases.** P6094  
– C. Cadeddu Dessalvi (Monserrato, IT)
- Noninvasive assessment of left ventricular function in patients with dialysis just before and after hemodialysis using speckle tracking echocardiography.** P6095  
– A. Takai, M. Kawasaki, R. Tanaka, Y. Hayano, C. Ueno, R. Kishi, K. Morishita, M. Koda, H. Takatsu, S. Minatoguchi (Seki and Gifu, JP)
- The evaluation of cardiac performance by pressure-strain loops: a useful tool for the identification of responders to cardiac resynchronization therapy.** P6096  
– E. Galli, C. Leclercq, M. Fournet, A. Bernard, P. Mabo, E. Samset, A. Fernandez, E. Donal (Rennes and Tours, FR; Oslo, NO)
- Myocardial stiffness assessment using shear wave imaging in healthy children and hypertrophic cardiomyopathy.** P6097  
– O. Villemain, M. Correia, D. Khraiche, M. Pernot, D. Bonnet (Paris, FR)
- The increase in regional end-diastolic wall thickness in reperfused ST elevation acute myocardial infarction and late left ventricular remodeling: a transthoracic echocardiography study.** P6098  
– M.C. Scali, P. Capozza, D. Morrone, E. Orsini, E. Picano, M. Marzilli (Pisa, IT)

## BEST POSTERS IN HYPERTENSION

- Discussant: Best Posters in hypertension.** P6099  
– M. Böhm (Homburg, DE)
- Blood pressure response to catheter-based renal sympathetic denervation in patients with resistant hypertension: Data from a national multicenter 1-year-follow-up study.** P6100  
– C. Tsioufis, A. Ziakas, K. Dimitriadis, P. Davlourous, M. Marketou, A. Kasiakogias, D. Petroglou, I. Kallikazaros, C. Stefanadis, C. Karvounis, D. Alexopoulos, P. Vardas, V. Papademetriou, D. Tousoulis (Athens, GR)
- Comparison of the safety and efficacy of transcatheter renal denervation using various technologies in the animal model.** P6101  
– M. Taborsky, Z. Tonar, D. Richter, L. Cervenka, A. Herman, L. Kopkan, J. Peregrin (Olomouc, Plzen and Prague, CZ)
- Difficult to treat essential hypertension is associated with exaggerated peripheral chemoreflex.** P6102  
– S. Tubek, J. Krecicki, B. Paleczny, P. Niewinski, K. Reczuch, Z. Engelman, E.A. Jankowska, W. Banasiak, P. Ponikowski (Wroclaw, PL; Los Altos, US)

## BEST POSTERS IN ACCESS SITE COMPLICATIONS FOLLOWING TRANS-FEMORAL AND TRANS-RADIAL.

- Discussant: Best Posters in access site complications following trans-femoral and trans-radial.** P6103  
– S. Noble (Geneva, CH)
- Highly risk of deep venous thrombosis in patients with iatrogenic femoral pseudoaneurysm after coronary angiography.** P6104  
– J. Juenger, S. Peters, M. Stolt, R. Prondzinsky, F.W. Roehl, J. Lee, R.C. Braun-Dullaues, J. Herold (Magdeburg and Merseburg, DE; Durham, UK)
- Morphological variants of iatrogenic arteriovenous fistula after transfemoral cardiovascular interventions - analysis of 2000 procedures.** P6105  
– J. Kurzawski, M. Sadowski, A. Janion-Sadowska, L. Zandecki, M. Janion (Kielce, PL)
- Diagnostic performance of the laser Doppler scan for detection of radial artery occlusion.** P6106  
– F. Passafaro, S. De Rosa, A. Polimeni, S. Sorrentino, D. Torella, C. Spaccarotella, A. Mongiardo, C. Indolfi (Catanzaro, IT)
- Incidence and predictors of radial artery stenosis after percutaneous coronary intervention using transradial approach.** P6107  
– T. Kanazawa, T. Inada, K. Shimamura, H. Yukawa, N. Takahashi, K. Fukuchi, K. Nagao, E. Nakagawa, H. Ito, F. Hayashi, T. Makita, M. Tanaka (Osaka, JP)

**BEST POSTERS IN SUDDEN CARDIAC DEATH AND RESUSCITATION.**

<b>Discussant: Best Posters in sudden cardiac death and resuscitation.</b> – H.V. Huikuri (Oulu, FI)	<b>P6108</b>
<b>Heat, heat waves, and out-of-hospital cardiac arrest.</b> – S.-H. Kang, I.-Y. Oh, J. Heo, J. Kim, W.-H. Lim, Y. Cho, E.K. Choi, S.-M. Yi, S. Shin, H. Kim, T.J. Youn, I.-H. Chae, S. Oh (Seongnam and Seoul, KR)	<b>P6109</b>
<b>Pulmonary embolism related sudden cardiac arrest: characteristics and outcomes.</b> – W. Bouguoin, E. Marijon, B. Planquette, N. Karam, D. Jost, L. Lamhaut, F. Dumas, A. Cariou, G. Meyer, X. Jouven (Paris, FR)	<b>P6110</b>
<b>Coronary artery findings in sports-related cardiac arrest.</b> – N. Karam, L. Pechmajou, W. Bouguoin, F. Beganton, D. Jost, P. Carli, F. Dumas, A. Cariou, C. Spaulding, E. Marijon, X. Jouven (Paris, FR)	<b>P6111</b>
<b>Major disparities in public access defibrillation programs implementation: a french nationwide study.</b> – N. Karam, W. Bouguoin, M.C. Perier, L. Lamhaut, F. Dumas, N. Benameur, D. Celermajer, E. Marijon, X. Jouven (Paris, FR)	<b>P6112</b>

**BEST POSTERS IN ANGIOGENESIS**

<b>Discussant: Best Posters in angiogenesis.</b> – To be announced	<b>P6113</b>
<b>miR-532: a potential mediator of angiogenesis in vascular cells in response to hypoxia.</b> – S. Slater, E. Jover Garcia, I. Rodriguez-Arabaolaza, V. Alvino, P. Madeddu (Bristol, UK)	<b>P6114</b>
<b>The human pericardial fluid is enriched with cardiovascular-expressed microRNAs and exosomes with therapeutic angiogenic potential.</b> – C. Beltrami, S. Shantikumar, A. Laftha, M. Besnier, C. Rajakaruna, A. Shearn, G.D. Angelini, C. Emanuelli (Bristol and London, UK)	<b>P6115</b>
<b>Serum-induced neoangiogenesis parallels the dynamics of microvascular obstruction after reperfused myocardial infarction in an in vivo model.</b> – C. Rios-Navarro, L. Piqueras, A. Hervas, E. De Dios, A. Ruiz-Sauri, J. Gavara, N. Perez-Sole, G. Minana, C. Bonanad, F.J. Chorro, V. Bodi (Valencia, ES)	<b>P6116</b>

**BEST POSTERS IN LEFT VENTRICULAR FUNCTION OF HEART FAILURE.**

<b>Discussant: Best Posters in left ventricular function of heart failure.</b> – A. Badawi (New Cairo City, EG)	<b>P6117</b>
<b>Subclinical lung function impairment is related to left ventricular dysfunction assessed by echocardiographic parameters and cardiac biomarkers-results from the population-based Gutenberg Health Study.</b> – C. Baum, F.M. Ojeda, P.S. Wild, N. Rzayeva, T. Zeller, C.R. Sinning, N. Pfeiffer, M. Beutel, M. Blettner, K.J. Lackner, S. Blankenberg, T. Muenzel, K.F. Rabe, R.B. Schnabel (Hamburg, Mainz and Großhansdorf, DE)	<b>P6118</b>
<b>Mechanisms and impact on cardiac mortality of right ventricular dysfunction in non-ischaemic cardiomyopathy.</b> – A. Pueschner, P. Chattranukulchai, J.F. Heitner, D.J. Shah, B. Hayes, W. Rehwald, M.A. Parker, H.W. Kim, R.M. Judd, R.J. Kim, I. Klem (Durham, Brooklyn and Houston, US; Bangkok, TH)	<b>P6119</b>
<b>What is the papillary muscle contribution to LV function in dilated hearts?</b> – J. Duchenne, A. Turco, P. Claus, K. Vunckx, J. Nuyts, E. Pagourelas, F. Rega, O. Gheysens, J.U. Voigt (Leuven, BE)	<b>P6120</b>
<b>Role of myocardial strain/strain rate measurement in prognosis of patients with AMI after primary PCI.</b> – S. Chimed, H.Y. Liang (Ulaanbaatar, MN; Taichung, TW)	<b>P6121</b>

**BEST POSTERS IN SOCIAL, ECONOMIC & CULTURAL. PSYCHOSOCIAL RISK: NOT A DOOM AND GLOOM**

<b>Discussant: Best Posters in social, economic &amp; cultural. Psychosocial risk: not a doom and gloom.</b> – S. Dunbar (Atlanta, US)	<b>P6122</b>
<b>Psychosocial risk factors of cardiovascular diseases in adult Polish population, what changed during last 10 years?- results of two national surveys WOBASZ and WOBASZ II.</b> – J. Piwonski, A. Piwonska, P. Kurjata, W. Drygas, W. Bielecki, A. Pajak, T. Zdrojewski, A. Tykarski, K. Kozakiewicz (Warsaw, Lodz, Krakow, Gdansk, Poznan and Katowice, PL)	<b>P6123</b>
<b>Is the diagnostic and prognostic value of the 9-item patient health depression questionnaire comparable in males and females hospitalized after acute cardiac decompensation?</b> – S.M. Piepenburg, A. Marx, D. Menhofer, S. Stoerk, G. Ertl, C.E. Angermann (Würzburg, DE)	<b>P6124</b>
<b>Psychosocial risk factors in patients with coronary artery disease after percutaneous coronary intervention: a prospective study.</b> – G.S. Pushkarev, V.A. Kuznetsov, E.I. Yaroslavskaya, I.S. Bessonov (Tyumen, RU)	<b>P6125</b>
<b>Through the lens of the patient: assessing the readability of online patient education materials.</b> – K. Kapoor, P. George, M.C. Evans, S.S. Liu (Baltimore, US)	<b>P6126</b>

**BEST POSTERS IN CONGENITAL HEART DISEASE.**

<b>Discussant: Best Posters in congenital heart disease.</b>	<b>P6127</b>
– To be announced	
<b>Generation of tissue engineered vascular grafts with neonatal cardiac pericytes for application in congenital heart disease.</b>	<b>P6128</b>
– E. Avolio, I. Rodriguez-Arabaolaza, V.V. Alvino, E. Jover, M. Carrabba, M. Ghorbel, G. Angelini, M. Caputo, P. Madeddu (Bristol, UK)	
<b>Geometrical, functional or substrate remodeling of left ventricle - Deep inside into mechanism of LV dysfunction in Ebstein anomaly through MRI.</b>	<b>P6129</b>
– Q. An, Y.C. Chen, D. Zhu (Chengdu, CN)	
<b>Comparison of brain growth and cerebral hemodynamics in normal controls and fetuses with congenital heart disease (CHD) and intrauterine growth restriction (IUGR) by MRI.</b>	<b>P6130</b>
– P. Ricci, M. Zhu, F. Ventriglia, E. Messina, M. Seed (Rome, IT; Toronto, CA)	
<b>Long term complications and outcome in patients with repaired aortic coarctation. Analysis of 2860 community based CoA patients in England.</b>	<b>P6131</b>
– A. Kempny, M. Boutsikou, K. Dimopoulos, M.A. Gatzoulis, S.J. Wort, G.P. Diller (London, UK; Münster, DE)	

**BEST POSTERS IN ADJUNCTIVE MEDICAL THERAPY.**

<b>Discussant: Best Posters in adjunctive medical therapy.</b>	<b>P6132</b>
– D. Dudek (Krakow, PL)	
<b>Beta blocker use and mortality in hospital survivors of acute myocardial infarction without heart failure.</b>	<b>P6133</b>
– T.B. Dondo, M. Hall, R. West, T. Jernberg, B. Lindahl, H. Bueno, J.E. Deanfield, H. Hemingway, A.D. Timmis, C.P. Gale (Leeds and London, UK; Stockholm and Uppsala, SE; Madrid, ES)	
<b>Patterns of statin prescription and discontinuation during the first year after acute MI and impact on long-term survival. An analysis from the combined FAST-MI 2005-2010 cohorts.</b>	<b>P6134</b>
– F. Schiele, J. Ferrieres, E. Puymirat, N. Meneveau, T. Simon, N. Danchin (Besançon, Toulouse and Paris, FR)	
<b>Association of perioperative beta-blockade with mortality and cardiovascular morbidity in patients with coronary artery disease undergoing surgery: insights from the SAS registry.</b>	<b>P6135</b>
– M. Molfese, S. Savonitto, M. Lettino, D. Trabattoni, A.M. Iorio, G. Musumeci, C. Lettieri, L. Oltrona Visconti, P. Martina, E. Piccaluga, R. Caporale, G. Tarantini, I. Calchera, A. Menozzi, R. Rossini (Genoa, Lecco, Milan, Bergamo, Mantova, Pavia, Legnano, Cosenza, Padua, Monza and Parma, IT)	

Posters are on display from 14:00 to 18:00. Presenters will be by their poster during the coffee break between 15:30 and 16:30 for posters viewing time

**CARDIAC NUCLEAR IMAGING / SPECT**

- MRI prospective survey on cardiac iron and function and on hepatic iron in non transfusion-dependent thalassemia intermedia patients treated with desferrioxamine or non chelated.** P6136  
 – A. Pepe, P. Giuliano, S. Renne, P. Ricchi, C. Errigo, P. Cavalli, D. De Marchi, M. Missere, V. Vinci, E. Grassedonio, V. Positano, A. Meloni (Pisa, Palermo, Lamezia Terme, Naples, Locri, Lecce, Campobasso and Catania, IT)
- Cardiac magnetic resonance assessment of absolute myocardial blood flow in comparison with physiological measures using a pressure-temperature wire in patients with coronary artery disease.** P6137  
 – Y. Kanaji, T. Yonetsu, T. Murai, E. Usui, J. Matsuda, M. Araki, T. Niida, S. Ichijyo, R. Hamaya, T. Kakuta (Tsuchiura, JP)
- VINTAGE study: diagnostic Value of QT evaluation in aNterior ST-segment elevAtion myocardial infarction for prediction of myocardial salvaGE index, as compared to Cardiac Magnetic Resonance.** P6138  
 – G. Pontone, A.I. Guaricci, P. Carita', D. Andreini, M. Guglielmo, S. Mushtaq, A. Baggiano, M. Verdecchia, G. Ferro, M. Pepi (Milan, Bari, Palermo and Chieti, IT)
- Identification of cardiomyopathy-associated circulating miRNA biomarkers in muscular dystrophy female carriers using a complementary cardiac imaging and plasma profiling approach.** P6139  
 – A.R. Florian, S. Becker, A. Patrascu, S. Roesch, J. Waltenberger, U. Sechtem, M. Schwab, E. Schaeffeler, A. Yilmaz (Münster and Stuttgart, DE)
- Myocardial salvage after primary percutaneous coronary intervention in patients with ST-elevation myocardial infarction presenting early versus late after symptom onset.** P6140  
 – T. Stiermaier, I. Eitel, S. De Waha, J. Poess, G. Fuernau, H. Thiele, S. Desch (Lübeck, DE)
- Pregnancy in women with transfusion dependent thalassemia: changes in cardiac iron and function.** P6141  
 – A. Meloni, M.R. Gamberini, L. Cuccia, D. D'Ascola, C. Salvatori, R. Righi, A. Vallone, C. Tudisca, V. Positano, A. Pepe (Pisa, Ferrara, Palermo, Reggio Calabria and Catania, IT)
- Distinct myocardial fibrotic phenotype indicates diverse clinical manifestation in hypertensive versus hypertrophic cardiomyopathy—insights from CMR assessment.** P6142  
 – M. Jiang, B. He (Shanghai, CN)
- Apical sparing left and right ventricular uptake of technetium pyrophosphate in transthyretin cardiac amyloidosis.** P6143  
 – B. Sperry, M. Vranian, A. Tower-Rader, R. Hachamovitch, M. Hanna, W. Jaber (Cleveland, US)
- Dobutamine stress myocardial perfusion SPECT: long-term (14-years) outcomes in elderly patients unable to perform an exercise test.** P6144  
 – H.J. Boiten, S. Roest, R.T. Van Domburg, R. Valkema, A.F.L. Schinkel (Rotterdam, NL)
- Diagnostic value of lung thallium uptake in detecting extensive coronary artery disease using the cadmium-zinc-telluride camera system.** P6145  
 – S. Tetsushi, T. Chikamori, S. Hida, Y. Igarashi, C. Shiba, K. Hirose, T. Hatano, A. Yamashina (Tokyo, JP)
- Radionuclide approach to assessment of myocardial flow reserve in patients with three-vessel coronary artery disease.** P6146  
 – A. Mochula, K. Zavadovskyi, S. Andreev, Y.U. Lishmanov (Tomsk, RU)
- The potential role of 123I-MIBG imaging in left ventricular non-compaction.** P6147  
 – A. Sousa, T. Faria, A. Oliveira, T. Pinho, T. Vieira, M. Campelo, J. Silva Cardoso, F. Rocha Goncalves, J. Pereira, E. Martins (Porto, PT)
- Sympathetic cardiac activity evaluated by 123I-MIBG scintigraphy in left ventricular non-compaction patients.** P6148  
 – E. Martins, A. Sousa, T. Faria, A. Oliveira, T. Pinho, T. Vieira, M. Campelo, J. Silva Cardoso, J. Pereira, F. Rocha Goncalves (Porto, PT)
- The 123-iodine metaiodobenzylguanidine imaging of the left atrial ganglionated plexi in patients with atrial fibrillation.** P6149  
 – M. Blaha, D. Wichterle, P. Peichl, B. Aldhoon, R. Cihak, J. Kautzner (Prague, CZ)
- Post-stress ejection fraction decrease detected by SPECT in the absence of stress-induced ischemia: how much should we worry?** P6150  
 – L. Leite, M.J. Ferreira, M.J. Cunha, A. Albuquerque, D. Ramos, L. Elvas, G. Costa, M. Pego (Coimbra, PT)
- Feasibility of ultra low-dose thallium myocardial perfusion imaging in obese patients using cadmium-zinc-telluride scanner.** P6151  
 – V. Kincil, M. Kaminek, J. Vasina, R. Panovsky, M. Havel (Brno and Olomouc, CZ)
- Correlation of technetium pyrophosphate imaging with echocardiography in patients with cardiac biopsy positive transthyretin-related amyloidosis.** P6152  
 – S. Pawar, M. Haq, J.L. Berk, E.J. Miller, F.L. Ruberg (Boston and New Haven, US)

**CARDIAC IMAGING / e-TECHNOLOGY**

- Quantification of left ventricular volumes and ejection fraction with new fully-automated 3D echocardiography anatomically intelligent software: one step closer to cardiac magnetic resonance?** P6153  
 – F.J. Irazusta Cordoba, M. D'Angelo, S.O. Rosillo Rodriguez, R. Dalmou Gonzalez-Gallarza, E. Refoyo Salicio, G. Guzman Martinez, P. Meras Colunga, Z. Blazquez Bermejo, J. Caron Codon, V. Rial Baston, F. Dominguez Melcon, M. Moreno Yanguela, J.L. Lopez-Sendon, T. Lopez Fernandez (Madrid, ES; Messina, IT)
- Intervendor comparison of two-dimensional global and regional longitudinal strain after EACVI/ASE industry joint task force strain standardization initiatives using latest vendor specific software.** P6154  
 – K. Shiino, A. Yamada, M. Ischenko, V. Speranza, M. Harten, A. Benjamin, C. Hamilton-Craig, D.G. Platts, D. Burstow, G.M. Scalia, B.K. Khandheria, J. Chan (Gold Coast and Brisbane, AU; Toyoake, JP; Milwaukee, US)
- Validation of a novel echocardiographic automated software for the assessment of wall motion and wall thickening on hand held echo imaging in patients with acute chest pain.** P6155  
 – M. Mazzanti, O. Di Cillo, F. Molinaro, F. Carlino (London, UK; Bari and Rome, IT)
- Automatic interpretation of hand held echo cardiac imaging. Validation in patients with suspected coronary artery disease.** P6156  
 – M. Mazzanti, O. Di Cillo, F. Molinaro, F. Carlino (London, UK; Bari and Rome, IT)
- Diagnostic performance of stress-echo, SPECT, PET, stress CMR, CTCA, CTP and FFR-CT for the assessment of coronary artery disease versus invasive FFR: a meta-analysis.** P6157  
 – G. Pontone, A.I. Guaricci, M. Verdecchia, D. Andreini, M. Guglielmo, A. Baggiano, V. Beltrama, P. Carita, G. Ferro, F. Cafarelli, M. Pepi (Milan, Bari, Chieti, Palermo and Foggia, IT)

**CARDIAC NUCLEAR IMAGING**

- Left ventricular endsystolic dyssynchrony on adenosine stress gated semiconductor SPECT is a predictor of multivessel coronary disease.** P6158  
 – M. Shimizu, M.A. Amemiya, Y.S. Sato, M.I. Iiya, R.M. Masuda, R.N. Nakamura, K.N. Nakano, H.S. Shimada, M.S. Setoguchi, H.F. Fujii, N.Y. Yamawake, M.N. Nishizaki (Yokohama, JP)
- Left ventricular dyssynchrony in patients with coronary heart disease.** P6159  
 – H.E. Hamalainen, T.M. Laitinen, M. Hedman, A. Hedman, A. Kivela, T.P. Laitinen (Kuopio, FI)
- Diagnostic value of 99mTc-DPD scintigraphy in familial amyloid polyneuropathy.** P6160  
 – M.C. Azevedo Coutinho, N. Cortez-Dias, G. Lima Da Silva, G. Cantinho, R. Placido, T. Guimaraes, A.R.G. Francisco, M.N. Menezes, I. Conceicao, F.J. Pinto (Lisbon, PT)
- Predictors of stress-only SPECT imaging in a large cohort of stable patients with suspected coronary artery disease.** P6161  
 – M. Mouden, J.P. Ottervanger, E.M. Engbers, S. Knollema, J.R. Timmer, P.L. Jager (Zwolle, NL)
- Therapeutic and prognostic implications of coronary atherosclerosis and myocardial ischemia in asymptomatic patients with diabetes mellitus type 2.** P6162  
 – I. Peovska Mitevaska, N. Baneva, M. Bosevski, E. Srbinovska Kostovska, E. Antova (Skopje, MK)
- Diagnostic value of fragmented QRS localization for myocardial ischemia and left ventricular dyssynchrony: analysis by quantitative gated semiconductor SPECT.** P6163  
 – M. Shimizu, M.A. Amemiya, Y.S. Sato, M.I. Iiya, R.M. Masuda, R.N. Nakamura, K.N. Nakano, H.S. Shimada, M.S. Setoguchi, H.F. Fujii, N.Y. Yamawake, M.N. Nishizaki, H.S. Sakurada, M.H. Hiraoka (Yokohama, Tokyo and Toride, JP)
- Role of perfusion-metabolic scintigraphy in predicting of recurrent left ventricular remodeling after the surgical treatment of ischemic cardiomyopathy.** P6164  
 – Y.U. Lishmanov, M. Gulya, K. Zavadovsky, E. Alexandrova, S. Andreev, V. Shipulin (Tomsk, RU)
- Thoracic fat and 18F-NaF atherosclerotic plaque uptake in high-cardiovascular risk individuals: is there a link?** P6165  
 – M. Santos, M. Castelo-Branco, R. Silva, P. Donato, J. Ferreira, C. Domingues, R. Martins, A. Gomes, M. Pego, L. Goncalves, M.J. Ferreira (Coimbra, PT)
- Correlation between pericardial fat and noninvasive coronary flow reserve using rubidium positron emission tomography.** P6166  
 – M. Al-Mallah, A. Ahmed, O. Smete, R. Abazid, I. Suleiman, A. Suleiman, A. Aljizeeri (Riyadh and Qassim, SA)
- Relative myocardial flow reserve (MFR) in N-13 ammonia PET may be useful to estimate fractional flow reserve (FFR).** P6167  
 – T. Awaya, Y. Miyata, R. Minamimoto, M. Morooka, M. Yamamoto, O. Okazaki, H. Hara, Y. Hiroi, K. Kubota, M. Mori (Tokyo, JP)

**m-HEALTH APPLICATIONS AND TECHNOLOGY ASSESSMENT**

- Variations in cardiology electronic consultation use in a large integrated healthcare system in the United States.** P6168  
 – S.P. Pawar, E.J.K. Kim, G.G. Gupte, M.A. Aftable, J.S. Strymish, S.R.S. Simon, J.D.O. Orlander, V.V. Vimalananda (Boston, Bedford and West Roxbury, US)
- Analysis of cardiologists' use of twitter.** P6169  
 – E. McGinnigle, C.J. McAloon, D.R. Warriner, R. Francis, B.C. Chohan (Glasgow, Coventry, Sheffield, Cambridge and Aberdeen, UK)



- Analysis of patient engagement and critical time-points in response to an e-counselling program for heart failure.** P6170  
 – R.P. Nolan, H. Ross, B. D’Antono, M. White, S. Chan, M. Toma, M. Farkouh, M. McDonald, A.Y.M. Payne, S. Liu (Toronto, Montreal and Vancouver, CA)
- A novel, mobile, electronic curriculum based on adult learning theory is noninferior to a traditional didactic lecture-based curriculum.** P6171  
 – M. Prasad, T. Waterbury, K. Kebed, J. Bois, A. Killu, K. Klarich, H. Connolly, R. Nishimura, A. Oxentenko, J. Nagel, N. Anavekar (Rochester, US)
- Accuracy and cost-effectiveness of two handheld electrocardiogram recorders to screen for atrial fibrillation in a hospital setting.** P6172  
 – L. Desteghe, Z. Raymaekers, J. Vijgen, D. Dilling-Boer, P. Koopman, J. Schurmans, P. Vanduyhoven, P. Dendale, H. Heidebuchel (Hasselt, BE)
- Echocardiographic wall motion can be accurately evaluated on mobile devices.** P6173  
 – A. Salacata, J. Kapala, S. Pankrini (Alpena, US)
- BLOOD PRESSURE MONITORING**
- Association of night-time blood pressure assessed by home and ambulatory monitoring with target organ damage in dipper hypertensive subjects.** P6174  
 – T.T.L. Lin, C.K.W. Wu, F.T.C. Chiang (Hsin-Chu and Taipei, TW)
- Arterial hypertension in long-term survivors after allogeneic hematopoietic stem cell transplantation.** P6175  
 – C. Arranto, T. Burkard, O. Pfister, J. Halter (Basel, CH)
- Nocturnal hypertension is associated with retinal vein occlusion.** P6176  
 – J. Oh, J.Y. Shin, S. Park, S.H. Byeon, C.J. Lee, S.H. Lee, S.M. Kang, D. Choi (Seoul and Goyang, KR)
- Masked hypertension in patients with type 2 diabetes mellitus in a national reference center: rate and associated factors.** P6177  
 – P. Rojas, I. Amat, E. Jordan (Valladolid, ES)
- Late night eating and nondipper hypertension: could this be a reason?** P6178  
 – E. Ozpelit, M.E. Ozpelit, N. Pekel, B. Akdeniz, I. Tengiz, E. Ercan (Izmir, TR)
- Continuous blood pressure measurement based on pulse transit time: a comparison to ambulatory blood pressure measurement.** P6179  
 – G. Kuechler, J. Gehring, M. Wesely, K. Thimel, R. Haberl (Randersacker and Munich, DE)
- Clinical correlates and prognostic implications of nocturnal hypertension in a general population.** P6180  
 – G. Seravalle, C. Cuspidi, M. Bombelli, G. Brambilla, L. Lonati, S. Ravaro, S. Barbarossa, A. Re, R. Facchetti, C. Sala, M. Tadic, G. Mancia, G. Grassi (Milan and Monza, IT; Belgrade, RS)
- The independent relationship of blood pressure load with target organ damage in untreated hypertensive patients, the role of dipping status.** P6181  
 – H. Triantafyllidi, I. Xenogiannis, I. Ikonomidis, G. Pavlidis, A. Schoinas, L. Palaodimos, S. Vlachos, J. Lekakis (Athens, GR)
- Non-dipper: a new predictor of cardiovascular events in pregnant women.** P6182  
 – R. Ferreira, S. Vidal, A. Cadete, A. Correia, C. Rainho, H. Martins, A. Gonzaga, J. Santos, M. Bastos (Aveiro, PT)
- Novel ambulatory blood pressure monitoring derived parameters and cardiac remodeling in arterial hypertension.** P6183  
 – A. Ciobanu, M.V. Deaconu, V. Duran, N. Ghita, G.S. Gheorghe, I.T. Nanea (Bucharest, RO)
- Relationships between obesity and visit-to-visit blood pressure variability in patients with hypertension.** P6184  
 – S.S. Stojanovic, M.D.I. Deljanin Ilic, S.I. Ilic, N.T. Tasic, D.P. Petrovic, B.I. Ilic, D.S. Simonovic (Niska Banja, Niš and Begrade, RS)
- Organ damage in patients with arterial hypertension and chronic obstructive pulmonary disease.** P6185  
 – E. Samorukova, S. Pavlov, T. Adasheva, V. Zadiionchenko (Moscow, RU)
- STRATEGIES TO MODIFY BLEEDING RISK DURING PERCUTANEOUS CORONARY INTERVENTION**
- Comparison of radial access versus femoral access with the use of vascular closure device for the prevention of vascular complications after percutaneous coronary intervention.** P6186  
 – A. Teblich, W. Vanderbruggen, T. Vandendriessche, J. Bosmans, S. Haine, H. Miljoen, V. Segers, C. Vrints, M.J. Claeys (Antwerp, BE)
- Stronger impact of transradial intervention on patients with st elevation myocardial infarction who receiving new P2Y12 receptor inhibitors than those clopidogrel.** P6187  
 – K.-H. Park, M.-H. Jeong, Y.-J. Hong, J.-H. Kim, Y.-K. Ahn, M.-G. Lee, S.-C. Cho, H.-S. Kim, T.-H. Ahn, Y.-J. Kim (Gwangju, Suncheon, Seoul, Incheon and Daegu, KR)
- A novel technique of transient compression of the ulnar artery facilitates radial artery patent hemostasis (ULTRA).** P6188  
 – M. Koutouzis, C. Maniotis, G. Avdikos, A. Tsoumeleas, M. Aggelaki, D. Oikonomidis, K. Papadopoulos, E. Lazaris, Z.S. Kyriakides (Athens, GR)
- AJULAST - AJmer ULnar Angioplasty Study- A Single Center Prospective Randomized Control Study.** P6189  
 – R.K. Gokhroo, A. Avinash, K. Kishor, B. Ranwa, D. Bisht, S. Gupta, S. Pandey, R. Roy (Ajmer, IN)
- Usefulness of Sheathless guide catheter for the percutaneous coronary intervention of left main disease by radial approach.** P6190  
 – S. Garcia Blas, J. Nunez, P. Carrillo, A. Cordero, G. Minana, A. Frutos, E. Valero, I. Cardells, J. Sanchis, R. Lopez-Palop (Valencia and Alicante, ES)

- Radial vs. femoral access for the treatment of left main lesion in the era of second generation drug eluting stents: data from the FAILS 2 registry.** P6191  
 – R. Di Summa, S. Gili, A. Colombo, F. D'Ascenzo, J. Escaned, F. Varbella, F. Conrotto, A. Montefusco, G. Boccuzzi, P. Omede, M. Pavani, C. Moretti, M. D'Amico, F. Gaita (Turin, Milan and Rivoli, IT; Madrid, ES)
- Trans-radial vs trans-femoral access in patients with Acute Coronary Syndrome with Left Main Stem Disease undergoing Percutaneous Coronary Intervention.** P6192  
 – S.A. Qureshi, C. Khoo, H.S. Khan, S.N. Doshi, J.N. Townend, P.F. Ludman, S.Q. Khan (Birmingham, UK)
- Allen test results are related to vascular supply and clinical outcome of the hand in all comer patients.** P6193  
 – M.A.H. Van Leeuwen, M.R. Hollander, K.H.M. Opmeer, D.J. Van Der Heijden, M.J. Lenzen, Y.J.H.J. Taverne, M.J.P.F. Ritt, N.M.D.A. Van Mieghem, N. Van Royen (Amsterdam and Rotterdam, NL)
- Improved outcomes after radial when compared to femoral approach for coronary invasive procedures in patients with congestive heart failure. Insights from the propensity score-matched registry.** P6194  
 – P. Buszman, M. Gierlotka, M. Hawranek, L. Pyka, D. Ciesla, M. Tajstra, D. Pres, A. Lekston, M. Gasior (Zabrze, PL)
- Translunar approach in STEMI patients: experiences from a single high volume center.** P6195  
 – I. Vasilev, B. Zafirovska Taleska, D. Petkoska, S. Antov, J. Kostov, I. Spiroski, H. Pejkov, O. Kalpak, S. Kedev (Skopje, MK)
- Impact of abnormal ankle-brachial index on long-term clinical outcomes in patients with acute myocardial infarction undergoing percutaneous coronary intervention in the drug-eluting stent era.** P6196  
 – S.W. Cho, S.S. Kim, J.K. Jang, S.H. Kang (Jeju, KR)
- Low on-treatment platelet reactivity predicts long-term risk of bleeding after elective PCI.** P6197  
 – M. Colic, B. Calija, T. Babic-Petkovic, D. Sarenac, B. Milosavljevic, A. Grdinc, P. Milojevic, R. Babic, L. Angelkov, I. Mrdovic (Belgrade, RS)
- Impact of anticoagulation strategy with bivalirudin or heparin for percutaneous coronary interventions on non-access site bleedings: a meta-analysis of randomized trials.** P6198  
 – M. Verdoia, L. Barbieri, A. Schaffer, P.N. Marino, H. Suryapranata, G. De Luca (Novara, IT; Nijmegen, NL)
- Importance and usage of CHA2DS2-VASc score in predicting acute stent thrombosis.** P6199  
 – S. Unal, B. Acar, M.M. Balci, A. Ertem, M. Kara, O. Maden, S.F. Dereagzi (Ankara, TR)
- Characteristics and prognostic value of bleeding complication after percutaneous coronary intervention: results from SHINANO registry.** P6200  
 – Y. Ueki, T. Miura, K. Shimada, M. Kobayashi, H. Nakajima, H. Kimura, H. Akanuma, E. Mawatari, T. Sato, S. Hotta, Y. Kamiyoshi, T. Maruyama, N. Watanabe, S. Ebisawa, U. Ikeda (Matsumoto, Nagano, Saku, Iida, Ina and Nakano, JP)
- Impact of bleeding complicating primary percutaneous coronary intervention on very long-term mortality in patients older than 65 years of age.** P6201  
 – D. Matic, Z. Mehmedbegovic, J. Dobras, M. Marjanovic, M. Asanin, S. Stankovic, I. Zivkovic, M. Tesic, M. Zivkovic, V. Pavlovic, N. Antonijevic, D. Milasinovic, L. Savic, V. Vukcevic, G. Stankovic (Belgrade, RS)
- Impact of bleeding on the occurrence of contrast-induced nephropathy and long-term mortality in patients with ST-segment elevation myocardial infarction undergoing primary PCI.** P6202  
 – J. Dobras, D. Milasinovic, Z. Mehmedbegovic, V. Pavlovic, D. Matic, I. Mrkonjic, P. Zlatanovic, S. Zaharijev, D.J. Mladenovic, A. Pavlovic, I. Zivkovic, V. Dedovic, M. Asanin, V. Vukcevic, G. Stankovic (Belgrade, RS)
- The ability of CRUSADE and NCDR bleeding risk scores to identify high risk patients in the real clinical practice.** P6203  
 – M. Sionova, P. Blasko, S. Jirous, D. Vindis, R. Rokyta, Z. Motovska (Prague, Ostrava, Pilsen and Olomouc, CZ)
- Bleeding after primary percutaneous coronary interventions in ST elevation myocardial infarction is an independent predictor of 1-year mortality and not simply a marker of patients frailty.** P6204  
 – A. Somaschini, S. Cornara, R. Camporotondo, M. Marino, A. Baldo, G. Crimi, M. Ferrario Ormezzano, L. Oltrona Visconti, S. De Servi, G.M. De Ferrari (Pavia, IT)
- CHALLENGES WITH TOTAL CHRONIC OCCLUSIONS**
- In-hospital outcome and long-term survival after coronary perforation in patients undergoing percutaneous coronary intervention for chronic total occlusion lesions.** P6205  
 – H. Tanaka, Y. Hyodo, S. Otsuru, D. Hasegawa, S. Habara, T. Tada, Y. Fuku, T. Goto, K. Kadota (Kurashiki, JP)
- IVUS guided wiring of stumpless chronic total occlusions - A single centre experience.** P6206  
 – N. Ryan, O. Vedia-Cruz, P. Dingli, N. Gonzalo, P. Salinas, P. Jimenez-Quevedo, L. Nombela-Franco, I. Nunez-Gil, A. Fernandez-Ortiz, J. Escaned (Madrid, ES)
- Impact of successful staged percutaneous coronary intervention of chronic total occlusion coronary artery in acute myocardial infarction on clinical outcomes; from the Korean Nationwide Registry.** P6207  
 – P. Ji Young, S.W. Rha, B.G. Choi, S.Y. Choi, S.H. Park, J.W. Choi, S.K. Ryu, J.K. Byun, H.U. Li, M.S. Shim, C.U. Choi, C.G. Park, H.S. Seo, D.J. Oh (Seoul and Cheonan, KR)
- Predictors of successful recanalization in patients with native coronary chronic total occlusion.** P6208  
 – C.D. Jin, M.H. Kim, K.M. Lee, T.H. Kim, Y.R. Cho, V.L. Serebruany, J.S. Park, G.I. Park, T.H. Park, Y.D. Kim (Busan, KR; Baltimore, US)
- The prognostic impact of coronary collaterals in acute coronary syndrome: a meta-analysis (piccacs study).** P6209  
 – J.D.A. Ramos, J.A.M. Aherrera, L.L. Chiong, M.A. Vicente, F.E.R. Punzalan (Manila, PH)

- Treatment of bifurcation lesions involved in the recanalization process of coronary chronic total occlusions.** P6210  
 – M. Romero, M. Pan, S. Ojeda, A. Gutierrez, J. Suarez De Lezo Jr, J. Segura, F. Mazuelos, F. Hidalgo, J. Oneto, C. Ferreiro, L. Pardo, J.J. Sanchez, E. Duran, F. Carrasco, J. Suarez De Lezo (Córdoba and Jerez de la Frontera, ES)
- Impact of chronic total occlusion in a non-infarct-related artery on clinical outcomes in patients undergoing primary percutaneous coronary intervention: analysis of a 8 year-all comers registry.** P6211  
 – A.B. Cid Alvarez, R. Trillo Nouche, C. Galvao Braga, R. Ocaranza Sanchez, M. Santas Alvarez, J.R. Gonzalez Juanatey, A. Redondo Dieguez, D. Lopez Otero, B. Alvarez Alvarez, R. Gonzalez Ferreiro (Santiago de Compostela, ES)
- Clinical outcomes of bioresorbable vascular scaffold implantation for chronic total occlusion in international multi-center registry; insights from intravascular imaging.** P6212  
 – S. Mitomo, T. Naganuma, Y. Fujino, S. Basavarajiah, W. Yin, T. Damras, S. Nakamura, A. Colombo (Chiba, JP; Birmingham, UK; Taipei, TW; Bangkok, TH; Milan, IT)
- Reduced long-term mortality with well-developed collaterals to the concurrent CTO in ST-Elevation myocardial infarction patients.** P6213  
 – J. Elias, L.P.C. Hoebbers, I.M. Van Dongen, D.M. Ouweneel, B.E.P.M. Claessen, J.J. Piek, J.P.S. Henriques (Amsterdam, NL)
- Outcome of patients with STEMI undergoing primary PCI during off-hours: a multicenter cohort study from a Japanese CCU Network Database.** P6214  
 – M. Kishi, M. Yamasaki, S. Higuchi, Y. Horiguchi, J. Yamashita, M. Yoshikawa, H. Tanaka, K. Miyauchi, K. Nagao, M. Takayama (Tokyo, JP)
- The J-CTO score as a predictor of procedural failure in chronic total occlusion interventions: insights from the ERCTO registry.** P6215  
 – S. Deftereos, N. Konstantinidis, G. Giannopoulos, A. Galassi, G.S. Werner, C. Di Mario, J. Escaned, J.H. Buettner, E.H. Christiansen, D. Hildick-Smith, M. Carlino, Y. Louvard, T. Lefevre, N. Reifart, G. Sianos (Athens and Thessaloniki, GR; Catania and Milan, IT; Darmstadt, Bad Krozingen and Frankfurt, DE; London and Brighton, UK; Madrid, ES; Aarhus, DK; Massy, FR)
- Temporal trends in chronic total occlusion interventions in Europe: 17,626 procedures from the ercto registry.** P6216  
 – G. Giannopoulos, N. Konstantinidis, A. Galassi, G.S. Werner, C. Di Mario, J. Escaned, J.H. Buettner, E.H. Christiansen, D. Hildick-Smith, M. Carlino, Y. Louvard, T. Lefevre, N. Reifart, S. Deftereos, G. Sianos (Athens and Thessaloniki, GR; Catania and Milan, IT; Darmstadt, Bad Krozingen and Frankfurt, DE; London and Brighton, UK; Madrid, ES; Aarhus, DK; Massy, FR)
- Ten-year experience in percutaneous revascularization of coronary chronic total occlusions.** P6217  
 – M. Boukhris, S.D. Tomasello, Z. Ibn Elhadj, S. Azzarelli, F. Marza, A.R. Galassi (Catania, IT; Ariana, TN)
- Determinants of PCI success in repeat procedures following a failed initial attempt in chronic total occlusions.** P6218  
 – N. Ryan, C. Cuevas, A. Quiros, J.G. Del Angel, C. Biagioni, N. Gonzalo, P. Salinas, L. Nombela-Franco, A. Fernandez-Ortiz, C. Macaya, J. Escaned (Madrid, ES)
- Optical coherence tomography guided bioresorbable coronary stents implantation in patients with coronary chronic total occlusion.** P6219  
 – S.N. Furkalo, I.V. Khasyanova, E.A. Vlasenko, P.A. Gindich (Kiev, UA)
- Does the effectiveness of recanalization of chronic occlusion depend on the location of obstruction?** P6220  
 – L. Bryniarski, S. Surowiec, M. Terlecki, L. Klima, P. Jankowski, M. Rajzer, K. Bryniarski, T. Krolkowski, A. Curylo, K. Zmudka, D. Dudek, D. Czarnaiecka (Krakow, PL)
- Chronic total coronary occlusions: Can the J-CTO score be improved?** P6221  
 – A.R. Gaspar Lopes Francisco, M.N. Menezes, G. Lima Da Silva, J. Agostinho, P. Carrilho Ferreira, J.A. Duarte, J. Marques Da Costa, D. Torres, E. Infante De Oliveira, P. Cardoso, P. Canas Da Silva, F.J. Pinto (Lisbon, PT)
- a weighted angiographic scoring system (I-CTO Score) to predict success of antegrade wire crossing in chronic total occlusion- analysis from a large single centre cohort.** P6222  
 – P. Goel, R.K. Khanna, C.M. Pandey, S.B. Bedi (Lucknow, IN)
- Full metal jacket stenting of drug eluting stent in 2 years follow-up.** P6223  
 – G. Yoshioka, N. Kuriyama, Y. Shibata, K. Ashikaga, A. Matsuyama, N. Watanabe, H. Koiwaya, M. Furugen, T. Nakama, H. Matsuura, K. Ogata, K. Kadooka, T. Asato, S. Nishino, K. Node (Miyazaki and Saga, JP)
- Primary angioplasty and clinical outcomes in acute myocardial infarction due to completely occluded, unprotected left main coronary artery.** P6224  
 – J. Palacios Rubio, P. Jimenez-Quevedo, V. Ruiz-Pizarro, P. Salinas, L. Nombela, J. Escaned, M.J.D. Grundeken, R.J. De Winter, M.A.M. Beijk (Madrid, ES; Amsterdam, NL)
- BLOOD MARKERS AND REPERFUSION**
- Effect of poor glycemic control and systemic inflammation on cardiovascular outcomes in patients with coronary artery disease undergoing percutaneous coronary intervention.** P6225  
 – G. Giustino, U. Baber, M. Aquino, G. Dangas, J. Kovacic, P. Moreno, G. Danias, S. Roy, P. Krishnan, J. Sweeny, R. Mehran, A.S. Kini, S.K. Sharma (Milan, IT; New York, US)
- Prognostic implications of admission anemia in patients undergoing primary percutaneous coronary intervention.** P6226  
 – D. Matic, Z. Mehmedbegovic, J. Dobras, M. Marjanovic, M. Asanin, S. Stankovic, M. Zivkovic, V. Pavlovic, D. Milasinovic, I. Zivkovic, A. Pavlovic, A. Milosevic, L. Savic, V. Vukcevic, G. Stankovic (Belgrade, RS)

- Hydration volume and its association with short- and long-term major adverse clinical events in patients with chronic heart failure after exposure to contrast media.** P6227  
 – Y. Liu, D.X. Wu, J.B. Zhao, Y.H. Liu, H.L. Li, S.Q. Chen, N. Tan, J.Y. Chen (Guangzhou, CN)
- Impact of diabetes mellitus and contrast-induced acute kidney injury on 3-year mortality in STEMI patients undergoing primary PCI.** P6228  
 – P. Zlatanovic, D. Milasinovic, S. Zaharijev, D.J. Mladenovic, J. Dobras, V. Pavlovic, A. Pavlovic, Z. Mehmedbegovic, D. Ivanovic, G. Stankovic (Belgrade, RS)
- Higher circulating osteopontin specifically predicts cardiovascular death while urinary osteopontin predicts kidney disease progression.** P6229  
 – T. Rudholm Feldreich, A.C. Carlsson, J. Helmersson-Karlqvist, U. Riserus, A. Larsson, L. Lind, J. Arnlov (Falun and Uppsala, SE)
- Creatinine measurements and myocardial revascularization rates on patients with slightly elevated hs-cTnT levels.** P6230  
 – M. Helal, J. Szymanski, J. Foerst, P. Ahmad-Nejad, M. Seyfarth, M.M. Vorpahl (Wuppertal, DE; Roanoke, US)
- Successful reperfusion is associated with lower levels of markers of myocardial damage and dysfunction in ST-elevation but not in non-ST-elevation myocardial infarction: insights from the PLATO trial.** P6231  
 – C.V. Varenhorst, A. Akerblom, H. Renlund, V. Kunadian, S.K. James, P.G. Steg, H.A. Katus, A. Himmelmann, P. Aylward, G. Maurer, R.F. Storey, P.W. Armstrong, M. Gibson, L. Wallentin (Uppsala and Gothenburg, SE; Newcastle-upon-Tyne and Sheffield, UK; Paris, FR; Heidelberg, DE; Adelaide, AU; Vienna, AT; Edmonton, CA; Boston, US)
- Different estimates of mean arterial pressure by using different formulas and their relation with target organ damage: a single-center study of 1878 individuals.** P6232  
 – T. Papaioannou, A. Protogerou, D. Vrachatis, G. Konstantonis, E. Aissopou, A. Argyris, E. Nasothimiou, E. Gialafos, P. Sfikakis, D. Tousoulis (Athens, GR)
- The association between serum cathepsin I and mortality in older adults.** P6233  
 – T. Rudholm Feldreich, A.C. Carlsson, U. Riserus, A. Larsson, L. Lind, J. Arnlov (Falun and Uppsala, SE)
- Differential predictive value of low testosterone concentrations for incident atrial fibrillation and or ischemic stroke in men and women: results from the FINRISK study.** P6234  
 – M. Karakas, S. Appelbaum, R. Schnabel, K. Kuulasmaa, B. Brueckmann, S. Blankenberg, T. Tuovinen, V. Salomaa, T. Zeller (Hamburg, DE; Helsinki, FI)
- Combined usefulness of NLR and CRP in predicting adverse clinical outcomes in patients with acute myocardial infarction undergoing percutaneous coronary intervention.** P6235  
 – H.C. Shin, J.S. Seo, H.Y. Jin, J.S. Jang, T.H. Yang, D.K. Kim, D.S. Kim (Pusan, KR)
- The impact of subclinical hypothyroidism on the clinical outcomes following percutaneous coronary interventions.** P6236  
 – Y.-H. Lim, Y.G. Lee, J.-K. Park, J.-H. Shin, J. Shin, K.-S. Kim (Seoul and Guri, KR)
- Association between sustained increase of C-reactive protein (CRP) and long-term mortality in patients with coronary artery disease treated with percutaneous coronary intervention.** P6237  
 – J. Shitara, M. Ogita, K. Miyauchi, H. Wada, R. Naito, H. Konishi, S. Tsuboi, T. Dohi, T. Kasai, H. Tamura, S. Okazaki, K. Isoda, S. Suwa, H. Daida (Izunokuni and Tokyo, JP)
- Serum vascular endothelial growth factor-C levels as an indicator of in-stent restenosis and/or development of coronary new lesion after drug-eluting stent implantation.** P6238  
 – T. Unoki, D. Takagi, K. Takabayashi, S. Ura, N. Masunaga, M. Ishii, M. Iguchi, H. Ogawa, N. Satoh-Asahara, A. Shimatsu, M. Abe, M. Akao, K. Hasegawa, H. Wada (Kyoto, JP)
- Influence of diabetes and vascular inflammation on long-term outcomes of patients who underwent drug eluting stent implantation.** P6239  
 – M. Shiba, H. Itaya, R. Iijima, M. Nakamura (Tokyo, JP)
- Impact of low high-density lipoprotein-cholesterol level on 2-year clinical outcomes after acute myocardial infarction in patients with diabetes mellitus.** P6240  
 – H.J. Joo, S.A. Cho, K.B. Kim, J.H. Bae, Y.K. Ahn, H.S. Kim, D.H. Choi, K.R. Han, H.S. Park, J.H. Yoon, H.C. Kwon, S.U. Rha, E.S. Shin, K.S. Kim, D.S. Lim (Seoul, Daegu, Daejeon, Gwangju, Wonju and Ulsan, KR)
- Impact of low level of high-density lipoprotein cholesterol on long-term mortality in STEMI patients undergoing primary PCI.** P6241  
 – V. Pavlovic, D. Milasinovic, J. Dobras, Z. Mehmedbegovic, A. Janicijevic, A. Pavlovic, V. Dedovic, I. Zivkovic, D.J. Mladenovic, M. Petrovic, M. Asanin, A. Ristic, G. Stankovic (Belgrade, RS)
- Psoriasis is associated with increased risk of allergic reaction during percutaneous interventional cardiology procedures. Data from the Polish National PCI Registry.** P6242  
 – Z. Siudak, A. Dziejewicz, T. Rakowski, A. Sawina, T. Tokarek, D. Dudek (Krakow, PL)
- Prospective evaluation of markers of vascular involvement and their clinical significance in patients with primary systemic amyloidosis.** P6243  
 – K. Stamatelopoulos, G. Georgiopoulos, F. Athanasouli, M. Lyka, M. Roussou, M. Gavriatopoulou, J. Kanakakis, C. Papamichael, E. Terpos, M.A. Dimopoulos, E. Kastritis (Athens, GR)
- The cardiovascular risks and outcome predictive role of varicose vein.** P6244  
 – C. Wei-Ting, N.C. Wu, I.J. Feng, J.J. Wang, Z.C. Chen (Tainan, TW)
- TOOLS TO REDUCE VENTRICULAR ARRHYTHMIC IN CARDIAC RESYNCHRONISATION THERAPY PATIENTS AND MISCELLANEOUS**
- Acute correction of left ventricular preejection interval: an attractive target for cardiac resynchronisation therapy.** P6245  
 – F. Anselme, G. Viart, A. Savoure, B. Godin-Gardea, N. Auquier, F. Bauer, B. Gliel (Rouen, FR)

- Procedural feasibility and importance of DF-1 lead in patients undergoing down-grade from cardiac resynchronization therapy with defibrillator.** P6246  
 – M. Ogano, Y. Iwasaki, J. Tanabe, H. Takagi, T. Umemoto, M. Hayashi, Y. Miyauchi, W. Shimizu (Shizuoka and Tokyo, JP)
- Usefulness of cardiac magnetic resonance for visualization of the coronary sinus ostium and Thebesian valve.** P6247  
 – A. Mlynarska, R. Mlynarski, K.S. Golba, M. Sosnowski (Katowice, PL)
- Long-term cardiac resynchronization therapy reduces T-wave alternans in patients with cardiomyopathy.** P6248  
 – S. Nayyar, A. Suszko, A. Porta-Sanchez, V. Chauhan (Toronto, CA)
- Are acute phase QRS and cardiac output measurements good predictors of triple-site pacing cardiac resynchronization therapy in permanent atrial fibrillation?** P6249  
 – G. Lima Da Silva, P. Marques, M. Nobre Menezes, T. Guimaraes, A.R.G. Francisco, J. Agostinho, I. Goncalves, A. Bernardes, N. Cortez-Dias, L. Carpinteiro, J. De Sousa, F.J. Pinto (Lisbon, PT)
- QRS fragmentation as predictor of appropriate shocks in cardiac resynchronization therapy with defibrillator patients: a simple marker of higher arrhythmic risk.** P6250  
 – A. Romero Daza, A. Garcia Romero, J. Benezet Mazuecos, M. Cortes, J.M. Rubio Campal, P. Sanchez Borque, J. Farre (Madrid, ES)
- Cardiac resynchronisation improves circulating markers of sarcoplasmic reticulum calcium handling and sudden death risk.** P6251  
 – N. Jiang, A. Zhou, H. Imran, G. Shi, B. Kaseer, V. Siu, B. Philips, A. Chu, D. Donaldson, M. Kim, M. Kirk, S. Dudley (Providence, US; Toronto, CA)
- Prognostic value of novel heart failure biomarkers in patients undergoing cardiac resynchronization therapy.** P6252  
 – P. Perge, A.M. Boros, L. Geller, L. Molnar, E. Zima, E. Forizs, B. Merkely, G. Szeplaki (Budapest, HU)
- Outcome of cardiac sarcoidosis patients treated with cardiac resynchronization therapy - Comparison with other non-ischemic cardiomyopathy patients.** P6253  
 – K. Kubo, N. Nishii, M. Ohhara, K. Banba, A. Hirohata, K. Yamamoto, T. Ohe, H. Ito (Okayama, JP)
- Prophylactic catheter ablation of the arrhythmogenic substrates for total cavo-pulmonary connection candidates.** P6254  
 – K. Toyohara, T. Nishimura, I.S. Park, M. Shoda (Tokyo, JP)
- Catheter ablation vs antiarrhythmic drug therapy in patients with symptomatic atrioventricular nodal reentrant tachycardia: a randomised, controlled trial.** P6255  
 – D.G. Katritsis, T. Zografos, G.D. Katritsis, E. Giatzoglou, V. Vachliotis, G. Paxonos, A.J. Camm, M.E. Josephson (Boston, US; Athens, GR; Oxford and London, UK)
- Can hemodynamic evaluation on atrial overdrive pacing predict circulatory collapse during supraventricular tachycardia?** P6256  
 – M. Sano, T. Urushida, Y. Kaneko, T. Sakakibara, T. Satoh, A. Sakamoto, H. Ohtani, T. Saitoh, M. Saotome, H. Katoh, H. Satoh, H. Hayashi (Hamamatsu, JP)
- Impact of different left bundle branch definitions on cardiac resynchronization therapy response and clinical outcomes.** P6257  
 – D. Castagno, P.G. Golzio, C. Budano, C. De Bonis, I. Meynet, M. Bisi, M. Iannaccone, M. Anselmino, C. Giustetto, F. Ferraris, A. Battaglia, M. Matta, R. Pozzi, F. Gaita (Turin and Orbassano, IT)
- Electrocardiographic risk stratification of electrical storm in non-ischemic heart failure patients with cardiac resynchronization.** P6258  
 – E. Kawakami, A. Suzuki, T. Shiga, Y. Iwanami, R. Henmi, D. Yagishita, K. Ejima, M. Shoda, K. Nakai, N. Hagiwara (Tokyo and Iwate, JP)
- Left atrial function determined by cardiac computed tomography predicts device-detected atrial high rate episodes in patients with cardiac resynchronization therapy.** P6259  
 – C.T. Witt, M.B. Kronborg, A. Sommer, P.B. Hansen, B.L. Norgaard, J.C. Nielsen (Aarhus, DK)
- Relation between ECG parameters and LV electrical delay in patients with left ventricular dysfunction.** P6260  
 – G. Pastore, L. Marcantoni, M. Maines, F. Zanon, M. Carraro, E. Baracca, C. Picariello, D. Lanza, L. Conte, L. Roncon (Rovigo and Rovereto, IT)
- Prolonged atrioventricular conduction predicts exercise capacity in patients with chronic heart failure with reduced ejection fraction and coexisting intraventricular conduction disturbances.** P6261  
 – J. Stepniewski, G. Kopec, W. Magon, M. Kostkiewicz, P. Podolec (Krakow, PL)
- Interatrial septum versus right atrial appendage pacing for prevention of atrial fibrillation: a meta-analysis.** P6262  
 – L. Zhang, H. Jiang, Y. Su, J. Ge (Shanghai, CN)
- Epidemiological and clinical features of cardiac device-related endocarditis in a single electrophysiology center: a 17-year follow-up study.** P6263  
 – F. De Sensi, A. Cresti, G. Miracapillo, L. Addonisio, M. Breschi, F. Paneni, U. Limbruno (Grosseto, IT; Stockholm, SE)
- Venous occlusion and stenosis in CIED carriers: chance of safe and effective ipsilateral jugular venous approach for intensive therapy and haemodialysis. Findings of 1574 TLE procedures.** P6264  
 – M. Czajkowski, W. Dabrowski, W. Jachec, A. Tomasik, A. Kutarski (Lublin and Zabrze, PL)
- OPTIMISING RESULTS OF CARDIAC RESYNCHRONISATION THERAPY AND CLINICAL RESULTS AND LEFT VENTRICULAR LEAD PLACEMENT**
- Prognostic predictors of cardiac resynchronization therapy in patients with renal dysfunction.** P6265  
 – R. Ilhao Moreira, P. Rio, P. Silva Cunha, M. Nogueira Da Silva, L. Moura Branco, A. Galrinho, J. Feliciano, R. Pimenta, A. Delgado, M. Martins Oliveira, R. Cruz Ferreira (Lisbon, PT)

- Effect of cardiac resynchronizing therapy on prevention and development of ventricular tachycardia episodes in patients with non-ischemic cardiomyopathy.** P6266  
– D. Lebedev, S.N. Krivolapov, G.M. Savenkova, S.V. Popov (Tomsk, RU)
- Improving biventricular pacing percentage through clinic level remote monitoring data.** P6267  
– B. Atwater, A. Patel, A. Sun, J. Koontz, R. Greenfield (Durham and Minneapolis, US)
- Usefulness of cardiac resynchronization therapy in patients aged over 75 years as compared with medical therapy.** P6268  
– M. Cortes Garcia, J.A. Franco, J.A. Palfy, A. Garcia, M.L. Martin, M. Lopez, A.M. Romero, S. Briongos, M. Taibo, J. Benezet, J.M. Rubio, J. Farre (Madrid, ES)
- Impact of QRS complex duration versus morphology on left ventricular reverse remodelling after cardiac resynchronisation therapy.** P6269  
– P. Van Der Bijl, M. Khidir, M. Leung, N.J. Marsan, V. Delgado, J.J. Bax (Leiden, NL)
- Implantable cardioverter defibrillator is associated with long-term benefit in elderly patients with cardiac resynchronization therapy?** P6270  
– B. Alvarez Alvarez, J. Garcia Seara, D. Dieguez Alvarez, R.M. Abellas Sequeiros, M. Castineira Busto, A. Redondo Dieguez, M. Rodriguez Manero, X.A. Fernandez, L. Martinez Sande, A. Martinez Monzonis, J.R. Gonzalez Juanatey (Vigo and Santiago de Compostela, ES)
- Improved patient selection for cardiac resynchronization therapy by normalization of QRS duration to left ventricular dimension.** P6271  
– A. Zweerink, L. Wu, G.J. De Roest, R. Nijveldt, C.C. De Cock, A.C. Van Rossum, C.P. Allaart (Amsterdam, NL)
- Cardiac resynchronization therapy enhances corticosteroid effect in cardiac sarcoidosis - from Japanese multi-center retrospective cohort analysis.** P6272  
– K. Nakasuka, K. Ishibashi, Y. Hattori, K. Nakajima, T. Nagayama, T. Kamakura, M. Wada, Y. Inoue, K. Miyamoto, T. Noda, T. Aiba, M. Isobe, F. Terasaki, S. Kamakura, K. Kusano (Suita, Tokyo and Osaka, JP)
- The predictive role of mitral regurgitation in ischemic heart failure patients undergoing cardiac resynchronization therapy.** P6273  
– C.M. Liptai, P. Perge, A. Schneider, K.V. Nagy, L. Geller, A. Apor, G. Szeplaki, B. Merkely (Budapest, HU)
- A novel indication of cardiac resynchronization therapy without cardioversion and defibrillation.** P6274  
– Y. Iwanami, M. Shoda, A. Suzuki, D. Yagishita, K. Ejima, R. Henmi, T. Shiga, N. Hagiwara (Tokyo, JP)
- Implant success and complication rates of left ventricular bipolar and quadripolar leads.** P6275  
– K. Ando, S. Kanda, F. Miura, K. Ashikaga, N. Ehara, Y. Sakai, K. Adachi, T. Furukawa, H. Yoshimura (Kitakyushu, Kanagawa, Hiroshima, Miyazaki, Kobe, Chiba, Akashi and Tokyo, JP)
- Middle-term stability of epicardial left ventricular electrodes for cardiac resynchronization therapy.** P6276  
– M. Fedorco, A. Bulava, P. Santavy, A. Mokracek, V. Lonsky, L. Dusek, M. Taborsky (Olomouc, Ceske Budejovice and Brno, CZ)
- The need for a non invasive hemodynamic optimization of multisite left ventricular pacing: a multicenter pilot study.** P6277  
– D. Ricciardi, D. Ricciardi, G. Di Giovanni, A. Bisignani, S. Mega, V. Calabrese, S. Bianchi, F. Sgreccia, V. Ribatti, N. Di Belardino, A. Nenna, G.B. Forleo, G. Di Sciascio (Brussels, BE; Rome, IT)
- Cardiac resynchronisation therapy improves systolic function during left bundle branch block by an upward shift of the end-systolic pressure-volume relation.** P6278  
– E. Boe, E.W. Remme, P. Storsten, M. Eriksen, O. Andersen, J. Aalen, E. Kongsgaard, O.A. Smiseth, H. Skulstad (Oslo, NO)
- Right ventricular dysfunction complicates prediction of response to cardiac resynchronization therapy by mechanical dyssynchrony parameters.** P6279  
– W.M. Van Everdingen, J. Walmsley, M.J. Cramer, I. Van Hagen, B.W.L. De Boeck, M. Meine, P.A. Doevendans, J. Lumens, P.W. Prinzen, G.E.H. Leenders (Utrecht and Maastricht, NL; Lucerne, CH)
- Role of cardiac resynchronization therapy team for the optimization of the response.** P6280  
– M. Bertini, M. Malagu, D. Mele, A. Fiorencis, P. Cimaglia, V. Smarrazzo, R. Ferrari (Ferrara, IT)
- Survival of patients with biventricular devices after device infection.** P6281  
– R. Ramirez Rodriguez, A.M. Ramirez Rodriguez, E. Hernandez Ortega, R. Gobin Sakhriani, M. Lopez Perez, R. Montiel Quintero (Las Palmas de Gran Canaria, ES)
- Cardiac resynchronization therapy: long-term results of atrioventricular and interventricular delay optimization by ECG.** P6282  
– T. Lubimceva, V. Lebedeva, M. Trukshina, E. Lyasnikova, D. Lebedev (St. Petersburg, RU)
- 10-year follow-up in cardiac resynchronisation therapy: influence of gender and etiology on the outcome.** P6283  
– G. Belotti, P. Negrini, C. Parmigiani (Bergamo and Treviglio, IT)
- The impact of body mass index on prediction of response to cardiac resynchronization therapy.** P6284  
– O. Karaca (Istanbul, TR)
- The incidence and clinical significance of de novo depression after shock delivery in cardiac resynchronization therapy recipients.** P6285  
– T. Podolecki, R. Lenarczyk, M. Mazurek, E. Jedrzejczyk-Patej, R. Pudlo, M. Koziel, J. Boidol, J. Kowalczyk, A. Liberska, O. Kowalski, Z. Kalarus (Zabrze and Tarnowskie Gory, PL)
- Long term outcomes of cardiac resynchronization therapy with a defibrillator improves regardless to QRS duration in patients with left bundle branch block.** P6286  
– A. Quesada Dorador, B. Bochar, J. Martinez-Ferrer, L. Perez, X. Vinolas, J. Rubio, N. Basterra, J. Alzueta, J. Fernandez De La Concha, V. Palanca, I. Anguera, J.M. Porres (Valencia, Alava, A Coruña, Barcelona, Valladolid, Pamplona, Málaga, Badajoz and San Sebastian, ES)
- Ventricular lead position assessment in cardiac resynchronization therapy using ECG.** P6287  
– V. Lebedeva, T. Lubimceva, D. Lebedev (St. Petersburg, RU)

<b>Searching for super responders to cardiac resynchronization therapy.</b>	P6288
– D. Iglesias, B. Alvarez-Alvarez, J. Garcia-Seara, R.A. Abellas-Sequeiros, L. Alvarez-Rodriguez, N. Bouzas-Cruz, L. Martinez-Sande, M. Rodriguez-Manero, X.A. Fernandez-Lopez, J.R. Gonzalez-Juanatey (Santiago de Compostela, ES)	
<b>Impact of digitalis therapy on survival in a large multicenter cohort of CRT-recipients.</b>	P6289
– J.W. Erath, M. Vamos, S.P. Linzbach, K. Hemmann, Z. Bari, D. Vagany, C.W. Israel, G.Z. Duray, S.H. Hohnloser (Frankfurt and Bielefeld, DE; Budapest, HU)	
<b>NEWS IN ANTIBRADYCARDIO PACING, IMPLANT TECHNIQUES INDICATIONS, PACING IN TAVI</b>	
<b>Predictors of intraventricular conduction abnormalities recovery after transcatheter aortic valve implantation.</b>	P6290
– J. Almeida, T. Dias, C. Guerreiro, M. Silva, E. Pereira, D. Caeiro, M. Oliveira, H. Goncalves, J. Ribeiro, J. Primo, P. Braga, V. Gama (Porto, PT)	
<b>Pacemaker implantation in TAVR – can we predict the need?</b>	P6291
– M. Strauss, N. Werner, T. Kleemann, R. Zahn (Ludwigshafen, DE)	
<b>Electrophysiology study tailored pacemaker or loop recorder implantation and follow up of patients with left bundle branch block after transcatheter aortic valve implantation.</b>	P6292
– A. Muehl, T. Reichlin, B. Schaer, S. Knecht, U. Celikyurt, R. Jeger, R. Twerenbold, C.H. Kaiser, C.H. Sticherling, S. Osswald, M. Kuhne (Basel, CH)	
<b>Projected longevity of contemporary cardiac pacemakers: differences and impact of advanced pacing features.</b>	P6293
– G.R. Wong, D.A. Munawar, D.J. Twomey, S. Kumar, M.E. Middeldorp, D. Chapman, R. Mahajan, P. Sanders, D.H. Lau (Adelaide, AU)	
<b>Electrogram recording function influences the estimation of battery longevity in some pacemaker models.</b>	P6294
– A.D. Margulescu, M.C.B. Suran, C. Siliste, D. Vinereanu (Bucharest, RO)	
<b>Atrial fibrillation masks unfavorable effect of ventricular pacing: from over 1,500 patients' database and long-term follow-up - single center experience.</b>	P6295
– K. Nakasuka, K. Ishibashi, T. Kamakura, M. Wada, Y. Inoue, K. Miyamoto, H. Okamura, S. Nagase, T. Noda, T. Aiba, S. Kamakura, W. Shimizu, S. Yasuda, H. Ogawa, K. Kusano (Suita and Tokyo, JP)	
<b>Statistics on the use of cardiac electronic devices and electrophysiological procedures from 2011 to 2014 in 27 African countries: first report from the Pan African Society of Cardiology (PASCAR) arrhythmia study group.</b>	P6296
– A. Bonny, K. Karaye, A. Dzudie, E. Okello, A. Chin, K. Tibazarwa, K. Bundhoo, M. Ngantcha, C. Tantchou, B. Mayosi (Douala and Shisong, CM; Kano, NG; Kampal, UG; Cape Town, ZA; Dar el Salam, TZ; Rose Hill, MU)	
<b>Disturbances of cardiac pacemakers in electric and magnetic fields at power frequency. A clinical single center trial of 114 patients.</b>	P6297
– A. Napp, T. Seckler, K. Jagielski, M. Zink, T. Krauss, N. Marx, D. Stunder (Aachen, DE)	
<b>Utility of electro-anatomic mapping systems in PM implantation and non conventional pacing sites in children.</b>	P6298
– M.S. Silveti, G. Grifoni, R. Remoli, M.S. Russo, F. Drago (Rome, IT)	
<b>Feasibility and safety of temporary transvenous pacing using bipolar active fixation pacemaker leads connected to an external pacemaker generator.</b>	P6299
– M.S. Ascoeta, B. Casteigt, J.A. Palazzolo, J. Cadrin-Tourigny, S. Philibert, B. Thibault, L. Macle, M. Dubuc, P. Khairy, L. Rivard, D. Roy, M. Talajic, K. Dyrdra, P. Guerra, B. Mondesert (Montreal, CA)	
<b>Antitachycardia pacing therapies reverse atrial remodeling. The results of the international randomized MINERVA trial.</b>	P6300
– G. Boriani, R. Tukkies, M. Biffi, L. Mont, R. Ricci, H. Purerfellner, G.L. Botto, A.S. Manolis, M. Landolina, M. Gulizia, P. Pieragnoli, P. Capogrosso, E.L.C. Pisano, A. Grammatico, L. Padeletti (Modena, Bologna, Rome, Como, Crema, Catania, Florence, Naples, Lecce and Sesto San Giovanni, IT; Haarlem, NL; Barcelona, ES; Linz, AT; Athens, GR)	
<b>Added value of Pacemaker respiratory monitoring algorithm versus conventional polisomnography in the diagnosis of obstructive sleep apnoea.</b>	P6301
– G. Lima Da Silva, T. Guimaraes, A.R.G. Francisco, M. Nobre Menezes, A. Bernardes, J. De Sousa, P. Marques, F.J. Pinto (Lisbon, PT)	
<b>Paced QRS duration and axis predicts hospitalization after permanent right ventricular apical pacing in patients with acquired high-grade atrioventricular block.</b>	P6302
– Y.S. Lee, J.H. Sohn, K.S. Kim, H.S. Park, S.W. Han, Y.N. Kim (Daegu, KR)	
<b>Outcomes after emergency department discharge of patients with transient drug-related bradyarrhythmias.</b>	P6303
– R. Rivera-Lopez, L. Jordan-Martinez, F. Bermudez Jimenez, M. Jimenez-Fernandez, A. Barrera-Cordero, L. Tercedor-Sanchez, J. Alzueta-Rodriguez, M. Alvarez Lopez (Granada and Málaga, ES)	
<b>Leadless transcatheter VVI-Pacing (Micra™) compared to standard transvenous VVI-Pacing.</b>	P6304
– M. Kuhne, T. Reichlin, A. Muehl, S. Knecht, U. Celikyurt, B. Schaer, S. Osswald, C. Sticherling (Basel, CH)	
<b>Permanent cardiac pacing in iatrogenic bradyarrhythmias or in patients with potential reversible causes.</b>	P6305
– T. Duarte, S. Goncalves, C. Sa, R. Marinheiro, R. Rodrigues, F. Seixo, L. Parreira, R. Caria (Setubal, PT)	
<b>Detection of new atrial fibrillation in patients with cardiac implanted electronic devices and factors associated with progression of atrial fibrillation burden.</b>	P6306
– G. Boriani, T. Glotzer, P. Ziegler, M. De Melis, M. Sepsì, M. Landolina, M. Lunati, T. Lewalter, J. Camm, D. Singer (Modena, Crema and Milan, IT; Hackensack, Minneapolis and Boston, US; Maastricht, NL; Brno, CZ; Munich, DE; London, UK)	

- Anticoagulant and antiplatelet therapy management in patients undergoing cardiac device implantation: comparison between two different approaches.** P6307  
 – M. Malagu, F. Trevisan, A. Scalone, M. Bertini, R. Ferrari (Ferrara, IT)

**ATRIAL FIBRILLATION (AF)**

- Gastroscopy and risk of new-onset atrial fibrillation: implications for prevention and long-term follow-up.** P6308  
 – C. Andersson, M.E. Joergensen, L. Kober, G.H. Gislason, C. Torp-Pedersen (Hellerup, Copenhagen and Aalborg, DK)
- Sinoatrial node function in patients with atrial fibrillation after Maze III procedure.** P6309  
 – A.A. Kulikov (Moscow, RU)
- Silent cerebral infarctions and risk of outcomes in patients with non valvular atrial fibrillation.** P6310  
 – A. Borodai, O. Sychov, E. Borodai, S. Fedkiv, A. Rybak (Kiev, UA)
- The incidence of atrial fibrillation and stroke after myocardial infarction: a 10-year community-based prospective study.** P6311  
 – Y.-H. Lim, J.-K. Park, Y.-G. Lee, J.-H. Shin, H.-C. Park, J. Shin (Seoul and Guri, KR)

**ANGIOGENESIS AND ENDOTHELIAL FUNCTION**

- Shock waves induce angiogenesis via exosome release.** P6312  
 – C. Tepekoylu, L. Polzl, D. Lobenwein, M. Graber, M. Blumer, E. Kirchmair, R. Kirchmair, S. Davidson, P. Paulus, M. Grimm, J. Hofeld (Innsbruck and Linz, AT; London, UK)
- Pivotal roles of mechanotransduction via  $\beta 1$ -integrin and caveolin-1 for angiogenic effects of low-intensity pulsed ultrasound.** P6313  
 – T. Shindo, K. Ito, T. Ogata, K. Hatanaka, R. Kurosawa, Y. Kagaya, K. Eguchi, K. Hanawa, K. Aizawa, T. Shiroto, S. Miyata, H. Kanai, H. Shimokawa (Sendai, JP)
- The retinoid agonist Tazarotene promotes angiogenesis and wound regeneration.** P6314  
 – A. Al Haj Zen, D. Nawrot, A. Howarth, D. Ebner, A. Vernet, J. Schneider, S. Bhattacharya (Oxford, UK)
- Therapeutic angiogenesis by local sustained release of microRNA-126 in murine hindlimb ischemia.** P6315  
 – S. Tsumaru, K. Minakata, H. Masumoto, K. Ono, M. Izuhara, K. Yamazaki, T. Ikeda, R. Sakata (Kyoto, JP)
- Shock wave enhances vessel dilatation through nitric oxide production and augments angiogenesis through VEGFR2 recycling.** P6316  
 – S. Leu, T.H. Huang, Y.L. Chen, H.K. Yip (Kaohsiung, TW)
- RhoA/Rock signalling as an important target for cAMP/PKA-mediated angiogenesis.** P6317  
 – M. Aslam, C. Hamm, S. Rohrbach, D. Guenduez (Giessen, DE)
- Prasugrel as opposed to clopidogrel improves endothelial nitric oxide bioavailability and reduces platelet-leukocyte interaction in patients with unstable angina pectoris: a randomised control trial.** P6318  
 – A. Fuchs, A. Klinke, A. Schlichting, K. Friedrichs, S. Baldus, V. Rudolph, T. Rudolph (Cologne and Hamburg, DE)
- MRTF-A and Thymosin beta-4 pathway attenuates microcirculatory and hemodynamic destabilization in sepsis.** P6319  
 – D. Bongiovanni, T. Ziegler, J. K.M. Ng, S. D'Almeida, T. Zhang, R. Hinkel, K.L. Laugwitz, C. Kupatt (Munich and Martinsried, DE)
- The effects of nebivolol versus bisoprolol treatment on endothelial dysfunction in patients undergoing coronary angioplasty with stent implantation.** P6320  
 – L. Simionov, V. Ivanov, C. Dumanschi, L. Ciobanu, I. Popovici, C. Jucovschi (Chisinau, MD)
- Endothelial glycocalyx in an independent of traditional atherosclerotic risk factors determinant of central aortic pressures and arterial stiffness.** P6321  
 – I. Ikonomidis, S. Vlachos, M. Varoudi, D. Vlastos, H. Triantafyllidi, K. Kourea, G. Pavlidis, V. Lambadiari, L. Oikonomidou, G. Tsvigoulis, D. Mpenas, J. Parissis, J. Lekakis (Athens, GR)
- Effect of ticagrelor on endothelial calcium signalling and barrier function in vitro.** P6322  
 – M. Aslam, C. Hamm, R. Schulz, D. Guenduez (Giessen, DE)
- Elevated high-density lipoprotein (HDL) levels in adolescents with type 1 diabetes are associated with impaired endothelial function in the presence of increased inflammation.** P6323  
 – S.T. Chiesa, M. Charakida, H.C. Nguyen, G. Georgiopoulos, L. Motran, Y. Elia, E. Sochett, F.H. Mahmud, J. Deanfield (London, UK; Athens, GR; Toronto, CA)
- Ticagrelor, but not clopidogrel active metabolite, exerts antithrombotic properties on left atrial endocardial cells of patients with atrial fibrillation, in vitro.** P6324  
 – M.F. Reiner, A. Breitenstein, E.W. Holy, M. Glanzmann, H. Amstalden, S.F. Staempfli, N.R. Bonetti, V. Falk, G. Savarese, S. Benussi, F. Maisano, J.H. Beer, T.F. Luescher, J. Steffel, G.G. Camici (Schlieren, Zurich and Baden, CH)
- Pre-clinical study of CD 146 based stent on the neointimal reaction and arterial healing in porcine coronary restenosis model.** P6325  
 – Y.J. Hong, H.B. Kim, H. Park, H.K. Kim, D.S. Sim, J.Y. Cho, K.S. Kang, D.K. Han, S.G. Park, S.M. Kwon, J.H. Kim, Y. Ahn, M.H. Jeong (Gwangju, Seoul, Suwon and Pusan, KR)
- Exercise training preserves vasodilation but diminishes the release of NO in rabbit femoral artery.** P6326  
 – S. Guerra Ojeda, P. Marchio, M. Gimeno-Raga, A. Bertomeu-Artesero, M. Colque-Cano, C. Aldasoro, A. Jorda, C. Soler, P. Genoves, M. Aldasoro, S.L. Valles, J.M. Vila, M.D. Mauricio (Valencia, ES)
- Reduced angiogenic capacity of human umbilical cord-derived vascular cells in offspring of hypertensive pregnancies associates with maternal angiogenic profile at birth.** P6327  
 – G. Yu, A. Lewandowski, C. Aye, L. Simpson, E. Davis, L. Newton, K. O'Brien, T. Kyriakou, S. Watt, P. Leeson (Oxford, UK)



## ENDOTHELIUM, THE MICROCIRCULATION AND VASCULAR BIOLOGY

- Endothelial function predicts 1-year adverse clinical outcome in patients hospitalized in chest pain unit.** P6328  
– M. Shechter, S. Matetzky, M. Prasad, N. Koren-Morag, A. Lerman (Tel Hashomer and Tel Aviv, IL; Rochester, US)
- Differences in endothelial glycocalyx dimensions in hypertensive patients with extreme high density lipoprotein cholesterol (HDL-C) levels.** P6329  
– H. Triantafyllidi, S. Vlachos, D. Benas, I. Ikonomidis, A. Schoinas, J. Lekakis (Athens, GR)
- Inhibiting NF-KB classical activation prevents inflammation in endothelial cells in response to acute high shear stress.** P6330  
– A. Ward, S.J. White, G.D. Angelini, S.J. George, M. Zakkar (Bristol, UK)
- Effect of high altitude and endothelin receptor blockade on endothelial function in healthy volunteers.** P6331  
– M. Lichtenauer, B. Goebel, B. Wernly, T. Gecks, I. Rohm, C. Edlinger, S. Eder, M. Foerster, S. Betge, H.R. Figulla, U.C. Hoppe, M. Franz, C. Jung (Salzburg, AT; Jena and Düsseldorf, DE)
- EPA:DHA 6:1 is a superior omega 3 formulation preventing platelet-induced 5-HT-mediated contractile responses in porcine coronary artery and human mammary artery rings: role of endothelial NO.** P6332  
– F. Zgheer, C. Auger, S. Perrier, T.M. Hoang, A. Mommerot, M. Kindo, J.-P. Mazzucotelli, O. Morel, V.B. Schini-Kerth (Illkirch and Strasbourg, FR)
- MAP-kinase-activated protein kinase 2 is an important regulator of vascular contraction by modulation of contractile proteins and intracellular calcium-homeostasis in vascular smooth muscle cells.** P6333  
– A. Schonlau, J. Dutzmann, V. Johnson, Y. Abdallah, D. Fraccarollo, P. Galuppo, M. Sirisko, M. Gaestel, J. Bauersachs, D. Sedding, U. Bavendiek (Hannover and Giessen, DE)
- NETosis markers are predictors for adverse events in anticoagulated patients with atrial fibrillation.** P6334  
– V. Roldan Schilling, A.B. Arroyo, P. Valedor, A.B. Lendines, S. Salloum-Asfar, R. Teruel-Montoya, F. Marin, V. Vicente, C. Martinez, R. Gonzalez-Conejero (Murcia, ES)
- B cells promote abdominal aortic aneurysm and aortic dissection through proinflammatory function of immunoglobulins.** P6335  
– A.F. Furusho, H.A. Aoki, M.N. Nishihara, S.O. Ohno, S.H. Hirakata, N.N. Nishida, S.I. Ito, M.H. Hayashi, H.A. Akashi, H.T. Tanaka, Y.F. Fukumoto (Kurume, JP)
- Novel targeted-theranostic microbubbles for simultaneous diagnosis, treatment and monitoring via ultrasound technology.** P6336  
– X. Wang, Y. Gkanatsas, J. Palasubramaniam, J.D. Hohmann, C. Hagemeyer, K. Peter (Melbourne, AU)

## GENETICS AND GENE THERAPY

- MicroRNA profiles in patients with cardiac amyloidosis and dilated cardiomyopathy - A preliminary epigenetic approach.** P6337  
– S. Becker, A.R. Florian, S. Roesch, S. Winter, U. Sechtem, M. Schwab, E. Schaeffeler, A. Yilmaz (Tübingen, Münster and Stuttgart, DE)
- Family matters: how family member testing can reclassify variants in genetic testing for thoracic aortic aneurysm and dissections.** P6338  
– M. Dempsey, I. Lu, T. Johnston, J. Tinker, S. Calicchia, J.S. Dolinsky, B.T. Davis (Aliso Viejo, US)
- GENOME wide analysis of Statol-induced IKr inhibition: lack of common variants with large effect sizes.** P6339  
– J.E. Salem, M. Germain, B. Charbit, P. Voirot, B. Lebourgeois, E. Dasque, J. Waldura, D.A. Tregouet, C. Funck-Brentano, J.S. Hulot (Paris and Nancy, FR)
- VEGF-B cardiac gene therapy with differential expression using the anf-promoter or therapy delay during heart failure development in a pre-clinical model of dilated cardiomyopathy.** P6340  
– F. Woitek, L. Zentilin, A.M. Kulczycki, M.K. Hurst, J. Powers, V. Adams, M. Muniswamy, A. Sabri, S.R. Houser, M. Giacca, F.A. Recchia, A. Linke (Leipzig, DE; Trieste, IT; Philadelphia, US)
- BACE1-AS long noncoding RNA and beta-amyloid involvement in ischemic heart failure patients.** P6341  
– S. Greco, G. Zaccagnini, C. Voellenkle, I. Sadeghi, S. Castelvechio, L. Menicanti, F. Martelli (San Donato Milanese, IT)
- MicroRNA 18a is a novel regulator of reverse cholesterol transport and potential therapeutic targets in atherosclerosis.** P6342  
– T.H. Kim, Y. Choi, I.J. Kim, H.E. Park, E.M. Kim, E.H. Park, J.M. Kim, K.Y. Kang, C.W. Kim, S.H. Lee, S.I. Kim, Y.S. Yi, S.I. Lee, J.H. Byeon, Y.K. Sa (Seoul, KR)
- Brown adipose tissue dysfunction has a pathological role for the progression of cardiac metabolic remodeling in heart failure.** P6343  
– Y. Yoshida, I. Shimizu, K. Walsh, T. Minamino (Niigata, JP; Boston, US)

## HEART FAILURE / LEFT VENTRICULAR DYSFUNCTION

- Survival in HFpEF vs HFrEF patients after beta-blocker titration: new insights from the CIBIS-ELD trial.** P6344  
– H.D. Duengen, G. Gelbrich, S. Radenovic, R. Wachter, E. Tahirovic, J. Veskovc, G. Loncar, E. Tahirovic, S. Apostolovic, B. Pieske, F. Edelmann (Berlin, Würzburg and Göttingen, DE; Belgrade and Niš, RS)
- Dual V1a/V2 versus selective V2 vasopressin receptor blockade in a preclinical heart failure model: does it matter?** P6345  
– T. Mondritzki, E. Pook, P. Wasnaire, C. Schmeck, P. Kolkhof (Wuppertal, DE)
- The use of Guideline recommended betablocker therapy in primary prevention ICD patients. Insight from Danish nationwide registries.** P6346  
– A.C. Huth Ruwald, G.H. Gislason, M. Vinther, J.B. Johansen, J.C. Nielsen, H.H. Petersen, S. Riahi, C. Jons (Gentofte, Odense, Aarhus, Copenhagen and Aalborg, DK)

- The effect of angiotensin II type 2 receptor agonist treatment on doxorubicin induced heart failure.** P6347  
 – N. Ermis, O. Ozhan, Z. Ulutas, N. Vardi, C. Colak, H. Parlakpınar (Malatya, TR)
- Triiodo-L-thyronine promotes the therapeutic efficacy for myocardial infarction of bone marrow mesenchymal stem cells.** P6348  
 – S. Shi, W. Hao, X. Wu, X. Wang, H. Miao, L. Zhen, S. Nie (Beijing, CN)
- Vasodilator nicorandil in acute heart failure patients with aortic stenosis.** P6349  
 – K. Harada, N. Terada, A. Okada, A. Kawata, K. Fujisawa, T. Harada, H. Yamamoto, H. Fujinaga (Tokushima, JP)
- High dietary sodium blunts effects of mineralocorticoid receptor antagonism on left ventricular hypertrophy regression in patients with resistant hypertension.** P6350  
 – T. Dudenbostel, K.K. Gaddam, E. Pimenta, L.J. Dell'italia, S.G. Lloyd, C.P. Lin, D.A. Calhoun, S. Oparil, L. Ghazi (Birmingham, US)
- Tolvaptan reduces the risk of worsening renal function in patients admitted for acute decompensated heart failure with preserved left ventricular ejection fraction: a prospective randomized controlled.** P6351  
 – Y. Sato, T. Yamada, T. Morita, Y. Furukawa, S. Tamaki, Y. Iwasaki, M. Kawasaki, A. Kikuchi, T. Kondo, T. Ozaki, M. Seo, I. Ikeda, E. Fukuhara, M. Fukunami (Osaka, JP)
- Urgent control of rapid atrial fibrillation using landiolol in patients with acute decompensated heart failure with reduced or preserved left ventricular ejection fraction.** P6352  
 – T. Ozaki, T. Yamada, T. Morita, Y. Furukawa, S. Tamaki, Y. Iwasaki, M. Kawasaki, A. Kikuchi, T. Kondou, Y. Sato, M. Seo, I. Ikeda, E. Fukuhara, M. Fukunami (Osaka, JP)
- Hemographic indices are associated with mortality in acute heart failure.** P6353  
 – W.M. Huang, S.H. Sung, H.M. Cheng, D.Y. Lu, C.W. Lee, P.F. Hsu, W.C. Yu, C.H. Chen (Taipei, TW)
- Professional decision-making on discussing ICD deactivation.** P6354  
 – L.M. Hill, L.M. Hill, S.J. McIlfratrick, S.J. McIlfratrick, B.J. Taylor, L. Dixon, D. Fitzsimons, D. Fitzsimons, D. Fitzsimons (Jordanstown and Belfast, UK; Belfast, IE)
- QRS duration and mortality in heart failure with preserved and reduced ejection fraction.** P6355  
 – J. Yap, T. Shen, C.S.P. Lam, S.Y. Chia, F.R. Jaufeerally, W. Ong, L.L. Sim, C.P. Lim, D. Sim, C.K. Ching (Singapore, SG)
- The impact of psychiatric co-morbidities on the length of stay in patients with heart failure.** P6356  
 – P.R. Carter, J. Reynolds, A.J. Carter, H. Uppal, S. Chandran, R. Potturi (London, Birmingham, Exeter and Manchester, UK)
- Prognostic value of left atrial structure and function in patients with heart failure. A report from SICA-HF study (FP7/2007-2013/241558).** P6357  
 – L. Monzo, P. Pellicori, A. Bennet, P. Putzu, C. Gaudio, A.L. Clark, J.G.F. Cleland (Rome, IT; Hull and London, UK)
- Impact of concomitant type 2 diabetes mellitus and its treatment on long term outcome in systolic heart failure patients - data from the COMMIT-HF registry.** P6358  
 – L. Pyka, L. Siedlecki, K. Strojek, A. Kurek, M. Hawranek, M. Tajstra, M. Gierlotka, A. Lekston, M. Zembala, M. Gasior (Zabrze, PL)
- Poor outcome in diabetic patients with dilated cardiomyopathy through increased myocardial tenascin-C expression.** P6359  
 – Y. Nakashima, Y. Sugano, T. Nakayama, T. Yokokawa, T. Nagai, H. Kanzaki, K. Ohta-Ogo, Y. Ikeda, H. Ishibashi-Ueda, S. Yasuda, H. Ogawa, T. Anzai (Osaka, JP)
- Impact of polypharmacological strategy on mortality and morbidity in predominantly older HF population across different HF phenotype.** P6360  
 – A. Iorio, M. Senni, A. Gavazzi, M. Nardin, C. Di Nora, G. Barbati, A. Cherubini, G. Pulignano, G. Sinagra, A. Di Lenarda (Bergamo, Brescia and Trieste, IT)
- Chagas' cardiomyopathy mortality in the 21st century: seven years prospective follow up.** P6361  
 – G.E. Souza, J.L. Vieira, L.M. Pessoa De Melo, G.A. Braga, L.R. Moraes, V.S. Issa, E.A. Bocchi, J.A.F. Ramires (São Paulo and Sao Jose dos Campos, BR)
- Echocardiography early after admission and echocardiography just before discharge provides different prognostic information in patients with heart failure phenotypes.** P6362  
 – L.-T. Yang, Y. Kado, Y. Nagata, K. Otani, Y. Otsuji, M. Takeuchi (Tainan, TW; Kitakyushu, JP)
- The prognostic value of natriuretic peptide may be limited in acute heart failure patients with atrial fibrillation.** P6363  
 – J. Kang, S.H. Kang, J.J. Park, Y.E. Yoon, I.Y. Oh, C.H. Yoon, J.W. Suh, Y.S. Cho, G.Y. Cho, T.J. Youn, I.H. Chae, M.C. Cho, E.S. Jeon, D.J. Choi (Seongnam, Cheongju and Seoul, KR)
- Persistent hypochloremia during hospitalization for acute decompensated heart failure is associated with poor clinical outcomes.** P6364  
 – J. Oh, S.M. Kang, S. Nam, S. Lee, I.C. Kim, S. Park, S.H. Lee, W.B. Pyun, D. Choi (Seoul, KR)
- Incidence of heart failure hospitalization in patients with ST-segment elevation myocardial infarction who underwent primary percutaneous coronary intervention.** P6365  
 – T. Taniguchi, H. Shiomi, T. Morimoto, Y. Furukawa, Y. Nakagawa, M. Horie, T. Kimura (Kyoto, Hyogo, Kobe, Tenri and Otsu, JP)
- The natural history of non-ischaemic dilated cardiomyopathy diagnosed after the age of 65 years of age.** P6366  
 – B.P. Halliday, A. Ali, A. Gulati, S. Newsome, U. Tayal, R. Wage, M. Arzanauskaitė, R. Assomull, C. Shakespeare, T. Pakrashi, J. Collinson, S. Cook, D.J. Pennell, S.K. Prasad (London, UK)
- Detectable plasma levels of Interleukin-9 are associated with impaired exercise capacity and poor outcomes in Chronic Heart Failure and reduced ejection fraction.** P6367  
 – A.M. Marra, M. Arcopinto, A. Salzano, F. Ferrara, O. Vritz, S. Milano, F. Giallauria, P. Perrone-Filardi, E. Bossone, A. Cittadini (Heidelberg, DE; San Donato Milanese, Naples, Salerno, San Daniele del Friuli and Palermo, IT)

- The relationship between dyspnea relief and prognosis in patients with acute heart failure - insights from AQUAMARINE study.** P6368  
 – S. Torii, Y. Matsue, M. Suzuki, S. Yamaguchi, S. Fukamizu, Y. Ono, H. Fujii, T. Ktai, T. Nishioka, K. Sugi, M. Noda, N. Kagiya, Y. Satoh, K. Yoshida, S.R. Goldsmith (Isehara, Chiba, Okinawa, Tokyo, Yokohama, Kobe, Saitama and Okayama, JP; Boston and Minneapolis, US)
- Prediction of mode of death in patients with chronic heart failure by cardiac I-123 metaiodobenzylguanidine imaging: A prospective comparative study with the mode of end-stage liver disease score.** P6369  
 – E. Fukuhara, T. Yamada, T. Morita, Y. Furukawa, S. Tamaki, Y. Iwasaki, M. Kawasaki, A. Kikuchi, T. Kondou, M. Ishimi, H. Hakui, T. Ozaki, Y. Sato, M. Seo, I. Ikeda (Osaka, JP)
- Quantitative analysis of late Gadolinium enhancement on cardiac magnetic resonance predicts adverse cardiovascular outcomes in dilated cardiomyopathy with stage C&D heart failure.** P6370  
 – T. Liu, T. Liu, X.H. Ma, W. Liu, J.P. Kang (Beijing, CN)
- Cardiopulmonary exercise test based score for cardiovascular risk stratification in patients with heart failure and reduced ejection fraction.** P6371  
 – P. Freitas, S. Guerreiro, M. Mendes, A. Tralhao, S. Madeira, J. Mesquita, J. Carmo, N. Vale, M. Castro, G. Rodrigues, C. Strong, C. Aguiar, A. Ventosa, J. Calqueiro, M.J. Rebocho (Lisbon, PT)
- Comparative prognostic role of 3C-HF score across different age and ejection fraction.** P6372  
 – A. Iorio, M. Senni, A. Gavazzi, C. Di Nora, C. Mazzone, S. Poli, G. Russo, G. Barbati, G. Sinagra, A. Di Lenarda (Bergamo and Trieste, IT)
- Prognostic risk stratification with plasma B-type natriuretic peptide levels in patients with chronic heart failure - a report from the CHART-2 Study.** P6373  
 – S. Kasahara, Y. Sakata, M. Miura, S. Tadaki, K. Tsuji, T. Yamauchi, R. Abe, T. Oikawa, J. Takahashi, S. Miyata, H. Shimokawa (Sendai, JP)
- A multifrequency bioelectrical impedance and N-terminal pro-brain natriuretic peptide assessment for prognostic stratification of acute heart failure.** P6374  
 – Y.Y. Yazaki, N. Kougame, M. Watanabe, H. Niikura, H. Fumiyuki, M. Tokue, T. Ono, R. Iijima, H. Hara, M. Moroi, M. Nakamura (Tokyo, JP)
- Two-dimensional strain derived parameter of right ventriculoarterial coupling: a new measure of right ventricular function independently associated with prognosis in chronic heart failure.** P6375  
 – F. Monitillo, G. Citarelli, V. Antoncicchi, M. Leone, M.S. Lattarulo, C. Rizzo, D. Grande, P. Terlizze, R. Romito, M. Iacoviello (Bari, IT)
- The blood pressure paradox in acute heart failure.** P6376  
 – W.M. Huang, S.H. Sung, H.M. Cheng, D.Y. Lu, C.W. Lee, P.F. Hsu, W.C. Yu, C.H. Chen (Taipei, TW)
- Is the predictive value of heart failure biomarkers modified by diabetes mellitus?** P6377  
 – M. De Antonio, J. Lupon, N. Alonso, J. Barallat, M. Domingo, E. Zamora, C. Diez-Lopez, J. Santesmases, C. Pastor, R. Cabanes, B. Gonzalez, C. Rivas, M. Rodriguez, N. Benito, A. Bayes-Genis (Badalona, ES)
- The degree of extracellular water volume has a stronger prognostic impact than the degree of plasma volume in patients with acute decompensated heart failure.** P6378  
 – T. Sakaguchi, A. Hirata, K. Kashiwase, Y. Higuchi, Y. Koretsune, H. Kusuoka, Y. Yasumura (Osaka, JP)
- Role of serum endothelial dysfunction markers in patients with acute decompensated chronic heart failure.** P6379  
 – I. Shevchenko, A.A. Shavarov, G.K. Kiyakbaev, V.S. Moiseev (Moscow, RU)
- Quantitative effect of non cardiac comorbidities on mortality and morbidity in HF patients according to HF phenotypes: a community-based study.** P6380  
 – A. Iorio, M. Senni, A. Gavazzi, C. Di Nora, S. Poli, E. Zambon, G. Barbati, G. Sinagra, A. Di Lenarda (Bergamo and Trieste, IT)
- Amiloride HCL dihydrate and red blood cell potassium transport in coronary heart disease patients with heart failure: reversion of the clinical and ECG alterations.** P6381  
 – C. Delgado, A.R. Delgado-Almeida, A.J. Delgado (Valencia, VE)
- True rate of drug-related adverse effects on potassium homeostasis of the renin angiotensin aldosterone system inhibitors in placebo controlled trials: a meta-analysis.** P6382  
 – D. Vukadinovic, D. Laval, S. Wagenpfeil, M. Böhm (Homburg, DE)
- Correlation between mineralcorticoid receptor antagonists, left ventricular strain, and clinical outcomes among patients with heart failure with preserved ejection fraction.** P6383  
 – E. Angeloni, A. Vitaterna, S. Refice (Frosinone, IT)
- Impact of furosemide dosages on in-hospital and post-discharge outcomes in acute heart failure diabetic patients: a DAD-HF II sub-study.** P6384  
 – G. Giamouzis, G. Karayannis, G. Giannakoulas, E. Petrou, J. Xirogiannis, A. Xanthopoulos, H. Karvounis, J. Butler, J. Skoulargis, F. Triposkiadis (Larissa and Thessaloniki, GR; London, UK; New York, US)
- The role of DPP-4 in pressure overload-induced heart failure.** P6385  
 – M. Hirose, H. Takako, H. Hasegawa, Y. Kobara, H. Tadokoro, G. Takemura, Y. Kobayashi (Chiba and Mizuho, JP)
- Clinical and haemodynamic effects of Ivabradine in patients with acute ischemic heart failure.** P6386  
 – F. Barilla, G. Petriello, S.C. Sergi, C. Torromeo, V. Paravati, G. Pannarale, G. Pannitteri, T. Dominici, C. Gaudio (Rome, IT)
- Targets of chronic ischemic heart disease and atherosclerosis; efficacy of treatment to restore systolic function and to improve the capacity of bionergetic reserve.** P6387  
 – O.P. Donetskaya, V.A. Tulupova, N.V. Shuldesova, R.G. Oganov (Moscow, RU)

- Influence of digoxin on outcomes of patients with heart failure with both reduced and preserved ejection fraction: results from the Polish cohort of the ESC Heart Failure Long-Term Registry.** P6388  
 – J. Migaj, M. Kaluzna-Oleksy, J. Nessler, G. Opolski, M.G. Crespo-Leiro, A.P. Maggioni, S. Grajek, P. Ponikowski, J. Drozd, E. Straburzynska-Migaj (Poznan, Krakow, Warsaw, Wroclaw and Lodz, PL; A Coruña, ES; Florence, IT)
- Pyridoxamine treatment improves diastolic function in a rat model of chronic myocardial infarction.** P6389  
 – V. Ferferieva, D. Deluyker, M. Verboven, V. Bito (Diepenbeek, BE)
- Qishen Granule reduce NOX4 expression by regulating HIF-1alpha and PPAR-gamma in failure heart.** P6390  
 – S. Guo, W. Chuo, W. Ren, B. Fu, X. Yu, H. Lian, Y. Ren, Y. Wang, J. Wang, W. Wang (Beijing, CN)
- Improvement in quality of life in older patients with heart failure initiated on Ivabradine across the UK: results from the multi-centre LIVE:LIFE prospective cohort study.** P6391  
 – D. Zachariah, G. Sidorowicz, N. Rowell, J. Taylor, P.R. Kalra (Portsmouth, Slough, Middlesbrough and Glasgow, UK)
- Very long-term follow-up data of patients with idiopathic dilated cardiomyopathy undergoing beta-blocker therapy; Usefulness of 123I-meta-iodobenzylguanidine scintigraphy as a predictor of prognosis.** P6392  
 – C. Izumi, Y. Himura, M. Imanaka, M. Kuroda, S. Nishimura, S. Imamura, M. Amano, N. Onishi, Y. Tamaki, S. Enomoto, M. Miyake, T. Tamura, H. Kondo, K. Kaitani, Y. Nakagawa (Tenri and Hikone, JP)
- The impact of fluid status and renal function on the outcome of patients with heart failure and preserved ejection fraction.** P6393  
 – B. Koell, C. Zotter-Tufaro, F. Duca, A.A. Kammerlander, S. Aschauer, D. Dalos, M. Antlanger, M. Hecking, M. Saemann, J. Mascherbauer, D. Bonderman (Vienna, AT)
- RISK PREDICTION MODELS**
- Excess pressure integral predicts all-cause mortality of uremic patients.** P6394  
 – J.T. Huang, C.H. Chen, H.M. Cheng, S.H. Sung, W.C. Yu (Taipei, TW)
- Serum uric acid levels and 20-year cardiovascular mortality: dual pathways of hemodynamics and renal function.** P6395  
 – P.F. Hsu, H.M. Cheng, S.H. Sung, S.Y. Chuang, F. Yin, E.D. Lakatta, P. Chou, C.H. Chen (Taipei and Miaoli, TW; St. Louis and Baltimore, US)
- Utility of simple screening tools in the prediction of all-cause death in patients with rheumatic diseases.** P6396  
 – M. Breunig, S. Kleinert, A. Marx, H. Faller, H.-P. Tony, M. Feuchtenberger, C. Kneitz, S. Lehmann, C.-E. Angermann, G. Ertl, S. Stoerk (Würzburg, Burghausen and Rostock, DE)
- Associated factors with mortality and derivation of a simple 5-factors to predict mortality in SSC-patients in a 11.194 patients' cohort.** P6397  
 – C. Meune, M. Elhai, E. Hachulla, A. Balbir-Gurman, G. Riemkassen, P. Airo, P.E. Carreira, Y. Allanore (Paris and Lille, FR; Haifa, IL; Berlin, DE; Brescia, IT; Madrid, ES)
- Maximum aerobic capacity: the best predictor of mortality beyond framingham and new ACC/AHA risk score in primary prevention.** P6398  
 – V. Kramer, M. Acevedo, G. Valentino, M.J. Bustamante, L. Orellana, M. Adasme, C. Navarrete (Santiago and La Serena, CL)
- Abnormal rise in blood pressure post mild exercise is a marker for early cardiovascular disease beyond Framingham and AHA-ACC 10Y-ASCVD risk scores.** P6399  
 – M. El Shahawy, A. Sabatini (Sarasota, US; Florence, IT)
- Severely obese children and adolescents are at substantially higher cardiovascular risk the pep family heart study.** P6400  
 – G.-M. Haas, E. Liepold, T. Bertsch, P. Schwandt (Munich and Nuremberg, DE)
- Risk factors for myocardial infarction/cardiac arrest (MICA) have differential weight in geriatrics vs. non-geriatrics patients.** P6401  
 – R. Alrezk, M.A. Al Rezk, N.J. Jackson, D.E. Elashoff (Los Angeles, US)
- Unrecognized myocardial infarction does not improve risk prediction for future myocardial infarction or all-cause death beyond traditional cardiovascular risk factors: a population-based cohort study.** P6402  
 – A. Ohn, H. Schirmer, T. Wilsgaard, H. Lindekleiv (Tromsø, NO)
- Usefulness of a nomogram-derived prognostic index score for predicting all-cause death in asymptomatic korean adults undergoing coronary artery calcium scoring.** P6403  
 – D. Han, J.H. Lee, H.E. Park, S.Y. Choi, J. Sung, J.K. Min, H.J. Chang, B. O Hartaigh (Seoul, KR; New York, US)
- The DanCavas pilot study of multifaceted screening for subclinical cardiovascular disease in men and women aged 65-74.** P6404  
 – T. Kvist, J. Lindholt, L. Rasmussen, R. Soegaard, J. Lambrechtsen, F. Steffensen, L. Frost, M. Olsen, H. Mickley, J. Hallas, G. Urbonaviciene, M. Busk, K. Egstrup, A. Diederichsen (Odense, Aarhus, Svendborg, Vejle and Silkeborg, DK)
- Do combined electrocardiographic and echocardiographic markers of left ventricular hypertrophy improve cardiovascular risk estimation?** P6405  
 – G. Seravalle, C. Cuspidi, A. Re, S. Ravaro, V. Guida, F. Zanchettin, F. Bonomi, F. Quarti Trevano, R. Facchetti, C. Sala, M. Tadic, G. Mancina, G. Grassi (Milan and Monza, IT; Belgrade, RS)
- Is premature hysterectomy a risk factor for coronary artery disease? Evaluation of the different types of coronary artery diseases.** P6406  
 – H. Teragawa, Y. Fujii, Y. Uchimura, T. Ueda (Hiroshima, JP)
- Score-predicted versus real mortality in patients presented to the heart team.** P6407  
 – L. Cacoub, M.K. Kerneis, Y.S. Silvain, N.H. Hammoudi, O.B. Barthelemy, F.P. Pousset, R.I. Isnard, D.T. Thomas, J.P.C. Collet, F.H.L. Hidden-Lucet, M.L. Laali, T.B. Barreda, A.P. Pavie, P.L. Leprince, G.M. Montalescot (Paris, FR)

- Central pressures and prediction of cardiovascular events in erectile dysfunction patients.** P6408  
– N. Ioakeimidis, C. Vlachopoulos, D. Terentes-Printzios, A. Angelis, P. Pietri, N. Skliros, I. Koutagiar, I. Gourgouli, G. Lazaros, D. Tousoulis (Athens, GR)
- Combining short- and long-term risk scores in primary prevention of major cardiovascular disease events: an assessment of clinical utility.** P6409  
– G. Veronesi, S. Giampaoli, F. Gianfagna, L. Palmieri, D. Vanuzzo, G. Grassi, G. Cesana, M.M. Ferrario (Varese, Rome, Udine, Milan and Monza, IT)
- Novel biomarker algorithmic panel measuring permutations of immune response to cardiac endothelial injury and global risk factors identifies patients at risk of acute coronary syndrome (ACS).** P6410  
– D. Harrington, Y. Zhao, A. Simonini, N. Wong (Los Angeles and Irvine, US)
- Survival of patients with peripheral arterial disease undergoing cardiovascular prevention.** P6411  
– A. Blinc, M. Kozak, M. Sabovic, M. Bozic Mijovski, M. Stegnar, P. Poredos, A. Kravos, B. Barbic Zagar, J. Stare, M. Pohar Perme (Ljubljana, Maribor and Novo Mesto, SI)
- Association of carotid atherosclerosis with coronary artery disease: a retrospective study of 589 patients.** P6412  
– D. Migliorino, A. Mignano, S. Evola, G. Novo, E. Corrado, S. Novo (Palermo, IT)
- Low to moderate alcohol consumption is not associated with a reduction in cardiovascular events - The danish nurses' cohort study.** P6413  
– J. Heberg, T.S.G. Sehested, G.H. Gislason (Copenhagen, DK)
- The influence of a normal myocardial perfusion SPECT on prescription of preventive cardiovascular medications and patients adherence.** P6414  
– A. Shalev, N. Michnovsky, A. Wolak, R. Toledano, V. Novack, Y. Henkin (Beer Sheva and Jerusalem, IL)
- Assessment of obstructive coronary artery disease prevalence using a clinical prediction model: validation and extension in 4,888 patients of the Austrian CARDIGAN cohort.** P6415  
– M. Edlinger, J. Doerler, H. Ulmer, M. Wanitschek, E.W. Steyerberg, H.F. Alber (Innsbruck, AT; Rotterdam, NL)
- PREDICTING OUTCOMES IN CARDIAC VASCULAR DISEASE**
- Predicting incident heart failure in elderly hypertensive patients: the ANBP2 study.** P6416  
– B. Sahle, A.J. Owen, C.M. Reid (Melbourne, AU)
- External validation of the Redin-SCORE in a contemporary cohort of outpatients with advanced heart failure.** P6417  
– J. Alvarez-Garcia, E. Sole Gonzalez, A. Ferrero-Gregori, S. Mirabet Perez, L. Lopez Lopez, J. Sanchez Vega, M.J. Pirla Buxo, N. Mesado Batalla, J. Cinca Cuscullola, E. Roig Minguell (Barcelona, ES)
- Poor heart failure symptom response is associated with an increased risk of death and emergent healthcare utilization.** P6418  
– E. Vellone, A. Cocchieri, M. Paturzo, B. Riegel, T. Jaarsma, A. Stromberg, R. Alvaro, C.S. Lee (Rome, IT; Philadelphia and Portland, US; Linköping, SE)
- Predicting survival in geriatric outpatients with systolic heart failure using the geriatric nutritional risk index.** P6419  
– A. Simoes, J. Rodrigues, L. Sargento, S. Longo, N. Lousada, R. Palma Reis (Lisbon, PT)
- Acute myocardial infarction in patients with heart failure after coronary artery bypass surgery; The POP-HF score for prediction of myocardial expression.** P6420  
– P. Mitrovic, B. Stefanovic, M. Radovanovic, N. Radovanovic, D. Rajic, G. Matic, R. Lasica, I. Subotic, N. Mitrovic, N. Mijic, Z. Vasiljevic (Belgrade, RS)
- Predictive value of polyvascular score for clinical outcome in patients undergoing percutaneous coronary intervention.** P6421  
– T. Miura, Y. Soga, Y. Ueki, T. Mochidome, N. Hashizume, N. Abe, S. Ebisawa, U. Ikeda (Matsumoto and Kitakyushu, JP)
- Impressive predictive value of ankle brachial index for very long term outcome in patients with cardiovascular Disease: IMPACT-ABI study.** P6422  
– T. Miura, M. Minamisawa, Y. Ueki, N. Abe, H. Nishimura, N. Hashizume, T. Mochidome, M. Harada, K. Shimizu, Y. Oguchi, K. Yoshie, W. Shoin, S. Ebisawa, H. Motoki, U. Ikeda (Matsumoto, JP)
- Heart rate turbulence as a mortality predictor in long-term study in patients with coronary heart disease.** P6423  
– D. Gareeva, N.S. Zagidullin, R.R. Islamova, I.A. Lakman, R.K.H. Zulkarneev, S.H.Z. Zagidullin (Ufa, RU)
- Integrated score of ST segment resolution following primary PCI - a new predictor of 1 year mortality in STEMI.** P6424  
– T. Benedek, D. Opincariu, M. Chitu, N. Rat, M. Morariu, E. Benedek, I. Benedek (Targu Mures, RO)
- Risk stratification after acute coronary syndrome in the era of intervention - time to implement new models of risk.** P6425  
– F. Montenegro Sa, C. Ruivo, A. Antunes, J. Correia, F. Saraiva, S. Pernencar, N. Carvalho, J. Morais (Leiria, PT)
- Outcomes following a diagnosis of non cardiac chest pain after attending a rapid access chest pain clinic in a region with high prevalence of coronary artery disease.** P6426  
– K.P. Balachandran, G. Chakrabarti, R.K. Singh, J.E. McDonald, K. Helm, E. Cerquetani, N. Bukov, S. Chadaide, A.K. Chatterjee, S.K. Singh, S.A. Garg (Blackburn, UK)
- Impact of serum uric acid on secondary prevention after percutaneous coronary intervention.** P6427  
– I. Matsumoto, S. Yokoyama, A. Misaki, M. Kurozumi, T. Nanba, Y. Takagi (Takamatsu, JP)
- Tenfold risk increase of major cardiovascular events after high limb amputation with non-compliance for secondary prevention measures.** P6428  
– E. Shalaeva, H. Saner, B. Janabaev, U. Kasimov, A. Bobabekov, N. Dadabaeva, A. Shalaeva (Tashkent, UZ; Bern, CH)

- Long term follow-up after IRT, a 15 years' perspective.** P6429  
 – A. Salihi, C. Roguelov, O. Muller, S. Fournier, N. Lauriers, G. Girod, C. Trana, P. Coucke, R. Moeckli, E. Eeckhout (Lausanne, CH)
- Validation of risk stratification system for in-hospital cardiac complications in patients with takotsubo syndrome.** P6430  
 – K. Kato, Y. Sakai, I. Ishibashi, T. Himi, Y. Fujimoto, Y. Kobayashi (Chiba and Kisarazu, JP)
- Proposal of a new risk score for the prediction of contrast-induced nephropathy in patients undergoing percutaneous coronary interventions after acute myocardial infarction.** P6431  
 – G. Lazaros, T. Zografos, G. Siasos, E. Oikonomou, G. Georgiopoulos, M. Vavuranakis, A. Antonopoulos, K. Kalogeras, S. Tsalamandris, D. Tousoulis (Athens, GR; Boston, US)
- Fatty liver disease and 20-year risk of cardiovascular outcomes and mortality.** P6432  
 – A. Ryabikov, S. Malyutina, N. Yasukevich, S. Shakhmatov, V. Gafarov, E. Verevkin, M. Bobak, Y.U. Nikitin (Novosibirsk, RU; London, UK)
- Long-term testosterone treatment in hypogonadal men may be effective in secondary prevention of major adverse cardiovascular events (MACE) with a history of cardiovascular disease (CVD).** P6433  
 – F. Saad, A. Haider, K.S. Haider, G. Doros, A. Traish (Berlin and Bremerhaven, DE; Boston, US)
- OUTCOMES IN ATRIAL FIBRILLATION**
- Characteristics and outcomes in elderly Japanese and British patients with atrial fibrillation: Comparative analysis from the Fushimi and Darlington Atrial Fibrillation Registries.** P6434  
 – H. Ogawa, K. Senoo, Y. An, A. Shantsila, E. Shantsila, D.A. Lane, A. Wolff, M. Akao, G.Y.H. Lip (Birmingham and Darlington, UK; Kyoto, JP)
- CHA2DS2VASC score is predictive of mortality in patients undergoing coronary angiography.** P6435  
 – N. Teodorovich, M. Jonas, O. Paz, G. Gandelman, Y. Kogan, J. George, M. Swissa (Rehovot, IL)
- Evaluation of the HAS-BLED and ORBIT bleeding risk scores in anticoagulated atrial fibrillation patients receiving oral anticoagulation: data from two different clinical scenarios.** P6436  
 – M.A. Esteve Pastor, A. Garcia Fernandez, J.M. Gomez Sansano, F. Sogorb, M. Valdes, V. Roldan, J. Muniz, L. Badimon, I. Roldan, M. Anguita, F. Marin (Murcia, Alicante, A Coruña, Barcelona, Madrid and Córdoba, ES)
- Usefulness of combined SYNTAX and ATRIA score for predicting major bleeding in patients with atrial fibrillation undergoing percutaneous coronary intervention.** P6437  
 – Y. Iwasaki, T. Yamada, T. Morita, Y. Furukawa, S. Tamaki, M. Kawasaki, A. Kikuchi, T. Kondo, M. Ishimi, H. Hakui, T. Ozaki, Y. Sato, M. Seo, M. Fukunami (Osaka, JP)
- Clinical usefulness of ORBIT score to predict cardiovascular outcomes in patients with atrial fibrillation undergoing percutaneous coronary intervention with stenting.** P6438  
 – Y. Iwasaki, T. Yamada, T. Morita, Y. Furukawa, S. Tamaki, M. Kawasaki, A. Kikuchi, T. Kondo, M. Ishimi, H. Hakui, T. Ozaki, Y. Sato, M. Seo, M. Fukunami (Osaka, JP)
- The impact of systolic blood pressure on hospitalization for heart failure in atrial fibrillation patients: The Fushimi AF Registry.** P6439  
 – Y. Tezuka, D. Takagi, M. Iguchi, M. Esato, Y. Chun, H. Wada, K. Hasegawa, H. Ogawa, M. Abe, M. Akao (Kyoto, JP)
- Detection of atrial fibrillation using a simple non-invasive risk prediction score.** P6440  
 – C. Schmidt, S. Kallenberger, C. Schmid, D. Mereles, F. Wiedmann, T. Hilbel, H. Katus, D. Thomas (Heidelberg, DE)
- Mediterranean alcohol drinking pattern and risk of atrial fibrillation in the PREMIMED study.** P6441  
 – P. Bazal, F. Aros, E. Toledo, A. Gea, M. Fiol, J. Salas-Salvado, D. Corella, M. Fito, E. Gomez-Gracia, J. Lapetra, L. Serra-Majem, X. Pinto, E. Ros, M.A. Martinez-Gonzalez, M. Ruiz-Canela (Pamplona, Alava, Palma de Mallorca, Reus, Valencia, Barcelona, Málaga, Sevilla and Las Palmas de Gran Canaria, ES)
- Cessation of oral anticoagulation is an important risk factor for stroke and mortality in atrial fibrillation patients.** P6442  
 – J.M. Rivera-Caravaca, M.A. Esteve-Pastor, V. Vicente, M. Valdes, G.Y. Lip, F. Marin, V. Roldan-Schilling (Murcia, ES; Birmingham, UK)
- Major cardiovascular outcomes in anticoagulated atrial fibrillation patients with one stroke risk factor (CHA2DS2-VASc 1 in males, 2 in females): impact of time in therapeutic range.** P6443  
 – M. Proietti, D.A. Lane, G.Y.H. Lip (Birmingham, UK)
- Guideline-adherent antithrombotic treatment improves outcomes in patients with atrial fibrillation - Insights from the community-based darlington atrial fibrillation registry.** P6444  
 – M. Mazurek, E. Shantsila, D. Lane, A. Wolff, M. Proietti, G.Y. Lip (Zabrze, PL; Birmingham, UK; Chilliwack and British Columbia, CA)
- Relation of the SAME-TT2R2 score to quality of anticoagulation control and thromboembolic events in atrial fibrillation patients: the SPORTIF trials.** P6445  
 – M. Proietti, D.A. Lane, G.Y.H. Lip (Birmingham, UK)
- Strategy of optimal anticoagulation for the prevention of thromboembolism with minimal bleeding risk in Asian patients with atrial fibrillation.** P6446  
 – K.H. Lee, H.W. Park, N.S. Yoon, J.G. Cho, D.S. Sim, H.J. Yoon, J.H. Kim, K.H. Kim, Y.J. Hong, Y.K. Ahn, M.H. Jeong, J.C. Park, D.H. Kim (Gwangju and Suncheon, KR)
- Retinal vein occlusion and the risk of atrial fibrillation development: a 12-year nationwide cohort study.** P6447  
 – J. Oh, T.H. Rim, S.S. Kim, S.M. Kang (Seoul and Goyang, KR)
- Age-dependency of prescribing patterns of oral anticoagulant drugs in Austria between 2011-2014.** P6448  
 – T. Schuh, B. Reichardt, J. Finsterer, C. Stoellberger (Vienna and Eisenstadt, AT)

- Anticoagulation management in non-valvular atrial fibrillation in rural and remote areas: a single-center study.** P6449  
– P. Papakonstantinou, N. Asimakopoulou, A. Gargeraki, E. Mintzaridis (Sitia, GR)
- What is the patient experience of the first six months following atrial fibrillation ablation?** P6450  
– K. Wood, A. Barnes, K.A. Hines (Atlanta and Durham, US)
- Age-related variations in ventricular response rate in patients with persistent or permanent atrial fibrillation.** P6451  
– A. Bouzas-Mosquera, F.J. Broullon, N. Alvarez-Garcia, J. Peteiro, N. Maneiro-Melon, P. Pardo-Martinez, M. Sagastagoitia-Fornie, D. Martinez, J.C. Yanez, B. Bouzas-Zubeldia, R. Perez-Fernandez, R. Fabregas, I. Martinez-Bendayan, J.M. Vazquez-Rodriguez (A Coruña, ES)
- Synergistic effect of BMI and eGFR on all-cause mortality in the elderly following percutaneous coronary intervention.** P6452  
– R. Naito, K. Miyauchi, J. Shitara, H. Endo, H. Wada, S. Doi, H. Konishi, S. Tsuboi, M. Ogita, T. Dohi, T. Kasai, H. Tamura, S. Okazaki, K. Isoda, H. Daida (Tokyo, JP)
- VALVULAR DISEASE**
- Trends in age at diagnosis in patients with aortic stenosis.** P6453  
– A. Bouzas-Mosquera, R. Perez-Fernandez, D. Martinez, N. Alvarez-Garcia, F.J. Broullon, N. Maneiro-Melon, P. Pardo-Martinez, M. Sagastagoitia-Fornie, B. Bouzas-Zubeldia, I. Martinez-Bendayan, R. Fabregas, J. Peteiro, J.C. Yanez, J.M. Vazquez-Rodriguez (A Coruña, ES)
- Long-term outcomes after TAVI in patients with different types of aortic stenosis.** P6454  
– M. Puls, K. Korte, M. Huenlich, B. Danner, F. Schoendube, G. Hasenfuss, C. Jacobshagen, W. Schillinger (Göttingen, DE)
- Mitral valve abnormalities in patients with bicuspid aortic valves - Is there a link?** P6455  
– A. Van Rensburg, P.G. Herbst, A.F. Doubell (Cape Town, ZA)
- Natural history of chronic severe aortic regurgitation: a 30-year prospective study.** P6456  
– A. De Santis, G.S.S. Spina, V.E.E. Rosa, R.O. Sampaio, T.A.D. Accorsi, J.R.C. Fernandes, C.M.A. Brandao, P.M.A. Pomerantzeff, F. Tarasoutchi (São Paulo, BR)
- Prevalence, aetiology and clinical impact of anaemia in a contemporary patient cohort undergoing transcatheter aortic valve implantation.** P6457  
– T. Rheude, C. Pellegrini, J. Michel, T. Trenkwalder, A.M. Kasel, H. Schunkert, A. Kastrati, O. Husser, C. Hengstenberg (Munich, DE)
- Impact of new cerebral ischemic lesions on the occurrence of delirium after transcatheter aortic valve implantation.** P6458  
– M. Abawi, P.R. Stella, P. Agostoni (Utrecht and Nieuwegein, NL)
- Ultra fast-track protocol in patients undergoing aortic valve replacement.** P6459  
– C.M. Calle Valda, M. Orts, E.M. Aguilar, D. Munoz, A. Sarraj, J. Bustamante, G. Reyes (Madrid, ES)
- Notch signaling in the pathogenesis of calcific aortic valve stenosis.** P6460  
– A. Malashicheva, A.A. Shishkova, E. Zhiduleva, O.M. Moiseeva (St. Petersburg, RU)
- Prognostic utility of neutrophil-to-lymphocyte ratio on adverse clinical outcomes in patients with severe calcific aortic stenosis.** P6461  
– K.I. Cho, E.S. Shin (Busan and Ulsan, KR)
- Clinical application of aortic valve calcification score for assessment of aortic valve stenosis.** P6462  
– Y.N. Kim, J.K. Song, S.Y. Lim, H.N. Choi, R. Heo, D.H. Kim, J.M. Song, D.H. Kang (Seoul, KR)
- Valve interstitial cells seeding into decellularized porcine pericardium: a novel bioreactor based approach for valve tissue engineering application.** P6463  
– F. Amadeo, G. Polvani, M. Agrifoglio, M. Pesce, R. Santoro (Milan, IT)
- Temporal trends in transcatheter aortic valve implantation in Israel 2008-2014: patient characteristics, procedural issues and outcome.** P6464  
– U. Landes, A. Barsheshet, A. Finkelstein, V. Guetta, A. Assali, A. Halkin, H. Vaknin-Assa, A. Segev, T. Bental, J. Ben-Shoshan, I.M. Barbash, R. Kornowski (Petah Tikva, Tel Aviv and Ramat Gan, IL)
- Prognostic significance of basal mitral regurgitation and its improvement in patients are going transcatheter aortic valve replacement.** P6465  
– C. Cortes Villar, I.J. Amat-Santos, L. Nombela-Franco, J.M. De La Torre, J.G. Cordoba-Soriano, F. Islas, E. Gutierrez-Ibanes, A.J. Munoz-Garcia, T. Sevilla, L. Varela, I. Martin-Morquecho, J. Tobar, J. Castrodeza, I. Gomez, J.A. San-Roman (Valladolid, Madrid, Santander, Albacete and Málaga, ES)
- Brachiocephalic approach without partial sternotomy as an alternative route for transcatheter aortic valve implantation: a single-center experience.** P6466  
– G. Capretti, M. Urena, D. Himbert, W. Ghodbane, E. Brochet, H. Ibrahim, S. Alkholder, J.L. Carrasco, R. Raffoul, J.P. Laissy, J.P. Depoix, M.P. Dilly, P. Nataf, A. Vahanian (Rome, IT; Paris, FR)
- The BAVTAV registry: emergency balloon valvuloplasty followed by elective TAVI in patients with decompensated aortic stenosis.** P6467  
– D. Bongiovanni, C. Kuehl, G. Schymik, D. Frank, N. Frey, J. Mehilli, S. Massberg, K.L. Laugwitz, C. Kupatt (Munich, Kiel and Karlsruhe, DE)
- Cardiac magnetic resonance T1 mapping: possible indices of degenerative mitral valve regurgitation.** P6468  
– S. Marchesseau, A.M. Richards, J.J. Totman, L.H. Ling (Singapore, SG)
- 3 dimensional echocardiographic evaluation of mitral valve geometry in patients with secondary and primary mitral regurgitation.** P6469  
– R. Schueler, C. Oetzuerk, M. Weber, A. Welz, N. Werner, G. Nickenig, C. Hammerstingl (Bonn, DE)
- Characteristics of non-prolapse/tethering mitral regurgitation.** P6470  
– N. Kagiyama, M. Toki, S. Aritaka, M. Ohara, A. Hayashida, A. Hirohata, K. Yamamoto, K. Yoshida (Okayama, JP)

- 2-year durability and outcome of interventional edge-to-edge repair with the MitraClip system in patients with primary and secondary mitral regurgitation.** P6471  
 – R. Schueler, C.O. Oeztuerk, M. Weber, A. Welz, N. Werner, G. Nickenig, C. Hammerstingl (Bonn, DE)
- Pulmonary vascular resistance for better prediction of immediate outcome of percutaneous balloon mitral valvotomy.** P6472  
 – L. Elmaghawry, I. El-Dosouky, N. Kandil, M. Al-Zaki (Zagazig, EG)
- Atrial fibrillation should not influence clinical decision making regarding percutaneous mitral valve repair.** P6473  
 – J.F. Velu, B.J. Bouma, J. Baan Jr (Amsterdam, NL)
- The validation of a new epidemiological model for rheumatic heart disease: from asymptomatic to symptomatic disease.** P6474  
 – M. Mirabel, M. Tafflet, B. Noel, T. Parks, C. Braunstein, B. Rouchon, E. Marijon, X. Jouven (Paris, FR; Noumea, NC; Oxford, UK)
- Prognostic role of procalcitonin and other infection parameters in patients with left sided infective endocarditis.** P6475  
 – M.A. Simsek, O. Ozveren, G. Kahveci, M. Akpek, A. Turer Cabbar, R.B. Bakal, Z. Kucukdumaz, M.M. Degertekin (Istanbul and Kayseri, TR)
- Prevalence, presentations and etiologies of valvular heart disease in south China: a prospective study.** P6476  
 – M.Y. Liu, Q.S. Lin, C.T. Zhao, C. Chen, G.Z. Cao, M. Wu, R. Wang, Y. Chen, Z. Zhen, H.F. Tse, K.H. Yiu (Shenzhen and Hong Kong, CN)
- Valvular calcification and below-knee arterial calcification in patients with type 2 diabetes.** P6477  
 – A. Carlier, F. Lajat-Kiss, J. Lajou, M. Dadon, C. Funck-Brentano, A. Hartermann, O. Bourron, J.E. Salem (Paris, FR)
- Head-to-head comparison of novel automated 3-dimensional TEE analysis and multi-detector row computed tomography of aortic annulus dimensions: impact of aortic valve calcification burden.** P6478  
 – T. Podlesnikar, E.A. Prihadi, P.J. Van Rosendaal, F. Van Der Kleij, N. Ajmone Marsan, Z. Fras, J.J. Bax, V. Delgado (Leiden, NL; Ljubljana, SI)
- PULMONARY CIRCULATION**
- Evaluation of pulmonary hypertension with or without left-sided heart failure by synthesized right-sided chest electrocardiogram.** P6479  
 – J. Yamaguchi, O. Inaba, M. Sekigawa, N. Miwa, N. Hara, T. Yamaguchi, Y. Nagata, T. Nozato, T. Miyamoto (Tokyo, JP)
- Left ventricular global longitudinal strain and filling is decreased in patients with pulmonary hypertension with and without systemic sclerosis; a cardiac magnetic resonance study.** P6480  
 – H. Sjogren, K. Lundqvist, T. Gyllenhammer, R. Hesselstrand, G. Radegran, H. Arheden, E. Ostenfeld (Lund, SE)
- Non-invasive prediction of pulmonary hypertension pre- or post-capillary origin: a proposal to refine the pulmonary hypertension council international society for heart and lung transplantation score.** P6481  
 – C. Jousse, F. Le Ven, R. Didier, U. Vinsonneau, Y. Etienne, C. Gut-Gobert, I. Frachon, F. Couturaud, M. Gilard, J. Mansourati, Y. Jobic (Brest, FR)
- Different hemodynamic phenotypes in persistent pulmonary hypertension after mid-term follow-up of left prosthetic valvular replacement: correlation with pulmonary arterial stiffness.** P6482  
 – J. Grignola Rial, E. Domingo, L. Fernandez, R. Aguilar, A. Roman (Montevideo, UY; Barcelona and Madrid, ES)
- Pulmonary and cardiac hemodynamics assessed by exercise stress echocardiography in lymphangioleiomyomatosis patients.** P6483  
 – A. Sonaglioni, M. Baravelli, M. Lombardo, R. Cassandro, O. Torre, C. Anza, S. Harari (Milan, IT)
- Acute administration of rho-kinase inhibitor decreases resistance whereas increases compliance of pulmonary artery in sugen/hypoxia pulmonary arterial hypertension model rats.** P6484  
 – T. Nishikawa, K. Saku, K. Abe, T. Kishi, T. Sakamoto, K. Sunagawa (Fukuoka, JP)
- Comparative outcome of incident patients with pulmonary hypertension due to left heart disease according with the haemodynamic classification of the 2015 ESC-ERS pulmonary hypertension guidelines.** P6485  
 – A. Rinaldi, M. Palazzini, C. Bachetti, E. Gotti, G. Mazzanti, F. Dardi, A. Albini, E. Monti, D. Guarino, A. Manes, N. Galie' (Bologna, IT)
- Physiologic and prognostic implications of the negative diastolic pulmonary pressure gradient in patients with left heart disease.** P6486  
 – A.I. Nagy, A. Vankateshwaran, L. Lund, A. Manouras, B. Merkely (Budapest, HU; Bangalore, IN; Stockholm, SE)
- Pulmonary vascular resistance and compliance relationship in pulmonary hypertension: direct measurements versus empiric formulae.** P6487  
 – C. Gerges, M. Gerges, P. Fesler, N.P. Konowitz, N. Skoro-Sajer, I.M. Lang (Vienna, AT; Montpellier, FR)
- Impact of age on survival of patients with idiopathic and connective tissue disease pulmonary arterial hypertension.** P6488  
 – R. Del Pozo, C.A. Quezada, M. Lopez-Meseguer, I. Otero-Gonzalez, J. Rueda-Soriano, M. Lazaro-Salvador, T. Elias-Hernandez, V. Suberviola Sanchez-Caballero, F. Martinez-Garcia, P. Escribano-Subias (Madrid, Barcelona, A Coruña, Valencia, Toledo, Seville and Murcia, ES)
- Right ventricular function derived from echocardiography is strongly related with a right heart-pulmonary system rather than with right ventricular contractility.** P6489  
 – Y. Dohi, A. Higashi, K. Ishibashi, T. Hidaka, S. Kurisu, H. Yamamoto, Y. Kihara (Hiroshima, JP)



- Early impairment of right ventricular and right atrial function in patients with preclinical diastolic dysfunction.** P6490  
 – A. Brecht, M. Bathe, S. Oertelt-Prigione, U. Seeland, V. Regitz-Zagrosek, G. Baumann, H. Dreger, F. Knebel, V. Stangl (Berlin, DE)
- Spectral transfer function analysis of respiratory fluctuations predicts right ventricular stiffness in experimental pulmonary hypertension.** P6491  
 – M. Alaa, M. Abdellatif, A.F. Leite-Moreira, A.P. Lourenco (Porto, PT; Graz, AT)
- Response to fluid challenge test in normal subjects and in a heterogeneous population with pulmonary hypertension.** P6492  
 – M. D'Alto, E. Romeo, P. Argiento, G.M. Di Marco, A. Pavelescu, A. Mattera Iacono, B. Sarubbi, M.G. Russo, R. Naeije (Naples, IT; Bruxelles, BE)
- Critical assessment of right heart echocardiography for detection of pulmonary hypertension in advanced lung disease.** P6493  
 – M. Amsallem, D. Boulate, Z.E. Kooreman, R. Zamanian, G. Fadel, I. Schnittger, E. Fadel, G. Dhillon, M.V. McConnell, F. Haddad (Stanford, US; Le Plessis-Robinson, FR)
- Longitudinal function and ventricular dyssynchrony are restored in children with pulmonary stenosis after percutaneous balloon pulmonary valvuloplasty.** P6494  
 – E. Hussein, R. Mahfouz, M. Gouda, M. Gad, H. Radwan, A. Selem, A. Shawky, M. El-Shetry, A. Shaker, A. Ghomaa (Zagazig, EG)
- Biventricular basal diameter ratio predicts survival in patients with pulmonary hypertension.** P6495  
 – R. Handa, M. Sugahara, A. Goda, O. Batal, M. Mathier, J. Gorcsan (Pittsburgh, US)
- Long-term surgical outcome in patients with functional tricuspid regurgitation after left-sided valve replacement: an exploration for optimal surgical timing.** P6496  
 – M.W. Tung, Y. Shi, S. Liu, X. Luo, Y. Yang, W. Wang, J.P. Xu (Beijing, CN)
- CARDIOMYOPATHY**
- Immunosuppressive and antiviral therapy of severe virus-positive and virus-negative myocarditis: short-term results and outcomes.** P6497  
 – O.V. Blagova, A.V. Nedostup, V.A. Sulimov (Moscow, RU)
- Sex differences of histopathological findings in patients with suspected myocarditis/inflammatory cardiomyopathy.** P6498  
 – C. Dieudonne, T. Haerle, F. Vahldiek, A. Elsaesser, S. Meyer (Oldenburg, DE)
- Pathogenic role of S100A8 and S100A9 alarmins in Coxsackievirus B3-induced myocarditis.** P6499  
 – I. Mueller, S. Van Linthout, T. Vogl, B. Pieske, C. Tschoepe (Berlin and Münster, DE)
- Prevalence and prognostic significance of right ventricular systolic function assessed by CMR in patients with suspected acute myocarditis.** P6500  
 – A. Lota, R. Wassall, A. Tsao, R. Shakur, U. Tayal, B. Halliday, S.A. Cook, S.K. Prasad (London and Cambridge, UK)
- Diagnostic value of different noninvasive criteria of myocarditis in comparison with myocardial biopsy.** P6501  
 – O.V. Blagova, Y.U.V. Osipova, A.V. Nedostup, E.A. Kogan, Y.U.V. Frolova, S.L. Dzemeshevich, A.G. Kupriyanova, V.A. Zaidenov, V.A. Sulimov (Moscow, RU)
- Changes of the viral presence and viral load of PVB19 in myocardium during immunosuppressive therapy.** P6502  
 – J. Krejci, E. Ozabalova, D. Mlejnek, P. Hude, J. Godava, T. Freiburger, E. Nemcova, V. Zampachova, P. Nemeč, L. Spinarova (Brno, CZ)
- Endomyocardial biopsy in patients that had clinically suspected myocarditis and developed dilated cardiomyopathy.** P6503  
 – V.V. Grokhotova, V.A. Marinin, L.B. Mitrofanova (St. Petersburg, RU)
- Long-term follow-up of patients with colchicine-resistant steroid-dependent idiopathic recurrent pericarditis receiving anakinra.** P6504  
 – G. Lazaros, P. Vasileiou, G. Georgiopoulos, C. Koutsianas, K. Antonatou, S. Galanakis, S. Mangas, C. Vlachopoulos, D. Vassilopoulos, D. Tousoulis (Athens, GR)
- The role of admission C-reactive protein in predicting recurrences in treatment naive patients with a first episode of acute pericarditis.** P6505  
 – G. Lazaros, P. Vasileiou, G. Georgiopoulos, A. Karavidas, A. Antonopoulos, N. Mangas, S. Galanakis, C. Vlachopoulos, D. Tousoulis (Athens, GR)
- Repolarization dispersion in Takotsubo syndrome.** P6506  
 – D. Garcia Iglesias, M. Martin Fernandez, A. Alperi Garcia, L. Junquera Vega, R. Padron Encalada, L. Martinez Fernandez, L. Garcia Perez, A. Fidalgo Arguelles, S. Colunga Blanco, J. Rozado Castano, F. Lopez Iglesias, I. Silva Conde, E. Capin Sampedro, C. Moris De La Tassa (Oviedo, ES)
- T-PreAmp technique for improved gene-expression analyses in endomyocardial biopsies.** P6507  
 – M. Noutsias, B. Horvath, C.V. Pohl, T. Kretzschmar, V.J. Patil, L. Seres-Sturm, P.C. Schulze, P. Schlattmann (Jena and Marburg, DE)
- Evaluation of routine screening practices for cardiac involvement in patients with biopsy-proven extracardiac sarcoidosis.** P6508  
 – H. Whiteside, A. Jyothidasan, N. Weintraub, G. Sharma (Augusta, US)
- Release of myoglobin is different in myocardial damage due to inflammation respect to ischemic damage.** P6509  
 – A.R. America, D.B.G. Di Bella, S.C. Carerj, C.Z. Zito (Messina, IT)

**CONGENITAL HEART DISEASE / PAEDIATRIC CARDIOLOGY**

- Pregnancy and fetal outcome in patients with implanted mechanical prostheses - 29 years experience.** P6510  
 – A.M. Lesniak-Sobelga, M. Kostkiewicz, S. Wisniewska-Smialek, K. Holcman, M. Hlawaty, B. Biernacka-Fijalkowska, P. Rubis, P. Podolec (Krakow, PL)
- Hyperemesis gravidarum and all-cause mortality: no increase in cardiovascular mortality, but reduced cancer mortality.** P6511  
 – S. Fossum, Å.V. Vikanes, Ø. Naess, L. Vos, T. Grotmol, S. Halvorsen (Oslo, NO)
- The cardioprotective effect of mitochondria aldehyde dehydrogenase-2 activation during cardiopulmonary bypass: an in vivo rabbit model.** P6512  
 – L. Zou, L.I.U. Jingping, H.A.O. Zhang, W.U. Shubin (Beijing, CN)
- Plastic bronchitis in children with a Fontan circulation.** P6513  
 – T.G. Wilson, V.J. Sharma, W.Y. Shi, A.J. Iyengar, Y. D'Udekem (Melbourne, AU)
- Intravenous treprostinil was used in pediatric patients during the early postoperative period of Fontan operation.** P6514  
 – C. Cai, X. Xu, Z. Zhang (Shanghai, CN)
- Outcomes of transcatheter closure of perimembranous or outlet type ventricular septal defects using Amplatzer duct occluders.** P6515  
 – J.-K. Wang, M.-T. Lin, C.-A. Chen, S.-N. Chiu, J.-W. Lu, M.-H. Wu (Taipei, TW)
- DIAGNOSTICS IN STABLE ANGINA**
- Coronary tortuosity, is it congenital or acquired phenomenon? CT angiographic study.** P6516  
 – M. El Tahlawi, A. Sakrana, A. Elmurr, M. Gouda, S. Alzubaidi, M. Tharwat (Zagazig and Mansoura, EG; Almadinah, SA)
- St/hr hysteresis increases the accuracy of ECG stress test for predicting coronary artery disease in patients with left ventricular hypertrophy.** P6517  
 – E. Montebello, F. Radico, M. Zimarino, F. Iachini, U. Limbruno, M. Emdin, R. De Caterina (Chieti, Grosseto and Pisa, IT)
- Efficacy of pressure parameters obtained during contrast medium-induced submaximal hyperemia in the functional assessment of coronary stenosis in comparison with instantaneous wave-free ratio.** P6518  
 – Y. Kanaji, T. Yonetsu, T. Murai, E. Usui, J. Matsuda, M. Araki, T. Niida, S. Ichijo, R. Hamaya, T. Kakuta (Tsuchiura, JP)
- Impact of statin therapy on clinical outcomes for vasospastic angina without significant organic stenosis: a propensity-score matched analysis.** P6519  
 – M.S. Oh, J.H. Yang, T.K. Park, J.Y. Hahn, J.H. Choi, S.H. Lee, H.C. Gwon, S.H. Choi, D.H. Lee, Y.H. Park, K.H. Lim, J.S. Kang, H.S. Jang, Y.B. Song (Seoul and Changwon, KR)
- Prevalence of perfusion defects in patients with a chronic total coronary occlusion and preserved left ventricular ejection fraction.** P6520  
 – W. Stuijzand, R. Driessen, P. Rajmakers, M. Rijnierse, M. Hollander, A. Lammertsma, A. Van Rossum, A. Nap, N. Van Royen, P. Knaapen (Amsterdam, NL)
- Epicardial fat volume increase in patients with vasospastic angina.** P6521  
 – T. Kataoka, K. Harada, H. Funakubo, M. Suzuki, T. Nagao, S. Okumura, N. Shinoda, B. Kato, S. Sakai, M. Kato, Y. Marui, T. Amano, T. Matsubara, T. Murohara (Nagoya, JP)
- Impact of left main length on cardiovascular events in patients with stable angina pectoris.** P6522  
 – S. Golebiewski, A.I. Gziut, M. Kaczynski, P. Kwiatkowski, P. Kwasiborski, D. Vassilev, T. Pawlowski, R.J. Gil (Warsaw, PL; Sofia, BG)
- The impact of arc of calcium and calcified nodule on target lesion revascularization after percutaneous coronary intervention guided by optical coherence tomography in calcified lesions.** P6523  
 – H. Shibata, Y. Kijima, T. Masano, R. Nagoshi, M. Takami, A. Kozuki, R. Fujiwara, R. Takeshige, S. Nakano, Y. Fukuyama, S. Kakizaki, D. Fujimoto, J. Shite (Osaka, JP)
- Blunted heart rate recovery is associated coronary vasospasm in patients with suspected vasospastic angina.** P6524  
 – K.I. Cho, H.S. Kim, B.J. Kim, S.I. Im, J.H. Heo, T.J. Cha (Busan, KR)
- Histopathological and immunohistological findings on endomyocardial biopsies in patients with coronary microvascular dysfunction assessed by intracoronary acetylcholine testing.** P6525  
 – H. Lindemann, I. Petrovic, A. Athanasiadis, H. Mahrholdt, T. Schaeufele, R. Kandolf, K. Klingel, U. Sechtem, P.E. Ong (Stuttgart and Tübingen, DE)
- Rest and peak left ventricular global systolic strain during dobutamine stress echocardiography (DSE) is correlated with angiographic SYNTAX and Gensini scores.** P6526  
 – K. Wierzbowska-Drabik, M. Simiera, M. Plewka, J.D. Kasprzak (Lodz, PL)
- The clinical significance of baseline coronary flow velocity and velocity-time integrals in patients with discordance in fractional flow reserve and coronary flow reserve.** P6527  
 – Y. Honda, Y. Asaumi, S. Hashimoto, T. Nagai, T. Noguchi, H. Ogawa, S. Yasuda (Osaka, JP)
- The association between whole blood viscosity and coronary collateral circulation in patients with chronic total occlusion.** P6528  
 – M.S. Cetin, E.H. Ozcan Cetin, K.G. Balci, S. Aydin, E. Ediboglu, F. Bayraktar, M.M. Balci, O. Maden, A. Temizhan, S. Aydogdu (Ankara, TR)
- Can be the presence of intractable vasospastic angina predicted based on the results of spasm provocation test?** P6529  
 – H. Teragawa, Y. Fujii, Y. Uchimura, T. Ueda (Hiroshima, JP)

- Diagnostic accuracy of quantitative angiography derived translesional pressure in identifying functional myocardial ischemia in comparison with fractional flow reserve.** P6530  
 – F. Seike, S. Ikeda, C. Iio, H. Kawakami, H. Higashi, T. Kono, T. Uetani, J. Aono, T. Nagai, K. Nishimura, K. Inoue, J. Suzuki, T. Okura, K. Yasuda, J. Higaki (Toon, JP)
- Efficacy of adding multislice computed tomography findings to optical coherence tomography-derived minimum lumen area in the assessment of functional significance of intermediate coronary lesions.** P6531  
 – E. Usui, T. Kakuta, T. Yonetsu, T. Lee, T. Murai, Y. Kanaji, J. Matsuda, M. Araki, R. Hamaya, S. Ichijou (Tsuchiura, JP)
- Usefulness of imaging device guided percutaneous coronary intervention with 2.25 mm second generation drug-eluting stents for very small vessels.** P6532  
 – S. Mori, Y. Ito, K. Hirano, M. Yamawaki, M. Araki, N. Kobayashi, H. Takimura, Y. Sakamoto, M. Tsutsumi, T. Takama, H. Takafuji, T. Maruyama, Y. Honda, T. Tokuda, K. Makino (Yokohama, JP)
- Brachial flow mediated dilatation and interleukin-6 levels as independent predictors of angina-related coronary artery disease in subjects undergoing diagnostic coronary angiography for chest pain.** P6533  
 – E. Oikonomou, A. Miliou, A.S. Antonopoulos, G. Siasos, N. Papageorgiou, G. Hatzis, K. Mourouzis, C. Ververeli, E. Zacharia, G. Vogiatzi, G.A. Papamikroulis, D. Tousoulis (Athens, GR)
- Lower serum Klotho levels are associated with increased calcified components in coronary culprit lesions determined by iMap-intravascular ultrasound.** P6534  
 – S. Koga, S. Ikeda, T. Nakata, T. Yonekura, T. Katayama, Y. Koide, H. Kawano, K. Maemura (Nagasaki, JP)
- Fibroblast growth factor-23 and monocyte chemoattractant protein-1 are independent predictors of adverse outcomes in patients with coronary artery disease.** P6535  
 – J. Tunon Fernandez, A. Acena, A.M. Pello, R. Carda, C. Cristobal, N. Tarin, A. Huelmos, M.L. Martin-Mariscal, J. Martinez-Milla, M.L. Gonzalez-Casaus, J. Fuentes-Antras, O. Lorenzo, J. Farre, L. Lopez-Bescos, J. Egido (Madrid, ES)
- Serum-amyloid-A/LDL complex independently correlated with angiographic severity of coronary artery disease in patients with previous history of cardiovascular events: baseline data from the ANOX study.** P6536  
 – T. Unoki, M. Suzuki, M. Matsuda, Y. Ajiro, T. Shinozaki, S. Sakagami, K. Yonezawa, M. Shimizu, J. Funada, T. Kaneko, Y. Morita, M. Abe, M. Akao, K. Hasegawa, H. Wada (Kyoto, Saitama, Kure, Yokohama, Sendai, Kanazawa, Hakodate, Kobe, Toon, Sapporo and Sagami-hara, JP)
- Inflammatory status and glucocorticoid sensitivity in patients with coronary artery disease.** P6537  
 – L. Jonasson, A. Lundberg, S. Jonsson (Linköping, SE)
- Efficacy of provocative acetylcholine test in chest pain patients with normal coronary angiography: 3-year follow-up from AChPOL Registry.** P6538  
 – J. Bil, T. Pawlowski, R.J. Gil (Warsaw, PL)

#### THROMBOSIS AND ANTITHROMBOTIC IN ACUTE CORONARY SYNDROME

- Frailty predicts major bleeding within 30 days in elderly patients with Acute Coronary Syndrome.** P6539  
 – G.L. Alonso Salinas, A. Marco Del Castillo, M. Sanmartin Fernandez, L.M. Rincon Diaz, M. Pascual Izco, M. Valverde Gomez, D. Del Val Martin, P. Pastor Pueyo, D. Rodriguez Munoz, A. Recio Mayoral, L. Salvador Ramos, D. Marzal Martin, A. Camino Lopez, M. Jimenez Mena, J.L. Zamorano (Madrid, Seville and Merida, ES)
- Red blood cell transfusion independently increases long-term mortality even after one-year follow-up within non-coronary artery bypass grafted acute coronary syndrome patients.** P6540  
 – J. Allonen, M.S. Nieminen, J. Sinisalo (Helsinki, FI)
- Relation between haemostasis parameters and early ST segment resolution and presence of new Q waves at presentation in STEMI patients treated with primary PCI.** P6541  
 – S. Obradovic, B. Dzudovic, Z. Jovic, M. Spasic, V. Subota, M. Stavric, D. Malovic (Belgrade, RS)
- Platelet- and monocyte-derived circulating microparticles and microparticles carrying tissue factor are related to acute myocardial infarction severity in an elderly population.** P6542  
 – G. Chiva-Blanch, V. Bratseth, K. Laake, P. Myhre, H. Arnesen, S. Solheim, L. Badimon, I. Seljeflot (Barcelona, ES; Oslo, NO)
- Features and prognosis of first acute myocardial infarction due to coronary artery embolism: an analysis of the past decade.** P6543  
 – H. Yagasaki, K. Kazushige, Y. Hyodo, S. Ohtsuru, D. Hasegawa, S. Habara, T. Tada, H. Tanaka, Y. Fuku, T. Goto (Kurashiki, JP)
- Persistent circulating platelet and endothelial derived microparticle signature during 6 month follow up of patients undergoing PCI for ACS versus stable angina.** P6544  
 – S. Koganti, D. Eleftheriou, Y. Hong, P. Brogan, R. Gurung, T. Kotecha, R. Rakhit (London, UK)
- Microparticle mediated thrombin generation in coronary artery disease.** P6545  
 – S. Koganti, D. Eleftheriou, T. Kotecha, P. Brogan, R. Rakhit (London, UK)
- Morphological features of intracoronary thrombi in patients with acute ST segment elevation myocardial infarction.** P6546  
 – D. Besh, M. Sokolov, D. Zerbino, Y. Kyyak, O. Boiko (Lviv and Kiev, UA)
- Composition of thrombus in myocardial infarction complicated or not by sudden cardiac death: the TIDE (thrombus and inflammation in sudden death) study.** P6547  
 – P. Guedeney, O. Varenne, C. Nagaswami, C. Maupain, J.P. Empana, M. Tafflet, J.W. Weisel, C. Spaulding, S. Manzo Silberman, D. Brugier, N. Vignolles, X. Jouven, J.P. Collet, G. Montalescot, J. Silvain (Paris, FR; Philadelphia, US)

- Anticoagulation in patients with acute myocardial infarction who were presenting with atrial fibrillation improved clinical outcomes.** P6548  
 – S.-J. Joo, J.-G. Lee, J.-H. Choi, S.-Y. Kim, K.-S. Kim, S.-W. Rha, J.-O. Jeong, S.-C. Chae, D.-J. Choi, Y.-J. Kim, K.-B. Kim, J.-K. Chae, M.-H. Jeong (Jeju, Seoul, Daejeon, Daegu, Seongnam, Jeonju and Gwangju, KR)
- Prognostic impact of thrombus burden as evaluated by OCT in patients with non-ST elevation acute coronary syndromes undergoing PCI.** P6549  
 – N. Braik, M. Chatot, B. Bonnet, R. Chopard, M. Badoz, M.F. Seronde, F. Schiele, N. Meneveau (Besançon, FR)
- Thromboxane B2 as a predictor of long-term outcomes in acute myocardial infarction.** P6550  
 – E. Stodolkiewicz, A. Chrustowicz, M. Rzeszutko, T. Przewlocki, K. Zmudka, M. Sanak, W. Szczeklik (Krakow, PL)
- Effectiveness and safety of ticagrelor and clopidogrel in 16,449 patients with myocardial infarction: a nationwide cohort study.** P6551  
 – E.L. Grove, F. Skjoth, T.B. Larsen (Aarhus and Aalborg, DK)
- Does DAPT-score provide personalized medicine in clinical practice for avoiding bleeding and thrombotic events?** P6552  
 – R. Iijima, N. Kogame, M. Watanabe, H. Niikura, F. Hayashi, Y. Yazaki, M. Tokue, T. Ono, H. Hara, M. Nakamura (Tokyo, JP)
- Prehospital clopidogrel administration in patients with ST-segment elevation myocardial infarction treated with primary PCI. Real life experience from multicenter NRDES Registry.** P6553  
 – T. Rakowski, Z. Siudak, A. Dziejewicz, D. Dudek (Krakow, PL)
- Antiplatelet treatment in diabetic patients with acute coronary syndrome undergoing Percutaneous Coronary Intervention: a the GREEK AntiPlatelet registry (GRAPE) substudy.** P6554  
 – M. Hamilos, S.P. Petousis Stilianos, I.X. Xanthopoulos Ioanna, V.M. Mplani Virginia, S.D. Deftereos Spyros, J.G. Goudevenos John, P.V. Vardas Panos, D.A. Alexopoulos Dimitrios (Heraklion, Patras, Athens and Ioannina, GR)
- Soluble thrombomodulin as a marker of endothelial dysfunction in acute coronary syndrome.** P6555  
 – L. Vasina, N. Petrishchev (St. Petersburg, RU)
- Paclitaxel eluting balloon angioplasty equals everolimus eluting stent implantation in local coagulative and inflammatory responses in stable angina patients.** P6556  
 – K. Yamaguchi, T. Wakatsuki, R. Ueno, H. Ito, T. Ise, T. Matsuura, K. Kusunose, T. Tobiume, S. Yagi, H. Yamada, T. Soeki, M. Sata (Tokushima, JP)
- The timing of cardiac magnetic resonance imaging impacts on the detection rate of left ventricular thrombus after myocardial infarction.** P6557  
 – B. Gellen, L. Biere, D. Logeart, O. Lairez, E. Vicaut, A. Furber, J.J. Mercadier, M. Sirol (Créteil, Angers, Paris and Toulouse, FR)
- The annexin-V binding capacity of circulating red blood cell microparticles is adversely correlated with the severity of acute coronary syndromes: a pilot study.** P6558  
 – N. Papageorgiou, E. Zacharia, G. Siasos, K. Toutouzias, Z. Pallantz, A. Kriebardis, D. Tousoulis (Athens, GR)
- Increase of proton pump inhibitor use after an acute coronary syndrome in cohort from a large Dutch tertiary centre.** P6559  
 – N.P.G. Hoedemaker, P. Damman, J.P. Ottervanger, J.H. Dambrink, M. Gosselink, E. Kedhi, E. Kolkman, R.J. De Winter, A.W.J. Van 'T Hof (Amsterdam and Zwolle, NL)
- Contrast-induced nephropathy after percutaneous coronary interventions predicts short term mortality in patients with acute myocardial infarction.** P6560  
 – G. Lazaros, T. Zografos, G. Siasos, E. Oikonomou, G. Georgiopoulos, M. Vavuranakis, G. Vogiatzi, G.A. Papamikroulis, K. Mourouzias, D. Tousoulis (Athens, GR; Boston, US)
- Superiority of prothrombin complex concentrate versus frozen fresh plasma in cardiologic patients with coumarin intoxication.** P6561  
 – A. Soeiro, M.C. Cesar, B. Biselli, A.S. Bossa, V.A. Araujo, L.A. Hajjar, T.C.A.T. Leal, M.C.F.A. Soeiro, J.P. Vella, C.V. Serrano Jr, M.T. Oliveira Jr (São Paulo, BR)
- Pulmonary embolism: women at high risk.** P6562  
 – E.A. Shmidt, S.A. Berns, O.A. Nagirniyak, P.A. Talyzin, O.L. Barbarash (Kemerovo and Moscow, RU)
- Early antiplatelet therapy upgrade in STEMI patients treated with primary PCI.** P6563  
 – A. Lupi, A. Rognoni, L. Rossi, C. Cavallino, R. Rosso, M. Lazzerio, A.S. Bongo, I. Porto (Novara, Vercelli and Rome, IT)
- LONG-TERM OUTCOME AFTER MYOCARDIAL INFARCTION**
- The impact of the capability of impaired myocardial fatty acid uptake to predict vulnerable patients post myocardial infarction.** P6564  
 – S. Fukuzawa, S. Okino, N. Kuroiwa, K. Yamanaka, T. Uchiyama, M. Inagaki (Funabashi, JP)
- Temporal trends in employment status after myocardial infarction: Insights from Danish nationwide registries.** P6565  
 – L. Smedegaard, A.K. Nume, K. Kragholm, M.G. Charlot, G.H. Gislason, P.R. Hansen (Hellerup and Aalborg, DK)
- Lower long term relative survival and higher excess mortality in women and in elderly after acute myocardial infarction: a national cohort study using 180,368 cases from the SWEDEHEART registry.** P6566  
 – O.A. Alabas, M. Rutherford, M. Hall, K. Szummer, B. Lindahl, C.P. Gale, T. Jernberg (Leeds and Leicester, UK; Stockholm and Uppsala, SE)

- Regional variations in patient characteristics, management and 2-year mortality of ST-segment elevation myocardial infarction in Europe, Latin America and Asia. The EPICOR and EPICOR-Asia studies.** P6567  
 – H. Bueno, X. Rossello, S.J. Pocock, F. Van De Werf, C.T. Chin, N. Danchin, S.W.-L. Lee, J. Medina, A. Vega, Y. Huo (Madrid, ES; London, UK; Leuven, BE; Singapore, SG; Paris, FR; Hong Kong, HK; Beijing, CN)
- Regional variations in patients, management and 2-year mortality of non-ST-segment elevation acute coronary syndromes in Europe, Latin America and Asia. The EPICOR and EPICOR-Asia studies.** P6568  
 – H. Bueno, X. Rossello, S.J. Pocock, F. Van De Werf, C.T. Chin, N. Danchin, S.W.-L. Lee, J. Medina, A. Vega, Y. Huo (Madrid, ES; London, UK; Leuven, BE; Singapore, SG; Paris, FR; Hong Kong, HK; Beijing, CN)
- Prognostic impact of previous history of myocardial infarction in patients with acute myocardial infarction differs according to initial use of statin therapy. The FAST-MI 2010 registry.** P6569  
 – E. Puymirat, E. Riant, B. Popovic, G. Lemesle, P. Motreff, T. Cuisset, M. Laine, P. Richard, G. Taldir, P. Cazaux, M. Elbaz, J. Ferrieres, F. Schiele, T. Simon, N. Danchin (Paris, Vandoeuvre-lès-Nancy, Lille, Clermont-Ferrand, Marseille, Caen, Saint-Brieuc, Lorient, Toulouse and Besançon, FR)
- Angiotensin converting enzyme inhibitors and angiotensin II receptor blockers are associated with improved outcome but do not prevent new-onset atrial fibrillation after acute myocardial infarction.** P6570  
 – G. Batra, P. Andell, D. Erlinge, S. James, L. Lindhagen, J. Spaak, J. Oldgren (Uppsala, Lund and Stockholm, SE)
- One-year prognosis of patients with myocardial infarction and non-obstructive coronary artery disease (MINOCA).** P6571  
 – R. Tavella, S. Pasupathy, J. Lu, M. Arstall, D. Chew, M. Worthley, C. Zeitz, J.F. Beltrame (Adelaide, AU)
- Coronary artery ectasia associates with future cardiac events in patients with acute myocardial infarction.** P6572  
 – T. Doi, Y. Kataoka, T. Noguchi, S. Kawakami, T. Nagai, T. Kanaya, Y. Tahara, Y. Asaumi, H. Ogawa, S. Yasuda (Osaka, JP)
- Impact of optimal medical treatment on long-term prognosis of acute coronary syndromes patients with incomplete revascularization.** P6573  
 – A. Cordero, C. Gunturiz, M. Garcia-Carrilero, R. Lopez-Palop, P. Carrillo, A. Frutos, F. Ribes, M. Juskova, J. Moreno-Arribas, V. Bertomeu-Martinez (Alicante, ES)
- Levels of galectin-3 measured during hospitalization predict adverse left ventricular remodeling after anterior STEMI treated with primary PCI.** P6574  
 – G. Caretta, R. De Maria, M. Parolini, G.L. Galeazzi, L. Moschini, S. Testa, S. Pirelli, G. Di Tano (La Spezia, Milan and Cremona, IT)
- Long-term secondary prevention of acute myocardial infarction, guidelines adherence and outcome.** P6575  
 – C. Ergatoudes, E. Thunstrom, A. Rosengren, L. Bjorck, K. Bengtsson Bostrom, K. Falk, M. Fu (Gothenburg and Skovde, SE)
- Comparative performance of ATRIA and GRACE risk scores in predicting long term adverse events in patients with acute myocardial infarction.** P6576  
 – G. Cetinkal, C. Kocas, S. Arslan, B. Balaban Kocas, O. Abaci, O. Sukru Karaca, Y. Dalgic, O. Selim Ser, A. Yildiz, S. Mesut Dogan (Istanbul, TR)
- The residual SYNTAX score provides the strongest outcome prediction for patients with post-acute coronary syndrome.** P6577  
 – T. Kawashima, S. Chiba, K. Yamashita, C. Nago, K. Nakamura, N. Miyagi, M. Shimajiri, H. Uehara, M. Isobe (Urasoe and Tokyo, JP)
- Metabolic profiles in cardiovascular patients: predicting recurrent events.** P6578  
 – D. Kofink, R. Eppinga, I. Hoefler, H. Boersma, P. Van Der Harst, G. Pasterkamp, F. Asselbergs (Utrecht, Groningen and Rotterdam, NL)
- Impact of triglycerides/HDL-cholesterol ratio on coronary artery disease severity and in short-term outcome of patients with acute coronary syndromes.** P6579  
 – A.T. Timoteo, S.A. Rosa, M.A. Nogueira, R.C. Ferreira (Lisbon, PT)
- Long-term prognosis is related to mid-term glucometabolic status in patients with acute myocardial infarction and abnormal glucose tolerance treated invasively.** P6580  
 – P. Francuz, T. Podolecki, K. Przybylska-Siedlecka, Z. Kalarus, J. Kowalczyk (Zabrze, PL)
- Acute coronary syndrome without classical risk factors: a neglected group.** P6581  
 – R. Ilhao Moreira, M. Coutinho Cruz, A. Abreu, A.T. Timoteo, L. Almeida Morais, I. Rodrigues, P. Modas Daniel, S. Aguiar Rosa, G. Portugal, A. Viveiros Monteiro, P. Teixeira, L. Ferreira, R. Carvalho, R. Cruz Ferreira (Lisbon, PT)
- Early initiation of eicosapentaenoic acid and statin treatment is associated with better clinical outcomes than statin alone in patients with acute coronary syndromes: 1-year outcomes.** P6582  
 – K. Nosaka, T. Miyoshi, M. Iwamoto, M. Kajiya, K. Okawa, S. Tsukuda, F. Yokohama, M. Sogo, T. Nishibe, N. Matsuo, S. Hirohata, H. Ito, M. Doi (Takamatsu and Okayama, JP)
- Temporal trends in early and long-term (up to 5 years) mortality in all patients hospitalized in years 2009-2013 due to acute myocardial infarction in Poland - from nationwide population AMI-PL study.** P6583  
 – M. Gierlotka, T. Zdrojewski, B. Wojtyniak, L. Polonski, M. Gasior, K. Chlebus, A. Kozierekiewicz, L. Wierucki, J. Stokwiczewski, D. Rutkowski, Z. Kalarus, B. Wysocki, M. Zembala, P. Hoffman, G. Opolski (Zabrze, Gdansk and Warsaw, PL)
- Continuing high-risk of long-term cardiovascular outcomes following acute coronary syndrome: a population-level cohort study.** P6584  
 – L. Nedkoff, M. Horsfall, F.M. Sanfilippo, S. Hickling, D.P. Chew, T.G. Briffa (Perth and Adelaide, AU)
- Combined therapy with sitagliptin plus granulocyte-colony stimulating factor in patients with acute myocardial infarction - Long-term results of the SITAGRAMI Trial.** P6585  
 – L. Gross, H.D. Theiss, U. Grabmaier, H.Y. Sohn, E. Hoffmann, W.M. Franz, C. Brenner (Munich, DE; Innsbruck, AT)

**Trends in diagnosis of Dressler's syndrome in the United States from 2003-2013.**

**P6586**

– A.R. Tariq, A. Mantha, S. Bhatia (Orange, US)

**Elevated CA125 is associated with incident heart failure and increased mortality in patients with acute coronary syndrome.**

**P6587**

– T. Yndigegn, H. Grufman, D. Erlinge, J. Nilsson, I. Goncalves, A. Schiopu (Malmö and Lund, SE)

# ESC CONGRESS ROME 2016

## WEDNESDAY 31 AUGUST



Missed a session? Need to see it again?  
Consult videos, slides, abstracts, reports and  
ESC TV interviews on **ESC Congress 365**, your  
free access to ESC Congress content all year long.  
[www.escardio.org/365](http://www.escardio.org/365)

08:30–10:00 | Forum - The Hub

**BASIC SCIENCE HIGHLIGHTS**

		Highlight Session
Chairperson(s): L. Badimon (Barcelona, ES); G.A. Derumeaux (Créteil, FR)		
08:30	<b>Development and cell-based new therapies: stem cells and genes.</b> – A. Bayes Genis (Barcelona, ES)	6588
08:45	<b>Integrative cardiovascular pathophysiology.</b> – C. De Wit (Lübeck, DE)	6589
09:00	<b>Cardiac function.</b> – J.L. Balligand (Brussels, BE)	6590
09:15	<b>Ischaemic heart disease.</b> – K. Preissner (Giessen, DE)	6591
09:30	<b>Atherosclerosis and remodelling.</b> – J. Tunon Fernandez (Madrid, ES)	6592
09:45	<b>Inflammation and immunomodulation.</b> – A.C. Newby (Bristol, UK)	6593

08:30–10:00 | Galileo - The Hub

**2015-2016 YEAR IN CARDIOLOGY PRACTICE – TAKE HOME MESSAGES**

**General Cardiology for Physicians, Technicians and General Practitioners**

		Symposium
Chairperson(s): M. Guenoun (Plan-de-Cuques, FR); R. Asteggiano (Turin, IT)		
08:30	<b>Hypertension and prevention.</b> – D.L. Clement (Ghent, BE)	6594
08:52	<b>Coronary heart disease.</b> – S. Silber (Munich, DE)	6595
09:15	<b>Arrhythmias and devices.</b> – G. Baron Esquivias (Sevilla, ES)	6596
09:37	<b>Heart failure.</b> – D.J. Richter (Athens, GR)	6597



08:30–10:00 | Raphael - The Hub

**RISK FACTORS AND COMORBIDITIES: EFFECTS ON CLINICAL OUTCOME IN CORONARY ARTERY DISEASE** Rapid Fire Abstract

Chairperson(s): A.H.E.M. Maas (Nijmegen, NL); T.K. Steigen (Tromsø, NO)

- 08:30 **Diabetes and time course of adverse events in patients with acute coronary syndromes undergoing percutaneous coronary intervention.** 6598  
 – R. Piccolo, A. Franzone, K. Koskinas, L. Raeber, T. Pilgrim, M. Valgimigli, S. Stortecky, J. Rat-Wirtzler, S. Silber, P. Juni, D. Heg, S. Windecker (Bern, CH; Rotterdam, NL)
- 08:39 **Hemoglobin drop in non-anemic patients with acute myocardial infarction: impact in in-hospital morbidity and mortality.** 6599  
 – B. Picarra, A.R. Santos, J. Carvalho, K. Congo, D. Neves, J. Aguiar, R. Rnsca (Évora and Coimbra, PT)
- 08:48 **Cardiac troponins, type II myocardial infarction and late mortality: a report from the Australian and New Zealand 2012 SNAPSHOT ACS study.** 6600  
 – A. Etaher, D. Chew, J.K. Redfern, L. Cullen, J. Lefkovits, C.J. Elis, C.J.K. Hammett, J.M. Elliott, T. Briffa, D. Brieger, J.K. French (Sydney, Adelaide, Brisbane, Melbourne and Perth, AU; Auckland and Christchurch, NZ)
- 08:57 **Living alone and its effect on cardiovascular health: insights from the CLARIFY registry.** 6601  
 – J. Udell, S. Gandhi, N. Greenlaw, I. Ford, Y. Jang, M. Alcocer Gamba, K. Fox, J.C. Tardiff, M. Tendra, P. Dorian, P.G. Steg, S. Goodman (Toronto, Hamilton and Montreal, CA; Glasgow and London, UK; Seoul, KR; Querétaro, MX; Katowice, PL; Paris, FR)
- 09:06 **Impact of new onset atrial fibrillation in ACS patients: insights from the Swiss AMIS plus registry.** 6602  
 – L. Biasco, D. Radovanovic, H. Rickli, M. Roffi, F. Eberli, R. Jaeger, T. Moccetti, M. Moccetti, P. Erne, G.B. Pedrazzini (Lugano, St. Gallen, Geneva, Zurich, Basel and Lucerne, CH)
- 09:15 **Coronary artery disease and use of dual or triple antithrombotic therapy in patients with atrial fibrillation: the EURObservational Research Programme on Atrial Fibrillation (EORP-AF) Pilot Registry.** 6603  
 – M. Proietti, V. Raparelli, L. Tavazzi, A.P. Maggioni, C. Laroche, G. Boriani, G.Y.H. Lip (Birmingham, UK; Rome, Cotignola and Modena, IT; Sophia Antipolis, FR)
- 09:24 **Prognostic value of obstructive coronary artery disease on CTA in diabetic patients: a meta-analysis.** 6604  
 – C. Celeng, P. Maurovich-Horvat, B.B. Ghoshhajra, B. Merkely, T. Leiner, R.A.P. Takx (Budapest, HU; Boston, US; Utrecht, NL)
- 09:33 **Outcomes of acute coronary syndromes with non-obstructive coronary artery disease: insights from the Alberta COAPT registry.** 6605  
 – K.B. Bainey, P. Kaul, W. Alemayehu, T. Anderson, C. Norris, N. Brass, D. Traboulsi, P.W. Armstrong, R. Welsh (Edmonton and Calgary, CA)
- 09:42 **Long-term clinical outcomes of significant coronary artery spasm patients with metabolic syndrome: 5-year follow-up results after propensity score matched analysis.** 6606  
 – J.K. Byun, S.W. Rha, S.H. Park, J.Y. Park, J.H. Ahn, Y.H. Kim, A.Y. Her, S.Y. Choi, B.G. Choi, Y. Park, S.H. Park, C.U. Choi, C.G. Park, H.S. Seo, D.J. Oh (Seoul, Cheonan, Gumi and Chuncheon, KR)
- 09:51 **Acute coronary syndromes without typical chest pain: the role of comorbidities.** 6607  
 – O. Manfrini, B. Ricci, E. Cenko, Z. Vasiljevic, G. Davidovic, M. Vavlukis, M. Dorobantu, O. Gustiene, B. Knezevic, D. Trninic, D. Milicic, M. Dilic, S. Kedev, L. Badimon, R. Bugiardini (Bologna, IT; Belgrade and Kragujevac, RS; Skopje, MK; Bucharest, RO; Kaunas, LT; Podgorica, ME; Banja Luka and Sarajevo, BA; Zagreb, HR; Barcelona, ES)

08:30–10:00 | Da Vinci - The Hub

**TRANSCATHETER AORTIC VALVES: THE EVIDENCE IS GROWING** Rapid Fire Abstract

Chairperson(s): E. Van Belle (Lille, FR); A. Vivekanandan (Madurai, IN)

08:30	<b>Transcatheter aortic valve implantation in patients with advanced chronic kidney disease: futility or reliability?</b>	6608
	– F. Conrotto, A. Andreis, S. Salizzoni, A. D'Onofrio, M. Agrifoglio, A. Chieffo, T. Regesta, D. Gabbieri, F. Saia, F. D'Ascenzo, M. D'Amico, C. Moretti, M. Rinaldi, F. Gaita (Turin, Padua, Milan, Genoa, Modena and Bologna, IT)	
08:39	<b>Safety and efficacy of single vs. dual antiplatelet therapy in patients undergoing transcatheter aortic valve implantation: a propensity matched analysis from the ITER registry.</b>	6609
	– M. Bianco, F. Conrotto, F. D'Ascenzo, S. Salizzoni, A. Colombo, M. D'Amico, C. Moretti, G. Tarantini, G. Gerosa, M. Rinaldi, F. Gaita (Orbassano, Turin, Milan and Padua, IT)	
08:48	<b>Multivariate predictors for adverse long term outcome after transcatheter aortic valve implantation.</b>	6610
	– T. Walther, H. Moellmann, A. Berkowitsch, S. Ensminger, T. Bauer, A. Beckmann, C. Frerker, A. Welz, K.H. Kuck, F.W. Mohr, C. Hamm (Bad Nauheim, Dortmund, Bad Oeynhausen, Giessen, Duisburg, Hamburg, Bonn and Leipzig, DE)	
08:57	<b>Comparison of transcatheter aortic valve implantation versus surgical aortic valve replacement and medical treatment: a systematic review and meta-analysis.</b>	6611
	– M. Noutsias, A. Ak, I. Porokhovnikov, F. Kuethe, P. Schlattmann (Jena and Herzberg am Harz, DE)	
09:06	<b>Transcatheter aortic valve implantation in high-risk patients with severely stenotic bicuspid versus tricuspid aortic valves.</b>	6612
	– S. Wang, W. Mamuti, Y. Wang, W. Zuo, L. Dong (Kashi and Shanghai, CN)	
09:15	<b>5-year follow-up after transcatheter aortic valve implantation (TAVI) in severe symptomatic aortic stenosis: results from the German TAVI registry.</b>	6613
	– R. Zahn, N. Werner, A. Linke, H. Sievert, H. Eggebrecht, R. Hambrecht, G. Nickenig, K.E. Hauptmann, S. Sack, U. Zeymer, U. Gerckens, S. Schneider (Ludwigshafen, Leibzig, Frankfurt, Bremen, Bonn, Trier and Munich, DE)	
09:24	<b>Multimodality imaging reclassifies aortic stenosis severity in patients undergoing TAVI: effect of three-dimensional imaging and pressure recovery.</b>	6614
	– E.W. Holy, L. Hoffelner, D.L. Nguyen, D. Stocker, T. Frauenfelder, F. Nietispach, M. Taramasso, F. Maisano, T.F. Luscher, F.C. Tanner (Zurich, CH)	
09:42	<b>Outcome of paradoxical low-flow low-gradient severe AS following TAVI: paradoxical vs parallel to outcome of high gradient AS.</b>	6615
	– A. Katbeh, F. Islas, L. Nombela, P. Jimenez, A. Fernandez Ortiz, C. Olmos, P. Marcos Alberca, A. De Agustin, P. Mahia, C. Almeria, J. Luis Rodrigo, M. Luaces, J. Gomez De Diego, L. Perez De Isla, C. Macaya (Madrid, ES)	
09:51	<b>Transcatheter aortic valve implantation in patients with an active cancer disease.</b>	6616
	– N. Mangner, F. Woitek, R. Hoellriegel, S. Haussig, F. Schlotter, G. Stachel, A. Lindner, S. Leontyev, D. Holzhey, F.W. Mohr, G. Schuler, A. Linke (Leipzig, DE)	

09:00–10:00 | Rome - Main Auditorium



**ESC CLINICAL PRACTICE GUIDELINES 2016 – HIGHLIGHTS** Highlight Session

Chairperson(s): S. Windecker (Bern, CH); J.-P. Collet (Paris, FR)

09:00	<b>Dyslipidaemias.</b>	6617
	– A. Cordero (Alicante, ES)	
09:12	<b>Cardiovascular Disease Prevention.</b>	6618
	– G. De Backer (Ghent, BE)	
09:24	<b>Atrial Fibrillation.</b>	6619
	– S. Agewall (Oslo, NO)	
09:36	<b>Heart Failure.</b>	6620
	– J.J.V. McMurray (Glasgow, UK)	
09:48	<b>Cardio-oncology.</b>	6621
	– S. Achenbach (Erlangen, DE)	

10:30–12:30 | Rome - Main Auditorium

ESC CONGRESS HIGHLIGHTS		Highlight Session
	Chairperson(s): G.A. Derumeaux (Créteil, FR); S.G. Priori (Pavia, IT)	
10:30	<b>ESC Congress 2016 Awards.</b> – G.A. Derumeaux (Créteil, FR)	6622
10:42	<b>Arrhythmias.</b> – C. Linde (Stockholm, SE)	6623
10:54	<b>Heart failure and cardiomyopathies.</b> – F. Ruschitzka (Zurich, CH)	6624
11:06	<b>Acute coronary syndromes and acute cardiac care.</b> – K. Huber (Vienna, AT)	6625
11:18	<b>Interventional cardiology.</b> – M. Roffi (Geneva, CH)	6626
11:30	<b>Hypertension.</b> – B. Williams (London, UK)	6627
11:42	<b>Valvular heart disease and pulmonary circulation.</b> – R. Rosenhek (Vienna, AT)	6628
11:54	<b>Imaging.</b> – V. Delgado (Leiden, NL)	6629
12:06	<b>Preventive cardiology.</b> – S. Sharma (London, UK)	6630
12:18	<b>Basic science.</b> – L. Badimon (Barcelona, ES)	6631



# Download the ESC 2016 Mobile App



Browse sessions by Day, Village, Topic, Type or Track & view abstracts, videos, slides & reports

**NEW!** Direct access to Mobile App Interactive Sessions

Create & share your personalised programme (synchronised with your online Scientific Planner)

Receive the latest news

Access exhibitors' details and find onsite practical information

Access maps including ESC Transportation Points

**"ESC 2016" in App Store® / Google Play**



QR code for iOS & Android


## Need help?

Find assistance at the Mobile App Desk located in the walkway (ground floor) between exhibition halls 2&4, and on the SERVIER Stands E3-K100, E3-K500



ESC 2016 Mobile App is supported by SERVIER in the form of an unrestricted educational grant.





**AMGEN<sup>®</sup>**  
**BRINGING**  
**OVER 35 YEARS**  
**OF BIOTECH**  
**EXPERIENCE TO**  
**AN UNMET NEED**  
**IN CARDIOVASCULAR**  
**DISEASE**

**Visit Us at**  
**Booth E3-L100**

**Amgen Cardiovascular**  
**Amgen (Europe) GmbH**  
Dammstrasse 23 Zug - Switzerland  
[www.amgen.com](http://www.amgen.com)  
©2016 Amgen Inc. All rights reserved.

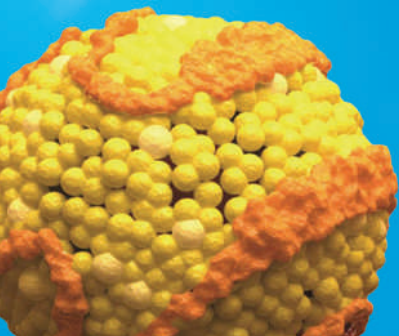
**AMGEN<sup>®</sup>**  
Cardiovascular

# INVITATION



Satellite Symposium at ESC Congress 2016

## PCSK9i: translating data into daily practice



Sunday 28 August 2016, 12.45–13.45

Tallinn-Village 8, Fiera di Roma, Rome, Italy

## PROGRAMME

Chair: Erik Stroes, The Netherlands

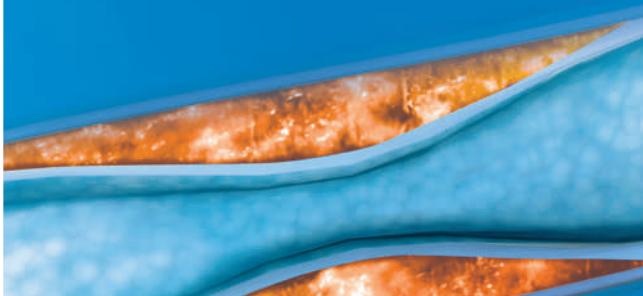
Introduction	Erik Stroes, The Netherlands
PCSK9i: translating the data	Ulrich Laufs, Germany
PCSK9i: treating the right patients in daily practice	Alberto Zambon, Italy
Conclusion	Erik Stroes, The Netherlands

Refreshments will be provided

This Satellite Symposium will be followed by a Satellite Symposium – Experts on the Spot session Tuesday 30 August 2016, 10.15–10.45, The Hub Da Vinci

Satellite Symposium at ESC Congress 2016

## PCSK9i: translating LDL-C lowering into plaque regression and CV event reduction?



Tuesday 30 August 2016, 12.45–13.45

Prague-Village 9, Fiera di Roma, Rome, Italy

## PROGRAMME

Chair: John Kastelein, The Netherlands

Introduction	John Kastelein, The Netherlands
PCSK9i: impacting on plaque regression?	Wolfgang Koenig, Germany
PCSK9i: new horizons in CVD prevention?	Kausik Ray, UK
Conclusion	John Kastelein, The Netherlands

Refreshments will be provided

This Satellite Symposium will be followed by a Satellite Symposium – Experts on the Spot session Tuesday 30 August 2016, 15.45–16.15, The Hub Michelangelo



ESC CONGRESS  
ROME 2016



**LIST OF  
CHAIRPERSONS  
& JUDGES, SPEAKERS  
& DISCUSSANTS / AUTHORS**

## Chairpersons & Judges / Speakers & Discussants / Authors Aal – Ago

NAME	PAGE(S) / PROGRAMME NR(S)	NAME	PAGE(S) / PROGRAMME NR(S)	NAME	PAGE(S) / PROGRAMME NR(S)
Aalaai Andabili, S.H.	P4483	<b>Aboul Magd, A.K.E.D.</b>	<b>17, 18</b>	Adasheva, T.	P6185
Aalen, J.	P750, P754, P755, P6278	Aboulhosn, J.	1116, 2352	Adasme, M.	P6398
Aarnio, K.	P2516	<b>Aboyans, V.</b>	<b>35, 150</b>	Adavane Scheuble, S.	P1443
Aaron, S.	P1431	Aboyans, V.	P886, 1276, P1444, P1469, 2985, P3665, P3748	Adavane-Scheuble, S.	P4357
Aasbjerg Andersen, K.	P3139	Abraham, D.	P3742	Addison, J.	182
Aasum, E.	P5184	Abraham, J.	P5374	Addonisio, L.	P6263
Ababei, M.	1125	Abraham, M.R.	2130	Adenauer, V.	P5535
Abaci, O.	P3802, P6576	Abraham, T.P.	2130	Ader, F.	1138
Abadi, S.	P3590, P5223	<b>Abraham, W.T.</b>	<b>259</b>	Adiels, M.	P2501
Abaecherli, R.	P1679, P2876, P2882, P4779	Abraham, W.T.	154, 337, 1244, P3612, 5851	Adikari, D.	P1548
Abarzua, E.	P2653	Abramova, A.	P3329	Adir, Y.	P767
Abawi, M.	P4669, P6458	Abramowitz, Y.	P1735	Adiyaman, A.	P4778
Abazid, R.	P5218, P6166	Abrams, D.J.	P627, P1158	Adjedj, J.	P965, P1401, 3078, P3099, P4415, P4423
<b>Abbady, M.</b>	<b>17, 18</b>	<b>Abreu, A.</b>	<b>24, 31</b>	Adlam, D.	5819
Abbady, M.	24	Abreu, A.	139, P532, 2333, P2434, P2744, 3161, 4028, P5479, 5832, P6581	Adlbrecht, C.	P3569
Abbasi, S.H.	P1617	Abreu, G.	P909, P2847, P4746	<b>Adler, Y.</b>	<b>149</b>
Abbate, A.	P2834	Abreu, G.A.	P818	Adler, Y.	4048
Abbes, A.	P1755	Abreu, J.	P479, P532, P861, P1486, P2180	Adlova, R.	P1783, P4410
Abchee, A.	P3365	Abreu, L.	P5569	Adnot, A.	P2788
Abd Alaziz, M.S.M.	P2447	Abreu, M.M.N.	357	<b>Adnot, S.</b>	<b>206</b>
Abd Alhadi, F.	4271	Abseeva, V.M.	P3120	Adnot, S.A.	P4632
Abd Alwahab, M.F.	P2447	Abssi, M.	P3116	Adragao, P.	P5341, P5359
Abd El Hakim, D.E.D.	P522	Abtan, J.	5141	<b>Adragao, P.P.</b>	<b>325</b>
Abd Elghany, M.	21	Abu Arab, T.	P4450	Adragao, P.P.	5096
Abdallah, Y.	P6333	Abu Assi, E.	P1660, P3780	Adriouch, S.	P495
Abdel-Wahab, M.	P3687, 4944, 4945	Abu Baker, B.A.	P2594	Adukauskaite, A.	P5525
Abdelghani, M.	P5549	Abu Daya, H.	2133	Adwani, S.	P1403
Abdelhamid, M.	35, P4359	Abu Sharar, H.	P1485	Adzintsou, V.A.	P3685
Abdelhamid, M.A.	P2692	Abu-Assi, E.	P2593, P2858, P2859, P3758, P4133, P5597, P5943	Aebischer, N.	5747
Abdellatif, M.	P6491	Acar, B.	P914, P3438, P5286, P5909, P6199	Aeschbacher, S.	P816, P3091, P4478
Abdelrasoul, M.	P719, P1180, P2717, P4084, P4088, P4305, P4389, P4637, P5501	Acar, P.	5791	Afable, M.A.	P6168
Abdelwahab, A.A.	P1578	Accetta, G.	P4100, P4971	Afiune Neto, A.	P5507
Abdollah, H.	P1559	Accorsi, T.A.D.	P6456	Afolabi, A.	P1382, P3464
Abdul Rahman, E.	P3399	Acena, A.	P805, P6535	Afonso, L.	P4329, P4758, P5555
Abdul-Khaliq, H.	1117	Acevedo, M.	P502, P6398	Afonso Nogueira, M.	1361, P1795, P5479
Abdul-Rahman, D.	P3511	<b>Achenbach, S.</b>	<b>138, 152, 253</b>	Afshar, H.	P3816
Abdullaeva, G.J.	P3797	Achenbach, S.	1042, P2850, 4149, P4431, P4755, 4803, P5216, P5221, 6621	Afzal, S.	P2451
Abdullah, S.	P5392	Achilli, F.	1098	Agabiti Rosei, C.	P4388
Abdulsattar, Y.	1357, 2065	Achterkamp, S.	P2590	Agabiti Rosei, E.	103, 2055, P4388
Abe, D.	6058	Acikel, S.	P3753	<b>Agabiti-Rosei, E.</b>	<b>36, 155</b>
Abe, H.	P4547, P4581, P5434	Acin, F.	P614	Agabiti-Rosei, E.	321
Abe, K.	P856, P864, P1772, P3138, P4679, P6484	Ackerman, M.J.	P627, P1158	Agalbato, C.	5145, P5229
Abe, M.	P804, P911, P1546, P2511, P2549, P2572, P3491, P4577, P4606, P4969, P5272, 5757, P5942, P6238, P6439, P6536	Ackermann, D.	P3091	Agaltsov, M.V.	P4639
Abe, N.	P2684, P6421, P6422	Ackermann, E.J.	P4955	Agapito, A.	P1497, P1795
Abe, R.	P3579, P6373	Ackland, G.	387	Agarwal, S.	2384
Abe, S.	P1417	Acosta Martinez, J.	P1160, P3498	Agarwal, S.K.	P1647
Abecasis, J.	P573	Adachi, H.	P1677, P3657, P4609	Agbaedeng, T.A.	P4466
Abecassis, M.	P2157	Adachi, K.	P5448, P6275	Ageeva, N.V.	P2472
Abellas Sequeiros, R.M.	P6270	Adalsteinsdottir, B.	P4716	Agelaki, M.	P3380
Abellas-Sequeiros, R.A.	P2550, P2588, P6288	Adam, G.	1346	Ageno, W.	P3711, P4124, 4267
Abelow, A.	P1836, P3803	Adam, J.	P971	Ager, M.L.	179
Abi Khalil, C.	171	Adam, T.	P651, P4576, P4772, P4776	Ageron, F.X.	P5429
Abid, D.	P1760, P5545	Adamczak, M.	P5397	<b>Agewal, S.</b>	<b>37, 273, 311, 366</b>
Abid, L.	P1760, P5545	Adamczyk, K.	2379	Agewal, S.	322, 6023, 6619
Abid, S.	P2788	Adamo, F.	P526	Aggarwal, N.	P5442
Abidin, N.	P4706	<b>Adamopoulos, S.</b>	<b>313</b>	Aggarwal, S.	P499, P2763
Abiodun, A.T.	P244	Adamopoulos, S.	P2650, P2687, P3514, P4604	Aggelakas, A.	P1180
<b>Abir-Khalil, S.</b>	<b>138</b>	Adams, D.	P521, P2387, P2795, 5144	Aggelaki, M.	P5270, P6188
Abizaid, A.	P1747, P2868, P4308	Adams, H.	P4638	Aggeli, C.	P845, P853, P888, P1142, P1468, P1482, P3358, P3429, P3692, P4670, P4713, 4931
Aboal, J.	P645	Adams, K.F.	2365	Aggeli, D.	P2150
Abolkassem, M.	P1454	Adams, V.	P971, P4335, 4828, P6340	Aggeli, K.	P4088, P4637, P5501
Abosaleem, B.	P1710	Adamson, P.A.	P1197, P4791	Aggio, S.	P3575
Abou, R.	P1646, P4355	Adamyman, K.G.	P770	Aghimandi, S.	P505, P819, P828
Aboul Einen, H.	22	Adao, L.	P1554	Agis, H.	P1672, P2664
		Adao, R.	P5400, P5406	Agliano, B.	P2441
				Agnelli, G.	165, 5722, 5967
				Agostinho, J.	P1555, P1556, P4515, P5303, P6221, P6249



## Chairpersons & Judges / Speakers & Discussants / Authors Ago – Alb

NAME	PAGE(S) / PROGRAMME NR(S)	NAME	PAGE(S) / PROGRAMME NR(S)	NAME	PAGE(S) / PROGRAMME NR(S)
Agostinho, J.R.	2308, P3330, P5311	Aijigitov, T.	P5518	Ako, J.	P529, P673, P756, P788, P1618,
Agostini, C.	1104, 1106, 1108	Aikawa, T.	P716		P2671, P2862, P3515, P3757, P4455,
Agoston, G.	P4352	Aiki, T.	3293		P4459, P4710, P5939, 5975
Agostoni, P.	P241, P2159, P4669, P6458	Ailawadi, G.	2114	Akodad, M.	P1701
<b>Agricola, E.</b>	<b>21</b>	Aimo, A.	P3596, P4571	Akoumianakis, I.	2254
Agricola, E.	P1144, P1750, P3339	Ainla, T.	P5930	Akpek, M.	P6475
Agrioglio, M.	P1761, P6463, 6608	Airaksinen, J.	1355, P1826, 4237, P4655,	Aksakal, E.	1119, P4426, 4943
Agrogiannis, G.	P616, P2143, P3706, P4319,		P5509	Aksnes, T.A.	1285
	5107	Airaksinen, K.E.	P1525	Aksoy, A.	P4975
Aguade-Bruix, S.	P249	Airaksinen, K.E.J.	1881, P3453	Aksoy, H.	P670
Aguado, R.	181	Airo, P.	P6397	Aksyonova, A.	P2470
Agudo, P.	P511, 5974, 5981	Aissa, S.	P4985	Aktan, M.	P824
Aguiar, C.	P1628, P6371	Aissaoui, N.	125, P1510, 4827	Akutsu, N.	P2821, P5633
Aguiar, J.	P2877, P4750, P4752, 4897,	Aissopou, E.	P6232	Akyel, A.	P3753
	P5607, 6599	Aisu, H.	P537, P1664	Akyol, A.	P5420
Aguiar, J.F.	P915, P933	Ait Mokhtar, O.	P2819	Akyol, T.K.	P824
Aguiar Rosa, S.	P479, P861, 1361, P1486,	Ait-Ali, L.	P1192, P1738, 2286, 6093	Akyuz, A.	P2776
	P2744, P5205, P6581	Aiydin, M.I.	P484	Akyuz, A.R.	P4443
Aguilár, E.M.	P6459	Aizawa, K.	P6313	Al Amri, I.	P1409
Aguilar, R.	P2781, P6482	Aizawa, T.	P3422	Al Binali, H.A.	P4744
Aguilar-Torres, R.	P509, P2460, P2521	Aizawa, Y.	48, P680, P1564, 4288, P4514,	Al Haj Zen, A.	P6314
Aguilera Tapia, B.	P2808		P5334	Al Hawary, A.	P543
Aguirre, N.	5974, 5981	Ajaero, C.	P234	Al Maghawry, L.	P543
Ahearn, J.	6050	Ajiro, Y.	P804, P911, P6536	<b>Al MUSAAD, A.</b>	<b>213</b>
Aherrera, J.A.M.	P6209	Ajjan, R.	P3602	Al Rayes, R.	P5588
Ahlberg, G.	1129, P3487	Ajmone Marsan, N.	158, P1409, P1429,	Al Rezk, M.A.	P3663, P3672, P6401
Ahlberg, G.A.	P1582		P1502, P1645, P1646, P1790, 1977, 4276,	Al Shahi, H.	P5408
Ahlehoff, O.	P4982		P4355, P6478	Al Suwaidi, J.	P4744
Ahmad, S.	P3111	Ak, A.	6611	Al-Admawi, M.	P1746
Ahmad, Y.	P3086, P3088	Akabane, T.	2261, P4580	Al-Ahmad, A.	3300, 3301, P4463, P4486,
Ahmad-Nejad, P.	P6230	Akaberli M Beddaoui, A.	P1431		P5328, P5335, P5343, P5354
Ahmadi, A.	P4951	Akagi, T.	P534, P1592, P5296	Al-Amri, M.	P1746
Ahmed, A.	389, P1690, P1698, P2558,	Akalin, A.	P4551	Al-Daydamony, M.	P1422
	P3371, P4077, P5218, 5844, P6166	Akanuma, H.	P6200	Al-Halees, Z.	P1746
Ahmed, E.	P4744	Akao, M.	P804, P911, P1546, P2511, P2549,	Al-Harbi, H.	P1746
Ahmed, F.Z.	2312		P2572, P2745, P3491, P4577, P4606,	Al-Jabri, A.	3076
Ahmed, N.F.A.	P3727		P4969, P5272, P5522, 5757, P5942,	Al-Jarallah, M.	171, P1627
Ahmed, R.	P5584		P6238, P6434, P6439, P6536	Al-Jazairi, M.I.H.	P5313
Ahmed, S.H.	P4359	<b>Akasaka, T.</b>	<b>197, 244</b>	Al-Kaisey, A.	P2416
Ahn, J.	P3407	Akasaka, T.	P475, P2442, P2829, P2848,	Al-Khalili, F.	3072, P3492, P4099
Ahn, J.H.	P250, P907, P917, P924, P1184,		3082, P4353, P5591	Al-Lamee, R.	P3086, P3088
	P1463, P1579, P1854, P2518, P2524,	Akasheva, D.	P2174	Al-Mahmeed, W.	P1627
	P2817, P3447, P3448, 4076, P4414,	Akasheva, D.U.	P4639	<b>Al-Mallah, M.</b>	<b>373</b>
	P5265, P5631, 6606	Akashi, H.	P4554	Al-Mallah, M.	389, P1690, P4077, P5156,
Ahn, J.M.	P2443, 4244	Akashi, H.A.	P6335		P5218, P6166
Ahn, K.T.	P919, P5266, P5589, P5636, 5737	Akashi, T.	P2644	Al-Motarreb, A.	P1627
Ahn, M.S.	P213, P2716	Akashi, Y.	P2433, P3757, P5937	Al-Omran, M.	1880, P3141, 4277
Ahn, S.G.	P213, P2716	Akashi, Y.J.	P865, P3360, P3370	Al-Oufi, S.	P1746
Ahn, S.Y.	P1841	<b>Akazawa, H.</b>	<b>324</b>	Al-Shaid, M.	P1746
Ahn, T.-H.	P6187	Akbal, O.	P3714	Al-Suwaidi, J.	171, P1627
Ahn, T.H.	P621, P5637	Akboga, M.	P914	Al-Zaki, M.	P6472
Ahn, Y.-K.	P6187	Akboga, M.K.	P1565	Al-Zakwani, I.	P1627
Ahn, Y.	P215, P1814, P2486, 3066, P4734,	Akdeniz, B.	P5556, P6178	Ala-Korpela, M.	3946, P5503
	P5615, P5625, P6325	Akdis, D.	P631, P1190	Alaa, M.	P6491
Ahn, Y.K.	P2827, 3304, P3801, P4541,	Akerblom, A.	P2427, P6231	Alabas, O.A.	P5653, 5742, P6566
	P5651, P6240, P6446	Akgul Ercan, E.	P670	Alamanni, F.	P1761
Ahrens, D.	P1686	Akhmedov, A.	P505, P711, P1803, P2638,	Alan, S.	P2435
Ahrens, J.H.	P2624		P3625	Alashry, M.	P200, P1742, P2148
Ahsan, A.J.	P5600	Akil, M.A.	P2776	Alassas, K.	P1757, P5291
Ahsan, S.	2384	Akilli, R.E.	P4595	Alba, P.A.	4071
Ahsan, S.A.	5151	Akin, I.	P4481, P4510	Albadawy Mohamed, A.	P5586
Aiba, T.	P1560, P1643, P3473, P3613, P4314,	Akinlade, O.M.	P4517	Albadri, A.	P967
	P4980, 5980, P6272, P6295	Akintunde, A.A.	P4517	Albarran, A.	P1774
Aichinger, J.A.	P2681	Akita, K.	P4973, P5408	Albayrak, D.	P824
Aichner, S.	P3124	Akiyama, A.	P3126	Albelda, M.T.	P2834, 4296
Aidietis, A.	P3463, P5378	Akiyama, D.	P715, P3777	Albenque, J.P.	P5320, P5361
Aiello, A.	P1707	Akiyama, E.	P235, P4607, P4617	Alber, H.	P1849
Aiglova, R.	P5576	Akiyama, M.	P202	Alber, H.F.	P6415
Aihara, H.	P1474	Akiyama, T.	P5247	Alberio, L.	P5592
Aihara, N.	P1572	Akkaya, E.	P2547, P5333, P5353	Alberola, A.	P3483
		Akkerhuis, K.M.	P1651, 2017	Albert, A.	P1508, 5965

## Chairpersons & Judges / Speakers & Discussants / Authors Alb – Ama

NAME	PAGE(S) / PROGRAMME NR(S)	NAME	PAGE(S) / PROGRAMME NR(S)	NAME	PAGE(S) / PROGRAMME NR(S)	
Albert, J.		P758	<b>Alhabib, K.F.</b>	<b>80</b>	Alonso Rodriguez, D.	P3313
Albertario, A.		P2625	Alhabib, K.F.	1089, P1627	Alonso Salinas, G.	P863, P3760, P4647
Albertini, C.M.M.		P3526	Alhede, C.A.	1058	Alonso Salinas, G.A.S.	P3368
Albertsen, A.E.		P3809	Ali, A.	1077, P1657, P6366	Alonso Salinas, G.L.	P576, P2874, P6539
Albertsson, P.	311, P1825,	P3412	Ali, N.	4279	Alonso-Briales, J.H.	P581, P619, P1669, P2161, 5877
Albiach Montanana, C.		P2453	Ali, O.	P3688		
<b>Albina, G.</b>		<b>263</b>	Alieva, A.	P2714	Alonso-Farto, J.C.	P518
Albina, G.		P3516	Alimohammadi, A.	P1762, P2853, P1312,	Alonso-Gonzalez, R.	P876, P2780, P2811, P3740
Albini, A.	P871, P1775, P2782,	P6485		P3789		
Albrecht, A.		P4445	Alings, A.M.W.	400	Alonso-Martin, J.	P805
Albrecht, C.		P3584	Aliot, E.	P3502	Alonso-Pulpon, L.	3947
Albrecht, D.	P3124, P3144		Aljizeeri, A.	P5218, P6166	Alonso-Pulpon, L.A.	P4999
Albuisson, J.		1138	Aljoufan, M.	P1757, P5291	Alonso-Rodriguez, D.	P857, P5299
Albuquerque, A.		P6150	Alkadhi, H.	P4487	Alos, B.	P841, P1701
Albuquerque, O.A.		P792	Alkalay, R.	P2822	Aloui, S.	P1755
Alburquerque-Bejar, J.J.		P4507	Alkhalil, M.	P668	<b>Alpendurada, F.</b>	<b>79</b>
Albus, C.		359	Alkholder, S.	P6466	Alperi, A.	P3743, P5423
Albusou, L.		P4306	Alla, V.M.	P499, P2763	Alperi Garcia, A.	P6506
Alcalde, O.		P5358	Allaart, C.P.	5869, P6271	Alrezk, R.	P3663, P3672, P6401
Acekelly, M.		P2559	Allahverdian, S.	3969	Alsaileek, A.	P5218
Acides Bocchi, E.		P2799	Allal-Elasmi, M.	P1755	Alshammari, B.	P3455
Aicidi, G.		P205	Allam Elsayed, L.A.	P4363	Alsheikh-Ali, A.	171, P1627
Alcocer Gamba, M.		6601	Allan, V.	3065, 5776	Alsow, S.	P2168
Alcock, E.	P1751, P2757,	P4257	Allanore, Y.	P6397	Altalef, R.	P1622
Alcorn, J.		4239	Allegretto, N.	P5000	Altay, A.	P814
Aldalati, O.	P1751, P2757,	P3690	Allen, C.J.	P3524	Altimir, S.	P5446
Aldama, G.		P3145	Allessie, M.A.	P4472, P4475,	Altinier, A.	P498
Aldama Lopez, G.		P3440	Allijn, I.E.	P4586	Altintas Aykan, D.	P3715
Aldasoro, C.		P6326	Allison, T.A.	P3130	Altioek, E.	P541, P1198
Aldasoro, M.		P6326	Allison, T.G.	P781	Altman, M.A.	P934
Alders, M.		1132	Allo, M.	P4979	Altmann, J.	P1762, P3132
Aldhoun, B.	P1580, P5312,	P6149	Allocca, G.	P5365, P5377	Altschmied, J.	P2172
Aledo, R.		5778	Allonen, J.	P6540	Altunbas, G.	P4522, P4682
Alegria Ezquerro, E.		260	Alouch, P.	P3099	Altunkas, A.	P975
Aleksandric, S.		P3367	Aloul, K.	P823	Altunkas, F.	P975
Aleksova, A.		P1394	Almaas, V.M.	P4362	Altunkeser, B.B.	P824
Alemayehu, W.		6605	Almahmeed, W.	171	Alunni, G.	P5437
<b>Alessi, M.C.</b>		<b>379</b>	<b>Almahmeed, W.A.</b>	<b>37</b>	Alvarado, T.	P5639
Aletras, A.		P516	Almalla, M.	P541, P1198, P4451	Alvarez, J.	P3587, P4717
<b>Alexander, J.</b>		<b>250</b>	<b>Almeida, A.M.G.</b>	<b>214</b>	Alvarez, M.	P686
Alexander, J.	P2586, 3909		Almeida, A.M.G.	2324, 3257	Alvarez Alvarez, B.	P2169, P6211, P6270
Alexander, J.H.	1352, 1353		Almeida, A.R.	P900	Alvarez Iglesias, D.	P5298
Alexanderson, E.	P744, P2388,	P4081	Almeida, B.	P2868	Alvarez Lopez, M.	P6303
<b>Alexanderson Rosas, E.</b>		<b>275</b>	Almeida, J.	P1749, P2491, P2694, 4216,	Alvarez Roy, L.	P3313
Alexandrova, E.		P6164		P5236, P5306, P5307, P6290	Alvarez-Abriel Beatriz, A.A.B.	P2797
Alexandru, D.	P1419, P2760		Almeida, M.	P573, P854, P2158	Alvarez-Alvarez, B.	P876, P4134, P6288
Alexiou, C.		4284	Almeida, P.	P5303	Alvarez-Garcia, J.	P775, P5515, P6417
<b>Alexopoulos, D.</b>		<b>320</b>	Almeida, R.	P3781	Alvarez-Garcia, N.	386, 1085, P2870, P3659, P6451, P6453
Alexopoulos, D.	P1834, P1843, P2831,	P5611, P6100	Almeida Filho, P.C.V.	P5507		
Alexopoulos Dimitrios, D.A.		P6554	Almeida Morais, L.	P1497, P2744, P5479,	Alvarez-Gonzalez-Rodes, R.	P2798
Alfadley, F.	P1757, P5291			P6581	Alvarez-Iglesias, D.	P2588
Alfaiate, T.		5141	Almeida-Gutierrez, E.	6055	Alvarez-Lopez Miguel, A.L.M.	P2797
Alfakih, K.		P1691	Almendro-Delia, M.	P1842	Alvarez-Rodriguez, L.	P6288
Alfaleh, H.F.		P1627	Almendros, I.	P705	Alvaro, R.	P6418
Alfarano, M.		P4334	Almer, G.	4284	Alver, M.	P5930
Alfie, L.		P1449	Almeria, C.	P509, P1447, P2460, 6615	Alves, J.P.	393
<b>Alfieri, O.</b>		<b>142, 306</b>	Almirante, B.	P249	Alves, L.B.O.	P217, P3529
Alfieri, O.	26, P842, 1278, P1750		Almohdar, S.	P5218	Alves, P.	P4732
Alfonso, E.		P5252	Alogna, A.	P776, P4452, P5559	Alvino, V.	P6114
Alfonso, F.	P2521, P3432, P5281, P5639,	5974, 5981	Alonso, A.	5761	Alvino, V.V.	P6128
Alfonso Mantecosa, F.		4946	<b>Alonso, C.</b>	<b>30</b>	Alzubaidi, S.	P6516
Alfonzetti, E.	P1675, 2256, P4348, P4575,	P4597	Alonso, G.	P2166, P2167, P5579	Alzueta, J.	P1162, P6286
Alfredsson, J.	P1837, P4122, 5078		Alonso, J.	P1596	Alzueta-Rodriguez, J.	P6303
Algalarrondo, V.	170, P521, P2387, P2795,	5144, 5973	Alonso, N.	P6377	Alzugaray, P.D.	P2885
			Alonso, R.	181, P825, P2779, P4988	Amabile, N.	P4435
			Alonso, S.	P1764, P1774	Amadeo, F.	P2764, P6463
			Alonso Charterina, S.	P3744	Amado, J.	P2860
			<b>Alonso Garcia, M.A.</b>	<b>366, 382</b>	Amador, P.	P675, P1183
			Alonso Garcia, M.A.	5088, 5795	Amadu, A.	1078
			Alonso Gonzalez, R.	3835	Amaki, M.	P3595
			Alonso Martin, J.J.	P746	Amamizu, H.	3817, P4961

## Chairpersons & Judges / Speakers & Discussants / Authors Ama – Ann

NAME	PAGE(S) / PROGRAMME NR(S)	NAME	PAGE(S) / PROGRAMME NR(S)	NAME	PAGE(S) / PROGRAMME NR(S)
Amann, M.	P3804, P5003, P5605	An, Q.	P6129	Andreev, S.	P6146, P6164
Amano, H.	P2528, P3410, P4096	An, S.Y.	1345	Andreini, D.	P219, 3926, 5145, P5229, 5866, P6138, P6157
Amano, K.	P204, P1417, P4385	An, Y.	P1546, P5326, P5522, 5757, P5942, P6434	Andreis, A.	6608
Amano, M.	P843, P1740, P2494, P4708, P5546, P5935, P6392	Anagnostopoulos, C.	P1522	Andrejs, E.	P3450, P3457
Amano, T.	P475, P1404, P1871, P3761, 4252, P4736, P6521	Anagnostopoulos, C.D.	P616, P826, P1478, P3089, 5107	<b>Andreotti, F.</b>	<b>189, 198</b>
Amanullah, M.R.	P2879	Anagnostou, G.	P2583	Andreotti, F.	2901, 2906, 3011, 3217, 4013, 5813
Amara, W.	5680	Anand, A.	P1197, P4788, P4791, 4830	Andreou, C.	P5270
<b>Amarencu, P.</b>	<b>126</b>	Anand, I.	P3649, P4796	Andreou, I.	2988
Amarencu, P.	P2606	Anand, S.	6062	Andres, C.	P1389
Amaro Jr, E.	P795	Anand Professor S Zhang Professor W Shimizu Dr C Narasimhan Professor S-W Park, I.	P2677	Andresen, D.	331
Amat, I.	P6177	Anandabaskaran, S.	P530	Andreu, D.	P1160, P3498
Amat Santos, I.J.	P1406, P2766, P3457, P5548	Anastasakis, A.	P1189, P2803, P4713, 4927, 5976	Andreu, H.	P4717
Amat-Santos, I.J.	P3450, P6465	Anastasiadis, G.	P3402	Andreucci, V.E.	P4957
Amati, F.	P3470	Anastasiou, M.	6007	Andrews, J.	P3647
Amato, M.	P5494	Anastassopoulou, J.	P1620	Andrews, J.P.M.	P1197
Amaya, I.C.M.	P217, P3526	Anavekar, N.	P6171	Andrie, R.	P1496, P1498
Amaya, N.	P1503, 3293, P3658	Ancedy, Y.	P1443, P4357	Andriou, S.	P5940
Ambale-Venkatesh, B.	1893, P5888	Ancona, F.	P1144, P1750, P3339	Andrikopoulos, G.	P4753
Ambegaonkar, B.	P830, P835, P1714, P2713, P4986, P4989	Ancona, M.	P5261	Andrikopoulos, G.K.	61
Ambegaonkar, B.M.	277	Ancona, R.	P2436	Andrikou, E.	P203, P780, P2151, P2502, P2725, P3319, P4390, P4644, 5762
<b>Ambrosetti, M.</b>	<b>206</b>	Anczykowski, J.A.	P5210	Andrikou, I.	P780, P2151
Ambrosetti, M.	2095, 2097	Andell, P.	P936, P2530, P6570	Andronic, A.	P2462
Ambrosio, G.	2911, 2914, P4339, P5285, P5437	Andersen, A.	P3137	Androulakis, A.	P1416, P4383
Ambroz, D.	P5554	Andersen, G.Ø.	P1194, P2855, P3143, P3795	Androulakis, A.F.A.	P3501
Ambroziak, M.	P4542	Andersen, H.R.	1890	Androulakis, E.	P712, P806, P1607, P2479
Amdoeo, A.	P494	Andersen, L.K.	P4767	Andruschuk, V.	P2498
Amellone, C.	P1488	Andersen, M.	P1830	Anegawa, T.	P1521
Ameloot, K.	6091	Andersen, O.	P6278	Ang, L.W.	P2737
Amemiya, K.	P4686	Andersen, O.M.	P1593	Ang, T.K.	P2710
Amemiya, M.A.	P2667, P4709, P6158, P6163	Andersen, O.S.	P755, P769, 4261	Angchaisuksiri, P.	P4971
Amenabar, A.	P1449	Anderson, D.	P1431, 4864	Angebrandt, P.	P5925
Amerena, J.	P2610	Anderson, J.A.	P973	Angeli, E.	P4725
America, A.R.	P6509	Anderson, S.	P3320	Angeli, F.	P506
America, R.	P2463, P2496	Anderson, T.	6605	Angelidis, C.	P3429, P3792
Ametrano, C.	P1670	Andersson, B.	P731	Angelini, A.	5134
Amici, E.	P2446	Andersson, C.	P480, P3392, P6308	Angelini, F.	P5917
Amin, A.	P2584	Andersson, H.B.	P5197	Angelini, G.	P2844, P2845, P6128
Amin, A.S.	1132	Andersson, U.	P506, P2190	Angelini, G.A.	P2615
Amin, H.	171, P1627	Andion Ogando, R.	P3131	Angelini, G.D.	P3335, 6088, P6115, P6330
Amino, M.	P3486	Andjelkovic, K.	P3582	Angelini, L.	1360, P5426, P5462
Amioka, M.	P2183	Ando, G.	P2825	Angelini, L.	P4088, P4389, P4637, P4646, P4670, P5501, 5985, P6408
Amir, O.	P767	Ando, H.	P1871	Angelis, A.	P4670, P5501, 5985, P6408
Amirov, B.	P5508	Ando, K.	P587, P588, P591, P1413, P1815, P2600, P2751, P3406, P3420, P3449, P3535, P3679, P5326, P5366, P5448, P6275	Angelkov, L.	P6197
Amiya, E.	P5424	Andonov, S.	P2709	Angeloni, E.	P2484, P5900, P6383
Ammann, P.	P2607	Andor, M.	2102, P2878	Angeras, O.	311, P2530, P3412
Ammar, A.S.	P2447	Andorin, A.	P632	Angermann, C.E.	P758, P1641, 5121, P5165, P5458, 5706, P6124, P6396
Ammar, M.A.S.	P2447	Andrade, A.	P2459	Angermund, C.	P2641
Ammari, T.	P973	Andrade, J.	P3382	Angioliello, D.	P5004
Ammendola, E.	P3504, P3527	Andrade, M.	P1749	<b>Angioliello, D.J.</b>	<b>213</b>
Ammirati, E.	P3374, P5885	Andrade, M.J.	P854	Angioliello, D.J.	P5600, 5970
Amodeo, A.	P2612, P5464	Andralois, I.	P2498	Angoulvant, D.	P1389, P1507, P1543, P3105, P4448, P4995, P5940
Amor, A.	P4999	Andrassy, P.	P1835	Angrisano, A.	P2398
Amor, M.	P3445	Andre-Gregoire, G.	4285	Anguera, I.	P1160, P3503, P3512, P6286
Amores-Arriaga, B.	P1424	Andreadou, I.	P615, P742, P2627, P2740, P2741, 4194	Anguera Camos, I.	P1162
Amorim, M.J.	P1749, P2481, P2490, P2491	Andreadou, J.	P2849	Anguita, M.	P6436
Amoros-Figueras, G.	P1822	Andreas, M.	P3569	<b>Anguita Sanchez, M.P.</b>	<b>34, 41</b>
Amosova, E.	1368	Andreasen, J.	P5475	Anguita Sanchez, M.P.	282
Amosova, K.	P563	Andreasen, L.	P1582	Angulo, R.	P2413, 5761
Amouyel, P.	P4120	Andreassen, A.K.	P769, 4261	Anholm, C.	P760, P5379
Amr, A.	P5179, P5447	Andreassi, M.G.	P779, P813, P1738, 5147, P5170, 6093	Anido Herranz, U.	P1660, P3780
Amrani, M.	P1155, P2500, 5149			Anker, M.S.	2101
Amraoui, S.	P2401, P3502			<b>Anker, S.D.</b>	<b>24, 42</b>
Amsallem, M.	P6493			Anker, S.D.	152, 411, 2101, 2939, 5123, 5691, 5694, 5829, 5847
Amsellem, V.	P2788			Annabi, M.S.	4163, 4164
Amstalden, H.	P711, P6324			Annoni, A.	5145, P5229

# Chairpersons & Judges / Speakers & Discussants / Authors Ann – Arr

NAME	PAGE(S) / PROGRAMME NR(S)	NAME	PAGE(S) / PROGRAMME NR(S)	NAME	PAGE(S) / PROGRAMME NR(S)	
Annzai, H.		P597	Aon, M.	2130	Archangelidi, O.	P1722
Anouar, Y.		P495	Aono, J.	P6530	Arcopinto, M.	P6367
Anousakis, N.		P3706	Aonuma, K.	P715, P1159, P1572, P1636, P2461, P2790, P3133, P3610, P3777,	Ardissino, D.	P3468
Anousakis-Vlachochristou, N.		P906		P4347, P5344, P5552	Arellano, C.	P4999
Ansell, J.E.		P3479			Arena, G.	2383, P5365, P5377
Anselme, F.		P5320, P6245	Aonuma, K.A.	P1426	Arena, M.	3076
Anselmi, A.		P4574	Aotuka, H.	P710	Arena, R.	P5477
Anselmino, M.		P490, P3085, P5332, P6257	Aouadi, M.	2934	Arenal, A.	P5339
Antezana-Castro, J.		6055	Aoyama, A.	P788, P3126	Arenal Maiz, A.	5780
Anthonio, R.		P4311	Aoyama, T.	P612, P2519, P2722, P2751	Arendacka, B.	P3508
Anthonio, R.L.		P3437	Aoyama, Y.	P2533	Arfelli, E.	P2170
Anthony, J.		P4384, P4576	Aparci, M.	P670	Argenton, F.	P496
Anthopoulos, P.		P569, P2160	Apor, A.	P6273	Argiento, P.	P868, P3592, P5557, P6492
Antignac, M.		P1146, P4958, 5991	Apostolakis, S.	P1537	Argiro', G.	P4380
Antikainen, R.		390	Apostolou, E.A.	P1624	Argueso, R.	P825
Antinofli, V.		2138	Apostolovic, S.	P2676, P6344	Argyris, A.	P6232
Antinozzi, C.		P4550	Appelbaum, S.	P503, P814, P2191, P6234	Arheden, H.	P516, P6480
Antlanger, M.		3949, P6393	<b>Appelman, Y.</b>	<b>266</b>	Arias, C.	P5579
Antman, E.		5875	Appelman, Y.	6038, 6040	Arias, M.A.	P682
<b>Antman, E.M.</b>		<b>271</b>	Apple, F.	P4796	Arias, O.	P3483
Antman, E.M.		1354, 1876, 1879, P4970	Applegate, B.	P3684	Arias, P.	5753, 5754
Anto-Michel, N.		289, P2836	Aquaro, G.D.	P1192, 2286	Arias Miranda, C.	P576
Anton, F.P.		P1151	Aquila, I.	P857, P2620, 4291, 4292, 4293,	Arias Valdes, E.M.	P3131
Antonaglia, V.		P4765		P5299	Arias-Jimenez, J.L.	P5515
Antonakis, V.		P203	Aquino, M.	P1827, P3439, P5608, P6225	Arif, S.	P244
Antonatou, K.		P6504	Arabia, G.	P4339	Ariff, B.	P585
Antoncccchi, V.		P2146, P6375	Araco, M.	P4092	Ariga, R.	1891, 2140, 5870
Antonelli, A.		6005	<b>Arad, M.</b>	<b>313</b>	Arima, H.	P2715
Antonelli, B.		P945	Arad, M.	P659, P887	Arima, H.A.	P1182
Antoniades, C.		P712, P806, P1607, 2254, 3832, 3956, P5237	Aradi, D.	P1835	Arimoto, H.	P4756, P4771
Antoniades, L.		P1189, P2803	Aragao, A.A.B.	P568	Arimoto, T.	P1637, P1733, P2512, P2515, P2733, P4464, P4602
Antoniadis, A.		P2407	Aragao, I.P.B.	P568		P2644
Antonijevic, N.		P3709, P6201	Aragiannis, D.	P203, P780, P2725	Arimura, T.	5154
Antonini, A.		52, 4278	Arai, A.E.	P5214	Ariotti, S.	P975, P1610
Antonini, T.		P2795	Arai, H.	P5891	Arisoy, A.	P2438, P2464
Antonini Canterin, F.		P1626	Arai, S.	P5296	Aristizabal, C.	1318
Antonios, T.F.		P1455	Arakawa, T.	P1768	Aristizabal Duque, C.	P903, P6470
Antonucci, D.		P1156, P2828, P2831	Arakelian, V.	P2704	Aritaka, S.	P789
Antonopoulos, A.		P735, P1522, 2254, P3098, P5237, P5465, P6431, P6505	Araki, E.	P5891	Ariyachaipanich, A.	P4769
Antonopoulos, A.S.		P970, 6007, P6533	Araki, M.	P590, P594, P602, P852, 2047, P2529, P2705, 2987, 2989, 3081, P3433, P3785, 4063, P4409, P4421, P4422, P4424, P4425, P4437, P4447, P6137, P6518, P6531, P6532	Ariznavarreta, P.	P664
Antonsen, L.		P953, P3458, P4404, P4446, 5077			Arkenbout, E.K.	P5290
Antoons, G.		P4452	Araki, T.	P595	Arkolaki, E.	P1545
Antov, S.		P605, P966, P6195	Aramburu-Bodas, O.	P5515	Armada, E.	P4764
Antova, E.		P6162	Aran, R.	P3125	Armandi, L.	P5285
Antuna, P.		P5639	Arana, E.	P1160	Armein Hanafy, D.	P1528
Antunes, A.		P922, 5815, P6425	Aranda-Fraustro, A.	P3702	Armeni, E.	P2476
Antunes, H.		P4718	Arandjelovic, A.	P4323	Armstrong, A.	1116
<b>Antunes, M.J.</b>		<b>19, 27</b>	Arangalage, D.A.	P5574	Armstrong, D.W.J.	P3109
Antunes, M.J.		56, 302, 2363, P2492, P2769, 2937, 5794	Arantes, C.	P909, P2847, P4746	Armstrong, P.	P5658
Antunes, P.E.		P2492	Arantes, F.B.B.	P723, P5602	Armstrong, P.W.	1924, 1927, P2669, P6231, 6605
Antz, M.		P2570, P2576, 3148	Arao, M.	P743	Arnaud, P.	P1794
Antzelevitch, C.		P1553, P3562	Aras, D.	P914, P1565, P5193	Amesen, H.	P3143, P6542
Anupraiwani, O.		P2727	Arasaki, O.	P4387	Amlöv, J.	P1734, P6229, P6233
Anwar, M.M.		P1866	Arashi, H.	P2525, P2539, P5234, P5461	Arnold, C.	P2649
Anza, C.		P3666, P6483	Araszkievicz, A.	P956	Arnold, M.	P5221
Anzai, H.		P1479, P2531, P4686	Araujo, A.	P1185, P5470	Arnold, N.	P1748, P2187, P4628
Anzai, T.		P1643, P3595, P3613, P3682, P4685, P4980, 5980, P6359	Araujo, C.	P972, P3781, P4661	Arnoult, F.	P623, P1794, P2399
Anzini, M.		P3732	Araujo, V.	P3129, P5478	Amson, Y.	P1387, P4101, 6060
Anzuini, A.		3306	Araujo, V.A.	P6561	Aro, A.L.	P2516
Aoki, H.		P709, P3323, 4286, P4554, P5382	Araujo Avendano, A.	P5468	Arola, A.	P5573
Aoki, H.A.		P6335	Arbab-Zadeh, A.	5138	Aronheim, A.	P1601
Aoki, J.		P3421, P4579	Arbelle, J.E.	P4624	Aronow, W.S.	P1698
Aoki, M.		P1402	<b>Arbelo, E.</b>	<b>75</b>	Aronsen, M.	174
Aoki, S.		178, P751, P4326, P4983, P5427	Arbelo, E.	1132, 2952, P3481, 4816	Aronson, D.	P3590, P4759
Aoki, T.		P766	<b>Arbustini, E.</b>	<b>201, 318</b>	Arora, R.R.	P2763
Aoki, U.		P1521	Arca, M.	P4539	Aros, F.	P6441
			Arceluz, M.R.	P5342	Arpino, G.	P2184
					Arrabito, E.	4280
					Arrais, M.	P1747

## Chairpersons & Judges / Speakers & Discussants / Authors Arr – Bab

NAME	PAGE(S) / PROGRAMME NR(S)	NAME	PAGE(S) / PROGRAMME NR(S)	NAME	PAGE(S) / PROGRAMME NR(S)
Arrais Dos Santos, M.	P584	Asker, K.	P2416	Ausserwinkler, M.	P2616
Arranto, C.	P6175	Aslam, M.	P721, P4107, P6317, P6322	Austin, C.	P1777
Arranz, H.	P1185, P5470	Aslan, A.O.	P4443	Austin, M.C.	P3807
Arranz Rodriguez, H.	P5468	Aslanturk, O.F.	P4368	Austin, P.C.	1019
Arreche, N.D.	P1622	<b>Asmar, R.</b>	<b>246, 262</b>	Autore, C.	P5194
Arri, S.	P514, P1811, 3077, P4419	Asmar, R.	2054, 3847, 3852	Auweter, S.	P2152
<b>Arribas, F.</b>	<b>251</b>	Asnani, A.	982, 5823, 5825	Avanesov, M.	1346
Arribas, F.	6032	Asner, L.	P550	Avanzas, P.	P2161
Arrieta, F.	P825	Aspelund, T.	P5425	Avdikos, G.	P6188
Arrigo, M.	P4802	Aspromonte, N.	P1642	Avdonina, N.G.	P3401
Arrigoni, L.	P3417	Asproni, R.	P3467, P3468	Avdonina, N.V.	P5244
Arroyo, A.B.	P6334	Asrress, K.	3077	Avezum, A.	P5513, 6070
Arruda Pereira, R.	997, 998	Asrress, K.N.	P514	Avgeropoulou, A.	P1416, P4383
Arsene, C.	P4392	Assabiny, A.	P729	Avian, A.	P870
Arsiwala, T.	4866	Assadi-Khansari, B.	P234, P3688	Avila, A.	P1685
Arslan, E.D.	P3753	Assali, A.	P474, P838, P2482, P6464	Avila, P.	P5339
Arslan, F.	P4555	Assali, A.R.	P3408	Aviles, A.	P1759
Arslan, S.	P787, P3802, P6576	Assali, A.S.	P5219	Avinash, A.	P6189
Arslan, U.	P5420	<b>Assanelli, D.</b>	<b>31</b>	Avitabile, D.	4278, P4539
Arstall, M.	P6571	Assanelli, D.	103	Avizzano, C.A.	P5204
Artamonova, G.V.	P2748	Assef, J.E.	P584	Avkiran, M.	3190
Artemiadis, A.	P3321	Asselbergs, F.	P6578	Avni, H.	P2719
Arthur, P.	P3718, P3719	Asselbergs, F.W.	P5598, 5776	Avolio, E.	P6128
Artico, J.	P3732	Assi, V.	4068	Avsar, M.	3988
Artz, S.A.	P5480	Assis, S.	P3419, P5884	Avsar, S.	P3720
Arutyunov, G.P.	P5481	Assmann, A.	5965	Awantaggiato, F.	4238
Arveiler, D.	P4120	Asso, A.	P682	Awedimento, M.	P223
Arya, A.	P656, P4477, P5360	Assomull, R.	P6366	Awata, M.	P3421, P4395
Arzanauskaitė, M.	1077, P1657, P6366	Astarcioğlu, M.A.	P3806	Awaya, T.	P6167
Asaad, N.	171, P1627, P4744	Astarita, C.	P3362	Axell, R.J.	P1810
Asada, Y.	P1604	Aste, M.	P3520	Axelroud, S.	3989
Asahara, N.	P2745, P2747	<b>Asteggiano, R.</b>	<b>28, 201, 272, 416</b>	Ay, C.	3071, P5308
Asahara, T.	P592	Asteggiano, R.	1979	Ayako, Y.	P3425
Asakura, M.	P3594, P3595	<b>Astin, F.</b>	<b>33, 126</b>	Aydin, M.	P2776
Asanin, M.	P949, P3355, P3443, P3452, P4132, 4895, 5148, P5271, P5282, P5644, P6201, P6202, P6226, P6241	Astle, W.	P5000	Aydin, S.	P6528
Asanuma, H.	P3594	Astudillo, A.	P5423	Aydin, Y.S.	P4350
Asanuma, R.	P5452, P5463	<b>Atar, D.</b>	<b>151, 211</b>	Aydogdu, S.	P914, P4705, P5193, P6528
Asanuma, T.	P196, P197, P539, P2149	Atar, D.	1352, 1359, 1939, P2580, P5624	Aye, C.	5988, P6327
Asaoku, H.	P2183	Atar, S.	P4786, 5961	Aye, C.Y.L.	P1403
Asarcikli, L.D.	P5909	Atas, H.	P3720	Ayele, G.M.	P5641
Asato, T.	P6223	Atas, H.A.	P1770	Ayerdi, L.	P198
Asaumi, Y.	P2499, P5660, P6527, P6572	Ates, I.	P5456	Ayesta Lopez, A.	P730
Asawa, K.	P4394	Athanasiasidis, A.	P6525	Aykan, A.C.	P3715, P4443
Asch, F.	1311	Athanasiasidis, E.	P616, P1478, P1522	Aylward, P.	3310, P6231
Aschauer, S.	P1672, P2664, 5872, P6393	Athanasouli, F.	P5162, P6243	Aytemir, K.	P1565, P3427
Aschermann, M.	P5554	Athanasopoulos, G.	5823, 5825	Azarov, I.E.	P1563
Ascoeta, M.S.	P6299	Atherton, J.J.	3273	Azueta, M.B.	P4367
Asfour, I.K.A.	3294	Atienza, F.	P3561, P4499, P5339	Azevedo, A.	P972, P3781, P4115, P4661
Asgar, A.	P220	Atsumi, W.	P5628	Azevedo, A.I.	P1554
Asher, C.	P520	Attanasio, C.	P1832	Azevedo, O.	P1788, P4707, P4718, P5569, 5865
Asher, E.	P3142, 6044	Attanasio, P.	P2590	Azevedo, P.	P909, P2847, P2860, P4746
Ashida, K.	P4498	Attar, S.	P2822	Azevedo, P.M.	P930, P3770, P5632
Ashida, T.	P5628	Attias, D.	5140	Azevedo Coutinho, C.	P665, P3474
Ashihara, T.	P4497	Atturman, S.	P693	Azevedo Coutinho, M.C.	P6160
Ashikaga, K.	P2456, P6223, P6275	Atwell, D.	4196	Azibani, F.	P4384, P4576
Ashikaga, T.	P834, P1471, P1484, P1821, P2683	Atwater, B.	P6267	Azilazian, Z.	P906
Ashley, E.	P5180	Aubert, J.	5747	Aziz, A.	P883, 4279
Ashley, E.A.	P4981	Aubert, R.	P546	Azizi, M.	5082
Ashman, N.	P3810	Aubry, P.	6084	Aznaouridis, K.	P4088, P4637
Ashover, S.	P1199	Auclair, A.	P3636	Azpiri-Lopez, J.R.	P2466
Ashraf, T.B.	P5892	Auffret, V.	P938, 1364, P3745, 5739	Azteni, F.	P2465
Ashrafian, H.	5870	Auger, C.	P6332	Azzarelli, S.	P6217
Ashton, V.	277, 2359, P3710, P3717	Auger, D.	1077, P5442	Azzouz, A.	P2819
Asil, S.	P3427	Augusto, J.B.	1358, 3070	B Carlsen, E.	P4954
Asimakopoulou, N.	P6449	Aukrust, P.	P2855, P3795	B Santos, R.	P2702
Asimomiti, M.	P906	Aupart, M.	P1507, 3989	Baan Jr, J.	P5544, P6473
Asin Guillen, J.M.	P3131	Auquier, N.	P6245	Baba, K.	P1592
Askar, S.F.A.	P3495	Aurelio, L.	P4563	Baba, S.	2123
		<b>Auricchio, A.</b>	<b>152, 213, 369</b>	Babalarios, V.B.	P3697
		Auricchio, A.	334, P697	Babar, U.	P1838
		Auscher, S.	P4358, 5880		

## Chairpersons & Judges / Speakers & Discussants / Authors Bab – Bar

NAME	PAGE(S) / PROGRAMME NR(S)	NAME	PAGE(S) / PROGRAMME NR(S)	NAME	PAGE(S) / PROGRAMME NR(S)
Babenko, A.	51, P807	Baggio, J.M.	P217	Baldus, S.	P646, P706, P839, 1278, P1407, P2497, P2629, P2871, 4283, 4287, P4548, P4974, P6318
Baber, U.	P1154, P1827, P3439, 3934, P5608, P5609, P6225	Baggish, A.	1322, 4031, 4033, 6057	Balia, C.	P3812
Babic, R.	P6197	Baghai, M.	P867	Balicer, R.	P4101
Babic, Z.	19	Baghdadi, D.	P2399	Balkin, J.	P3125, P5926
Babic-Petkovic, T.	P6197	Baghdady, Y.	P5588	Ball, J.	P3677, P4458
Babirak, S.P.	5777	Baghdady, Y.B.	P1578	Ball, K.	P1682
Babu, G.	P5331	Bagienski, M.	P624	Balla, B.	P2695
Babu-Narayan, S.	P876, P3740	Bagnato, M.C.	P4380	Ballantyne, C.	P2188
Babuty, D.	170, P632, P653, P685, 1053, P1389, P1543, P2598, P3105, P3469, P4995	Bagoly, Z.S.	P5363	Ballantyne, C.M.	441, 442, 443, 445, P5892
Bach, M.	4200	Bagozzi, B.L.	P508	Ballard, M.	P1794
Bacharova, L.	2133	Bagozzi, L.	6076	Ballari, G.P.	P3504
Bache-Mathiesen, L.	P5624	Bagyura, Z.	P553, P5222, P5519	Ballesteros, G.	P682, P1558, P4489, P5368
Bachetti, C.	P871, P1775, P2782, P6485	Bah, A.	P3453	<b>Balligand, J.L.</b>	<b>255, 324</b>
Bachner-Hinzenon, N.	P1816	Bahit, C.	P2586	Balligand, J.L.	6068, 6590
Bachus, E.	3231	Bahrami, T.	P1155, P2500, 5149	Ballocca, F.	P4435
Bacigalupe, J.U.	P2579	Bai, R.	P2404, 3294, P3484, P4486, P5327, P5335, P5337, P5354	Balse, E.	P728
Back, M.	P3127	Baier, M.	P3123	Baltabaeva, A.	P5518
Backes, J.	P717	Baikulova, M. K.H.	P2753	Baltogiannis, G.	1054
Backhaus, T.	1365	Bailey, K.R.	P1726, 2262, P3403	Baltoumas, K.	P4372
Backs, D.	P5165	Bailly, K.	P5472	Balzer, J.	P2451
Backs, J.	4182	Bainey, K.	P2669	Bamberg, F.	P2152, 5137
Backus, B.E.	P2872, P2873	Bainey, K.B.	6605	Bambuch, M.	P1661
Backx, A.P.C.M.	P2813	Bailey, K.R.	P1840	Banach, M.	P713, P1169, P1698, P1704, 2090, P2718, P3650, 4909
Bacova, B.	P4508	Baiocchi, M.	P484	Banai, S.	P1585
Baczko, I.	P3117	Bairamov, A.	51, P807	Banasiak, W.	P817, P1175, P1178, P1619, P2656, P2665, P3499, P4321, P5242, P5399, P5401, P6102
Badacz, R.	P603, P4530	Bairey Merz, C.N.	P959, P1411, 4911	Banaszewski, M.	P1663, P5198
Badagliacca, R.	P868	Baireymerz, C.N.	P967	Banba, K.	P6253
<b>Badano, L.</b>	<b>314</b>	Bajec, D.J.	P5439	Bandara, A.	P1812
Badano, L.	P687, 1021, 5959	<b>Bajraktari, G.</b>	<b>126</b>	Bandera, F.	P1675, 2256, P4348, P4575, P4597
Badano, L.P.	P2462, P4371	Bajraktari, G.	P771, P3430, P5436	Bandettini, W.P.	P5214
Badawi, A.	P6117	Bakal, J.	P1840	Bandini, A.	P3506
Bader, G.	P557	Bakal, R.B.	P6475	Bandini, F.	P813
Badesch, D.B.	5746	Baker, B.	P1827, P1838, P5609	Bando, S.	P1806, P2552
Badilla, E.	P3110	Bakhai, A.	P5495	Bando, Y.	178, P4326, P5427
Badilini, F.	103	Bakhshi, H.	5138	Bando, Y.K.	P2478, P2626, P5409
<b>Badimon, L.</b>	<b>35, 127, 137, 196, 208, 211, 416</b>	Bakhtiyari, F.	P484	Baneras, J.	P4774, P5281
Badimon, L.	P825, P913, P966, P1802, P3791, 4803, 5778, P6436, P6542, 6607, 6631	Bakker, A.	P572	Banerjee, A.	1351, 3065, 5776
Badoz, M.	P6549	Bakker, A.M.	P4724	<b>Banerjee, A.K.</b>	<b>80, 253</b>
Badran, H.	P2692	Bakker, W.	P2635	Banerjee, R.	5870
Badran, H.M.B.	P3727	Bakkers, C.	4056	Banerjee, S.	4061
Badu-Boateng, C.	P1696	Bakloul, M.	P2886	Baneva, N.	P6162
Bae, B.J.	P5529	Bakosis, G.	P2851, P3577, P4589	Bang, L.E.	P822
Bae, D.-H.	P2392	Bakosis, G.B.	176, 1123	Bania, J.	P1619
Bae, H.J.	P2832	Bakris, G.L.	1289	Bank, I.E.M.	P1868, P3794, 4832
Bae, I.H.	P4541	Bal, C.	P5189	Banner, N.R.	P2411
Bae, J.-W.	P2392	Bal, Z.	P4755	Bannon, P.G.	5874
Bae, J.	P2443	Bal-Dit-Sollier, C.	P4760	Banon Gonzalez, R.	P2808
Bae, J.H.	P2827, P5637, P6551, P6240	Bala, D.	P5236	Banovic, M.	P2752, P5439
Bae, J.S.	P5529	Balaban Kocas, B.	P6576	Banszky, R.	P638
Bae, M.H.	P1448, P1567, P1653	Balachandran, K.P.	P6426	Banville, J.	P5001
Baek, A.C.	4232	Balagny, P.	P4666	Banydeen, R.	P2505
Baek, C.	P5410	Balaji, G.	P3524	Bany, R.P.	P618
<b>Baek, S.</b>	<b>244, 245</b>	Balamuthusamy, S.	5966	Banzato, A.	P3805
Baek, S.	2349, 3836	Balanova, Y.	P1730	Bapat, V.	P1756
Baek, S.H.	3066, 3304	Balaszczuk, A.M.	P1622	Baptista, A.	P747, P929
Baek, Y.S.	P629, 1059, P1541, P3736	Balbay, Y.	P5286	Baptista, F.A.	P1464, P2394
Baena, C.P.	P618, P4619, 5755	Balbir-Gurman, A.	P6397	Baptista, R.	P3373, 4933
Baer, F.	P646	Balci, K.	P914, P3438, P5289	Baquet, M.	P1828
Baessler, A.	P1655	Balci, K.G.	P6528	Bara, C.	P3762, 4271
Baetz, D.	P2846	Balci, M.M.	P3438, P5286, P5289, P6199, P6528	Baracca, E.	P3575, P6260
Baev, A.	P608	Baldassarri, A.	P2711	Baracioli, L.M.	P723, P5602
Bagate, F.	P2449	Balde, D.	P4958, 5991	Barakat, A.	P216, P1491, P5372, P5373
Baggen, V.J.M.	P800, P2809	Balderas, E.	P1602	Barallat, J.	2370, 2371, P6377
Baggiano, A.	5145, P5229, 5866, P6138, P6157	Baldi, E.	P643, P2463, 5744	Barampoutis, N.	P1843, 4065
		Baldini, A.	66	Baranchuk, A.	P1559
		Baldini, K.	4238		
		Baldo, A.	P1864, P4625, 5154, P5630, P6204		
		Balducci, A.	P4957		

## Chairpersons & Judges / Speakers & Discussants / Authors Bar – Bay

NAME	PAGE(S) / PROGRAMME NR(S)	NAME	PAGE(S) / PROGRAMME NR(S)	NAME	PAGE(S) / PROGRAMME NR(S)
Baranger, J.	P1437	Baron, E.	P2449	<b>Basso, C.</b>	<b>211</b>
Baraniuk, A.O.	P4619	Baron, T.	6080	Basso, C.	112, P238, P496, P882, P1390, P3509, P4531, 4901, P5398, P5402
Baranova, E.	P2714	Baron Esquivias, G.	4218, 6596	Bastante, T.	4946, P5639
Baranova, E.I.	P3767, P4456	Barone, A.	P4979	Basterra, N.	P682, P1162, P6286
Baranowski, J.	1279	Baronetto, A.	P1514	Bastiani, L.	P2732
Barasa, A.	P1373	Barquero, E.	P5472	Bastos, M.	P6182
Barasch, E.	P1419, P2760	Barr, L.	P3130	Basyal, B.	P2732
Baratta, S.J.	P198	Barra, G.	P2843, P2852	Bataille, S.	P6564
Baratto, M.T.	1014	Barra, S.	2384	Batal, O.	P6495
Barau, C.	P3601	Barrabes, J.A.	399, P4507, P4774, P5281	Batali, A.	P5436
Baravelli, M.	P3666, P6483	Barragan, P.	5153	Batarda, L.	P2180
Barbanti, M.	P2159	Barraud, J.	P1539	Bates, M.C.	3996
Barbar, S.	P4695	Barreda, T.B.	P6407	Bates, S.	P2448
Barbaras, R.	P5894	Barreira, A.	P2702	Bathe, M.	P6490
Barbarash, L.C.	P3698	Barreiro-Perez, M.	5871	Batin, P.D.	3821, P5653, P5662, 5742
Barbarash, O.	P1850, P5275	Barrera, A.	P1160	Batista, J.	P2157, P2158, P5000
Barbarash, O.L.	P3698, P3772, P5581, P6562	Barrera-Chimal, J.	4262, 4285	Batkai, S.	2127
Barbaresi, E.	P5428	Barrera-Cordero, A.	P6303	Battle, M.	392, P705, P1527, 6059
Barbarossa, S.	P6180	Barrero, C.M.	5102	Batool, M.	P4548
Barbash, I.	P838	Barrett, H.	P3784	Batra, A.J.	P642
Barbash, I.M.	P6464	Barrett, M.J.	P4984	Batra, G.	P6570
Barbati, G.	1011, P1143, P3732, P5362, P5460, P6360, P6372, P6380	Barretta, A.	P5917	Battaglia, A.	4186, P6257
<b>Barbato, E.</b>	<b>21</b>	Barretto, R.	P1747	Battioni, L.	P1670
Barbato, E.	P965, P1139, P1401, P1845, 3078, P3096, P3450, P4417, P5257, P5530	Barrios, D.	P4693	Battipaglia, I.	P3527
Barbeito, C.	P3357	Barrios Garrido, E.	5753	Battiston, I.	1360, P5426, P5462
Barbeito Caamano, C.	P3440	Barron, A.J.	P5518	Bauce, B.	P238, P882
Barber, K.R.B.	P3414	Barros, J.V.	P217	Baudouy, D.	4932
Barber-Chamoux, N.	P1701	Barsheshet, A.	P838, P1639, P6464	Baudry, G.	P1780
Barbera, J.A.	P1776	Barsness, G.	P964	Bauer, A.	P658, 1055, P1828, 2134, P2425
Barbero, U.	2280	Bartels, D.	5814	Bauer, B.	P4800
Barbetseas, I.	P3398	Barter, P.	5779	Bauer, F.	32, 162, 164, 1341, P3584, P6245
Barbetseas, J.	P3402	Barth, J.H.	P731	Bauer, T.	1042, P3097, 4282, P5622, 6610
Barbic Zagar, B.	P6411	Barthelemy, O.	P3790, P4666, P5610, 5743	Bauer, T.B.	P4680
Barbic-Zagar, B.	P1711, P1712	Barthelemy, O.B.	P6407	Bauer, U.	1117
Barbieri, F.	P5525	Barthelet, M.	5038	Bauer, U.M.M.	P2815, P3741
Barbieri, L.	P3788, P6198	Bartimoccia, S.	P2605, P3754	<b>Bauersachs, J.</b>	<b>91, 200</b>
Barbiero, S.B.	P2729	<b>Bartlett, B.</b>	<b>272</b>	Bauersachs, J.	151, P698, P699, P700, P759, 1252, 1366, P2815, 3042, 4201, 4917, P6333
Barbisan, J.N.	P4660	Bartoloni, G.	P2193	Bauersachs, J.M.	P227
Barbisan, J.N.B.	P3661	Bartolucci, J.	P2653	Bauersachs, R.	5967
Barbosa, A.	4933	Bartorelli, A.L.	P1761, 5145, P5229	Baum, C.	P500, P6118
Barbosa, I.	P4566	Bartoszewicz, Z.	P4542	Bauman, J.	P1686
<b>Barbosa, M.</b>	<b>386</b>	Bartsra, J.W.	271	Baumann, G.	P4535, P6490
Barboza, C.A.	P1697	<b>Bartunek, J.</b>	<b>375</b>	<b>Baumbach, A.</b>	<b>322, 365</b>
Barboza, C.A.B.	P792	Bartunek, J.	P753, P1139, 1229, P2652, P3798, 3818	Baumbach, A.	P206, 312
Barbuto, L.	P205	Bartykovszki, A.	P5300	<b>Baumgartner, H.</b>	<b>159, 260</b>
Barco, S.	P4695	Bartykowszki, A.	P553, P5519	Baumgartner, H.	P245, P851, 1110, 1117, 1981, 2021, P3693
Barcos Nunes, R.	P3629	Baruah, P.	P4533	Baumgartner, I.	4061
Barengo, N.	390	Baruteau, A.	1134	Baumgartner, J.	2270
Barge-Schaapveld, D.C.Q.M.	P660	Barwad, P.	5771	Bausser-Heaton, H.D.	P894
Bari, Z.	P6289	Barysiene, J.	P5378	Bauters, C.	P5595, P5620, 5816
Bari, Z.S.	2375	Barywani, S.	P810	Bautista Pavez, A.	4214
Baricevic, Z.	P2657	Barywani, S.B.	P4731	Bavendiek, U.	P6333
Barilla, F.	P4539	Basaran, O.	P1439	Bavry, A.	P4483
Barilla', F.	P6386	Basaran, Y.	P1633	Bavry, A.A.	P4131
Barinda, A.J.	P1597	Basavarajaiah, S.	P6212	<b>Bax, J.J.</b>	<b>196, 215, 324</b>
Baris, M.	P5556	Baser, O.	P2584	Bax, J.J.	153, P528, 1316, P1409, P1429, P1502, P1566, P1645, P1646, P1790, 2233, P2765, 3826, P4355, P6269, P6478
Baris, N.	P5556	Bash, L.D.	P1700	Bayam, E.	P3806
Baris, V.	P5922	Bashford, J.	P5459	Bayerl, C.	P2152
Barison, A.	P1192, 2286	Bashir, Y.	1891	Bayes Genis, A.	P3747, 6588
Baritussio, A.	1078	Basile, E.	4294	Bayes-Genis, A.	2370, 2371, P2611, P2621, P2672, P2884, P5446, P5659, P5914, P6377
Barkagan, M.	P931	Basili, S.	P4330, P4342, P4550	Bayliss, M.	P5565
Barksdale, D.J.	P777	Basnlyat, B.	P2732	Bayraktar, F.	P6528
Barlera, S.	2374	Basolo, F.	P2193		
Barletta, M.	P1144, P1750	<b>Bassand, J.-P.</b>	<b>42</b>		
<b>Barna, O.</b>	<b>265</b>	Bassand, J.-P.	419		
Barnard, J.	P4313	Bassi, D.	P2704		
Barnes, A.	P6450	Bassi, M.	P5208		
Baroch, J.	P2403, 5090	Bassiouny, M.	P4496, P5374		

## Chairpersons & Judges / Speakers & Discussants / Authors Bay – Ber

NAME	PAGE(S) / PROGRAMME NR(S)	NAME	PAGE(S) / PROGRAMME NR(S)	NAME	PAGE(S) / PROGRAMME NR(S)
Bayrasheva, V.	51, P807	<b>Belardi, J.</b>	<b>151</b>	Benezet-Mazuecos, J.	P891
Bazal, P.	P6441	Belardi, J.	5100	Benfari, G.	P1745, P2182, P4574
Bazargani, N.	171, P1627	Belardinelli, L.	5978	Benghozi, R.	P5894
Bazoukis, G.	P4304	Belaslin, B.	P782, P3367, P5439, 6048	Bengtsson Bostrom, K.	P6575
<b>Bazzino, O.</b>	<b>308</b>	Beleveslis, T.H.	P492	Benhaïem, N.	P3601
Bear, G.	P1793	Belfiore, A.	5983	Benhorin, J.	P3478
<b>Beattie, J.M.</b>	<b>90</b>	Belfiore, R.	P4765	Benito, B.	P5358
Beattie, J.M.	1235	Belitsis, G.	1115	Benito, N.	2370, 2371, P2672, P6377
Beaubrun, A.C.	P4987	Bely, D.	P2840, P3750, 5987	Benito Gonzalez, T.F.	P3313
Beaumont, J.	P1177, P4569	Bellamy, V.	1886	Benjamin, A.	P6154
Beauverger, P.	P3123	Bellandi, B.	P1156, P2660, P2828, P2831	Benjamin, E.J.	P4313
Beaver, T.M.	P4483	Bellando Randone, S.	P4352	Benjamin, N.	P2785, P2786, P3627, P4376
Bebb, O.	3821	Bellavia, D.	P3570	Benke, K.	P236, P2637
Becane, H.M.	5973	Belle, L.	P939, P3445, P4448, P5429, 5739	Benkhedda, S.	P2819
Becattini, C.	2356, P4696, 5854, 5856, 5858	Belley-Cote, E.P.	P1509	Benkner, A.	P3119
Becher, B.	4866	Belli, R.	P2192, P2198	Benmalek, A.	P2795
Becher, H.	P3381	Belliard, O.	P2449	Bennet, A.	P6357
Becher, S.	3248	Bellibas, S.E.	P3773	Bennet, L.	P4113
Beck, B.	P1378	Bellino, M.	P3735	Bennett, C.	P2393
Beck, J.	P5199	Bellio De Mattos Barretto, R.	P584	Bennett, M.	P3382
Becker, M.-M.	P541, P1198	Bellomo, G.	P3788	Bennett, M.R.	P4527
Becker, R.	P2566	Bellu, R.	6076	Benova, T.	P4508
Becker, R.C.	P2602	Belo, A.	5865	Benson, L.	P4099
Becker, S.	P6139, P6337	Belobradek, Z.	P638	Benson, M.D.	P4955
Beckers, P.	P2679	Beloglazova, I.	P3548	Bental, T.	P3408, P6464
Beckmann, A.	6610	Belohlavek, M.	P1441	Benticuaga Nava, A.	P198
Beckmann, B.M.	P4312	Belostotskaya, G.A.L.I.N.A.	6011	Bentley-Lewis, R.	P1173
Beckmann, E.	4271	Belotti, G.	P6283	Bento, A.	P4752
Beckmann, J.	P2393	Beltrama, V.	5145, P6157	Bento, D.	P930, P2860, P3770, P5632
Beckowski, M.	5741	Beltrame, J.	P4967	Bento, V.F.R.	P818
Bedi, S.B.	P6222	<b>Beltrame, J.F.</b>	<b>383</b>	Bentzen, B.H.	P1582, P4453
Bednar, F.	1288	Beltrame, J.F.	P6571	Bentzon, J.	1260
Bednarek-Tupikowska, G.	P2678	Beltrami, A.P.	P1394	<b>Benussi, S.</b>	<b>135</b>
Bedogni, F.	P850	Beltrami, C.	P6115	Benussi, S.	988, 2210, P6324
Beer, F.	P4658	Beltran Herrera, C.	P511	Beniz, D.	P517
Beer, J.H.	P711, P794, 4866, P6324	Belyaeva, O.D.	P4456	Beniz, D.C.	P893, 4910, P5238, 6089
Beeres, S.L.M.A.	P3501	Belyakova, L.A.	P1388	Benza, R.B.	5746
<b>Beeri, R.</b>	<b>142, 145</b>	Belyavskiy, E.	P2154	Benzer, W.	P1849
Beeri, R.B.	P3697	<b>Belziti, C.</b>	<b>274</b>	Berard, E.	P4120
Beffagna, G.	P496	Belziti, C.A.	P3597	Berardi, N.	P779, 1086
Beganton, F.	P6111	Ben Azzouna, R.	P2387	Berardini, A.	P5428
Beghetti, M.	6092	Ben Gal, T.	P1639	Berastegui Garcia, E.	P3747
Begis, G.	P3123	Ben Gal, Y.	P5541	Berden, P.	P5578
Behbahani, H.	P5471	Ben Jehuda, R.	P659	Bereczky, Z.S.	P5363
Behairy, S.	P2404, P5327, P5328, P5343	Ben Kahla, S.	P1760	Bereuter, L.	1889
Behin, A.	5973	Ben Shoshan, J.	P5387	Berezin, A.	P2646
Behm, P.	P4298	Ben-Dor, I.	P2761	Berezina, T.	P2646
Behnes, M.	P4510	Ben-Gal, Y.	P626	Berg, S.K.	P2707, P5467
Behr, E.	P644, 5977	Ben-Shoshan, J.	P838, P6464	Berg, S.K.B.	P2698
Behrens, S.	P2823, P4137	Ben-Zekrey, S.	P3142	Bergamini, C.	P2182
Behringer, A.	P706	Benamer, H.	P570, P578, 4270, P4674, P5536	Bergau, L.	P1590
Bei, B.E.	P5537	Benameur, N.	P6112	Berge, E.	P4340
Bei, E.	P5297	Benas, D.	P4086, P6329	Berge, K.E.	P4362
Beigel, R.	P2822, P2883, P3142, P4786, 6044	Bencsik, P.	P1601	Berger, J.S.	5964
Beijk, M.A.M.	P6224	Bendaoud, N.	P2819	Berger, R.	P1849
Belibay, J.	P1721	Benedek, E.	P525, P6424	Berger, R.M.F.	P894
<b>Beissel, J.</b>	<b>149, 381</b>	Benedek, I.	P525, P6424	Berger, W.R.	P1535, P3493, P4469, P4488
Bejan Angoulvant, T.	P1543	<b>Benedek, T.</b>	<b>245</b>	Bergerone, S.	P1514
Bejbaum, A.	P1794	Benedek, T.	P525, P6424	Bergerot, C.	4163, 5037, 5038
Beji, S.	4278, P4539	Benedetti, G.	P4432	Bergerot, C.B.	P934
Bejot, Y.	3247	Benedetti, S.	P3731	Bergfeldt, L.	P1692
Bek, M.J.	5971	Benedetto, F.	P1807	Berghausen, E.	P706
Bekeredjian, R.	P850, P1485, 6074	Benedetto, F.A.	P935	Berghausen, E.M.	4283, P4548, P4974
Bekers, O.	P799, P803	Benedicto, A.	4946, P5639	Berger-Klein, J.	1319
Bekkers, J.A.	P4475	Benetos, A.	2289, P2390, 3849	Bergmeijer, T.O.	P5593, P5598
Bekkers, S.C.A.M.	4069	Benetos, G.	P616, P719, P826, P1468, P1478, P1482, P3706, 4065, P4319, 5107	Bergo, K.	174
Bektas, S.	P2688	Benetti, M.	P5483	Bergsland, N.	P2450
Beladan, C.C.	4055, P4668	Benezet, J.	P4656, P6268	Beri, N.	P4796
Belardi, D.	P3516	Benezet Mazuecos, J.	P2691, 5091, P6250	Berk, J.L.	P879, P6152
				Berkelmans, G.F.N.	2091
				Berkinbaev, S.	P5508



## Chairpersons & Judges / Speakers & Discussants / Authors Ber – Bla

NAME	PAGE(S) / PROGRAMME NR(S)	NAME	PAGE(S) / PROGRAMME NR(S)	NAME	PAGE(S) / PROGRAMME NR(S)
Berkovich, O.A.	P3767	Bertrand, M.	P1699, P4098	Biering-Soerensen, T.	P2759
Berkovitch, A.	6044	Bertsch, T.	P2721, P6400	Biering-Sorensen, T.	P195, P1547, 1892
Berkowic, A.	P844	Bertu', L.	P2398	Bieri, K.	P5383
Berkowitsch, A.	P809, P2547, P5333, P5353, 6610	Berzal, U.	P4522	Biernacka-Fijalkowska, B.	P4715, P5567, P6510
Berkowitz, S.	P2566	Besch, L.	P4398	Biesbroek, P.S.	5869
Berkowitz, S.D.	P2602	Besh, D.	P6546	Bieth, E.	1138
Berliner, D.	P759, 2343	Besler, C.	P778, P4335, P5431	<b>Biffi, A.</b>	<b>95</b>
Berlinghieri, N.	P5203	Besnier, M.	P6115	<b>Biffi, M.</b>	<b>325</b>
Berlot, B.	P2166, P2167, P5579	Besola, B.L.	P508	Biffi, M.	P3506, P3510, P3527, P3530, P6300
Berlot, G.	P4765	Besola, L.	6076	Bigiarini, S.	P4126, P4130
Berman, D.	P959, 6060	Besportochnii, D.	P676	Bihan, D.L.	P1747
Berman, D.S.	P967, P1411	Bessias, N.	5107	Bijnens, B.	P2730, P2734, P4349
Berman, E.	P4095, 5743	Bessiere, F.	1134	Bijuklic, K.	P1408
Bermejo, J.	5761	Bessonov, I.S.	P6125	Bil, J.	P962, P5262, P6538
Bermudez Jimenez, F.	P6303	Bestehorn, K.P.	4269	Bilbao, A.	P4601
Bermudez-Delos Santos, A.	P1481	Bestehorn, M.	4269	Bilik, M.Z.	P2776
Bermudez-Jimenez Francisco, F.B.J.	P1481	Bestetti, R.	P3606	Billebeau, G.	P885
	P2797	Betancor, J.	P520, P5195, 6049	Binah, O.	P659, P1816
Bernal, J.L.	P1635	Betge, S.	P6331	Binas, D.	P4583
Bernard, A.	P1420, P1543, P2598, P4995, P6096	Betoko, A.	5138	Binder, C.	1369, P2888, 4833
Bernard, L.	P4995	Beton, O.	P5305, P5388, P5909	Binder, H.	P2187, P4628
Bernard, O.	3258	Bettenbuch, T.	P5300	<b>Binder, T.</b>	<b>84</b>
Bernardes, A.	P1555, P1556, 2308, P3330, P6249, P6301	Bettencourt, N.	1893	Biner, S.	P5541
Bernardes, L.	P479, 3819	Bettencourt, P.	P737, P4115	Binkowska, A.	P1869
Bernardi, A.	P254	Betts, T.	1891	Biocina, B.	P2657
Bernardi, E.	P2732	Beurich, H.	P3687	Biondi Zoccai, G.	P5917
Bernardi, G.	P4301	Beuriot, A.	P728	Birlik, M.	P5556
Bernardi, P.	75	Beutel, M.	P2187, P4628, P6118	Birmpa, D.B.	176, P1624
Bernardino, L.	P1183	Beutner, F.	P4742	Birtolo, L.I.	P526
Bernardo, E.	P3434, P4654, P5005	Beyer-Westendorf, J.	3071	Bis, J.	P2168
Bernazzali, S.	P5438	Beygui, F.	P939, 1063	Bischof, L.	P794
Berne, P.	P3467, P3468	Bezerra, H.	P4431, P5216	Bischoff, S.	P4963
Bernhardt, A.	P500	Bezon, E.	6082	Biscottini, E.	P3631
Bernhart, S.	P733	Bezrodny, A.	1368	Biselli, B.	P6561
Bernini, G.	5983	Bhardwaj, R.	P5302	Bisht, D.	P6189
Berns, S.A.	P6562	Bhatia, S.	P4310, P6586	Bisi, M.	P6257
Bernstein, D.	P569, P2160, 5079	Bhatt, A.	P2556, P5316, P5375	Bisignani, A.	P6277
Berol, P.	P5446	Bhatt, A.B.	1116	Bisleri, G.	P842, P5346
<b>Berra, K.</b>	<b>95</b>	<b>Bhatt, D.L.</b>	<b>44</b>	Bison, A.	P1378
Berra, K.	360	Bhatt, D.L.	440, 441, 442, 443, 445, 1289, P1811, 1880, P2825, P3103, 3310, 4061, P4131, P4308, P5600, P5648, 5816, P5929, 6045	Bisping, E.	P1603
<b>Berrebi, A.J.</b>	<b>159</b>	Bhattacharya, S.	P6314	Bispo, D.L.	P877, P1819, P2805
Berrino, L.	P2843, P4320	Bhatti, Y.	P3380	Bisson, A.	P1389, P1543, P3105
Berrios Barcenas, E.A.	P744	Bherer, L.	P4089	Bistolta, V.	176, 1123, P1624, P1668, P3577, P4589
Berruezo, A.	P1160, P3481, P3498	Bhowruth, D.	P1475	Bito, V.	P6389
Berry, A.	5751	Bhutta, U.	P485	Biton, Y.	P691, P1639
Berry, C.	1910, 4068	Biaggi, P.	1977	Bittar, R.	P831
Berta, B.	P613	Biagini, E.	P1186, P5428, 5976	Bittencourt, M.S.	3950
Bertacchini, F.	2055, P4388	Biagioli, P.	P5437	Bitter, T.	P5293
Bertaggia, D.	P5592	Biagioni, C.	P3434, P6218	Bittner, D.	5137
Bertaglia, E.	2380, P5173, P5332	Biancari, F.	1881	Bittner, V.	P1716, P3634
Bertaux, G.	P2810	Bianchi, F.	P5393	Bitto, A.	4929
Bertaux, M.	5140	Bianchi, M.E.	6005	Bitto, R.	P2463
Bertel, N.	P942	Bianchi, R.M.	P3415, P5285	Bizzotto, B.E.	P508
Berteotti, M.	P4741	Bianchi, S.	P6277	Bizzotto, E.	6076
<b>Berti, S.</b>	<b>256, 322</b>	Bianchi, V.	P3377	Bjerner, T.	6080
Berti, S.	3981, P5170	Bianco, M.	P254, 3306, 6609	Bjerre, J.	3824
Bertin, B.	P3790	Biasco, L.	P2200, P3456, 6602	Bjerring Olesen, J.	P3139, 5963
Bertini, M.	P6280, P6307	Biasini, V.	388	Bjork, L.	P950, P2501, P6575
Bertolini, E.	P551	Biasucci, L.M.	P2835	Bjork Ingul, C.	P790
Bertolini, S.	P3135	Bibli, S.I.	P615, P2627	Bjomsson, E.	P2736
Bertomeu, V.	P1635	Bicego, D.	P4574	Blaauw, Y.	P5313
Bertomeu Gonzalez, V.	P4593	Bickel, C.	P2871, P5634	Blacher, J.	2056
Bertomeu Martinez, V.	P4593	Bicknell, C.	P585	Blachutzik, F.	1042
Bertomeu-Artesero, A.	P6326	Biegus, J.	P1175	Black, H.	5697, 5702
Bertomeu-Martinez, V.	P3763, P6573	Bielecki, W.	P5520, P6123	Blackburn, H.	P3657, P4609
Bertona, R.	P643	Biener, M.	P4121	Blackshear, J.	P1777, P2787
Bertoni, A.	1893	Biere, L.	P4448, P5528, P6557	Blackwell, F.	3943
Bertoazzo, G.	P2603, P2604			Blagden, M.	P1706

## Chairpersons & Judges / Speakers & Discussants / Authors Bla – Boo

NAME	PAGE(S) / PROGRAMME NR(S)	NAME	PAGE(S) / PROGRAMME NR(S)	NAME	PAGE(S) / PROGRAMME NR(S)	
Blagova, O.		P763	Bochaton-Piallat, M.L.	P4531	Bojanini, F.	P5277, P5516
Blagova, O.V.	P2800, P6497, P6501		Boche, T.	P5654	Bojer, A.S.	P895
Blaha, M.		389, P6149	Bochenek, M.	P224	Bokhari, F.	3238
Blaha, M.J.	P1687, P2718, P3650		Bochenek, M.L.	P1771, P3336	Boklage, S.H.	P1715
Blamek, S.		P692	Bochicchio, A.	P4380	Bokma, J.P.	P246, 6090
Blancard, M.		P5382	Bochud, M.	P3091	Boldo, M.	P2672, P5446
Blanchard, D.		5153	Bock, F.	P2406	Boldrini, M.	P2796, P4957, 5984
Blangy, H.	P1518, P3528		Bock, M.	P4398	Boldt, L.H.	P2590
Blank, A.C.		1130	Bock-Marquette, I.	P222	Boldyreva, M.	P3548
Blankenberg, F.G.		P1801	Bocksch, W.	P2163, P2754, P5304	Bole, I.	P2487
Blankenberg, S.	P253, P500, P503, P504, P814, P920, P1174, 1346, P1581, P1616, P2191, 2368, P2871, 3069, 3199, P3700, P4678, P4790, P4793, 4809, P5634, 6074, P6118, P6234		Bockstahler, M.	P5575	Boles, U.	P1559, P5392
Blankoff, I.		P1723	<b>Bode, C.</b>	<b>133</b>	Bolgova, E.	P566
Blaschke, F.	P2590, P3591		Bode, C.	289, 437, 438, P1856, 1971, P2144, P2408, P2773, P2836, P3117, 4200, P4398	Bollano, E.	P731
Blasetto, J.W.		P5582	Bode, K.	P656, P3534	Bollmann, A.	P656, P4477, P5360
Blasko, P.		P6203	Bodegas, A.	P1160	Bollmann, T.	5750
Blaszczyk, R.	P5204, P5207		Bodez, D.	P3601	Bologna, F.	P4482, P5329, P5364
Blatter, L.A.		P3559	Bodi, V.	1076, P5394, P6116	<b>Bolognese, L.</b>	<b>271, 324</b>
Blau, H.		2258	Bodini, B.D.	P2465	Bolognese, L.	P2825, 3214, 3218
Blazakis, G.		P3635	Boe, E.	P750, P754, P755, P6278	Bolotskykh, G.	P5419
Blazek, S.	P778, P3604		Boeddinghaus, J.	1066, 1067, 1068, P1196, P2201, P2864, P2867, P2876, P2882, P4779, P4783	Bombelli, M.	P6180
Blazing, M.A.		P5893	Boeder, N.	1042	Bonaa, K.H.	1885, 5022, 5713
Blazquez, Z.		P1185	Boeder, N.B.	P4680	Bonaca, M.	422, 424, 425, 426, 1213, 1214, 5952
Blazquez Bermejo, Z.		P6153	Boeder, N.F.	P5622	Bonaca, M.P.	3310, P5600
Bleda, S.		P614	Boehm, A.	P726	Bonaccio, M.	P2749
Bleiziffer, S.		P2423	Boehm-Sturm, P.	P4535	Bonadad, C.	P6116
Bleker, S.M.		1877	Boehmer, J.P.	5830	Bonadad, C.B.	1076
Blessberger, H.		P3789	Boekholdt, S.M.	P240, P247, P2417, P2813	Bonardel, G.	5140
Blettner, M.		2368, P6118	Boekstegers, P.	P569, 2116, 6074	Bonaros, N.	P4948
Blieden, K.	P3807, P4341, P4737, P4748		Boemicke, T.	P5003, P5603, P5605	Bonasoni, P.	P2732
Blinc, A.		P6411	Boemo Jaenisch, R.	P3629	Bondar, V.	P1379
Blini, V.		P1707	Boengler, K.	73	Bonde, A.N.	P2573
Bloch, K.V.		P818	Boenner, F.	P4298, P4427, P5886	Bonde, A.N.B.	1875
Bloch-Munster, A.M.		P3815	Boernigen, D.	P1616	Bonderman, D.	P1672, P2664, P2853, 3949, 5872, P6393
Bloch, G.		P1710	Boerries, B.	P1672, P2664	Bonelli, F.	2374
Blockhaus, C.		P1492	Boersma, E.	P800, P2809, P4795	Bonello, L.	P3774, P3783, P4600, 4827
Blok, I.M.		P243	Boersma, H.	P1699, P1829, P3343, P6578	Bonetti, G.	P3585
Blom, M.T.		P4724	Boersma, H.H.	P4540	Bonetti, N.R.	P6324
Blom, N.		4052	Boersma, L.	2306, 2307	Bonetto, V.	P4503
Blom, N.A.	1130, P4724		Boersma, L.V.A.	400, P4489	Bonfills, P.	P5505
Blomberg, A.		P2731	Boesmans, S.	5989	Bongard, V.	P1684, P4120
Blomster, J.I.		P4374	Boetker, H.E.	P3554, 4070, 4232, P4749	<b>Bongiorni, M.G.</b>	<b>30, 251</b>
<b>Blomstrom-Lundqvist, C.</b>	<b>156</b>		Boettcher, M.	P4749	Bongiorni, M.G.	P219, P3500, 3918, 4207, P5369
Blomstrom-Lundqvist, C.		2304	Boettiger, B.W.	1061	Bongiovanni, D.	P6319, P6467
Bloor, K.		P5653	Boeva, O.I.	P2753	Bongo, A.S.	P3459, P6563
Blue, L.M.J.		193	Boey, C.C.E.	P846, P951	Boni, S.	P1529
Bluemke, D.	1893, 5867, P5888		Boffa, U.	P3614	Bonin, C.D.B.	P5483
Bluher, M.		P2718, P2719	Boffetta, P.	P3095	Bonithon-Kopp, C.	1138
Blum, S.		P233, P2607	Boffini, M.	P5558	Bonjorno Junior, J.C.	P2704
Blumenstein, J.		P844	Bogaard, H.J.	P3137	Bonnefoy, E.	4827
Blumenthal, R.S.		P833, P4991	Bogacki, P.	P599, P1523, P5606	Bonnefoy-Cudraz, E.	P2846, P3341, P5940
Blumer, M.		P6312	Bogdan, M.	P545	Bonnemeier, H.	P2576, 5679, 5946
Blyszczuk, P.		4866	Bogdan, S.	1368	Bonnet, B.	P4400, P4449, P6549
Bmbelli, M.		P1442	Bogers, A.J.J.C.	P4472, P4475, P4504	Bonnet, D.	1134, 1337, P1437, P6097
Boardman, H.		P1403, 5988	Boggild, H.	P5906	Bonnet, J.L.	P5624
Boasi, V.		P943	Bogle, B.	P4640	Bonnet, S.	P5406
Bobabekov, A.		P6428	Bogle, R.G.	4072	Bonny, A.	P6296
Bobadilla, B.		P3435	Bogonez-Franco, P.	P5914	Bonomi, A.	P5494, P5596
Bobak, M.		P6432	Bohiltea, C.L.	P4392	Bonomi, F.	P6405
Bobenko, A.		P772, P5433	<b>Böhm, M.</b>	<b>45, 89, 359</b>	Bontempi, L.	P3504, P5346
Bob, J.		P5912	Böhm, M.	391, 458, 463, P609, 1209, 1211, P2172, P4561, 5010, 5695, 5699, 5849, P6099, P6382	Bonuccelli, U.	P779, 1086
Boccaro, F.	P1443, P4357, P5940		Bohnen, S.	1346	Bonvicini, M.	P4725
Boccella, N.		P223, P3556	Boidol, J.	P6285	Bonzini, M.	P3711
Bocchi, E.		P5884	Boiko, O.	P6546	Booker, O.	P522
Bocchi, E.A.		P793, P6361	Boileau, C.	P1794, 2283, 2284	Bookhart, B.K.	P3813
Boccuzzi, G.	2281, 4941, P6191		Bois, J.	P6171	Boon, B.C.P.	P4701
Bochard, B.		P6286	Boiten, H.J.	P3413, P6144	Boon, N.A.	4068
Bochaton, T.		P2846			Boonyaratavej, S.	P789
					Booth, L.C.	P4416

## Chairpersons & Judges / Speakers & Discussants / Authors Boo – Bra

NAME	PAGE(S) / PROGRAMME NR(S)	NAME	PAGE(S) / PROGRAMME NR(S)	NAME	PAGE(S) / PROGRAMME NR(S)
Bootsma, M.	P1790	Bossone, E.	P2660, P3735, 3982, P4376, P4733, P6367	Bowater, S.	P244, P2812
Borchini, R.	P2398	Bostock, J.	P1812	Bowrin, K.	P2576
Bordachar, P.	170, P5448	Bostwick, J.	P5001	Boyaci, F.	P3715
Bordejevic, D.A.	2102, P2878	Bosze, Z.S.	P3117	Boyarinova, M.	P2714
Bordes-Siscar, P.	P4663, P5278	Bot, E.	P938, 1364, P3745	Boyd, J.	P2454
Bordignon, S.	P4482, P5329, P5364	Bota, J.	P5308	Boyett, M.	P3115
Bordonali, M.	P3666	Botas Rodriguez, J.	P3694	Boyett, M.R.	P3116
Bordoni, B.	P2701	Botelho, R.	P5277, P5516	Boyle, A.	P4662, P5510
Boretti, I.	P576	Botker, H.	P4951	Boyne, J.	1243, P2688
Boretti, I.B.	P3368	<b>Botker, H.E.</b>	<b>270</b>	Boysov, S.	P1730, P2174
Borges, S.	P802, 3269, P5928	Botker, H.E.	P1804, 4197, P4431	Boysov, S.A.	P4639
Borges Santos, M.	1358, 3070	Bots, M.	P5440	Boz, G.	P3805
Borggreffe, M.	2299, 2303, P3563, P4316, P4510	Bots, M.L.	P1713	Bozbay, M.	P2866, P3720, P3796
Borghia, A.	P5493	Botta, L.	P1505, P1506, P2668, P5393, P5421	Bozentowicz-Wikarek, M.	P538
<b>Borghia, C.</b>	<b>131, 203, 256</b>	Bottari, S.P.	P5411	Bozic, B.	P4323
Borghia, C.	1944	<b>Botto, G.L.</b>	<b>251</b>	Bozic Mijovski, M.	P6411
Borghia-Silva, A.	P2696, P2704	Botto, G.L.	P6300	Bozzini, S.	P4457
Borghini, A.	P779, P1738, 5147, 6093	Bou, G.	P3145	Bozzoli, L.	P2658
Borgia, F.	P4723, P5563	Bouallegue, F.	5139	Braam, R.L.	P4795
Borgna, C.	P4979	Boucek, T.	P4558	Bracco, A.	P2463, P2603
<b>Borgquist, R.</b>	<b>147</b>	Boudali, L.	P4098	Brachmann, J.	3068, P4481, P5318
<b>Boriani, G.</b>	<b>43, 131</b>	Boudjemline, Y.	P1437	Bradbury, B.D.	P4987
Boriani, G.	431, 1128, 1226, P1529, P1538, P1549, 2250, 3064, P3110, P3510, P3530, P4621, P5493, 5811, 5875, 6029, P6300, P6306, 6603	Bouee, S.	P1717, P5498	Bradford, B.	4072
Bories, M.C.	P1518, P3528	Boughalem, K.	P3445	Bradley, M.	P2764
Borisov, G.	P5362	Bougouin, W.	P6110, P6111	Bradlow, W.	P883
Borjesson, M.	1	Bougrini, K.	P4415, P4423	<b>Brady, A.J.B.</b>	<b>22</b>
Borleffs, C.J.W.	272	Bouguoin, W.	P6112	Brady, A.J.B.	6037
Borodai, A.	P6310	Boukhalifa, I.	P495	Braga, K.	P1509
Borodai, E.	P6310	Boukhanovsky, A.	P566, P5645	Braga, C.	P909
Borodovsky, A.	4864	Boukhris, M.	P207, P6217	Braga, C.G.	P2847
Borodulin, K.	390	Boulanger, C.M.	293	Braga, G.A.	P6361
Boros, A.M.	P6252	Boulate, D.	P6493	Braga, M.	P3129, P5478
Boroumand, M.A.	P1617	Boule, S.	P1518, P3528	Braga, P.	P2158, P2694, P5306, P5307, P6290
Borowiec, A.	P791	Bouleti, C.	9, P623, P841, P1701, 3977	Bragos, R.	P1822, P5914
Borras, R.	P3481, P3498	Bouleti, C.B.	P5574	Brahimaj, A.	P3645, P4626
Borratynska, A.	P618	Boulus, Y.	P2482	Braik, N.	P4400, P4449, P6549
Borrayo-Sanchez, G.	6055	Bouma, B.J.	P243, P246, P247, P637, P2813, P5544, 6090, P6473	Brailova, N.	P2174
Borregan, M.	P2807, P3728	Bouman, D.E.	P5338	Brala, D.	P5350
Borrell-Pages, M.	P1802, 5778	Bourantas, C.	4942	Brambilla, G.	P1442, P6180
Borrelli, C.	P4571	Bourantas, C.V.	2988	Brambilla, M.	P552
Borrelli, P.	4238	Bourguignon, T.	P1507, P1518, P3528, 3989, P4995	Bramer, W.	5755
Borruso, M.G.	P3546	Bourron, O.	P6477	Branchitta, G.	P219
Borst, O.	1874, P5304	Bousoula, E.	P4604	Branco, C.	P2769
Bortnick, A.	P4135	Boussaha, I.	P2846	Branco, M.	1358, 3070
Bortolotti, U.	P2193	Boussuges, A.	P3774	Brand, S.	P2554
Bortolotto, L.	3950	Boussy, T.	3298	Brandao, A.	P1464, P2394
Bortolotto, L.A.	P5486	Boutouyrie, P.	P5505, P5890	Brandao, A.P.	P1464, P2394
Borzacchiello, D.	P223, P3556	Boutsikou, M.	P6131	Brandao, C.M.A.	P6456
Borzi, M.	P583, 5044	Bouvagnet, P.	1134, 1138	Brandao, D.F.P.D.	P818
Bos, J.M.	P627, P1158	Bouvier, M.	P5001	Brandao, V.	P2860
Bosa, F.	4946	Bouvier, P.	4932	Brandhof, C.L.B.	P3809
Bosch, D.	P645	Bouza, E.	P4993	Brandt, M.	2258, P3708, P4110
Bosch, L.	P4562	Bouzas, G.B.	P1464, P2394	Brandtner, E.	P815
Boschetti, C.	P2446	Bouzas, J.B.	P1464, P2394	Branny, M.	P850, 1288, 4829
Bosevski, M.	P6162	Bouzas Cruz, N.	P2592	Brans, M.A.D.	P4562
Boshchenko, A.	P544	Bouzas-Cruz, N.	P2593, P6288	Branzi, G.	P1786
Boshev, M.	P209	Bouzas-Mosquera, A.	386, 1085, P2870, P3357, P3361, P3659, P6451, P6453	Bras, D.	P4752
Bosi, G.M.	P3084	Bouzas-Zubeldia, E.	386, 1085, P2870, P3659, P6451, P6453	Bras-Silva, C.	P5400, P5406
Boskovic, N.	P782, P3367	<b>Boveda, S.</b>	<b>272</b>	Brass, N.	P1840, 6605
Bosmann, M.	P3336	Boveda, S.	170, 3916, P5320, P5361	Brath, H.	P5918
Bosmans, J.	P850, P6186	Boven, L.A.	P3794	Bratseth, V.	P4340, P6542
Bossa, A.S.	P6561	Bover, R.	1359, P1635, P2580	Bratton, D.J.	P640
Bossard, M.	P816, P4478	Bover Freire, R.	2141, P5491	Braun, D.	2116
Bosseau, C.	P752	Bovolo, V.	P1514	Braun, S.	P4369
Bossi, I.	3306			Braun-Dullaes, R.C.	P5294, P6104
Bosson, J.	P2731			<b>Braunschweig, F.</b>	<b>325</b>
				Braunschweig, F.	97, P1692, P3508
				Braunstein, C.	P6474
				<b>Braunwald, E.</b>	<b>246, 321</b>

## Chairpersons & Judges / Speakers & Discussants / Authors Bra – Bul

NAME	PAGE(S) / PROGRAMME NR(S)	NAME	PAGE(S) / PROGRAMME NR(S)	NAME	PAGE(S) / PROGRAMME NR(S)
Braunwald, E.	1354, 1876, 1879, 3310, 3840, 3842, 3846, P4970, 5016, 5017,	Britto, R.R.	P5483	Brussee, H.	P2154
		Brizzi, F.	P5204	Brussee, H.B.	1883
Braverman, A.	2284	Brkovic, V.	P2752	Brusselle, G.	P2792
Bravo, L.	P694	Broch, K.	P769, 4261	Bruthans, J.	270
Bravo, S.B.	P1596	Brochado, B.	P2702	BruX, M.	P2742
Bravo Marques, R.	P5468	<b>Brochet, E.</b>	<b>16, 17</b>	Bruzzese, L.	P3774
Brawner, C.	389	Brochet, E.	P540, P841, 4810, P6466	Brynarski, K.	P6220
Brea, A.	P4988	Brockmeyer, M.	P1396, P5895	Brynarski, K.L.	P2863, P5606, 5986
Brecht, A.	P6490	Broderstad, A.R.	P1681	Brynarski, L.	P2863, P6220
Brecker, S.	P575	Brodie, B.R.	P4309, P5167	Brynildsen, J.	P801, P2186
Bredy, C.	P2810	<b>Brodmann, M.</b>	<b>256</b>	Brytkova, Y.V.	P1460
Bregovskii, V.B.	P904	Brodmann, M.	2982	Brzoska, K.	2259, 2373, P4599
Breiger, D.	3821	Broersen, A.	5137, P5226, P5227	Brzozowski, W.	P5207
Breitenstein, A.	P6324	Brogan, P.	P6544, P6545	Brzychczy, A.	P618
Breithardt, G.	P2566, P2602	Bronis, K.	P5331	Brzychczy, B.	P1523
Breitling, L.P.	2092	Brook, R.	P4329, P5555	Buades, J.	P4717
Brekelmans, M.P.A.	1877	Brosolo, G.	P4733	Buber, Y.	P3581
Brembilla-Perrot, B.	P5887	Brossa Loidi, V.	P775	Buccheri, S.	P4683
Bremerich, J.	P3124	Brouckaert, P.	P2627	Bucchi, A.	P3115
Brener, S.J.	5079	Brouillon, F.J.	386, 1085, P2870, P3361, P3659, P6451, P6453	<b>Bucciarelli-Ducci, C.</b>	<b>79</b>
Brenner, C.	P6585	Brouillon, J.	P3357	Bucciarelli-Ducci, C.	1078, 2948
Brenner, H.	2092	Brouwer, L.A.	P702	Bucerius, J.	4069
Brenner, S.	P758, P5165, P5458	Brouwer, T.F.	P696	Buchan, I.	P5899
Breschi, M.	P6263	Brown, A.	P4698	Buchan, R.	1131, P1784
Bress, A.	4071	Brown, A.J.	P1810	Buchanan, G.L.	P1833
Bressan, M.A.	5984	Brown, B.	P4378	Buchholz, B.	P1457
Bressenot, A.	P1378	Brown, D.	2358, P2487	Buchler, J.	P3419, P5884
Bressollette, E.	5153	Brown, M.	P5213	Buchman, V.L.	P5246
Brette, F.	2962	Brown, O.I.	P1833	Buchmueller, A.	P3122
Breuils-Bonnet, S.	P5406	Brown, R.A.	P4108	Buchta, P.	P477, P3505
Breunig, M.	P5458, P6396	Brown, T.	P3382	Budaj, A.	P3109, 3310, P4542, P4588, 5970
Brewer, A.	P5184	Brown, T.M.	P1716, P3634	<b>Budaj, A.J.</b>	<b>94</b>
Brguljan, J.	318	Browne, C.	5969	Budaj, A.J.	398
Briand, S.	P711, 4281	Broyd, C.	P961	Budano, C.	P6257
Briand, V.	P3123	Brsic, E.	P586	Budanova, M.	P2164
Briasoulis, A.	P2479, P4329, P4758, P5555	Brucato, A.	P2192, P2198, 4045, 4047	Budanova, M.A.	P2165
Briatico Vangosa, A.	2286	Bruckert, E.	P831, 2093	Budau, M.	P4306
Briceno, D.	P2555, P2557, P4135	Bruder, O.	P912, 4905	Budde, R.P.J.	6085
Briceno, N.	P514, P4419	Brudi, P.	277, P830, P835, P1714, P2713, P4986, P4989	Budoff, M.J.	P4991
Bricourt, M.O.	P1513	Brueckmann, B.	P503, P6234	<b>Budts, W.</b>	<b>96</b>
Brida, M.	P245	Brueggenjuergen, B.	P2571	Budts, W.	P637, 1336, 5748, 6091
Bridges, I.	P1709	Bruegmann, T.	P3113, P3114	<b>Buechel, R.R.</b>	<b>316</b>
Brie, D.	P1698	Brugada, J.	392, P645, P1527, P3481	Buechel, R.R.	P517, P893, 4910, P5238, 6089
Brieger, D.	P253, P3109, P5662, 6600	Brugada, P.	P697, 1054	Buenger, S.	P932, P944, 1365, P5661
Briel, M.	P4119	Brugada, R.	P645	<b>Bueno, H.</b>	<b>94, 258, 322, 367, 378</b>
Briffa, T.	6600	<b>Brugada Terradellas, J.</b>	<b>383</b>	Bueno, H.	P232, 3821, P5281, P5662, P6133, P6567, P6568
Briffa, T.G.	P1721, P6584	Brugada Terradellas, J.	1023, 1904, 2235, 2928, 6033	Buera, I.	P4774
Briggs, A.	P554	<b>Brugada Terradellas, P.</b>	<b>198</b>	Bueter, S.	P1508
<b>Brignole, M.</b>	<b>374</b>	Brugada Terradellas, P.	2060, 2062	Buettner, J.H.	P6215, P6216
Brignole, M.	P3520, 4219, 4221, 5807, P5908	Brugaletta, S.	P2826, P3434, P4399	Buffa, V.	P527
Briguori, C.	P3450, P3457	Bruggenjurgun, B.	P1533	Bugaev, T.D.	P2472
Brili, S.	P735, P845, P1142, P1522, P3692, P4596, P4648, 4931	Brugier, D.	P3790, P5610, P6547	Bugiardini, R.	P913, P966, 2031, 5103, 6607
Brill, A.	2128	Brugts, J.J.	P1699	Bugli, S.	P2835
Brilli, S.	P4650	Bruijn, M.	1130	Buglioni, A.	P3318, P3403
Brines, L.	P3483	Bruining, N.	3029	Buiatti, M.	P4957
Brinkmeyer, C.	P1492	Bruja, R.	P1570	Buitrago-Lopez, A.	5755
Brinster, D.R.	P2766	Brun, F.	P498	Bujak, S.	P5168
Briones, I.R.	P5892	Brunckhorst, C.	P631, P1190	Bukaeva, A.	P763
Briongos, S.	P511, P4656, P6268	Brundel, B.J.J.M.	2964	Bukov, N.	P6426
Briongos Figuero, S.	P891, P1667	Brunel, P.	P557	Bula, A.	P5516
Brisinda, D.	P657	Brunelli, M.	P1552, P4492, P5362	Bulatovic, V.	P3384
Brismar, K.	P2428	Bruneval, P.	111	Bulava, A.	P6276
<b>Brito, D.</b>	<b>327</b>	Brunham, L.R.	P823	Bulbanat, B.	171
Brito, D.	P2801	Brunner, M.	P3117	Bulbul, Z.	P1746
Brito, D.A.	P2802	Brunner La Rocca, H.P.	P2688	Bulgarelli, A.	P5558
Brito, J.	P573, P854	Bruno, R.M.	1086, P2732	Buljevic, V.A.	P5925
Brito Jr, F.S.	P2162, P2743, P3691	Brunssen, C.	P2742	Bullenkamp, J.	P4533
Briton, O.	P4384, P4576	Bruschi, E.	P4352	<b>Buller, H.</b>	<b>249</b>
				Buller, H.	2360, 3888, 3891

## Chairpersons & Judges / Speakers & Discussants / Authors Bul – Cam

NAME	PAGE(S) / PROGRAMME NR(S)	NAME	PAGE(S) / PROGRAMME NR(S)	NAME	PAGE(S) / PROGRAMME NR(S)	
Buller, H.R.		1877	Buyuk, A.	P3802	Calabrese, V.	2380, P6277
Bulum, J.B.		17	Buyukoglan, H.	P1433	Calabria, P.	P4966
Bulzlis, G.	P1642, P2643		Bye, A.	P808	Calabro, P.	P3415, P3424, P5285
Bundhoo, K.	P6296		Byeon, B.	P5228	Calabro, R.	P1785
Bunge, J.J.	P2196		Byeon, J.	P4950	Calabro, R.C.	P2436
Bunton, R.		4289	Byeon, J.H.	P3523, P5413, P6342	Calado, F.	P1656
Bunz, T.J.	2359, P3710, P3717		Byeon, J.S.	P3407	Calcagno, S.	P526
Buonacera, A.		P207	Byeon, S.H.	P6176	Calchera, I.	P6135
Buonadonna, A.		P3805	Byrne, A.	4942	Caldeira, D.	4216, P5646, 5736, 5745
Bura Riviere, A.	P1717, P5498		Byrne, J.	P1751, P3690	Cale, R.	P5279, P5280
Burak, C.		P5289	Byrne, R.A.	77, 309, P3322, P5263, 5786	Calegari, L.	P2696
Burashnikov, E.N.		P3562	Byrom, M.J.	5874	Calhoun, D.A.	P6350
Buratti, S.	P2830, P3102		Bytyci, I.	P771, P5436	Calicchia, S.	P6338
Burchell, A.E.		P206	Byun, J.K.	P917, P1184, P1463, P1579, P1854, P2817, P6207, 6606	Calija, B.	P6197
Burchielli, S.		P5393			Calin, A.	4055, P4668
Burgdorf, C.		P3683	Bzukala, I.	P5910	Calin, C.	4055, P4668
Burgess, S.		P4745	C P Diederichsen, A.	P4954	Calin, M.	P4546
Burghard, P.		P4948	C Storch, R.	P4954	Calin, S.I.	P4371
Burghouwt, D.E.		P3472	Caballe-Vizcaino, S.	P5889	Calini, A.R.	P1506
Burgmaier, M.	3083, P4405		Caballero, P.	5974, 5981	Caliskan, I.E.	P4487
Burgner, D.		P875	Cabanes, R.	P2672, P5446, P6377	Calisto, C.	P2801, P2802
Burhenne, J.	P2785, P2786		Cabaro, S.	P1599	<b>Calkins, H.</b>	<b>150</b>
Burillo Gomez, F.		4214	Cabellero Borrego, J.	4214	Calkins, H.	1919, 2214, P5173
Burkhardt, J.		P5327	Cabeza Barrera, J.	4214	Callahan, T.	P5374
Burkard, T.		P6175	Cabiati, *M.	P2177, P5393	Calle Valda, C.M.	P6459
<b>Burke, L.</b>		<b>273</b>	Cabiati, M.	P551, P1505, P2668, P5421, P5464	Callender, T.	P3320, P3416
Burke, L.		1326			Calo', L.	4, 2380
Burke, M.A.		P4716	Cabral, M.S.	54	Calogero, E.	4856
Burkhardt, J.D.	3294, 3300, 3301, P4463, P4486, P5328, P5335, P5343, P5354		Cabrera, F.	3947	Calota, V.	P4392
Burkhardt, R.		P4742	Cabrera, M.	P3498	Calqueiro, J.	P1676, P6371
Burkhoff, D.	P753, 1101, 4185		Cabrera, S.	P5358	Caluwe, E.	P3334
Burnell, J.		1351	Cabriera, M.	4290	Calver, A.	P2448
Burnett, J.C. J.R.		P1726, 2262	Cabuk, A.K.	P4368	Calvert, M.	P2558
Burnett, J.C.	175, 1287, P3318, P3403		Cabuk, G.	P4368	Calvi, S.	P5532
<b>Burnier, M.</b>		<b>74, 93</b>	Cacela, D.	P479, P2157, P2434, 3819	Calvieri, C.	P526
Burnier, M.	1049, 2991, fP3091		Cacoub, L.	P6407	Calvino, R.	P3145
Burns, A.T.		P3651	Cade, J.	P5277	Calvino Santos, R.	P3440
Burns, L.	P2543, P2567, P3808		Cade, S.	P2565	Calvo, D.	P1162
Burrell, L.		P2416	Cadeddu, C.	P4979	Calvo, J.	P3743
<b>Burri, H.</b>		<b>149, 161</b>	Cadeddu Dessalvi, C.	P6094	Calvo, N.	P1527
Burri, H.		336, 1224	Cadete, A.	P6182	Calvo Iglesias, F.	P5943
Burridge, P.W.		P2624	Cadrin-Tourigny, J.	P6299	Camaioni, C.	P2401
Burstow, D.	P2439, P6154		Caeiro, A.	P4752	Camara Rosell, M.	P3747
Busch, R.		P726	Caeiro, D.	P5306, P5307, P6290	Cambronero-Sanchez, F.	P3752
Busch, S.		5672	Caetano, J.	P1773	Cameli, M.	P1435, P5438
Bushkevich, M.		P2498	Cafarelli, F.	P2493, P6157	Camera, M.	P1818, 2976
Busk, M.		P6404	Caforio, A. L.P.	P5570	Cameron, J.	P3621
Buss, S.		P1654	<b>Caforio, A.L.P.</b>	<b>81</b>	Cameron, J.D.	P5160
Buss, S.J.		P4500	Caforio, A.L.P.	166, 1102, P3509, 4926	Camici, G.G.	P711, P1803, P2638, P6324
Bussani, R.		P3732	Caga-Anan, M.	P973	<b>Camici, P.G.</b>	<b>267</b>
Busse, J.		6005	Cageggi, D.	P4765	Camici, P.G.	P963, P3374, 4143, 4144, P4432
Bustamante, J.		P6459	Caggegi, A.M.	P4683	Camino Lopez, A.	P6539
Bustamante, M.J.		P6398	Cagirci, G.	P787	<b>Cam, A.J.</b>	<b>88, 128, 190, 358, 377</b>
Buszman, E.		5959	Caglayan, C.E.	P4595	Cam, A.J.	415, 1284, 1903, 1907, P2606,
Buszman, P.	P3393, P5309, P6194		Cahalian, L.P.	P5477		2914, P3144, 3296, 3953, 4223, P4971,
Buszman, P.E.		P2204, P5309	Cai, C.	P5564, P6514		5678, 5945, P6255
<b>Butler, J.</b>		<b>327</b>	Cai, D.P.	P1725	Cam, J.	P6306
Butler, J.	366, 1232, 2099, P6384		Cai, J.	P3667	Cam, J.A.	1359, P2580
Butnaru, A.		P5926	Cai, L.	P1606	Cammalleri, V.	P583
Butoi, E.		P4546	Cai, W.	P5920	Campadello, P.	5873
Butron, M.		P1842	<b>Caiani, E.G.</b>	<b>75, 144, 199, 273</b>	Campagna, A.	P207
Butt, N.		P5624	Caiani, E.G.	P4379	Campagna, A.	P3506
Butter, C.	2306, 2307, P2703, P3533, P3612, P3696, P4681, P5292, P5543		Caico, S.I.	2383	Campagna, E.M.G.	P1464, P2394
			Caidahl, K.	P774, P810, P1573, P2662, P3104	Campane, L.Z.	P795
Bux, F.		33	Caillard, A.	P4557	Campante Teles, R.	P854, P2157, P2158
Buy, D.		P764	Caimi, A.	P548	Campbell, D.J.	P3614
Buy, R.		P1685	Cain, P.A.	P2437	Campbell, H.	P5006
Buysschaert, I.		P5174	Caires, G.	P4735, P5499	Campeanu, A.	1125, P4306
Buyse, C.M.P.		P4724	Caixeta, A.	P2868	Campelo, M.	P6147, P6148
			Calabrese, A.	P3488, P3570		

## Chairpersons & Judges / Speakers & Discussants / Authors Cam – Car

NAME	PAGE(S) / PROGRAMME NR(S)	NAME	PAGE(S) / PROGRAMME NR(S)	NAME	PAGE(S) / PROGRAMME NR(S)
Campiglia, P.	P1605	Caponi, D.	P490	Carlsson, A.C.	P1734, P6229, P6233
Campione, M.	P5402	Caporale, R.	P6135	Carlsson, S.C.	P5582
Campisi, M.	P4364	Capozza, P.	P6098	Carluccio, E.	P5437
Campo, G.	P2826, P2861	<b>Cappato, R.</b>	<b>358</b>	Carmeli, C.	P3091
Campodonico, J.	P5596	Cappato, R.	1060, P2569, P2574, P2576, P4103, 5682, 5716	Carminati, M.	P548
Campolo, J.	P1506	Cappelletti, A.	P3417	Carmo, J.	P573, P1676, P1872, P2577, P6371
Camporeale, A.	P3571	Cappelletti, A.M.	P963	Carmo, P.	P5341, P5359
Camporotondo, R.	P1864, P2830, P3102, P3441, P3799, P4625, P5614, P5630, P6204	Cappelli, F.	P2796	Carnero, M.	P2766, P2774, 5142
Campos, C.	P2868	Cappuccio, F.P.	979	Carnevale, R.	P1168, P1574, P2605, P3754
Campos, C.M.	P2162	<b>Capranzano, P.</b>	<b>32</b>	Carnevalini, M.	P1449
Campos, D.H.S.	2260	Capranzano, P.	P4683	Carney, C.	P1455
Campos, L.	P2694	Capretti, G.	P6466	Carnicelli, V.	P3812
Campos, R.	P664	Capuano, F.	P2484, P5900	Carnicer, R.	P4564
Canadas Godoy, M.V.	2141, P5491	Capuano, N.	P3362	Caro, J.	P1185
Canale, M.L.	1014	Capucci, A.	P2861	Caron Codon, J.	P6153
Canales-Albarran, S.	P4081	Caputo, M.	P2625, P6128	Carotenuto, G.	P223, P3556
Canali, G.	P1488	Caputo, M.C.	P2615	Carpeggiani, C.	P552, P3316, P5170
Canalis, C.	P4566	Caputo, M.L.	P697	Carpinteiro, L.	P1555, P1556, P3330, P4515, P5303, P5311, P6249
Canas Da Silva, P.	P2157, P2158, P5303, P6221	Caracciolo, E.	P211	Carrabba, M.	P6128
Canas da Silva, P.	997, 998	Caragnano, A.	P1394	Carrabba, N.	P2828
Canciello, G.	1347	Caramelli, B.	P4994	Carraro, M.	P2192, P2198, P6260
Candela, E.	P4659	Caramlau, I.	P3620	Carraro, P.	P3816
Candela Sanchez, E.	P946	Caranci, F.	P3411	Carrasco, F.	P6210
Candela-Sanchez, E.	P4663, P5278	Carannante, L.	P4376	Carrasco, J.L.	P6466
Candela-Sanchez, E.M.	P1524	Caravaca-Perez, P.	P1842	Carrasco-Loza, R.	P3587
Candido, G.C.	P2729	Caravita, L.	P1832	Carrasco-Chinchilla, F.	P581, P857, 3947, P5299
Canedo, P.	P1788, 5865	Carballo, D.	P505, P819	Carre, F.	110, 4031, 4033
Canevari, F.	P643, 5744	Carbonara, S.	P4630	Carreira, P.E.	P6397
Cangemi, G.	P4721	Carbone, F.	P828	Carrera, C.	3147, 3148
Cangemi, R.	P3754, P4330	Carbonell, A.	P2167, P5299	Carreras Mora, J.	P775
Canibano, C.	P614	Carbonell San Roman, A.	P510	Carreras-Delgado, J.L.	P1371, P2389
Cannata, F.	4294	Carbonell San Roman, A.C.S.R.	P3368	Carrero, J.J.	P1734
Cannavo, A.	P3599	Carboni, V.	P3468	Carretta, A.	P2887
Cannegieter, S.C.	272, 2121, P4702	Carbucicchio, C.	2301	Carretta, R.	P1800
Cannito, A.	P767, P873, P2414	Carda, R.	P805, P6535	Carrie, A.	P831
Cannoletta, M.	P3570	Cardells, I.	1076, P6190	Carrilho Ferreira, P.	P2157, P5303, P6221
Cannon, C.	P5893	Cardenas Tealdo, J.P.	P2453	Carrillo, L.	P4659
<b>Cannon, C.P.</b>	<b>129, 267</b>	Cardenas, A.	P1157, 4947, P5259	Carrillo, P.	P6190, P6573
Cannon, C.P.	P713, P1169, 1201, 1308, 1917, 4061, 4146, P4990, 5816	Cardim, N.	55, 5136	Carrillo Aleman, L.	P946
Cannone, V.	P1726, 2262	<b>Cardinale, D.</b>	<b>148</b>	Carrillo-Aleman, L.	P1524, P4663, P5278
Cano Moracho, J.M.	P511	Cardinale, D.	2103	Carrington, M.J.	P3677
Canova, P.	3306	Cardinali-Neto, A.	P3606	Carrizales-Sepulveda, E.	P2466
Canpolat, U.	P1565, P3427, P4705, 5960	Cardona, A.	P5437	Carrozzi, N.C.	P1697
Canseco, N.	P744	Cardona, F.	P4532	Carter, A.J.	P6356
Cantillon, D.	P5374	Cardoso, G.	5136	Carter, P.	P231, P1634, P2670
Cantinho, G.	P6160	Cardoso, P.	P6221	Carter, P.R.	P1584, P1718, P6356
Cantinotti, M.	P5464	Careri, G.	P3571	Carter, R.E.	5009
Canton Rubio, T.	P5283	Carerj, M.L.	4929	Cartledge, J.	3077
Cantoni, S.	P3135	Carerj, S.	P1626, P1648, P2463, P4364, 4929, 6056	Cartwright, E.	P3115, P3116
Cao, G.	P1457, P1459	Carerj, S.C.	P6509	Caruana, M.	5748
Cao, G.Z.	P2480, P6476	Caretta, A.C.	P536	Carugo, S.	P2887
Cao, J.	P1419	Caretta, G.	3076, P3631, P6574	Carugo, S.C.	P536
Cao, J.M.	P3497	Caria, R.	P675, P1183, P6305	Caruntu, F.	P2878
Cao, Y.Y.	P958	Carinci, V.	P3506	Caruso, A.	P1599, P3362
Capelli, C.	P3084	Carion, A.	P6110, P6111	Caruso, C.	P5526
Capelli, E.	P4457	Carita', P.	5866, P6138, P6157	Carvalho, C.	P3629
Caperuto, E.	P1697	Carletti, R.	4280	Carvalho, D.	P930, P2860, P3770, P5632
Capetanaki, Y.	3191	Carli, P.	P6111	Carvalho, G.	P217
Capetтини, A.	P873	Carlier, A.	P6477	Carvalho, J.	P4752, P5607, 6599
Capetтини, A.C.	P2414	Carlier, S.	P2535	Carvalho, J.F.	P915, P933, P2877, P4750, 4897
Capin Sampedro, E.	P6506	Carlino, F.	P6155, P6156	Carvalho, L.A.	P2162
<b>Capodanno, D.</b>	<b>36, 43</b>	Carlino, M.	P5261, P6215, P6216	Carvalho, L.P.	P3633
Capodanno, D.	78, 80, 420, 422, 424, 426, P4435, P4683	Carlomosti, F.	4278, P4539	Carvalho, M.	P577, P5236
Capogrossi, M.C.	4278, P4539	Carlosena, A.	P3498	Carvalho, M.S.	5136
Capogrosso, P.	P6300	Carls, A.	P2785, P2786	Carvalho, N.	P922, 5815, P6425
		Carlsen, J.	189, 5749	Carvalho, R.	P2744, 3819, 5740, P6581
		Carlson, G.	P5004	Carvalho, R.A.	P3529
		Carlson, N.	P1583, 1878, P5906		
		Carlson, S.	5770		

## Chairpersons & Judges / Speakers & Discussants / Authors Car – Cha

NAME	PAGE(S) / PROGRAMME NR(S)	NAME	PAGE(S) / PROGRAMME NR(S)	NAME	PAGE(S) / PROGRAMME NR(S)
Carvalho, S.	P747	Cataldo, R.	3301	Ceriotti, F.	P4741
Cary, H.	P4578	Cataliotti, A.	174, P207	Cerisano, G.P.	P1156
<b>Casabe, J.</b>	<b>319</b>	Catanzariti, D.	P5377	Cermakova, E.	P4768
<b>Casadei, B.</b>	<b>92, 365</b>	<b>Catapano, A.</b>	<b>154, 191, 208, 253</b>	Cermakova, L.	P823
Casadei, B.	1891, 1992, 2210	Catapano, A.	992, 2923, 2925, 3038, 3040, 3844, 3930, 4139, 4821, 5765	Cernadas, G.	P1622
Casado, A.	P2413, 5761	Catapano, O.	P1832	Cerne, A.	P5578
Casado, R.	1054, P3671	Catrice, I.	P5490	Cernelc, P.	P2654, P4559
Casale, M.	P4364	Catstaing, D.	P2795	Cernic Suligoj, N.	P2452
Casani, L.	P1802	Cattadori, G.	P241	Cerny, D.	P625, P2156, 5759
Casanova Borca, E.	P1143	Cattaneo, F.	P223, P3556	Cerqueira, R.	P1749, P2489, P2491
Casanovas, V.	P3561	Cattaneo, M.	P1832	Cerqueira, R.J.	P2481, P2490
Casas, E.	P5579	Cattunar, S.	P943	Cerquetani, E.	P6426
Casas, G.	P2807, P3689, P3728	Caudmont, S.	P5595	Cerquero-Gonzalez, J.M.	P5515
Casas, J.P.	3065, 3946, 5776	Caudron, J.	P1510	Cerrato, E.	P4966
Casas Rojo, E.	P510, P863, P2166, P2167	Cauquil, C.	P2795	Cersit, S.	P3806
Casas Rojo, E.C.R.	P3368	Cautela, J.	P4600	Cervenka, L.	P6101
Casazza, F.	P4696	Cauwenberghs, N.	P1665, P4598	Cervinka, P.	4829
Casellato, C.	P4379	Cava, M.	P4432	Cervio, E.	P3799
Caselli, C.	P813, P1505, P2668, P4721, P5421, P5464	Cavaco, D.	P5341, P5359	Cesana, B.M.	P3585
Caselli, S.	3173	Cavaco, D.M.	5095	Cesana, G.	1098, P6409
Casenghi, M.	P5194	Cavallari, I.	1879, P2596, 3310	Cesar, M.C.	P6561
Casiglia, E.	2293	Cavalli, P.	P6136	Cesarano, M.	P1809
Casini, A.	P1702, P2726	Cavalli, S.	P3135	Cesare, M.M.	P2668
<b>Caso, P.</b>	<b>28</b>	Cavallino, C.	P6563	Cesari, F.	P1702
Caso, P.	P3377	Cavarretta, E.	P5917	Cescau, A.	P4557
Caso, P.C.	P2436	Cavender, M.	1308	Cespedes Mas, M.	P5283
<b>Caso, V.</b>	<b>92</b>	Cavero Gibanel, M.A.	P1415	Cesselli, D.	P1394
Casolo, G.	1014, P2578	Cavirani, G.	P2578	Cestari, G.	P2885
Cason, M.	P882	<b>Cavusoglu, Y.</b>	<b>200</b>	Cetin, E.H.	P5289
Cassandro, R.	P6483	Cavusoglu, Y.	1124, P2680, P4585	Cetin, M.S.	P4705, P5193, P6528
Cassese, S.	P4553, P5263	Cay, S.	P787	Cetina-Perez, L.	P744
Cassinadri, E.	P5208	<b>Cayla, G.</b>	<b>258</b>	Cetinkal, G.	P3802, P6576
Casso, N.	P1449	Cayla, G.	P939, P1195, P3445, P4448	Cevc, M.	P1711, P1712
Castagno, D.	P6257	Cazaux, P.	P6569	Ceyhan, K.	P975, P1610
Casteigt, B.	P220, P6299	Cazzaniga, S.	P2887	Cezar, M.D.M.	P2689
Castella, M.	P1527	Cea Soriano, L.	3302	Cha, J.-J.	P2176
Castella Pericas, M.	1997	Ceamburu, A.	P2865	Cha, K.S.	P2524, P3586, P4414, P5255, P5637
Castellano, D.	3947, P4532	Cebotari, S.	3988	Cha, M.J.	P910, P1430, P1544, P4460, P4480
Castellano Vazquez, J.M.	2890	Cebron, J.P.	P5320	Cha, M.S.	P1534
Castellanos, E.	P5339	Ceccaldi, A.	P242	Cha, T.J.	P927, P1489, P6524
Castellant, P.	5153	Cecchi, E.	P2660	Chabot, F.	P546
Castelletti, S.	1135, P1786	<b>Cecchi, F.</b>	<b>380</b>	Chachalis, G.	190
Castelli, P.	P2398	Cecchi, F.	P1186, P1786, 4238	Chadaide, S.	P6426
Castello, L.	P1707	<b>Ceconi, C.</b>	<b>366</b>	Chae, I.-H.	P2746, P6109
Castelo-Branco, M.	P4083, P6165	Ceconi, C.	2341, 2345, 5799	Chae, I.H.	P1430, P3432, 4936, P5637, P5642, P6363
Castelvecchio, S.	P3571, P6341	Cederqvist, M.	P3804	Chae, J.-K.	P6548
Castiglione, A.	P3117	Ceglarek, U.	P2719	Chae, J.K.	P2202, P2827, P2842, P2857, P5651
Castiglioni, A.	P1750	Celeghin, R.	P882	Chae, S.-C.	P6548
Castillo, M.	4823, 4824, P5516	Celeng, C.	P553, 6604	Chae, S.	P4734
Castillo, N.	392, P705, P1527, P5912, 6059	Celermajer, D.	P6112	Chae, S.C.	P1448, P1567, P1653, P2827, 3066, P3775, P5651
Castillo Bernal, F.J.	P1550	Celi, A.	P3812	Chaen, H.	P542, P714
Castillo Castillo, J.	P4593	Celiento, M.	P2193	Chahal, N.S.	P5524
Castillo-Navarro, A.M.	P3752, P4743, 4831	Celik, A.	P975	Chahil, H.	P1695
Castillo-Palma, M.J.	P1776	Celik, A.I.	P4595	Chai, M.	P2854
Castineira Busto, M.	P6270	Celik, O.	P976	Chaix, M.A.	P220
Castini, D.	P2887	Celik, S.	P3715, P4443	Chaiyakunapruk, N.	P5497
Castiniera-Busto, M.	P2588, P2592	Celikyurt, U.	P6292, P6304	Chakova, N.N.	P3722
Castro, A.	P1185, P5369, P5470	cenko, E.	P913, P966, 6607	Chakrabarti, G.	P6426
Castro, F.	P1782	Censori, B.	P3488	Chakravarty, T.	P1735
Castro, G.	P3373, 4933	Centofanti, P.	P1514	Chalmers, J.	P1699, P3320
Castro, J.	1358, 3070	Centola, M.	P2887	Chamaidi, A.	P4650
Castro, M.	P854, P1676, P1872, P6371	Centola, M.C.	P536	Chambres, J.B.	P5524, P5527
Castro, M.G.	188, 5962	Cepeda, J.M.	181	Champagne, S.	P570
Castro, R.E.	P793	Cequier, A.	P2826, P3503, P3512, P4442, P5640	Chamuleau, S.A.J.	P5396
Castro Conde, A.	P5468	Cequier, A.R.	P5005, 6043	Chan, C.K.Y.	4059
Castro Garcia, F.	P2808	Cera, M.	P3417, 5155	Chan, C.L.	P2199
Castro Jimenez, M.C.	P1550	Cerbai, E.	P3517, 5978		
Castro-Filho, A.	P1747	Cerini, G.	P4126, P4130		
Castrodeza, J.	P1406, P2766, P6465	Ceriotti, C.	P3504		
Casu, G.	P3467, P3468				

## Chairpersons & Judges / Speakers & Discussants / Authors Cha – Chi

NAME	PAGE(S) / PROGRAMME NR(S)	NAME	PAGE(S) / PROGRAMME NR(S)	NAME	PAGE(S) / PROGRAMME NR(S)
Chan, C.T.	P4977	Chatzistamatiou, E.	P712, P806, P1416,	Chen, X.Y.	P1456
Chan, C.W.S.	P5251		P1607, P4383	Chen, Y.-T.	P3390
Chan, D.	P3704, P3784	Chatzizisis, Y.S.	3820	<b>Chen, Y.</b>	<b>157</b>
Chan, E.	P3681	Chaubey, S.	P867	Chen, Y.	P655, P2480, P2640, P3704, 3901,
Chan, E.K.Y.	P5601	Chaudary, R.	P4341, P4748		P5225, P6476
Chan, F.P.	P894	Chaudhari, U.	P1705	Chen, Y.C.	P6129
Chan, G.	P1801	Chaudhary, R.	P1695, P4737	Chen, Y.H.	P768
Chan, J.	290, P2439, P6154	Chaudhry, A.	1363	Chen, Y.J.	P1625
Chan, K.	P1773	Chaudhry, S.	P5471	Chen, Y.L.	P6316
Chan, K.H.	P4649	Chauhan, V.	P6248	Chen, Y.Y.	P2634
Chan, K.K.W.	P5601	Chaumeil, A.	P2401	Chen, Z.	P549, 5068
Chan, L.L.Y.	P4479	Chauvet, M.	P841, P1443, P4357	Chen, Z.C.	P4087, P6244
Chan, M.	P4649	Chauvierre, C.	4284	Chen, Z.W.	P958
Chan, M.Y.	P3633	Chauvin, M.	P1539, P2810	Chenede, X.	P4566
Chan, M.Y.Y.	P5202	Chavarria, J.	P1157, 4939, P5259	Cheng, C.C.	P4544, P5474
Chan, P.H.	P633, P1586, P2591	<b>Chazal, R.</b>	<b>135, 215</b>	Cheng, C.F.	P2634
Chan, R.H.W.	P5601	Chazova, I.	P1730	Cheng, C.W.	P2659
Chan, S.	P6170	Chazova, I.E.	P2472	Cheng, F.	P5295
Chan, S.P.	P2771, P4649	Chazzim, G.	3067	Cheng, H.-M.	P757, 1120, P3662, P3668
Chan, Y.K.	P3677	Che Hassan, H.H.	P3451	Cheng, H.M.	P1625, P3616, P4381, P6353,
Chan Pin Yin, D.R.P.P.	P4469, P4488	Cheang, M.H.	P3084		P6376, P6394, P6395
Chandran, S.	P231, P1584, P1634, P1718,	Chechi, C.	P2696	Cheng, L.J.	P1532
	P2670, 3052, P6356	Chee Ken, C.	P3451	Cheng, L.L.	P741, P745, P4373, 4934
Chandrasekhar, J.	P569, P1154, P1827,	Chefu, S.	51, P807	Cheng, P.A.	P1197
	P5608, P5609	Chefu, S.G.	P515	Cheng, S.	P2759
Chang, B.C.	6075	Cheikh-Khelifa, R.	P885, P1780	Cheng, W.	P1735
Chang, C.-C.	P3390	Chejtman, D.	P198	Cheng, X.W.	50
Chang, C.H.	P2659	Chelu, G.	P4392	Cheng, Y.L.	1013
Chang, C.W.	P2634	Chelu, M.	P5325	Chenguang, L.J.	P4430
Chang, C.Y.	P5913	Chemla, D.	P2795	Cheniti, G.	P2401
Chang, G.	P2710	Chen, A.	P201, P5913	Chepurnoy, A.	P1855, P1861
Chang, H.	P250, P862, 4148	Chen, C.-A.	P6515	Chequer, R.	P521, P2387, 5141, 5144
Chang, H.J.	P1728, P2755, P4118, P4676,	Chen, C.-H.	P757, 1120, P3662, P3668	Cherniaeva, M.	P3782
	P5159, 6075, P6403	Chen, C.	P3622, P4711, P6476	Cherniavskiy, A.	P3348
Chang, K.	P4636, P4950, P5228, P5615	Chen, C.H.	P1625, P3616, P4381, P4590,	Cherniavsky, A.	P2168
Chang, K.C.	P5643, P5649		P6353, P6376, P6394, P6395	Chernikch, E.A.	P3120
Chang, K.Y.	P5413	Chen, D.	P1777	Chernokurova, E.	P5508
Chang, M.O.	4244	Chen, G.	P4748	Chernyueva, K.	1368
Chang, P.P.	P1647	Chen, H.	1287, P3356, P5616	Chernyshova, K.	P1379
<b>Chang, S.-A.</b>	<b>206</b>	Chen, H.H.	P3318	Cherubini, A.	P1143, P6360
Chang, S.-A.	P862	Chen, H.S.V.	P631	Chessa, M.	1338, 1340, 1342
Chang, W.-T.	P559	Chen, J.-L.	P574, P580, P5345	Cheuk, D.K.L.	P4728
Channick, R.	6092	Chen, J.-W.	2367, P3390	Cheung, A.J.	P4623
Channon, K.M.	2254, P5237	Chen, J.-Y.	P2881, P3461	Cheung, B.M.Y.	P4623
Chao, T.F.	P635, P3106, P3107, P4968	Chen, J.	4865	Cheung, F.Z.	4937
Chapman, A.R.	P1197, P4788, P4791, 4830	Chen, J.C.	P5274	Cheung, M.M.H.	P875
Chapman, D.	P6293	Chen, J.J.	P1576	Cheung, T.	P5225
Chapman, J.	3167	Chen, J.W.	P559	Cheung, Y.F.	P4722, P4728
Chapman, M.	P3688	Chen, J.X.	P3793	Cheurfia, N.	P1794
Chapski, D.J.	P1602	Chen, J.Y.	P253, P5273, P5276, P6227	Chevalier, B.	P570, P578, 4270, P4674,
Charakida, M.	P1475, P5502, P6323	Chen, K.H.	P4960		5026, P5536
Charalambos, M.	P206	Chen, K.W.	P4343	Chevalier, P.	1134, 5037, 5038
Charansonney, O.	P3778	Chen, L.-J.	P3324	Chevreul, K.	P5528
Charbit, B.	P6339	Chen, L.-K.	P3662	<b>Chew, D.</b>	<b>85</b>
Charbonnier, A.	P1507	Chen, M.	4226, P4962	Chew, D.	5076, P6571, 6600
Charfeddine, S.	P5545	Chen, M.F.	P5643, P5649	Chew, D.P.	3821, P5662, P6584
Charlot, M.G.	P5896, P6565	Chen, M.Y.	P5214	Chew, S.	P5924
Charlton, S.	P3383, P3485	Chen, P.	P4578	Chi, L.	P4782
Charpentier, S.	P3341, 5739	Chen, P.C.	P1576	Chia, S.Y.	P2690, P6355
<b>Charron, P.</b>	<b>201, 327</b>	Chen, R.	P4649	<b>Chiala', O.</b>	<b>18</b>
Charron, P.	32, P493, P885, 1138, P1187,	Chen, R.Z.	P5577	Chiandotto, S.	4280
	P1780, 2253	Chen, S.	P655, P3108	Chiang, C.-E.	1120
Charytan, D.M.	P5893	Chen, S.A.	P635, P3106, P3107, P4968	Chiang, C.E.	P2591
Chate, R.C.	P3526	Chen, S.C.	P5274	Chiang, C.H.	P5474
Chatot, M.	2119, P4400, P4449, P6549	Chen, S.Q.	P5273, P5276, P6227	Chiang, F.T.	P1576
Chattat, R.	P5526	Chen, S.W.	P2659	Chiang, F.T.C.	P4090, P6174
Chatterjee, A.K.	P6426	Chen, T.H.	P2488, P2659	Chiang, J.-Y.	P1576
Chattranukulchai, P.	P6119	Chen, T.P.	P5164	Chiapedi, S.	P491
Chaturvedi, N.	3946	Chen, V.	P5006	Chiaranda', M.	P4683
Chatzianastasiou, S.	P4604	Chen, X.	P1606	Chiarito, M.	2115, P3417
Chatzis, G.	1367	Chen, X.J.	P4711	Chiba, A.	P1739



## Chairpersons & Judges / Speakers & Discussants / Authors Chi – Chu

NAME	PAGE(S) / PROGRAMME NR(S)	NAME	PAGE(S) / PROGRAMME NR(S)	NAME	PAGE(S) / PROGRAMME NR(S)
Chiba, S.	P4762, P6577	Cho, S.-C.	P6187	Chorianopoulos, E.	P1485
Chiefto, A.	P1750, 2280, P3439, P4308, P5261, 6608	Cho, S.A.	P6240	Chorin, E.	P3478
	1054	Cho, S.C.	P3423, P5613, P5621, P5627	Chorro, F.J.	1076, P3483, P3561, P5394, P6116
Chierchia, G.B.	P1475, P5502	Cho, S.W.	P250, P6196	Chosa, E.	P1604
Chiesa, S.	P6323	Cho, Y.	P1448, P1567, P1653, 2895, 3066, P6109	Chotchaeva, Z. C.H.	P2753
Chigbu, J.	P4640	Cho, Y.J.	P1544, P4480	Chou, P.	P6395
Chikamori, T.	P1451, 3080, P4079, P6145	Cho, Y.K.	P2832	Chou, R.-H.	2367
Chilingaryan, A.L.	P770	Cho, Y.R.	P1841, P1848, 5972, P6208	Chou, Y.H.	P5913
Chillik, I.	P1670	Cho, Y.S.	P5642, P6363	Choudhary, F.	P1737
Chillon, S.C.	P5574	Chodick, G.	P1700	Choudry, S.	P5302
Chimed, S.	P4343, P6121	Chodor, P.	P2875	Chouihed, T.	P3341
Chimenti, C.	P4332, P4334, P4712	Chohan, B.C.	P6169	Choussat, R.	5743
Chimenti, I.	P5917	Choi, B.-G.	P1854	Chouvarda, I.	P5356
Chin, A.	P6296	Choi, B.G.	P907, P917, P924, P1184, P1463, P1579, P2518, P2817, P3407, P3448, 4076, P5265, P5631, P6207, 6606	Chovanec, M.	5090, P5314
Chin, C.T.	P3633, P6567, P6568	Choi, C.H.	P1534	Chow, A.	2384, P5331
Chin, C.W.L.	P3681	Choi, C.U.	P907, P917, P924, P1184, P1463, P1579, P1680, P1854, P2518, P2817, P3426, P3448, 4076, P5265, P5631, P6207, 6606	Chow, V.	P1548, P4698
Chin, D.	P2446	Choi, D.-J.	P2746, P6548	Chow, W.E.	1136, P3391
Chin, K.	6092	<b>Choi, D.</b>	<b>85</b>	Choy, A.M.	1018, 6078
Chinali, M.	P2711	Choi, D.	P251, P604, P621, 2295, P2522, P2526, P3539, 5756, 5763, P6176, P6364	Choy, J.	P3381
Ching, C.K.	P6355	Choi, D.H.	P1480, P6240	Chrabaszcz, M.	P3518
Chiodini, A.	P697	Choi, D.J.	3066, 3304, P5642, P6363	Christensen, A.V.	P2707
Chioncel, O.	462	Choi, E.K.	P1544, P4460, P4480, P6109	Christensen, E.F.	4232
Chiong, L.L.	P6209	Choi, H.-M.	P1430	Christensen, G.	P734, P2186, P4512
Chiou, K.R.	P5474	Choi, H.J.	P1814	Christensen, R.H.	P3643
Chipeta, P.	6075	Choi, H.M.	P523, 4936	Christersson, C.	P1796, P1797
Chiribiri, A.	P514	Choi, H.N.	P5529, P6462	Christia, P.	P5457
Chirkov, Y.Y.	P4458	Choi, I.S.	P1534	Christiansen, C.F.	P5599
Chisari, A.	P3459	Choi, J.-H.	P1383, P4393, P6548	Christiansen, E.H.	1890, P6215, P6216
Chitu, M.	P6424	Choi, J.C.	P2524	Christiansen, J.	P530
Chiu, C.-C.	P3390	Choi, J.H.	P250, P2524, P2820, P3586, P4414, P4739, P5255, P6519	Christie, I.N.	P5245
Chiu, J.-J.	P3324	Choi, J.I.	P1680, P5175	Christoforatos, E.	P3678
Chiu, S.-N.	P6515	Choi, J.O.	P847	Christoph, M.	P1490
Chiu, Y.W.	P4738	Choi, J.W.	P6207	Christophersen, I.E.	P4313
Chiva-Blanch, G.	P6542	Choi, J.Y.	P2155, P3426, P3589	Chronaki, C.E.	3032
Chlebus, K.	P6583	<b>Choi, K.-J.</b>	<b>156</b>	Chrousos, G.P.	P3321
Chloroyiannis, Y.	P2841	Choi, K.-J.	P5181	Chrusciel, P.	P3650
Chlouverakis, G.	P2153	Choi, K.J.	P662, P4520, P5370	Chrustowicz, A.	P5594, P6550
Chmelevskiy, M.	P2164	Choi, K.U.	P926, P1591, P3775, P5355	Chrysohoou, C.	P735, P2738, P3678, 4170, P4596, P4641, P5465
Chmelevsky, M.P.	P2165	Choi, S.H.	P250, P4112, P4739, P6519	Chrysostomakis, S.	P1545
Chmiela, M.	P2856	Choi, S.W.	P919, P4360, P4629, P5266, P5589, P5636, 5737	<b>Chrzanowski, L.</b>	<b>194</b>
Chmielak, Z.	2046	Choi, S.Y.	P910, P917, P924, P1184, P1579, P1728, P1841, P1854, P2817, P3407, P3418, P3448, 4076, P4118, P5631, 5972, P6207, P6403, 6606	Chranowski, L.	267
Chmura, J.	P817	Choi, T.Y.	P5211	Chu, A.	P6251
Chng, W.Q.	P2737, P2771	Choi, U.L.	P919, P5266, P5589, P5636, 5737	Chu, D.W.S.	P1586
Cho, D.H.	P3583, P4420	Choi, U.R.	P4360	Chua, N.Y.C.	P3399
Cho, D.K.	P5211	Choi, Y.	P646, P3523, P4636, P5413, P6342	Chua, S.	P2509, P2513, P2632, P3544, P3675, P4960
Cho, E.A.	P5243	Choi, Y.H.	P786, P1683	Chua, S.J.	P234, P3688
Cho, E.J.	P847	<b>Choi, Y.J.</b>	<b>189</b>	Chua, S.K.	P2628
Cho, G.-Y.	P2504	Cholevas, N.	P1624	Chua, T.	1136, P3391
Cho, G.Y.	P1430, P3375, P3376, 4936, P6363	Chon, M.K.	P1813	Chua, T.S.	P3667
Cho, H.J.	P1448, P1567, P1653	Chong, D.	1136, P3391	Chuang, S.-Y.	P3662, P3668
Cho, H.N.	P5919	Chong, L.Y.	P3547	Chuang, S.Y.	P6395
Cho, I.	P5159	Chong, S.Y.	P4555, P4586	Chubuchny, V.	P3596
Cho, I.J.	P2755, P4676, P5159, 6075	Chong Nguyen, C.	5973	Chubuchnyi, V.	P4571
Cho, J.-M.	P4386	Choong, H.L.	P928	Chudek, J.	P538
Cho, J.G.	P215, P1814, P3801, P5615, P5625, P6446	Chopard, R.	2119, P4400, P4449, P6549	Chumachenko, P.V.	P4476
Cho, J.H.	P926, P1591, P3775, P5355	Chopra, H.C.	P5574	Chun, J.	P1606, P5364
Cho, J.R.	P2820	<b>Chopra, H.K.</b>	<b>326</b>	Chun, K.J.	P654, P1813, P5352
Cho, J.S.	P4952, P5232			Chun, K.R.J.	P4482, P5329
Cho, J.Y.	P215, P4441, 5876, P6325			Chun, S.	P1372
Cho, K.H.	P3801			Chun, Y.	P2511, P2549, P4577, P4606, P6439
Cho, K.I.	P927, P1489, P5243, P6461, P6524			Chun, Y.H.	P1546, P2572, P3491, P4969, 5757
<b>Cho, L.</b>	<b>128, 245, 373</b>			Chung, E.H.	P4640
Cho, L.	1899, 3838			Chung, H.Y.	P5225
Cho, L.C.	P783			Chung, M.	P1741, P4313, P4496, 5669
Cho, M.-C.	P2392			Chung, N.	P2755, P4676, P5159, 6075
Cho, M.C.	2347, P2827, 3066, P4734, P5651, P6363				
Cho, M.S.	P662, P2443, P4520, P5529				

# Chairpersons & Judges / Speakers & Discussants / Authors Chu – Com

NAME	PAGE(S) / PROGRAMME NR(S)	NAME	PAGE(S) / PROGRAMME NR(S)	NAME	PAGE(S) / PROGRAMME NR(S)
Chung, V.	P5457	Claessens, R.	P2546	Coghlan, J.G.	P869, P1773
Chung, W.J.	P621	Claeys, M.J.	P6186	Cogo, A.	P2732
Chuo, W.	P6390	Clagett, B.	1892	<b>Cohen, A.</b>	<b>98, 126</b>
Chwyczo, T.	P791	Claggett, B.	P230, P1173, P1658	Cohen, A.	32, P1443, P2569, P2574, P4357,
Ciabattoni, C.	P2578	Claggett, B.L.	P1647		P5940
Ciampi, Q.	P3316, 6048	Clame Bouabout, G.	P2649	<b>Cohen, A.T.</b>	<b>208</b>
Cianchetti, S.	P3812	Clapp, B.	P514, 3077, P4419	Cohen, A.T.	1877, 2904, P4128, 5967
Cianfone, D.	P4741	Clare, R.M.	P2427	Cohen, D.J.	P4970
Cianfone, E.	P2620, 4291, 4292, 4293	<b>Clari, M.</b>	<b>33</b>	Cohen, L.	P5387
Ciarapica, R.	52, 4278	Claridge, S.	P550	Cohen, M.	3310, P5600
Ciatti, F.	P2828	Clark, A.L.	P3619, P4324, P6357	<b>Cohen-Solal, A.</b>	<b>86</b>
Ciborowski, M.	P4567	Clark, D.	5801	Cohen-Solal, A.	1333, P3778
Ciccarelli, G.	P2852, 3078, P4417	Clark, E.	4068	Coignee, F.	P4566
Ciccarelli, M.	P1605, P5404, P5405	<b>Clarke, S.C.</b>	<b>244</b>	Cointe, B.	4164
Ciccone, M.M.	P1632, P1642, P1649,	Clarke, S.J.	P1808, P1810	Cokkinos, D.	P616, P742, P1478, P3706
	P2643, P4630	Clarke, W.T.	1891	Cokkinos, P.H.	P2650
	388	Clasen, L.	P1492	Colaioni, I.	P1845
Ciconetti, M.		Claudio Meneghetti, J.	P2799	Colak, C.	P6347
Cieck, G.	P2866, P3796	Claus, P.	P6120	Colangelo, S.	4941
Cicha, I.	2273, 4284	Clauwaert, M.	5989	Colantonio, L.	P3634
Cicogna, A.C.	2260	Clays, E.	P3128	Colantonio, S.	1327
Cicoira, M.A.	P4574	<b>Cleland, J.G.F.</b>	<b>91</b>	Colas, A.	1886
Ciconte, G.	1054	Cleland, J.G.F.	2340, 2940, P3619, 4885,	Colavita, A.	P3411
Cid Alvarez, A.B.	P5298, P6211		5848, 6022, P6357	Colecraft, H.M.	P3112
Cid-Alvarez, B.	P4134	Clemens, A.	2357	Coleman, C.	2359, P2570, P2576
Cid-Menendez, A.	P2550, P2588	Clemens, M.	1100, P1580, P5312	Coleman, C.I.	P2564, P3710, P3717
Ciesla, D.	P1851, P1873, P3393, P6194	Clement, A.	P2649	Colette, E.	P752
Cieslik-Guerra, U.I.	P5485	Clement, D.L.	6594	Colhoun, H.M.	P713, P1169, P1170
Cifarelli, A.	P2446	Clement, E.	3298	Colic, M.	P6197
<b>Cifkova, R.</b>	<b>138, 145, 256, 383</b>	Clementi, A.	P4957	Colivicchi, F.	P1707, 5048
Cifkova, R.	270	Clementina Giorgi, M.	P2799	Collaku, E.	3306, P3488
Cifrian Martinez, J.	5754	Clementy, N.	170, P1389, P1543, P3105,	Coller, J.M.	P3614
Cigarran, H.	P3743		4891, P4995	Colleran, R.	P5263
Cihak, R.	P1580, P5312, P6149	Clemmensen, L.H.	P480	<b>Collet, J.-P.</b>	<b>418</b>
Cikes, M.	P881, P2657, 4177, 6039	Clemmensen, P.	P5634, P5641	Collet, J.-P.	2037, 3013, 3241, P3790, 4160,
Cilia, C.	P207	Clerc, O.F.	P893, 4910, 6089		6042
Cima, A.	P3686	Clerico, A.	P813, P4721, P5464	Collet, J.P.	P4666, P5610, P6547
Cimadevilla, C.	P1743, P2768, P5934	Cleuziou, J.	P1393, 4295	Collet, J.P.C.	P6407
Cimaglia, P.	P6280	Clifford, P.	1882	Colli, A.	6076
Cimen, T.	P3753	Clift, P.	P244, P2812	Colli, C.A.	P508
Cimmino, G.	P2843, P2852	Climent, A.M.	P3561, P4499	Collignon, O.	2366
Cinca, J.	P1822, P5515	Climent, V.	P887	Collings, S.L.	P2542, P2544
Cinca Cuscullola, J.	P6417	Clodi, M.	P5918	Collins, P.	4074
Cincin, A.A.	P3720	Clonaris, C.	5107	Collins, S.	P5442
Cingolani, H.	P4473	Clopton, P.	P4796	Collinson, J.	P6366
Cinque, A.	P526	Clur, S.A.B.	1130	Collis, R.	P889
Cinquetti, M.	P1666	Cluzel, P.	P831	Colognesi-Capogrossi, M.	52
Cinti, L.	P622, P2397	Cluzol, L.	P4600	Colombini, E.	P2658
Ciobanu, A.	P6183	Co, M.L.	P2673	Colombino, M.	P2493
Ciobanu, L.	P6320	<b>Coats, A.J.S.</b>	<b>24, 89</b>	<b>Colombo, A.</b>	<b>155</b>
Cioffi, G.	P1143	Coats, A.J.S.	1208, 1210, 2941, 4042	Colombo, A.	85, P255, P569, P1144, 1278,
Cipriano Junior, G.	P5477	Coba, S.C.	2136		P1750, 2115, P2160, 2281, P3417, P3424,
Cirakoglu, O.F.	P4443	Cobankara, V.	P3705, P4688		3938, P4308, P4432, 4869, P5261, P6191,
Cirillo, P.	P2843, P2852, P3450, P3457	Cobianchi Bellisari, F.	4294		P6212, 6609
Cirillo, T.	P3362	Cobiella, J.	P1758	Colombo, F.	4941
Cislak, A.	P1851, P1873, P3353, P3393	Cobo, M.	P4999	Colombo, P.	3306
Cisneros, E.	P4717	Cobo Marcos, M.	399	Colonel, R.	1886
Cisse, A.	4238	Cobos, M.A.	P509, P1447, P2460	Colonetti, E.	2055
Ciszewski, M.	2046	Cobos Gil, M.A.	399	<b>Colonna, P.</b>	<b>385</b>
Citarella, G.	P2146, P2643, P6375	<b>Coca, A.</b>	<b>36, 271</b>	Colonna, P.	P1626, P1648
Citro, R.	P1626, P1648, P2660, P3735, P4733	Coca, A.	317, 2051, 3227	Colotta, F.	2374
Cittadini, A.	P4376, P6367	Cocchieri, A.	P6418	Colque-Cano, M.	P6326
Citterio, P.L.	P3597	Cocco, N.	P3411	Colquhoun, D.	P2610
Citu, I.M.	2102, P2878	Cochet, H.	P3502	Coluccia, G.	P219
Ciuca, C.	P5526	Cockcroft, J.	P2393	Colunga Blanco, S.	P6506
Ciuffreda, L.P.	P2843	Cockcroft, N.	P2742	Combes, A.	123, P1510, 2071, 2073, 2075
Ciuffreda, M.C.	P3546, 5070, P5390, P5916	Cocozza, S.	P4723	Combes, N.	P5361
Ciurzynski, M.	P4703	Codazzi, A.C.	P491	Combes, S.	P5361
Civelekler, M.	P670	Codogno, I.	P1743, P5934	Combis, M.S.	187
Cividjian, A.	P4418	Coen, M.	P4531	Comella, A.	1014
Claes, J.	P1685			Comenale Pinto, S.C.P.	P2436
Claessens, B.E.P.M.	P6213				

# Chairpersons & Judges / Speakers & Discussants / Authors Com – Cri

NAME	PAGE(S) / PROGRAMME NR(S)	NAME	PAGE(S) / PROGRAMME NR(S)	NAME	PAGE(S) / PROGRAMME NR(S)
Comenzo, R.L.	P1172	<b>Corrado, D.</b>	<b>259</b>	Cottin, Y.	P939, P4616, P4658, 5739, P5940
Comin-Colet, J.	P1178	Corrado, D.	P238, P687, P882, 3172, P3424	Coucke, P.	P829, P6429
Comito, C.	P2484, P5900	Corrado, E.	P6412	Coudert, I.	P938
Comuth, W.J.	P3815	Corral, J.	P5277, P5516	Couetil, J.P.	P3601, 4875
Conceicao, G.	P1594	Corrao, S.	P4342	Coufal, Z.	4829
Conceicao, I.	P665, P6160	Correa Vilches, C.	4214	Coulombe, A.	P728
Conceicao, R.O.D.	3950	Correia, A.	P923, P2560, P3759, P4735, P5499, P6182	Courand, P.Y.	P4418
Condo, J.	P3774	Correia, E.B.	P5480	Courties, G.	4864
Condorelli, G.	5055	Correia, J.	P922, 5815, P6425	Courtiol, G.	P5429
Condrea, S.	P525	Correia, M.	P6097	Coutinho, R.	P3373
Conejo-Ceron, S.	P5469	Correia, P.	P2769	Coutinho Cruz, M.	P861, P2744, P6581
Conen, D.	P816, P2607, P3091, P4478	Correia, A.	P2769	Coutinho Miranda, L.	P861
Cong, X.F.	P1606	Correra, A.	P3592, P5557	Couts, L.	P5327, P5354
Congo, K.	P915, P933, P2877, P4752, P5607, 6599	Corsi, C.	2139	Coutts, J.	3077
Connolly, H.	P6171	Corsini, A.	P622, P2397, P5894	Couturaud, F.	5739, 5854, 5856, 5858, P6481
Connolly, M.	P2189	Corso, B.	P3799	Cowie, M.	P1641
Connolly, S.	4813	Cortes, C.	P1406, P2766, P5548	<b>Cowie, M.R.</b>	<b>199</b>
<b>Connolly, S.J.</b>	<b>263</b>	Cortes, M.	P891, P2779, 5091, P6250	Cowie, M.R.	459, 1223, 2206, 2225, 3189, 4041, 4240
Connolly, S.J.	P506, P1509, P2190, 2931, 5718	Cortes Garcia, M.	P1667, P2468, P4592, P4656, P6268	Cox, A.T.	P1691
Conradi, L.	P3700	Cortes Villar, C.	P6465	Cox, C.	P3115, 5138
Conrath, C.E.	284	Cortese, B.	P3424	Cox, D.A.	P4309
Conrotto, F.	2280, P6191, 6608, 6609	Cortese, F.	P4630	Cox, H.	P883
Conroy, J.	P1419	Cortez, D.	P642	<b>Cox, J.L.</b>	<b>133</b>
Consolim-Colombo, F.M.	P5486	Cortez-Dias, N.	P665, P1555, P1556, 2308, P3330, P3474, P4515, 5094, P5311, P6160, P6249	Cox, J.L.	1971, 1974, 3911
Constantin, I.	P3597	Corti, A.	P3812	Cox, R.	P3562
Constantinescu, A.A.	P1651	<b>Corti, R.</b>	<b>93</b>	Coy, A.	2136
Constantinescu, C.A.	P4546	Cortigiani, L.	P3364, 6048	Cozma, D.	1017
Contaldi, C.	P205	Cortina, J.M.	P1774	Cozzi, L.	P1506
Conte, E.	5145, P5229	Cortina Camarero, C.	P511	Craciunescu, I.	P4392
Conte, G.	P697, 1054	Cortina Romero, J.M.	P1764	Craig, D.M.	P1671
Conte, L.	P1626, P1648, P3575, P6260	Corzani, A.	P3510, P3530	Crake, T.	P5260
Conte, M.R.	P5526	Cosei, I.	4055, P4668	Cram, P.	1019
Conte, S.	P2843, P2852	<b>Cosentino, F.</b>	<b>40</b>	Cramariuc, D.	P5524, P5527
Conti, F.F.	P4642	Cosentino, F.	1267, P4320, P4976	Cramer, M.J.	P4344, P6279
Contractor, H.	P1804	Cosentino, N.	P1818, P2830, P3102, 3925, P5596	Crandell, J.	P777
Contreras-Rodriguez, A.	6055	Cosgrove, N.M.	P4799	Cransac, F.	P2565
Cook, C.M.	P3086, P3088	Cosio, F.G.	2063	Crawford, J.	1005
Cook, N.R.	4908	Coskun, A.U.	P2407	<b>Crea, F.</b>	<b>267</b>
<b>Cook, S.</b>	<b>315</b>	Coskun, F.Y.	P4682	Crea, F.	P494, P1809, P1818, 2277, P2612, P2618, P2835, P2844, P2845, 3206, 3898, 4142, 4145, 4294
Cook, S.	1077, P1657, P3675, P5503, P6366	Cossio-Aranda, J.	P3702	<b>Creager, M.A.</b>	<b>141, 212, 361</b>
Cook, S.A.	1131, P1784, 3060, P6500	Costa, C.	P854, P3769, P5655	Creaney, C.	P708
Cook-Wiens, G.	P959, P967, P1411	Costa, F.	4929	Creek, D.J.	P4563
Cool, H.	P1685	Costa, F.M.	P1872, P2577, P5341, P5359	Cremer, D.	P4717
Coppini, C.	5978	Costa, G.	P6150	Cremer, P.	P896, 3862
Coppini, R.	P3517, P3721	Costa, G.M.	4073	Cremer, P.C.	P783
Coppola, A.	P3362	Costa, R.	P217, P3526, P3529	<b>Cremonesi, A.C.</b>	<b>260</b>
Coppola, M.G.C.	P2436	Costa Bignoto, T.	P584	Cremonesi, A.C.	2044
Corazza, G.R.	P4342	Costa De Souza Le Bihan, D.	P584	Crencio, V.	P2772
Corbalan, R.	3310	Costa Filho, F.F.	P5513	Crescioli, C.	P4550
Corbier, A.	P4566	Costa Rodrigues, R.	P923, P2560, P3759, P4735, P5499	Crespin Crespin, M.	P1550
Cordeiro, F.	P747, P929, P3444, P4718	Costa Souza, A.	P584	Crespo, C.	P2554
Cordero, A.	P3763, P6190, P6573, 6617	Costabel, J.P.	P664	Crespo, J.	P3791
Cordero Fort, A.	P4593	Costalunga, A.	P582	Crespo-Leiro, M.	177, 3947
Cordisco, S.	4278	Costantino, R.	P4364	<b>Crespo-Leiro, M.G.</b>	<b>313</b>
Cordoba Soriano, J.G.	P3694	Costantino, S.	P4320, P4976	Crespo-Leiro, M.G.	P2410, 4256, P6388
Cordoba-Soriano, J.G.	P1406, P5548, P6465	Costanzo, D.	2138	Cresti, A.	P4966, P6263
Corella, D.	P6441	Costanzo, S.	103, P836, P2642, P2749	Creta, A.	2138
Corinaldesi, C.	P4550	Costarino, A.T.	P4727	Crevelari, E.S.	P3526
Cornara, S.	P1864, P2830, P3102, P4625, P5630, P6204	Coste, P.	P939	<b>Cribier, A.</b>	<b>136</b>
Cornel, J.H.	5970	<b>Cosyns, B.</b>	<b>157</b>	Cribier, A.	2207, 2968
Cornelis, J.	P2679	Cosyns, B.	133, 2319, 3255	Crijns, H.	P1529
Cornelissen, A.	P4451	Coteli, C.	P3427	Crijns, H.J.	P3110
Cornelissen, V.	P1685	Coto, E.	P3743	<b>Crijns, H.J.G.M.</b>	<b>204</b>
Cornelussen, R.	P547	Cotroneo, R.	2286	Crijns, H.J.G.M.	P2546, 4069
Cornier, M.-A.	5777	Cottel, D.	P4120		
Cornillet, L.	P1195	Cotter, G.	2369, P2655		
Corra', U.	P241				

## Chairpersons & Judges / Speakers & Discussants / Authors Cri – Dan

NAME	PAGE(S) / PROGRAMME NR(S)	NAME	PAGE(S) / PROGRAMME NR(S)	NAME	PAGE(S) / PROGRAMME NR(S)
Crimi, G.	P211, P2772, P2818, P2830, P3102, P3441, P3799, P4625, P5614, P5630, 5744, P6204	Cuocolo, A.	P205	D'Silva, A.	P237
Crisci, M.	P3415	Cupa, J.	P2876	D'Souza, A.	P3115
Crisostomo, V.	P2611, P2621, P5914	<b>Cupples, M.E.</b>	<b>38</b>	D'Souza, M.	P1197
Crispi, F.	P2730, P2734, P4349	Curcio, A.	P4380	D'Udekem, Y.	P6513
Cristo-Ropero, M.J.	P1842	Curcio Ruigomez, A.	P746	Da Broi, F.	P4318
Cristobal, C.	P805, P6535	Cureoglu, A.	P4595	Da Costa Martins, P.	P3115
Cristobal Varela, C.	P746	Curila, K.	1288	Da Luz, P.L.	P795
Criviera, C.	2359, P3710, P3717, 5964	Curnis, A.	1098, 2380, P3504, P5346, P5365, P5377	Da Silva, G.	P808
Crochemore, C.	P5441	Curylo, A.	P6220	Dabrowska, A.	P5168
Croci, F.	P3520	Curzen, N.	P2448	Dabrowski, A.	P4651
Crocini, C.	P3517	Cushman, M.	P4991	Dabrowski, M.	P5901
Croisille, P.	P4448	Cushman, W.C.	1239, 3185	Dabrowski, R.	P791, P4740
Crola Da Silva, C.	P2846	Cusma Piccione, M.	P2463, 4929	Dabrowski, W.	P3532, P6264
Crombet, T.	P744	Cuspidi, C.	P1442, P6180, P6405	Dachs, T.	P3132
Cromie, N.	1236	Custodio, W.	P3419, P5884	Dadabaeva, N.	P6428
Crook, J.C.	4071	Cutajar, I.	P1522	Dadon, M.	P6477
Crooks, G.	P5206	Cutter, J.	P2737	Daehne, T.	P1552, P4492, P5362
Crosato, M.	P3504	Cuypers, J.A.A.E.	P800, P2809	Daemen, J.	310
Cross, D.	P2610	Cvetinovic, N.	P4323, P5610	<b>Dagli, E.</b>	<b>87</b>
Crossett, M.	P5160	Cvetkovic, J.	P2709	Dagnelie, P.C.	P799
Crotti, L.	P627, 1135, P1158, P1786	Cvorovic, V.	P4323	Dagradi, F.	1135, P1786
Crouse Iij, J.R.	P1713	Cwikiel, J.	P4340	Dagres, N.	5812
Crucet, M.	P1171, P3625	Cyganski, P.	P4704	Dahagam, C.	P833
Cruciani, A.	2138	Cyrille, M.	P3784	Dahlman, J.	4864
Cruden, N.L.	P2535	Czajkowski, M.	P221, P3532, P3536, P6264	Dahlstrom, U.	1126, P3642, 4038
Cruz, I.	P900, P4718, 5736, 5745	Czapla, J.	1054	Dai, J.	P3464
Cruz, I.R.	P5646	Czarnecka, D.	P5188, P6220	Dai, J.N.	P1382
Cruz, L.G.B.	P793	Czarny, B.M.S.	P4586	Dai, K.	P1589
Cruz, P.L.C.	P792	Czekay, B.	P2597	Dai, Z.	P3464
Cruz Ferreira, R.	P479, P861, 1361, P1486, P1497, P1795, P2180, P2744, 3819, 4028, P5205, P5479, P6265, P6581	Czernichow, S.	P829	Daiber, A.	P722, P4106, P4110, P4549, P5411
Cruz-Ferreira, R.	P532, P2434	<b>Czerny, M.</b>	<b>21</b>	Daiber, A.D.	P4104
Cruz-Lemini, M.	P2734	Czerny, M.	3983	Daida, H.	P716, P4973, P5321, P5408, P5455, P6237, P6452
Crystal, E.	P693	Czerwinska, K.	P5901	Daida, H.D.	P3655
Csanadi, Z.	1100, P5363	Czibik, G.	P2788, 3192, P4635	Daka, B.	P731, P4113
Csapo, K.	P1835	Czibik, G.C.	P4632	Dakos, G.	P5356
Csiba, L.	P5363	Czirjak, L.	P1436, P1446, 2372	Dal Ferro, M.	P498, P887
Csonka, C.S.	P1823	Czyzewski, L.	P4763	Dal Lago, P.	393, P2696, P3629
Csont, T.	P1823	D'Agostino, C.	33	Dalakoti, M.	1136, P3391
Cubbon, R.	4279	D'Agostino, M.	4278, P4539	<b>Dalal, J.</b>	<b>317</b>
Cubbon, R.M.	1099	D'Almeida, S.	P6319	Dalby, M.	P1155, P2500, P4091, 5149
Cubedo, J.	P3791	D'Alto, M.	33, P868, P3592, P4376, P5557, P6492	Dalcoquoio, T.	P5602
Cucchini, U.	P2462	D'Amario, D.	P494, P2612, P2618, 4294	Dalcoquoio, T.F.	P723
Cuccia, L.	P6141	<b>d'Amati, G.</b>	<b>216, 328</b>	Daleffe, E.	P5369
Cucu, N.	P4392	D'Amato, A.	3230	Dalen, H.	P2185
Cuellar-Calabria, H.	P249	D'Amico, M.	2280, 3074, P4133, P4435, P6191, 6608, 6609	Dalgic, Y.	P3802, P6576
Cuello, F.	P3560	D'Amico, M.L.	P3599	Daliento, L.	P882
Cuenca Parra, S.	P2798	D'Amore, C.	45	Dalla, C.	P5162
Cuesta, J.	P5639	D'Angelo, A.	P565	Dallaglio, P.	P1162, P3503, P3512
Cuesta Cuesta, F.J.	4946	D'Angelo, D.	8	Dallongeville, J.	P4120
Cueva-Recalde, J.F.	P1424	D'Angelo, G.	P1488	Dalmau, R.	323, P1185, P5470, 5794
Cuevas, C.	P6218	D'Angelo, M.	4929, P6153	Dalmau Gonzalez-Gallarza, R.	P5468, P6153
Cugola, D.	P3570	D'Antonio, A.	P5437	Dalos, D.	P6393
Cul, S.	P3568	D'Antono, B.	P6170	Dalsgaard, M.	P1650
Cuisset, T.	P6569	D'Aria, S.	52	Daly, K.	P5391
Cukjati, M.	P2654, P4559	D'Armini, A.M.	P2414	Dalzell, G.	1236, P5254
Culaciat, G.	P1449	D'Ascenzi, F.	P1435	Damasocelli, A.	P4432
Cullen, L.	1066, P1199, P4790, 6600	D'Ascenzo, F.	P254, 2280, 2281, P2858, P2859, 3074, P3758, P4133, P4435, 4941, P4966, P5597, P6191, 6608, 6609	Damaso, A.	P933
Cumberland, D.	P3451	D'Ascola, D.	P6141	Damaso, A.R.	P915, P2877
Cumetti, D.	P2198	D'Auria, C.	P2493	Damatto, R.L.	P2689
Cummings, C.	P1695	D'Esposito, V.	P1599	Dambrin, C.	P1518, P3528
Cung, T.T.	P1195, P1587	D'Estanque, E.	5139	Dambrink, J.H.	P6559
Cunha, D.	P5569	D'hooge, J.	P3312, P4598	Damiana, T.S.T.	P3815
Cunha, F.M.	P737	D'Humieres, T.	P2775, P3725	Damiano, M.A.	P198
Cunha, M.J.	P6150	D'Imperio, H.E.	P2579	Dammas, P.	P6559
Cunha, P.	2332	D'Onofrio, A.	2383, P3504, 6608	Damras, T.	P6212
Cunha Abizaid, A.A.	P584	D'Ortho, M.-P.	P1641	Damy, T.	P886, P3601, P3725
Cunha Neto, E.	P2195			Dan, A.	P3110
				Dan, G.-A.	4247

## Chairpersons & Judges / Speakers & Discussants / Authors Dan – De

NAME	PAGE(S) / PROGRAMME NR(S)	NAME	PAGE(S) / PROGRAMME NR(S)	NAME	PAGE(S) / PROGRAMME NR(S)
Dan, G.A.	P1538, P1711, P1712, P3110	<b>Davidovic, L.</b>	<b>256</b>	De Craen, A.J.M.	P4657
Danad, I.	4157, 4242, 5714	Davidson, S.	P6312	De Curtis, A.	P2642
<b>Danchin, N.</b>	<b>149</b>	Davierwala, P.M.	P484	De Dios, E.	P5394, P6117
Danchin, N.	P829, P939, P3657, P4609, 4827, P5624, P5654, 5739, P5940, P6134, P6567, P6568, P6569	Davies, A.J.	P4662, P5510	De Falco, E.	P5916
Danckwardt, S.	P722	Davies, J.E.	92, P3086, P3088, P5563, 5665	De Fazio, A.	P3411
Danek, B.A.	P5566	Davies, S.W.	2074	De Ferrari, G.	P2830
Danelatos, C.	P1416, P4383	Davila Fajardo, C.L.	4214	<b>De Ferrari, G.M.</b>	<b>130</b>
Danenberg, H.D.	P3697	Davin, L.	2321, 2323, 2325	De Ferrari, G.M.	P211, P491, P627, P1158, P1864, 1922, 1928, P2818, P3102, P3441, P3546, P3799, P4625, P5614, P5630, 5744, P6204
Danesino, C.	P873	Davis, B.T.	P6338	De Feyter, P.J.	P4795
Dang, T.A.	P4534	Davis, E.	P6327	De Filippo, P.	P3527
Dangardt, F.	P1475, P5502	Davis, E.F.	P1403	De Freitas, N.	2140
Dangas, G.	P569, P6225	Davis, J.	P522	De Gaetano, G.	103, P836, P2642, P2749
<b>Dangas, G.D.</b>	<b>42</b>	Davison, B.A.	2369, P2655	De Garate, E.	1078
Dangas, G.D.	407, 411, P2160, 5012, 5079, P5167, P5641	Davletov, K.	P5508	De Goma, E.	5777
Danias, G.	P1154, P1827, P5609, P6225	Davlouros, P.	4065, P4650, P5611, P6100	De Greef, Y.	P5174
Danicska, D.	P5519	Davos, C.H.	P3321, P3342, P3345	De Groot, J.R.	P637, P1535, P2595, P2813, P3493, P4469, P4488
Daniel, H.	P4583	Davutoglu, V.	P4522, P4682	De Groot, N.M.S.	P3472, P4472, P4475, P4504
Daniel, J.-M.	P699, P700	Davy, J.M.	P632, P1587	De Groote, P.	P5620
Daniel, J.M.	P227, P698, 4201	Dawn, B.	P749, P5938	De Haan, J.J.	P4562
Danieli, P.	P3546	Dawson, D.	P3380, 5752, 6050	De Haro, J.	P614
Daniels, L.	P4796	De Abreu, M.	P2885	De Hemptinne, Q.	3075
Daniels, S.R.	3033	De Abreu, M.A.	P2579	De Hoog, V.C.	P1868, P3794, 4832
Danielsen, R.	P4716, P5425	De Agustin, A.	P509, P2460, 6615	De Jaegere, P.	P850
Danilenko, N.G.	P1792	De Agustin, J.A.	P1371, P1447	De Jaegere, P.P.T.	P1736
Dannenbergh, L.	P1167, 3248	De Agustin Loeches, J.A.	P4377	De Jager, S.C.A.	P2839, P4562
Danner, B.	P6454	De Alarcon, A.	P4993	De Jager, P.P.T.	P1145
Danse, P.W.	P1414, 2279, P3437	De Alvim Siqueira, D.A.	P584	De Jong, M.M.J.	P1807
Dantas, A.P.	P705, P5912, 6059	De Andres, R.	181	De Jong, P.A.	271, P3644, P5212
Dantas Tavares De Melo, M.	P2799	De Angelis, K.	P4642	De Jong, P.L.	P5301
Dantyan, K.V.	P3480	De Angelis, K.A.	P792	De Jonghe, J.F.M.	P3522
Danzi, G.B.	P3459	De Angelis, L.	3945	De Keyser, F.	P2792
Daquati, G.	P1670	De Antonio, M.	2370, 2371, P2672, P5446, P6377	De Kezel, C.C.A.	1130
Dar, U.	P4463	De Asmundis, C.	P697, 1054	De Kleijn, D.	292
Dardi, F.	P871, P1775, P2782, P6485	De Backer, G.	1251, 3928, 4140, 5115, 6618	De Kleijn, D.P.V.	P1713, P1868, P3112, P3794, P4586, 4832
<b>Darius, H.</b>	<b>189</b>	De Backer, J.	2284	De Kleijn, D.V.P.	P4555
Darius, H.	P1858, P1862, P2548, 2903, 2906, 3069, P4100, P5652, P5657	De Bacquer, D.	274	De Kluiver, E.P.	4026
Darmon, A.	P2768	De Belder, M.A.	P5899	De La Chica, J.A.	P1526, P1759
Darocho, S.	P3350	De Benedictis, M.	2281	De La Hera, J.M.	P4654, P5005
Dart, A.M.	P1483, P2633	De Berrazueta, J.R.	P4993	De La Sierra, A.	3232
Darviri, C.	P3321	De Boeck, B.W.L.	P6279	De La Torre, J.M.	P1406, P5548, P6465
Darvishova, R.	P1633	De Boer, M.J.	P620	De La Vieja, J.J.	5091
Das, K.	P748	De Boer, R.A.	3964, 5129, 5845	De Las Heras-Gomez, I.	P3752, P4743, 4831
Daszenzo, F.	P2159, P5943	De Boer, S.A.	P4540	De Lazzari, M.	P238
Dasgupta, I.	P556	De Bonis, C.	P6257	De Leeuw, P.W.	2296, 6020
Dash, P.K.	P5560	<b>De Bonis, M.</b>	<b>374</b>	De Logu, F.	P3135
Dashinemaeva, L.	P763	De Bonis, M.	28, 306, P842, 3975	De Luca, A.	P4765
Daskalopoulou, S.	P2056	De Bono, J.	P244	De Luca, F.	4929
Dasque, E.	P6339	De Borst, M.H.	P4540	De Luca, G.	P3788, P5641, P6198
Dass, S.	5870	De Bortoli, M.	P882	De Luca, L.	3890, 4147
Dassanayake, S.	P237	De Bruyne, B.	P474, P965, P1139, P1401, 1909, 3078, P4417, P4431, P5216, P5257, P5530	De Luca, N.	105, P3096
Dasseni, N.	P5203	De By, T.	P500	De Luca, S.	P4380
Dasseux, J.L.	P5894	De Caria, D.	P1506	De Maat, M.	P3815
Date, M.	P4581, P5434	De Carlini, C.C.	P2192	De Man, F.H.A.F.	P3437, P4311
Datino, T.	P5339	<b>De Carlo, M.</b>	<b>74</b>	De Marchi, D.	P6136
Datler, P.	P4766	<b>De Caterina, R.</b>	<b>44, 89, 98, 382</b>	De Marco, M.	3230
Daub, S.	P4110	De Caterina, R.	432, 1216, 1219, P1533, P2545, P2548, P2571, P2596, 3001, 3069, P3525, 3912, P4103, 4290, 5817, P5905, P6517	De Maria, C.	P2177
Daubert, J.C.	1097, P1631, 3239, P5435	De Cecco, C.N.	P4948	<b>De Maria, E.</b>	<b>270</b>
Davani, S.	P1844, P5590, 6006	De Chantal, M.	P823	De Maria, R.	P1506, P2701, P3631, P6574
Davarpasand, T.	P1617	De Chiara, B.	P4352	De Martino, F.	45
Davey-Smith, G.	3946	<b>de Chillou, C.</b>	<b>85</b>	De Matteis, G.M.	P3592
Davey-Smith, G.	P1475, P5502	De Chillou, C.	P3502, P5887	De Melis, M.	P3108, P6306
David, S.	P5392	de Chillou, C.	1002, 4001, 4003	De Metrio, M.	P2830, P3102, P5596
David, T.	P1372	De Cobelli, F.	P902, P4432	De Mol, B.A.J.M.	P4634
<b>David, T.E.</b>	<b>275</b>	De Cock, C.C.	P6271	De Mora, M.	P1526
Davidenko, O.G.	P1792				
Davidenko, V.V.	P1613				
Davidovic, G.	6607				

## Chairpersons & Judges / Speakers & Discussants / Authors De – Dem

NAME	PAGE(S) / PROGRAMME NR(S)	NAME	PAGE(S) / PROGRAMME NR(S)	NAME	PAGE(S) / PROGRAMME NR(S)
De Oliveira, J.C.	P5486	<b>De Winther, M.P.J.</b>	<b>77</b>	Del Val Martin, D.	P6539
De Pablo Gafas, A.	P2779	De Wit, C.	6589	Delahaye, F.	11
<b>De Pablo Zarzosa, M.C.</b>	<b>258</b>	Deaconu, A.I.	P545	Delahunty, N.	P3084
De Pablo-Gafas, A.	P2778	Deaconu, M.V.	P6183	Delarcho, N.	5153
De Palma, R.	P2843, P2852, P5526, P5538	Dean Chan Pin Yin, D.R.P.	P3493	Delaunay, R.	1364, P3745
<b>de Paola, A.</b>	<b>216</b>	Deanfield, J.	P6323	Delcayre, C.	P720
de Paola, A.	1292, 4001, 4003	<b>Deanfield, J.E.</b>	<b>151, 247</b>	Delcea, M.	P707
De Paoli, A.	P3805	Deanfield, J.E.	P1400, P1475, 1948, 2215, 2217, 3821, 3869, 4907, P5502, P5653, P5662, 5742, P6133	<b>Delcroix, M.</b>	<b>25</b>
De Pascali, I.	P3441	<b>Deaton, M.C.</b>	<b>18, 90, 369</b>	Delcroix, M.	2121, 3287, 4264, 5728
De Pasquale, C.	P1626	Deaton, M.C.	5015, 5843	Delea, T.E.	P554
De Pauw, M.	P2792	Deb, P.K.	2077	Deleanu, M.	P4546
De Placido, S.	P2184	Debax, P.	P5429	Deleskog, A.	P1826, P4655
De Ponti, R.	P5332	Debonnaire, P.	P1790	Delgadillo, H.D.	P3764
De Potter, T.J.R.	1301, 3200	Debruin, V.	1289	Delgado, A.	P6265
De Regibus, V.	2378	Debry, N.	P848	Delgado, A.J.	P6381
De Riva, M.	P1571, P3501	Debski, A.	2046	Delgado, A.S.	P5205
De Riva Silva, M.	P660, P2402	Debus, J.D.	P1609	Delgado, C.	P6381
De Robertis, F.	P1155, P2411, P2500, 5149	Dechend, R.	2913, 2914	Delgado, D.H.	6072
De Roest, G.J.	P6271	Dechering, D.	P2197, P3477	Delgado, J.	P5469, P5515
De Ronde, M.W.J.	3970	Decius, I.	P3591	Delgado, M.	P2438
De Rosa, M.	P5405	Deckers, J.	P3344	Delgado, R.	P5342
De Rosa, S.	P4339, P4380, P5285, P6106	Deckers, J.W.	P1651	Delgado, V.	1316, P1409, P1429, P1502, P1566, P1645, P1646, P1790, P2765, 3023, 3025, 3027, P4355, 4811, 4900, P6269, P6478, 6629
De Ruyter, S.C.	P3522	Decuman, S.	P2792	Delgado Ortega, M.	1318, P2464
De Ruvo, E.	P5369	Deddens, J.C.	P4562	Delgado-Almeida, A.R.	P6381
De Salvo, S.	P586	Dedic, A.	P4795	Delgado-Bolton, R.	P4996
De Sando, E.	P491	Dedovic, V.	P212, P949, P3355, P3443, P4132, 4895, P6202, P6241	Delgado-Jimenez, J.F.	P2778
De Santa, F.	4278	Deenadayalu, N.	1879	Delhaye, C.	P848, P5902
De Santis, A.	P6456	Deev, A.	P1730	Deliarгыris, E.	5079
De Sensi, F.	P6263	Deev, A.D.	P1863	Deliarгыris, E.N.	P3103, P5648, 6045
De Servi, S.	P211, P491, P643, P1864, 2378, P2772, P2818, P3102, P3441, P3799, P5614, P5630, 5744, P6204	Defilippi, C.	P4796	Delic-Brkijacic, D.	34, P5925
De Servi S, S.	P4625	Defranco, A.	P1154	Delierneux, C.	P4543
De Silva, K.	P1812	Deftereos, S.	63, P1834, P1843, P3429, P3792, P5611, P6215, P6216	Deljanin Ilic, M.	P3395, 4027
De Silva, S.	P3628	Deftereos Spyros, S.D.	P6554	Deljanin Ilic, M.D.I.	P6184
De Simone, A.	2383	Degertekin, M.M.	P4350, P6475	Dell'italia, L.J.	P6350
<b>de Simone, G.</b>	<b>203, 212</b>	Degli Esposti, L.	P1707	Dell'oro, R.	P1442
De Simone, G.	105, P205, P2184, P3096, 3230	Degrell, P.	P3099	<b>Della Bella, P.</b>	<b>94, 247</b>
de Simone, G.	100, 96, 98, 2050	<b>Deharo, J.-C.</b>	<b>139</b>	Della Bella, P.	P902, 1300, P1488, P3509, P3731, 3860, 4002
De Smedt, D.	P3128	Deharo, J.-C.	5092	Della Casa, R.	P4723
De Sousa, J.	P1555, P1556, 2308, P3330, P4515, P6249, P6301	Deharo, J.C.	170, P632	Dellambra, E.	52, 4278
De Sousa, L.	P1497	Dehghan, A.	P3645	Dellborg, M.	P1796, P1797, 3310
De Stefano, G.	3230	Deisenhofer, I.	P5173	Delle, H.	P4642
<b>De Sutter, J.</b>	<b>34</b>	Deitelzweig, S.	P2575, P3813	Dellegrottaglie, S.	45
De Sutter, J.	172, P3128	Deja, M.	P2168	Delles, C.	P3124
De Teresa, E.	P4569	Deigaard, L.A.	P1779	Dellgren, G.	P731
De Teresa-Galvan, E.	P619, P1669, 3947, P4532, 5877	Dekker, I.M.C.	P2872	Dello Russo, A.	P2404
De Teresa-Gavan, E.	P581	Del Angel, J.G.	P6218	Delmas, C.	4827
De Torres Alba, F.	P851, P3693	Del Canto, I.	P3483	Delnoy, P.P.	2306, 2307
De Vecchi, A.	P1756	Del Canto Serrano, I.	P3561	Delorme, G.	P623, P1794, P2399
De Vico, P.	P583	Del Castillo, S.L.	P3597	Delru, L.	P2652, 3818
De Vincentis, G.	P526	Del Castillo Arrojo, S.	P746	Deluyker, D.	P6389
De Vita, A.	P1809	Del Giglio, M.	P5532	Delvecchio, M.	P4630
De Vries, A.	P3567	Del Giudice, C.	P1605, P5404	Demarchi, A.	P3441
De Vries, A.A.F.	P3495	Del Greco, M.	P3686, P5170, P5369	DeMaria, A.	6051
De Vries, A.G.	P1829	Del Meglio, J.	1014	Demaria, A.	P5533
De Vries, J.	P1736	Del Monte, A.	P687	Dembowska, M.	P5397
De Vries-Spithoven, S.	P2869	Del Monte, D.	P3456	Demidova, M.M.	P1563
De Waard, G.	P514	Del Pozo, R.	P1776, P6488	Demir, F.	P2435
De Waart, M.	P2809	Del Pozo-Rivas, R.	P2778	Demir, M.	P4595
De Waha, S.	P2682, 3053, P6140	<b>Del Prado, S.</b>	<b>128</b>	Demir, S.	P4443
De Waha, S.D.W.	3051	Del Prato, S.	1894, 1898	Demircioglu, S.	P824
De Wilde, K.C.	6090	Del Ry, *.S.	P5393	Demirkan, A.	P3588
<b>De Windt, L.J.</b>	<b>30, 143</b>	Del Ry, S.	P551, P1505, P2177, P2668, P4721, P5421, P5464	Demirtas, A.	P975
De Windt, L.J.	1032, 5064	Del Toro, J.	P4693	Demissei, B.	2369
De Winter, R.J.	2354, 3933, P5290, P5549, P6224, P6559	Del Trigo, M.	P3434	Demjen, Z.	P2865
		Del Val, D.	P2166	Demkow, M.	P4396, P5168
				Demkow, U.	P4127

# Chairpersons & Judges / Speakers & Discussants / Authors Dem – Die

NAME	PAGE(S) / PROGRAMME NR(S)	NAME	PAGE(S) / PROGRAMME NR(S)	NAME	PAGE(S) / PROGRAMME NR(S)
Dempsey, M.	P6338	Deuschl, F.	P3700	Di Resta, C.	P3731
Dempsie, N.	P708	Deutsch, K.	P3518	Di Russo, C.	5155
Den Heijer, P.	P2826, P5290	Deutsch, M.-A.	P1393, 4295	Di Salvo, G.	P1746, P1757, P5291
Den Ruijter, H.	P5440	Devabhakthuni, S.	1363	Di Salvo, M.E.	P4683
Den Ruijter, H.M.	P1868, P2839, P3794,	Devaux, Y.	P1644, 2366, P4777, 5127	Di Scala, L.	6092
	4832	Deveci, O.S.	P4595	Di Sciascio, G.	P1752, P1845, P6277
Denas, G.	P2603, P2604, P3816	Devereaux, P.J.	P1509	Di Serio, F.	P1632, P1642
Denaxas, S.	5776	<b>Devereux, R.B.</b>	<b>364</b>	Di Somma, S.	1091, 1093, 1095, P5198
Dendale, P.	5043, P5209, 5831, P6172	Devereux, R.B.	102, 3230, P5527	Di Stefano, S.	P2766
Deneer, V.M.	P5598	Devesa, C.	P4769	Di Stefano, V.	4278
Deneke, T.	P3494, P4484, P5318	Devesa Cordero, C.	P4785	Di Summa, R.	2280, P6191
Deng, D.	P3793	Deviggiano, A.	P1449	Di Tano, G.	P3631, P6574
Deng, L.	P3634	Devireddy, C.	3996	Di Terlizzi, S.	P3374
Deng, Q.	P574, P580	Devlin, G.	P485, P4114	Di Valentino, M.	P2607
Denis, A.	P2401	Devol, E.	P1746	Diallo, A.	P3099, P4095
Deniz, A.	P4595	Dewachter, L.	P2790, P3133	Diamanti, K.	P1418, P2849
Deniz, E.	3988	Dewilde, W.J.M.	4894	Diamond, T.	5751
Denjoy, I.	P3469	Dey, D.	P4951	Dias, A.	P1554
Denney, L.	P717	Deyama, J.	P4618	Dias, P.	P3781, P4661
Dennie, C.	P1431	Deye, N.	P4760	Dias, T.	P2694, P5236, P5306, P5307, P6290
Dennie, C.J.	3820	Deynega, V.G.	P2514	Dias Ferreira, N.	P577, P5236
Densem, C.G.	P2454	Dezawa, M.	P948, 2123, P5618	Diaz, G.	P825
Dent, R.	P1706, P1709, P3784	Dezsi, A.C.	P1835	Diaz, J.L.	P4988
Dentali, F.	P3711	Dezsi, L.	4284	Diaz, R.	P1173
Dentamaro, I.	P4630	Dh, C.H.O.I.	3308	Diaz Fernandez, B.	P682, P5298
Denti, P.	29	Dhillon, G.	P6493	Diaz Fernandez, C.	P1558
Denton, C.P.	P869	Dhooge, J.	P1665	Diaz Fernandez, J.F.	P3694
<b>Deo, R.</b>	<b>88, 150</b>	Dhutia, H.	P237, P239, P644, P1691, 5977	Diaz Villamarin, X.	4214
Deo, R.	1207, 2214	Di Bacco, L.	P842	Diaz-Canestro, C.	P711
Depoix, J.P.	P6466	Di Bartolomeo, R.	P622, P842, P2397	Diaz-Diaz, J.L.	181, P825
Derama, R.	P4578	Di Belardino, N.	P6277	Diaz-Guemes, I.	P2611, P2621, P5914
Derancourt, C.	P2505	Di Bella, D.B.G.	P6509	Diaz-Infante, E.	P1162
Dereagzi, S.F.	P6199	Di Bella, G.	P1192, P2463, P4364, 4929	Diaz-Pelaez, E.	5871
Derejko, P.	P3499	Di Bello, V.	P1626, P1648	Dib, J.C.	P2449
Dergilev, K.	P3548	Di Berardino, S.	2138	Dib, M.	P4110
Derimay, F.	P1701	<b>Di Biase, L.</b>	<b>139</b>	Dibona, G.F.	P4416
Derk, G.	P642	Di Biase, L.	1296, P2404, P2555, P2557,	Dichtl, W.	4243, P5157, P5525
Demarova, L.	P3340		3294, 3300, P4463, P4486, P5327, P5328,	<b>Dickstein, K.</b>	<b>259</b>
Derosa, G.	P565, P1148		P5335, P5343, P5354	Dickstein, K.	P1173
Derumeaux, G.	P2788	Di Blasio, A.M.	P3799	Didagelos, M.	P1781, P3726
<b>Derumeaux, G.A.</b>	<b>75, 92, 141, 150,</b>	Di Bona, A.	P5398, P5402	Didier, R.	6082, P6481
	<b>154, 304, 416, 419</b>	Di Carli, M.	P2179	Didier-Petit, K.	2119
Derumeaux, G.A.	P4635, 6622	Di Carli, M.F.	1310	Diebold, B.	P1510
Derumeaux, G.D.	P934, P4632	Di Castelnuovo, A.	103, P2642, P2749	Diederichsen, A.	P6404
Derungs, R.S.	P711	Di Cillo, O.	P6155, P6156	Diederichsen, A.C.P.	P1853
Derval, N.	P2401	Di Cori, A.	P219	Diedler, J.	P1493
Derveniotis, A.	P3358	Di Donna, P.	P490	Dieguez Alvarez, D.	P6270
Desai, A.S.	P230, P1647	Di Filippo, C.	P3735	Diehl, L.	P945
Desai, M.	6079	Di Filippo, S.	P2886, 3056, 3058	Dieleman, J.M.	P2196
Desai, M.Y.	P5933, 6049	Di Fiore, D.	P4967	Diemberger, I.	1128, P3510, P3530, P4621
Desai, S.	P3627	Di Gioia, C.	4280	Diener, H.-C.	5814
Descamps, O.	P1709	Di Gioia, G.	P1139, P1401, P1752, 2138,	Diener, H.C.	1994, 2210, 3990
Desch, S.	P214, P2682, 3053, 4828, P5199,		P5257, P5530	Diep, H.	P4977
	P6140	Di Giovanni, G.	1054, P6277	Dieplinger, B.	P1470
Desch, S.D.W.	3051	Di Giulio, P.	42	Dierickx, K.	P2652, 3818
Deschanel, G.	P5429	Di Iorio, G.	P1785	Dierksen, A.	5965
Deschepper, E.	P2792	<b>Di Lenarda, A.</b>	<b>16, 17</b>	Dietel, B.	P2850
Deschka, H.	P851, P3693	Di Lenarda, A.	16, P498, 1011, P1143,	Dieterich, C.H.	P5179
Deschle, H.A.	P1449		P3732, P5460, P6360, P6372, P6380	Dietl, M.	5879, P5897
Deseive, S.	2116	Di Luigi, L.	P4550	Dietzel, S.	P5383
Deseive, S.D.C.	P5226, P5227	Di Marca, S.	P207	Dieudonne, C.	P6498
Deshpande, R.P.	P867	Di Marco, A.	P1162, P3503, P3512	Diez, E.R.	P4508
Desjardins, J.-F.	4277	Di Marco, G.M.	P3592, P5557, P6492	Diez, J.	P1177, P4569
Desjardins-Crepeau, L.	P4089	<b>Di Mario, C.</b>	<b>137, 146, 204</b>	Diez, M.	P1670, 4257
Desnos, M.	P1187	Di Mario, C.	P5442, P6215, P6216	Diez, Del Hoyo, M.	5761
Desormais, I.	P1469, P3665	Di Martino, M.T.	P4339	<b>Diez Manglano, J.</b>	<b>22</b>
Desperak, P.	P1851, P1873, P3353	Di Molfetta, A.	P5464	Diez Martinez, J.	1045
Destà, L.	P936	Di Nora, C.	1011, P6360, P6372, P6380	Diez-Gil, J.L.D.G.	P3553
Desteghe, L.	P5209, P6172	Di Nunzio, D.	P2463, P4364	Diez-Lopez, C.	P2672, P5446, P6377
Deubner, N.	P2547, P5333, P5353	Di Pasquale, G.	P506	Diez-Quevedo, C.	2370, 2371, P5446
Deuel, J.	3948	Di Pietro, L.	P494		

## Chairpersons & Judges / Speakers & Discussants / Authors Dif – Dou

NAME	PAGE(S) / PROGRAMME NR(S)	NAME	PAGE(S) / PROGRAMME NR(S)	NAME	PAGE(S) / PROGRAMME NR(S)	
Difilippo, S.		1134	Dobner, S.	P5525	Dominguez-Franco, A.J.	P619, P1669, 5877
Difrancesco, D.	P3115	Dobosiewicz, A.		P3350	Dominici, T.	P6386
Dignat-Georges, F.	P3783	Dobras, J.	P212, P949, P3355, P3443, P3452, P4132, 4895, 5148, P5271, P6201, P6202, P6226, P6228, P6241		Dominiczak, A.	5986
Digne, F.	P2598				<b>Dominiczak, A.F.</b>	<b>304, 325</b>
Dijkgraaf, R.	P2813				Dominiczak, A.F.	4805
Diker, D.	P2719	Dobreanu, D.		P2865	Dommergues, M.	P885
Dikic, M.	P5644	<b>Dobrev, D.</b>		<b>365</b>	Donadio, C.	P2658
Dikic, N.	P2732	Dobric, M.	P782, P3367, P5439		Donahue, M.P.	2365
Dikmetas, O.	P670	Dobrovolskiy, A.B.		P2472	<b>Donal, E.</b>	<b>81</b>
Dilanian, G.	P728, P4511	Dobrzycki, S.		P5262	Donal, E.	P752, P1420, P1631, 3252, 3256, P5435, P6096
Dilaveris, P.E.	5806	Dobrzynski, H.	P3115, P3116		Donaldson, D.	P6251
Dilic, M.	P913, P966, 6607	Dobson, L.E.		P3602	Donaldson, R.	P2562, P2582, P2599
<b>Diller, G.P.</b>	<b>136</b>	Dobson, R.		P1793	Donateo, P.	P3520
Diller, G.P.	P245, P851, 1115, 1117, 1338, 1340, 1342, 2020, P2815, P3693, P3741, 4051, P6131	Dockrell, D.H.		P4537	Donati, M.B.	103, P836, P2642, P2749
Dilling-Boer, D.	P5209, P6172	Dodson, J.D.		4071	Donato, D.	P1648
Dillinger, J.-G.	P3646, P4760	Doehner, W.	984, 1275, 4254		Donato, M.	P1457, P1622
Dilly, M.P.	P6466	Doering, M.		P3534	Donato, M.F.	P945
Dimai, H.P.	P2154	Doerler, J.	P1849, P6415		Donato, P.	P4083, P6165
Dimastromatteo, J.	4296	Doerr, M.		P3119	Donato, R.	P2463
Dimitri, H.	P201	Doerr, O.	P809, 1042, P4545, P5622		Donde, K.	P227, 4201
Dimitriadis, G.	P937, P3656, P4351	Doerr, O.D.		P4680	Dondo, T.B.	3821, P5653, P5662, 5742, P6133
Dimitriadis, K.	P203, P780, P2151, P2502, P2725, P3319, P3678, P4304, P4390, P4614, P4641, P4644, 5762, 5990, P6100	Doevendans, P.A.	P2196, P2872, P2873, P4344, P5396, P6279		Donetskaya, O.P.	P6387
Dimitriadis, Z.	P5293	Doevendans, P.A.F.		4832	Dong, J.-Z.	4024
Dimitriu-Leen, A.C.	P528	Dogan, M.		P3753	Dong, J.Z.	P3484, P5337
Dimitroulis, D.	P1396, P5895	Dogan, V.		P1439	Dong, L.	6612
Dimitry, S.R.	P1454	Doggen, C.J.	P1414, P4311		Dong, L.L.	P2455
Dimmeler, S.	1030, 1888, 2105, 2275	Doggen, C.J.M.	2279, P3437		Dong, R.	P5002, P5941
<b>Dimopoulos, K.</b>	<b>328</b>	Doh, J.-H.	P1383, P4393		Donghi, V.	2256, P4575
Dimopoulos, K.	P245, P876, 1115, P2780, P2811, P3740, P5563, P6131	Doh, J.H.	P3432		Donini, C.	P4388
Dimopoulos, M.A.	P6243	<b>Doherty, P.</b>	<b>258</b>		Donnal, E.	P1187
Dinanian, S.	P2387, P2795, 5144	Doherty, P.	2095, 2097, P3345, P5467		Donnellan, E.T.	P5933
Dinca, M.	P1698, P1704, P2718	Dohi, K.	P3121, P4730		Donnelly, H.	4289
Diness, J.G.	P4453	Dohi, T.	P6237, P6452		Donnikov, A.E.	P2800
Ding, F.H.	P960, P968, P969, P3431	Dohi, T.D.	P3655		Donsakul, K.	P2727
Ding, S.	4865	Dohi, Y.	P208, P560, P1731, P3405, P4613, 4915, P4959, P6489		Donzeau-Gouge, P.	P5528
Ding, Z.	P3681	Doi, A.	P1501, P5217		Doorenbos, C.S.E.	P4540
Ding, Z.P.	P2879	Doi, M.	P1865, P3100, P3101, P6582		Dopheide, J.F.	P1678
Dingenouts, C.K.E.	P2635	Doi, S.	P6452		Doppelhammer, M.	P3537
Dingli, P.	P6206	Doi, S.D.	P3655		Doppler, S.	P1393, 4295
Dinkla, S.	P4533	Doi, T.	P4761, P6572		Dora, S.V.	P3767
Dinov, B.	P656, P4477	Doi, Y.	P4719		Dore, A.	P220
Dinu, M.	P1702, P2726	Dojjiri, T.	P596		Dorent, R.	3943
Dion, F.	P4995	Dokainish, H.	P1399		Dores, H.	5136
Diop, I.B.	P1146, P4958, 5991	Dokollari, A.	P5438		Dorian, P.	6601
Direk, K.	5776	Dolfi, A.	P2193		Dorn, T.	5068
Dirgen Caylak, S.	P1439	Dolinsky, J.S.	P6338		Dornelas, A.	998
Discacciati, A.	276	Doller, A.J.	P6358		Dorobantu, D.M.	6088
Distelmaier, K.	1369, P2888, 4833, P5183	Dolzhenko, M.N.	P677		<b>Dorobantu, M.</b>	<b>197, 244</b>
Dixen, U.	1058	Domanovits, H.	P689		Dorobantu, M.	P545, P913, P966, P4302, P5638, 6607
Dixit, P.	4289	Domanski, M.	1019		Doronzo, A.	P1632, P2643
Dixon, L.	P6354	Dombrowski, M.	5128		Doros, G.	P6433
Dixon, L.J.	1236	Domburg, R.T.	310		Dorresteijn, J.A.N.	4908
Djalinac, N.	P1603	Domei, T.	P3420		Dos Santos, F.	P2696
Djarv, T.	P4798	Domenichini, G.	3296		Dos Santos, R.Z.	P5483
Djohan, A.	P3681	Domenici, C.	P2177		Dos-Subira, L.	P249, P1776
Djordjevic, A.	P2709	Domienik-Karlowicz, J.	P4127		Dosenko, V.	2126
Djordjevic, D.	P2709, P4303, 5961	Domingo, E.	P2781, P6482		Doshi, S.	P1751
Djordjevic Dikic, A.	P5439	Domingo, M.	2370, 2371, P2672, P5446, P6377		Doshi, S.N.	P6192
Djordjevic-Dikic, A.	P782, P3367	Domingues, C.	P4083, P4732, P6165		Dossena, C.	1135
Djordjevic-Radojkovic, D.	P2676	Domingues, K.	P3769, P4707, P4718, P5569		Dossi, H.	P1513
Djorkievic-Dikic, A.	6048	Dominguez, C.	P5339		Dotan, R.	P5223
Dmitriev, Y.U.	P807	Dominguez, F.	P4999		Dote, K.	P2675, P3669, P4757
Doan, H.L.	P2775, P3725	Dominguez Melcon, F.	P6153		Dou, K.	P4751
Doan, S.	P1794	Dominguez Munoa, M.	P511		Doubell, A.F.	P6455
Dobies, D.R.	P3414	Dominguez Rodriguez, F.	P4993		Doue, T.	P4440
Dobkowska-Chudon, W.	P4651				Doughty, R.N.	P4114, P4631



## Chairpersons & Judges / Speakers & Discussants / Authors Dou – Ede

NAME	PAGE(S) / PROGRAMME NR(S)	NAME	PAGE(S) / PROGRAMME NR(S)	NAME	PAGE(S) / PROGRAMME NR(S)	
Douglas, P.S.		1353	Duca, F.	P1672, P2664, 5872, P6393	Durst, R.	3280
Dourado, P.M.		P1697	Ducas, J.		Duru, F.	P631, P1190
Douschan, P.		P870	Ducharme, A.		Dusek, L.	P6276
Doval, H.C.		P2885	Duchateau, N.		Dusi, V.	P627, P1158, 2378, P5390
Doval, H.E.		P2579	Duchenne, J.		Dusing, R.	3885
Dowds, J.		1236	Duchnowski, P.	P3703, P4687, P4998	Dutka, D.P.	P1808, P1810
Dowlatshahi, D.		P4972	Duchossoir, H.		Dutta, P.	4864
Dowling, W.	P4384,	P4576	Ducimetiere, P.		Dutzmann, J.	P227, P698, P699, P700, 4201, P6333
Downes, K.		P5000	Duckheim, M.		Duval, J.	P610
Doyle, F.		P3620	Ducreux, C.		Duval, X.	P5934
Doytcheva, P.		3948	Ducrocq, G.	P3641, 5141, 5816	Duval, S.D.	4071
Dozza, L.		P5526	Duda-Pyszny, D.	P1851, P1873	Dux-Santoy, L.	P5889
Draaijer, J.R.		310	<b>Dudek, D.</b>	<b>365</b>	<b>Duytschaever, M.</b>	<b>78</b>
Drachman, B.M.		P4955	Dudek, D.	P624, P5901, P6132, P6220, P6242, P6553	Duytschaever, M.	5810
Drago, F.		P6298	Dudenbostel, T.		Duyx, B.	P890
Dragu, R.		P4759	Dudink, E.A.M.P.		Dweck, M.	P2388, 5111
Drahota, Z.		P2178	Dudinskaya, E.		Dwivedi, G.	134
Drakopoulou, M.	P845, P853, P1142, P3692, P3706, 4065, P4319, P4648, 4931		Dudinskaya, E.N.		Dworacek, J.	P4510
Drasutiene, A.		P3463	Dudley, S.		Dworakowski, R.	P867, P1751, P2757, P3690
Dratva, D.		P5926	Dudzik-Plocica, A.		Dworeck, C.	311, P1825, P3412
Draxler, D.F.		P4800	Duehmke, R.		Dyachkov, S.M.	P3766
Dray-Spira, R.		P4098	Duell, P.B.		Dybкова, N.	P3111
Dreger, H.		P6490	Duengen, H.D.	P772, P5433, P6344	Dygun, O.D.	P3767
Drephal, C.		P5350	Duenninger, E.		Dykun, I.	P4949
Dresing, T.	P4496,	P5374	Dufay, N.		Dyrda, K.	P1557, P6299
Dressel, R.		P739	Dufilho, M.		Dzemeshevich, S.	P650, P763
Dressen, M.	P1393,	4295	Dufner, B.		Dzemeshevich, S.L.	P6501
Drews, O.		P5178	Duggal, B.	P3647, 4075	Dzielniska, Z.	P4396, P5168
<b>Drexel, H.</b>	<b>209, 271, 357</b>		Duggirala, A.		Dzierwa, K.	4066
Drexel, H.	P815, 3178, P4612, 5673, 5677		Dugo, D.	P4482, P5329, P5364	Dziewierz, A.	P624, P6242, P6553
Dreyfus, G.D.		P507, 2113	Duijnhouwer, A.L.		Dzikowska-Diduch, O.	P4127
Driesbaugh, K.		P1754	Duishenalieva, M.		Dzudie, A.	P6296
Driessen, A.H.G.	P4469,	P4488	Dukanovic, A.		Dzudovic, B.	P3709, P3716, P6541
Driessen, R.		P6520	Dukkipati, S.R.	P696, P5302	Dzwiecka, E.	P5567
Driessen, R.S.		4242	Dulgheru, R.E.		Dzyak, G.V.	P4354
Driscoll, A.		P2416	Dumanis, G.D.		E Moeller, J.	P4954
Dritsa, V.		P1620	Dumanski, C.		E Sarano, M.	P1745
Drobni, Z.D.		P5519	Dumas, F.	P6110, P6111, P6112	Eagle, K.A.	4061
Drohomińska, A.		P1517	Dumesnil, A.		Earle, N.J.	P4631
Dronkers, C.E.A.		P4702	Dumitrescu, D.		Earnest, A.	P5521
Dronkers, E.		P2617	Dumitriu, I.E.		Easterwood, R.	P4692
Droppa, M.	P2163,	P5304	Dunbar, S.		Eaton, P.	P4502
Drouet, A.		P5429	Duncanson, L.		Ebell, M.H.	P683
Drouet, L.		P4760	Duncker, D.		Eber, B.	P5249
Drozd, M.	1099,	P2656	<b>Duncker, D.J.</b>	<b>137, 196</b>	Eberhardt, F.	P646
Drozd, M.D.		P2665	Dungen, H.D.	P2676, P4323	Eberli, F.	P2200, 6602
Drozd, J.	177, P4775, P6388		Dunning, A.		<b>Eberli, F.R.</b>	<b>329</b>
Druelles, P.	1364, P3745, P5940		Dupas, F.		Ebert, S.	P4525
Drummond, G.		P4977	Dupas, J.		Ebina, T.	P235, P4607, P4617
Drumond Freitas, A.	P2560, P3759, P4735		Dupas, D.	P2794, P3734, P4956	Ebisawa, S.	P2684, P3428, P6200, P6421, P6422
Druzgala, P.		P3144	Duplancic, D.		Ebner, C.E.	1883
Drygas, W.	P5520, P6123		Duplyakov, D.		Ebner, D.	P6314
Drzewoski, J.		177	Dupouy, P.		Ebner, J.	P5173
Du, X.-J.		P513	Dupuis Girod, S.		Ebner, N.	2101
Du, X.	P3484, P5337, P5616		Duraes, J.		Eby, E.	P4378
Du, X.J.	P2633, P5403		Durak, M.D.		Echahidi, N.	P1444
Du, Y.		5777	Duran, E.	1318, P2438, P6210	Echavarria-Pinto, M.	P961
Duan, F.J.	1345, P5564		Duran, V.		Echegaray, K.	P1177
Duarte, J.A.		P6221	Duran Jimenez, E.		Eckardt, L.	1117, P2197, P3477, P3496
Duarte, T.	P675, P1183, P6305		Duran-Cambra, A.		Ecken, S.	P2641
Duarte Rodrigues, J.C.	P3781, 4857, 5772		Durand, E.	32	Economou, E.K.	P970, P5237
Dubner, S.		5814	<b>Durante, A.</b>	<b>16</b>	Edamatsu, M.	4289
Duboc, D.		5973	Durante, A.		Edelman, J.J.B.	5874
Dubois, B.	P1695		Durante Lopez, A.	P199, P1415	Edelmann, F.	P772, 1330, P3573, P5433, P6344
Dubois Rande, J.-L.		P2775	Durao, D.		Edemskiy, A.	P3348
Dubois Rande, J.L.		P5624	Duray, G.Z.	2375, P6289	Eder, S.	P2616, P6331
Dubois-Rande, J.L.	P2788, P3601, P3725		Durfort, A.			
Dubois-Rande, J.L.D.R.		P4632	Durmus, R.			
Dubourg, O.		P1780	Duro-Aguado, I.			
Dubuc, M.	P220, P1557, P6299		Durr, A.	P887, P3611		

## Chairpersons & Judges / Speakers & Discussants / Authors Ede – Enj

NAME	PAGE(S) / PROGRAMME NR(S)	NAME	PAGE(S) / PROGRAMME NR(S)	NAME	PAGE(S) / PROGRAMME NR(S)
<b>Ederhy, S.</b>	<b>23</b>	<b>Eitel, I.</b>	<b>371</b>	Ellingsgaard, H.	P3643
Ederhy, S.	122, P1443, P4357, P5940	Eitel, I.	P214, 349, P2682, 3053, 4828, P5199, P6140	Ellinor, P.T.	P4313
Edes, I.	1100	Eitoku, T.	P1592	Elliot, D.J.	P1598
Edes, I.F.	P5222	Ejima, K.	P6258, P6274	Elliott, A.	P4466
Ediboglu, E.	P6528	Ejofofor, L.	P3805	Elliott, G.E.	5746
Edlinger, C.	P840, P2616, P6331	Ejiri, K.	P1865, P3100, P3101, P3648	Elliott, J.M.	6600
Edlinger, M.	P1849, P6415	Ekblond, A.	5069	Elliott, P.	P890, 5976
Edner, M.	1126, P3642, 4038	Eketjall, S.	P5435	Elliott, P.M.	469, P889, 1348, P3729, 4925
Edwardsen, E.	P784	Eklund, O.	1122	Ellis, H.	P514, 3077
<b>Edwardsen, T.</b>	<b>23</b>	Ekmekeci, C.	P4368	Ellison-Hughes, G.M.	P2620
Edwardsen, T.	P1141, P1779, 3250, P4362	Ekmen, H.	P3413	Elmaghawry, L.	P6472
Edvardsson, N.	P4453	Ekstrand, E.E.	P1732	Elmariah, S.	4067
Eeckhout, E.	P5592, P6429	Ekstrom, K.	5863	Elmings, H.	P5430
Eefting, F.D.E.	P572	El Alhassan, D.	P4948	Elmurr, A.	P6516
Eerenberg, E.S.	1877	El Aroussy, W.	P2767	Elola, J.	P1635
Efendi, Z.	P1528	El Baghdadi, D.	P623	Epidio Lopez-Granja, P.	P4684
Efentakis, P.	P615, P742, 4194	El Beltagy, S.	35	Eremisy, D.R.A.	P4359
Effron, M.	P1154, P1827, P1838, P5608, P5609	El Bouazzaoui, R.	P1587, P2810	Elsaesser, A.	P5622, 5814, P6498
Efremidis, M.	3297	El Etriby, A.	P4450	Elsaesser, A.K.	P1858
Efremov, E.E.	P4474	El Faquir, N.	P1736	Elsayed, M.E.	P4605
Efremova, E.V.	P3609	El Faramawy, A.	P2767	Elishazly, M.B.	P833, 2090
Efthimiadis, G.	P1781, P3726	El Harane, N.	1886	Elsherbiny, I.M.	P2447
Egami, Y.	P1472	El Hawary, A.	P2536	<b>Eltchaninoff, H.</b>	<b>261, 324</b>
Egan-Benova, T.	P2173	El Khoury, C.	P3341, 5739	Eltchaninoff, H.	P3584, 4268, P5528
Egashira, K.	1887, 4195	El Mawardy, M.	P3687	<b>Elvan, A.</b>	<b>35, 41</b>
Egashira, T.	4288	El Menyar, A.	P4744	Elvan, A.	P4778
Egbe, A.	P5931, 6087	El Moghrabi, S.	4262	Elvas, L.	P3373, 4933, P6150
Egbuna, O.	P1710	El Moumni, M.	P2388	Emalyanov, I.V.	P5244
Egea, G.	392	El Shahawy, M.	P6399	<b>Emanuelli, C.</b>	<b>30</b>
Egeberg, A.	P4982	El Tahlawi, M.	P1422, P6516	Emanuelli, C.	P225, 295, P3335, 4202, P6115
Egenlauf, B.	P2785, P2786	El-Battrawy, I.	P4510	Emanuelli, C.E.	P2615
Eggebrecht, H.	6613	El-Dosouky, I.	P2770, P6472	Emanuelli, A.	P2772
Egger, C.	3988	El-Gamel, A.	P485	Emberson, J.	P3320
Eggers, K.M.	P4794, P4798	El-Husseini, W.	2382	Emdin, J.	P3320
Eggington, S.	P4378	El-Mathari, B.	P4566	Emdin, M.	P813, P1192, P3337, P3596, P4571, P5204, P6517
Egido, J.	P805, P6535	El-Shafeey, M.	P2623	Emelyanov, I.V.	P3401
Egidy Assenza, G.	P4725	El-Shetry, M.	P6494	Emery, M.	P3784
Egli, P.	P816	Elalamy, I.	P3810	Emery, M.G.	P1710
Egstrup, K.	P4358, P6404	Elamouri, I.	P1378	Emmanual, S.	P1746
Egstrup, K.H.	5880	Elasfar, A.	171, P1627	Emmens, R.	5862
Eguchi, K.	P6313	Elashoff, D.E.	P3663, P3672, P6401	Emmert, M.Y.	P4487
Egurbide-Arberas, V.	P1776	Elassal, J.	273, P5927	Emori, Y.	P2829
Eha, J.	P5930	Elayi, C.	3300	Emoto, N.	P1597
Ehara, M.	P2700	Elbarouni, B.	P3326	Empana, J.P.	P1146, P5505, 5991, P6547
Ehara, N.	3295, P6275	Elbaz, M.	P3341, P4448, P5940, P6569	Emre Okudan, Y.	P5420
Ehken, M.	P4549	Elberg, J.J.	5069	Enache, R.	4055, P4668
Ehmke, H.	P3560	Elbez, Y.	P829, 4061, 5816	Ende-Verhaar, Y.M.	2121, P4702
Ehret, G.	P3091	Eldar, M.	P627, P1158	Enderle, Y.	P2785, P2786
Ehman, J.	389	Elder, D.	6078	Endo, H.	P6452
Eichel, C.	P728	Eleftheriou, D.	P6544, P6545	Endo, H.E.	P3655
Eichelberger, B.	P2853	Elezi, S.	P3430	Endo, J.E.	P1374
Eichhorn, C.	1891	Elgendy, I.Y.	P4131	Endo, M.	P235, P5489
Eichler, S.	P2703	Elghamaz, A.	P3369	Endo, T.	P954
Eick, C.	P658, P1493	Elhai, M.	P6397	Endozo, R.	5868
<b>Eicken, A.</b>	<b>136</b>	Elhajj, I.	P3365	Enea, I.	14
Eicken, A.	3056, 3058, 3059	Elhmidl, Y.	P2423	Engbers, E.M.	P6161
Eide, G.E.	P5487	Elia, Y.	P6323	Engblom, H.	P516
<b>Eikelboom, J.</b>	<b>43</b>	Eliahou, L.	P521, P2387, P2795, 5144	Engdahl, J.	3072, P3492
Eikelboom, J.	428, 2213, 3893	Elias, J.	P6213	Engelhardt, S.	P1620
Eikelboom, J.W.	P2190	Elias-Hernandez, T.	P6488	Engelman, Z.	P4321, P5399, P6102
Eikelis, N.	P610	Elias-Smale, S.E.	P1856	Enger, T.B.	P2485
Einarsson, H.	P5425	Eligini, S.	P1818	Englund, A.	1058
Eindhoven, D.C.	272	Elis, C.J.	6600	Engstroem, T.	P822, P5430
Eindhoven, J.A.	P800, P2809	Elisabeth, E.	P2505	Engstrom, G.	3268
Einstein, A.J.	P4692	Elizaga, J.	P2413, 5761	Engstrom, T.	312
Eisen, A.	2001, 6045	Elizur, Y.	P3617	Enguita, F.J.	P4530
Eisen, B.	P659	Elkhaffif, F.	P2649	Enhorning, S.	P812
Eisenhardt, S.	P610	Elkin, S.	P3103	Enina, T.N.	P2686
Eishi, K.	P1739	Ellermann, C.	P2197, P3477, P3496	Enjuanes, C.	P1178
Eitel, C.	P2682				

## Chairpersons & Judges / Speakers & Discussants / Authors Eno – Fal

NAME	PAGE(S) / PROGRAMME NR(S)	NAME	PAGE(S) / PROGRAMME NR(S)	NAME	PAGE(S) / PROGRAMME NR(S)
Enomoto, S.	P843, P1740, P2494, P4708, P5546, P6392	Erturk, M.	P976	Evdoridis, C.	P3379
Enomoto, Y.	P5302	Esato, M.	P1546, P2511, P2549, P2572, P3491, P4577, P4606, P4969, 5757, P6439	Everett, B.M.	P504
Enriques, J.A.	76	<b>Escaned, J.</b>	<b>197</b>	Evers, T.	P2508, P2576
Enriquez, A.	P1559	Escaned, J.	91, P961, 2032, 2280, P2535, P4770, P4773, P5252, P6191, P6206, P6215, P6216, P6218, P6224	Evola, S.	P6412
Enriquez Rodriguez, L.E.	P4781	Escate, R.	5778	Evrengul, H.	P3705, P4688
<b>Enriquez-Sarano, M.L.</b>	<b>376, 386</b>	Eschenbach, L.K.	P2423	Evsееva, M.	P5275
Ensam, B.	P237	<b>Eschenhagen, T.</b>	<b>309</b>	Ewe, S.H.	P2765
Enseleit, F.	3854	Eschenhagen, T.	P3560, 5054	<b>Ewen, S.</b>	<b>137</b>
Ensminger, S.	P5293, 6610	Escher, F.	P1787, P3591	Ewert, R.	5750
Entin-Meer, M.	P5387	Escribano, P.	P1774	Exarchos, T.P.	P3089
Epis, O.	P4352	<b>Escribano Subias, P.</b>	<b>40</b>	Extramiana, F.	P3469
Eppinga, R.	P6578	Escribano Subias, P.	P1764, P3744, 5753, 5754	Eykyn, T.	P5184
Epstein, S.E.	P2619, P2834, 4296	Escribano-Subias, P.	P1776, P2778, P2779, P6488	Eymard, B.	5973
Eraky, A.	P2536	Escudero Gonzalez, A.	P3440	Ezekowitz, J.	P2669
Eraslan, S.	1124, P2680	Eskandar, M.S.	P1454	Ezekowitz, J.A.	P1629
Erat, M.	P3753	Eskandari, M.	P1751, P3690	Ezekowitz, M.D.	P506, P2190, P4103
Erath, J.W.	2375, P3513, P6289	Eske Bruun, L.	P3139	Ezzat, V.	2384
Erbano, B.O.	5755	Esmaeili, A.	P3513	Fabbiocchi, F.	P1818
Erbel, R.	1313, 2335, P4949	Espada Guerreiro, C.M.	P5307	Fabbri, M.C.	P2587
Erbs, S.	P971, P5199	Espadero, R.-M.	5802	Faber, J.	5992
Ercan, E.	P6178	Espana, S.	P518	Faber, L.	P5293
Ercan, S.	P4682	Espejo Paeres, C.	2141, P4781, P5491	Fabiani, I.	P1626, P1648
Erdem, A.	P5922	Espinola-Klein, C.	P1678, P4628	Fabiani, J.N.	P1513
Erdenesukh, T.	5861	Espinosa, B.	P2508	Fabjanovic, D.	P2657
Erdis, E.	P4688	Espinosa, S.	P5470	Fabre, A.	P4984
Erdmann, E.	P1641	Espinosa Castro, M.A.	5997	Fabre, J.	P2505
Erdmann, J.	P4534	Espinosa-Castro, M.A.	P2798	Fabregas, R.	386, 1085, P2870, P3659, P6451, P6453
Erdogan, S.	P5189	Espitalier, F.	3989	<b>Fabregues, G.E.</b>	<b>212</b>
Erel, O.	P5189	Esposito, A.	P902, P4432	Fabris, B.	5983
Eren, M.	P2866, P3720	Esposito, B.	P4978	Fabris, E.	P5640
Erez, A.	6044	Esposito, G.	P223, P3096, P3556	Fabritz, L.	P1537, 2244
Ergatoudes, C.	P774, P810, P1573, P2662, P3104, P6575	Esposito, P.	P4957	Facchetti, R.	P1442, P6180, P6405
Ergelen, M.	P2866	Esposito, R.	P2184	Facchinetti, F.	P3135
Ergin, M.	P5189	Espriella-Juan, R.	P2453	Faccini, P.	388
<b>Erglis, A.</b>	<b>36</b>	Esquirol, Y.	P1684	Fach, A.	P932, P944, 1365, P5661
Erglis, A.	P5290	Estagnasie, P.	P2449	Fadel, B.	P886, P1746, P1757
Ergun Baris, E.B.	2096	Esteban, A.	P1635, P5579	Fadel, B.M.	P5291
Erhart, L.	P2804	Estefane, S.	P4985	Fadel, E.	P6493
Erhayiem, B.	P3602	Estellat, C.	5141	Fadel, G.	P6493
Erkagic, D.	P3602	Estensen, M.E.	P784	Fadlioglu, E.	P5922
Erksen, M.	P3630, P5650	Esteve Pastor, M.A.	P946, P6436	Fadl El Mula, F.	P5250
Eriksen, M.	P755, P6278	Esteve-Pastor, M.A.	P4659, 5878, P6442	Faek, W.	P5588
<b>Eriksson, U.</b>	<b>81</b>	Esteves, V.	P2162	Faganello, G.	P1143
Eriksson, U.	1109, 4866, 5864	Estevez, A.	P891	Fagerland, M.	P2580
Erina, A.	P1730	Estevez Paniagua, A.	P511	Fagerland, M.W.	1359
Eritsland, J.	P2855, P3143, P3795	Estis, J.	P816, P1175	Faggioni, M.	P1827, P5609
Erkpic, D.	P4481	Estner, H.	3917	Fagon, J.-Y.	P1510
Erken, E.	P975	Estornell-Erill, J.E.E.	P3553	Fahrleitner-Pammer, A.	P2154
Erkuner, O.	P2546	Etaher, A.	6600	Faibushevich, A.	P1855
Erlebach, M.	P2423	Etienne, Y.	6082, P6481	Faienza, M.F.	P4630
<b>Erlinge, D.</b>	<b>23, 213</b>	Etienny, A.	P1443, P4357	Faillace, R.	P5457
Erlinge, D.	343, P516, P936, P1563, 2366, P2530, 3152, P4777, 5078, P5624, P6570, P6587	Eto, Y.	P4610	Faigo, M.	P198
Ermachkova, L.V.	P3387	<b>Etriby, A.M.K.</b>	<b>210</b>	Fainguelernt, Y.	P2440
Ermis, N.	P6347	Etriby, A.M.K.	297, 299, 3181	Fairman, E.	4255
<b>Ernande, L.</b>	<b>268</b>	Ettehad, D.	P3320	Faita, F.	P3812
Ernande, L.	32, 3254, 4164	Eulenburg, C.	P1641	Faivre, L.	1138, P2775
Erne, P.	P942, P2200, P2607, 4896, 6602	Euler, G.	P1601	Fajadet, J.	2019, 2979, P5528
<b>Ernst, S.</b>	<b>97</b>	Evangelista, A.	2284, P2441, P2807, P3689, P3728, P5889	Falcao-Pires, I.	P1594
Ernst, S.	67, 69, 71, P5171, 5671	<b>Evangelista Masip, A.</b>	<b>95, 155</b>	Falcinella, F.	P3441
<b>Erol, C.</b>	<b>157</b>	Evangelista Masip, A.	3023, 3025, 3027, 4057	Falcoone, C.	P4457
Erol, C.	P4350	Evans, G.W.	P1713	Falcoone, M.	P3754
Errico, A.	P4641	Evans, M.	P2762	Falcoone, R.	P4457
Errigo, C.	P6136	Evans, M.C.	P6126	Falconer, D.	2384
Ertem, A.	P914, P5286, P6199	Evans, P.	P973	Falcoz, P.E.	P1539
Ertl, G.	P758, P881, P884, 1133, P2651, P5165, P5458, P5936, 5979, 5982, P6124, P6396			Faletra, F.F.	2087
Ertracht, O.	P1816			Falk, C.	P3762
				Falk, E.	P2143
				Falk, K.	P6575
				Falk, R.H.	P2794, P3734, P4955, P4956

## Chairpersons & Judges / Speakers & Discussants / Authors Fal – Fer

NAME	PAGE(S) / PROGRAMME NR(S)	NAME	PAGE(S) / PROGRAMME NR(S)	NAME	PAGE(S) / PROGRAMME NR(S)
<b>Falk, V.</b>	<b>36</b>	Faurie, B.	P3445	Ferencik, M.	5137
Falk, V.	88, 1335, 2967, 3976, 3978, 3980, P4487, 5788, P6324	Faustino, A.	1358, 3070	Feres, F.	P255, P4308
Falkenberg, M.	4058	Faustino, M.	4073	Feretou, A.	P1416
Falkovskaya, A.	P608	Favarato, D.	P795	Feretou, K.	P4383
Fallani, F.	P3510	Favocchia, C.	P211, P5614	Ferferieva, V.	P6389
Faller, H.	P6396	Favretto, S.	P4733	Ferguson, M.	P5924
Faltyn, P.	P5567	Fawzy, M.E.	P2767	Ferland-Mccollough, D.	P2622
Faludi, R.	P1436, P1446, 2372	Faxen, J.	P4122	Ferlini, A.	P2612
Falzarano, M.S.	P2612	Fay, M.R.	P2597	Ferlini, M.	P211, P1864, P2818, P3441, P3799, P5614, P5630, 5744
Fam, J.M.	P2879	Fayard, F.F.	P5574	Fermann, G.J.	2359, P3710, P3717
Fan, C.M.	1345, P5564	Faysoil, A.	5973	Fernandes, A.A.H.	P2689
Fan, F.	P1467	Fazal, L.	P720	Fernandes, D.C.	P2689
Fan, F.L.	P1483	Fechner, H.	P4570	Fernandes, F.	P2195
Fan, H.	1280	Fedele, F.	P526, P4334, P4712	Fernandes, J.R.C.	P6456
Fan, J.Y.	P5597	Fedele, S.	5155	Fernandes, R.	P4752
Fan, X.	P4465	Federici, M.	3945, P5410	Fernandes, S.	2351
Fan, Y.T.	4937	Federico, G.	P5464	<b>Fernandes E Fernandes, J.</b>	<b>75</b>
Fanciulli, A.	4219, 4221	Fedina, N.	P676	Fernandes E Fernandes, J.	998
Fang, F.	P4356	Fedkiv, S.	P6310	Fernandes-Silva, M.M.	P793
Fanola, C.L.	1876	Fedorco, M.	P1661, P6276	Fernandez, A.	P2441, P2807, P3728, P6096
Fanti, S.	P3510	Fedorowski, A.	3231, P3525, P5905	Fernandez, C.	P1635
Farag, E.	3182	Fefer, P.	P838, P2822	Fernandez, F.	P5277, P5516
Farag, N.M.	3180	Feffer, P.	P3142	Fernandez, L.	P2781, P6482
Faragli, A.	4238	Fehske, W.	P646, P5371	Fernandez, M.	P1449
Farahmand, P.	P4511	Feijoo-Bandin, S.	P1596	Fernandez, M.E.	P4499
Farasat, S.	P2564	Feinstein, J.A.	P894	Fernandez, R.	P1185, P5470
Farber, H.F.	5746	Feistritz, H.-J.	P4299	Fernandez, S.	P2421
Farcas, A.D.	P1151	Fekete, G.Y.	P2695	Fernandez, X.A.	P6270
Farcomeni, A.	P1574	Fekos, J.	P4604	Fernandez Aviles, F.	P730, P4785
Farge-Bancel, D.	P4693	Felblinger, F.	P5887	Fernandez Cabeza, J.	1318, P2438
Farhan, S.	P5308	Felblinger, J.	P3502	Fernandez Cabezas, J.	P2464
Faria, A.P.	P4735	Feld, Y.	P4416	Fernandez De La Concha, J.	P6286
Faria, B.	P4718	Feldman, C.	P2407	Fernandez Diaz, C.	P2453
Faria, P.	P923	Feldman, C.L.	2988	Fernandez Goffin, C.	P863
Faria, R.	P4707, P4718, P5569	Feldman, D.I.	P1687	Fernandez Lopez, X.	P2169
Faria, T.	P6147, P6148	Feldman, L.	3943, P4616	<b>Fernandez Lozano, I.</b>	<b>198, 383</b>
Faria Neto, J.R.	P818, P4619, 5755	Feldman, T.	2114, 2117, 5073	Fernandez Lozano, I.	6036
Farinas, C.	P4993	Feldt, E.K.	P849	Fernandez Mendez, M.A.	P5579
Farinetti, A.	P2739	Feldt, K.	P5538	Fernandez Ortiz, A.	P4781, 6615
Farkas, F.B.	P729	Felekos, I.	P888, P3358, P4088, P4637, P4670, P4713, P5501	Fernandez Perez, C.	P1758, P2774
Farkash, R.	P3125, P5926	Feliachi, S.	P4784	Fernandez Santos, S.	P510
Farkouh, M.	P487, P6170	Feliciano, J.	P2180, P6265	Fernandez Vazquez, F.	P3313
Farkouh, M.E.	P1716, P3634	Feliciello, A.	P223, P3556	Fernandez Zapardiel, S.	P5283
Farley, J.	5150, P5647	Felix, S.B.	P707, P726, 1105, P3119	Fernandez-Armenta, J.	P1160
Farmakis, D.	P742, P3632	Felker, E.	P4528	Fernandez-Aviles, F.	P2413, P2798, P3561, P4499, P4769, P5339, 5761
Farmakis, D.F.	176, 1123, P1624	Felker, G.M.	P1671, 2365, 2369, 5705	<b>Fernandez-Aviles, F.F.A.</b>	<b>74, 154</b>
<b>Farmakis, D.T.</b>	<b>375</b>	Felker, M.G.	P2655	Fernandez-Aviles, F.F.A.	2036
Farmakis, D.T.	1092, P1668, P3577, P4589	Fellet, A.L.	P1622	Fernandez-Friera, L.	P518, P5912
Farneti, P.A.	P1738	Fellows, A.	P4527	Fernandez-Galera, R.	P2441
Farnier, M.	P1705	Feloukidis, C.	P545	Fernandez-Goffin, C.	P576, P857, P2166, P2167, 4823, 4824, P5299, P5579
Farouque, O.	P2416	Felsoci, M.	P1661	Fernandez-Hidalgo, N.	P249
Farre, J.	P891, P2468, P2691, P4656, 5091, P6250, P6268, P6535	Feltes, G.	P5252	Fernandez-Jimenez, R.	5871, P5912
Farre, R.	P705	Femia, E.A.	P1832	Fernandez-Lopez, X.A.	P2550, P2588, P2592, P2593, P6288
Farre Muncharaz, J.	P1667, P4592	Feng, I.J.	P6244	Fernandez-Lozano, I.	P1162
Farrell, A.	P1428	Feng, L.	P3464	Fernandez-Ortiz, A.	P518, P961, P3434, P4770, P4773, P5252, P6206, P6218
Farruggio, S.	P4683	Fenger-Gron, M.	P1536	Fernandez-Palomeque, C.	P2430
Farto E Abreu, P.	P5279	Fengler, A.	P3591	Fernandez-Vazquez, X.	P3361
Faryan, M.	P2589	Fengler, K.	P3604, P5199	Fernandez-Yanez, J.	P2413
Fasanaro, P.	P2636	Fenici, R.	P657	Fernhall, B.	P1683
Fassini, G.	P5346	Fenoglio, L.	P3711	Ferraioli, D.	P2660
Fateh-Moghadam, S.	P2163, P2754, P5304	Fenouillet, E.	P3774	Ferraiolo, F.A.V.	P2843
Fatemi, M.	P1441	Fenwick, E.	P4378	Ferrante, G.	P256, P2887
Fatima, U.	P5231	Feola, I.	P3495, P3567	Ferrante, G.F.	P536
Fatsiou, A.	P5270	Feray, A.	P2471	Ferrantini, C.	P3517, P3721, 5978
Fatucchi, S.	P2660	<b>Ferdinandy, P.</b>	<b>211</b>	Ferrara, A.	P965, 3078
Fauchier, L.	170, P1389, P1543, P2598, P3105, 3989, 4884, P4995	Ferdinandy, P.	P1601, 4290		
<b>Fauconnier, J.</b>	<b>74, 196, 309</b>	Fereira Da Silva, M.G.	192		
Faure, A.	P939	Ferenc, M.	5034		
		Ference, B.A.	3163, 4138		
		Ferenci, T.	P1152		

## Chairpersons & Judges / Speakers & Discussants / Authors Fer – Fol

NAME	PAGE(S) / PROGRAMME NR(S)	NAME	PAGE(S) / PROGRAMME NR(S)	NAME	PAGE(S) / PROGRAMME NR(S)
Ferrara, F.	P4376, P4733, P6367	Feuchtenberger, M.	P6396	Fitchett, D.	1947, 1951, 2236, 2237, 3154, 3156, 5800, 5801, 5802, 5803
Ferrara, M.	P2556, P5316, P5375	Feuchtnr, G.M.	4243, P4948, P5157, P5525	Fito, M.	P6441
Ferrara, N.	P1599, P3599	Feurle, M.	P851, P3693	Fittipaldi, M.	P2138
Ferrara, R.	P1699	Fiarresga, A.	P1497, 3819	Fitzgerald, B.T.	P3366, P5459
Ferrari, A.G.	P723, P5602	Fidalgo Arguelles, A.	P6506	Fitzgerald, D.J.	P1831
Ferrari, E.	4932	Fiedler, J.	P5169	Fitzgerald, K.	4864
Ferrari, F.	4941	Fiehn, E.	P932, P944, 1365, P5661	Fitzmaurice, D.A.	P4971
Ferrari, G.	P1754	Figiel, L.	P4797	<b>Fitzsimons, D.</b>	<b>126, 213</b>
Ferrari, M.	P3731	Figueiredo, L.	P532, P2434	Fitzsimons, D.	1235, 1236, 5040, P6354
Ferrari, M.F.	P1520	Figueredo, A.S.	P4619	Fitzsimons, S.	P4114
<b>Ferrari, R.</b>	<b>153, 190, 250, 274, 361</b>	Figueroa, F.E.	P2653	Fizuat, A.	2365
Ferrari, R.	P916, 2248, 2922, 3900, 3904, P6280, P6307	Figulla, H.R.	P611, P840, P1384, P2444, P4673, P4963, P6331	Fjerbaek, M.	P5475
Ferrari, S.	P5526	Fiini, M.	P2772	Flaa, A.	P4340
Ferrario, M.	P211, P2398, P2772, P2818, P3441, P3799, P5614, 5744	Fijalkowski, M.	P2735	<b>Flachskampf, F.</b>	<b>140</b>
Ferrario, M.M.	P6409	Filardo, A.	P2620, 4291, 4292, 4293	Flachskampf, F.A.	6080
Ferrario Ormezzano, M.	P6204	Filip, G.	P5391	Fladseth, K.	P5635
Ferraris, F.	P490, P6257	Filipiak, D.	P4700	Flaks, G.	P5490
Ferraro, O.	2256	Filipiak, K.	P3462	Flammer, A.J.	P733
Ferratini, M.	P2701	Filipiak, K.J.	P3090	Flasik, J.	P1150
Feraz, A.S.	P5480	Filippatos, G.	P1668, 2369, P2655	Flather, M.	P3742, 4068
Ferre, A.	P5277, P5516	Filippatos, G.F.	1123, P1624	Flecher, E.	P1518, P3528
Ferreira, A.	P573, P747, P929, P1628, P5341, P5359	<b>Filippatos, G.S.</b>	<b>269</b>	Fleck, E.	4269
Ferreira, A.A.	2142	Filippatos, G.S.	367, 457, 2348, 4172	Fleck, T.	1369
Ferreira, B.	P5568	Filippeschi, A.	P5204	Flego, D.	5983
Ferreira, C.	P747, P929	Filippi, E.	1364, P3745	Fleissner, F.	P2835, P2844, P2845
Ferreira, D.C.	393	Filippis, C.	P4339	Fleming, I.	4271
Ferreira, F.	P1497	Filipuzzi, J.M.	P2432	Flender, A.	P2838, 4199, 5128
Ferreira, J.	P1872, P2577, P4083, P6165	Filis, K.	P616, 5107	Flessas, D.	P2725
Ferreira, J.J.	4216	Fillmore, N.	6009	Flevari, P.	P1590
<b>Ferreira, J.M.S.</b>	<b>379</b>	Fillos, D.	P5356	Flierl, U.	P610
Ferreira, L.	P2744, P6581	Fina, D.	P1675	Flint, N.	P931, P1585, P3478
Ferreira, M.B.	P4985	Finato, N.	P1394	Flinta, I.	P1178
Ferreira, M.J.	P4083, P6150, P6165	Findeisen, H.M.	P5410	Floegel, U.	2132, 3248, P4560
Ferreira, M.L.	5740	Findlay, I.	P5206	Floerchingner, B.	P3123
Ferreira, R.	P6182	Fineschi, M.	P4966	Florczyk, E.	3997
Ferreira, R.C.	P5279, 5740, P6579	Finetti, M.	P2198	Florczyk, M.	P3350
Ferreira, V.	5870	Finger, A.F.	P2729	Flora, V.	P965, 3078
Ferreira, V.M.	1891, P4297	Fingrova, Z.	P5554	Florens, E.	P1513
Ferreira-Gonzalez, I.	P4119	Finkelstein, A.	P838, P1585, P6464	Florenzano, F.	P3587
Ferreiro, C.	P2438, P6210	Finochiaro, G.	P237	Flores, X.	P3145
Ferreiro, J.L.	P4442, P4654, P5005, 6043	Finocchiaro, G.	P3570	Flores Ramirez, R.	P2466
Ferreiro Gonzalez, R.	P4134	Finsterer, J.	P644, 5977	Flores Rios, X.	P3440
Ferreiro Quero, C.	1318, P2464	Fiol, M.	P6448	Flores-Blanco, P.J.	P3752, P4743, 4831
Ferrer, M.	P2884, P3747, P5659	Fioravanti, F.	P6441	Florescu, M.	P2181, P4371
Ferrer, M.A.	P2579	Fiordelisi, A.	P657	Florian, A.R.	P1561, P6139, P6337
Ferrera, C.	P860, P1371, P2389, P3701, P4684, P4770, P4996, 5142	Fiore, E.	P5405	Floris, R.	P3575
Ferrera Duran, C.	P1758, P2774, P4773, P4781	Fiorelli, S.	P2493	Flower, A.	P3784
Ferrero, P.	P3488	Fiorencis, A.	P1818	Flox-Camacho, A.	P2778
Ferrero-Gregori, A.	P775, P3791, P5515, P6417	Fiorentini, C.	P6280	Flugelman, M.Y.	49
Ferri, C.	5983	Firat, H.	5145, P5229	Fluvia, P.	P645
Ferri, N.	P5894	Firidin, S.N.	P5624	Flynn, B.L.	P4563
<b>Ferrieres, J.</b>	<b>34</b>	Firoozan, S.	P3802	Flynn, K.E.	P2677
Ferrieres, J.	187, 277, P830, P835, P939, P1684, P1714, P2713, P4120, P4986, P4989, P5940, P6134, P6569	Fiscella, A.	1882	Foa', A.	P622, P2397
Ferrini, M.	3	Fiscella, D.	P3467, P3468	Focardi, M.	P1435
Ferro, A.	P2436	Fischer, A.	P3467, P3468	Fochler, F.F.	P4484
Ferro, G.	5866, P6138, P6157	Fischer, C.	P816, P5575	Foerst, J.	P6230
Ferro, J.	4853	Fischer, D.	P2785, P2786	Foerster, M.	P840, P6331
Ferry, A.	P1197, P4791	Fischer, K.	P851, P3693	Foffa, I.	P1738, 6093
Ferry, A.V.	P4788	Fischer, M.	P5930	Foglio, E.	P2618
Ferullo, I.	P4717	Fischer, T.H.	P1655	Fok, A.K.T.	P5251
Fesler, P.	P6487	Fischer, U.	P1590, P3598	Foldes, G.	P3541
Festa, P.	P1192, 2286	Fischinger, T.	1038	Folesani, G.	P842
		Fish, K.	P2637	Folke, F.	P1193
		Fiscicaro, A.	P3603	Folke, F.F.	P4754
		Fisslthaler, B.	P3417	Folkeringa, R.J.	P4489
		Fistarol, I.R.B.	P2627	Follath, F.	P1668, P3577, P4589
		<b>Fitchett, D.</b>	<b>131, 208</b>	Follath, F.F.	176
				Follestad, T.	P808

## Chairpersons & Judges / Speakers & Discussants / Authors Fol – Fry

NAME	PAGE(S) / PROGRAMME NR(S)	NAME	PAGE(S) / PROGRAMME NR(S)	NAME	PAGE(S) / PROGRAMME NR(S)
Folliguet, T.		P842 Fraga, C.	P1495	Freel, M.	5083
<b>Folliguet, T.A.F.</b>	<b>17</b>	Fragasso, G.	P3339	Freeman, L.	P3742
Folliguet, T.A.F.	301	Fragata, J.	P861	Freiberger, T.	P6502
Folsom, A.R.	P2759	Fragkakis, N.	P4372	Freitag, C.	P2565
Fomenko, V.	P4454	Fragni, M.	P3585	Freitas, A.I.	P802, P1614, P5928
Fonarow, G.C.	P2419, P3479, P3482	Fragoso, J.M.	P3396	Freitas, C.	P4123
Fong, A.Y.Y.	P3633	Fraille Sanz, C.	P2167, P3760	Freitas, P.	P854, P1628, P5359, P6371
Fong, K.	2317	Franceschi, F.	P3774, 5092	Freitas, R.G.A.	P1464, P2394
Fong Hing, G.	5862	Franceschi, P.L.	P2578	Freitas, S.	P802, P1614, 3269, P4123, P5928
Fonseca, C.	2932, P5569	Francesconi, C.	P5918	Freitas, S.C.	P4642
Fonseca, F.L.	P1464, P2394	Francese, G.M.	P935, P1807	Freitas, S.C.F.	P792
Fonseca, I.	P4732	Franchi, F.	P5004, P5600, 5970	Freitas Coutinho, G.	P2769
Fonseca, M.	P675, P1183	Franchin, M.	P2398	Freitas Ferraz, A.	P1758, P2389, P2774
Fonseca, P.	P577, P5236	Franchineau, G.	P841	Freitas-Ferraz, A.	P860, P4684, P4996
Fonseca, R.	P5201	Francia, P.	P5194	Freixa, X.	P4399
Fonseca, S.	P909, P2847, P4746	Francioni, M.	1360, P5426, P5462	French, J.K.	P201, P918, P4745, 6600
Fontes, P.	P3444, P4661	Francis, D.	P585, P3086, P3088	Frenneaux, M.	P883
<b>Fontes Carvalho, R.</b>	<b>382</b>	Francis, G.A.	P823	Frenneaux, M.P.	6050
Fontes Carvalho, R.	P577, 5061	Francis, J.	4913, 5870, 5988	Frerker, C.	1278, 4269, 6610
Fontes-Carvalho, R.	1893, P4115, P5307	Francis, R.	P6169	Frescura, C.	P1798
Fontoura, D.	P1594	Francisco, A.R.	P2801, P2802	Frese, K.	P5179, P5447
Forbes, J.	4068	Francisco, A.R.G.	P1555, P1556, P2158, 2308, P3330, P4515, P6160, P6249, P6301	Fresno, M.	P647
Ford, I.	P916, 6601	Francisco, J.	P3519	Fressart, V.	P3469
Fordyce, C.	P3811	Francisco Pascual, J.	P667	Frestad, D.	P905
Foretz, M.F.	P4104	Franco, A.	P5404, P5405	Frey, M.K.	P2853
Foris, V.	P870	Franco, D.	67, 69, 71	<b>Frey, N.</b>	<b>210</b>
Forizs, E.	P6252	Franco, E.	4823, 4824, P5367	Frey, N.	P1787, P3111, P3598, P6467
Forkmann, M.	P4513, P4516	Franco, J.A.	P4656, P6268	Frey, S.	1889
Forleo, G.	2380	Franco, O.H.	2136, P3645, 5755	Freyhardt, P.	P3124
Forleo, G.B.	P6277	Franco Diez, E.	P2166, P2167	Frias, J.C.	P2834, 4296
Formenti, A.	5145, P5229	<b>Franco Duran, O.H.</b>	<b>385</b>	Friberg, H.	2366, P4777
Formiga, F.	P5515	Franco Pelaez, J.	P4592	Friberg, L.	2067, 3072, P3492, P4099
Formisano, P.	P1599	Franco Pelaez, J.A.	P1667	Frick, M.	P4794
Formisano, R.	P1599	Francoz, P.	P2875, P6580	Fridman, Y.	2133
Formuszewicz, R.J.	P5262	Franjic, I.	5883	Friebel, J.	P718, P4538
Formari, C.	1098	Frank, C.	2376	Friede, T.	P1590, P3508
Forslund, T.	3987	Frank, D.	P6467	Friedecky, D.	P1461
Fortes, C.Q.	P4994	Franke, G.	P3117	Friedrich, G.	4243, P5157
Fortuna, D.	P5526	Franke, V.	P4551	Friedrich, M.G.	1079
Fosboel, E.	P822	Frankenstein, L.	P1654	Friedrich, O.	P3624
Fosboel, E.L.	P480, P2553, P2573, P4102, P5896	Franklin, B.A.	P1683	Friedrichs, K.	P6318
Fosbol, E.L.	P1673	Franklin, B.S.	P4525	Fries, B.	P5936
Fosbol, E.L.F.	1875, P2568	Frankowska, E.	P4651	Frigerio, M.	P1506, 3855, 5873, P5885
Fossum, S.	P6511	Frantellizzi, V.	P526	Frigo, C.	P4379
Foster, D.B.	2130	Frantz, R.	5746	Frisoni, J.	P3510
Foster, E.	2114	<b>Frantz, S.</b>	<b>211</b>	Frisso, G.	P1785
Foster, M.T.	3996	Frantz, S.	P3446	Fritsche, R.	5011
Fotiadis, D.I.	2988, P3089	Franz, M.	P4673, P6331	Fritz, J.	3267
Fotoglidis, A.	P4372	Franz, W.M.	P5337, P4633, P6585	Frobert, O.	P936, P2530
Fouchard, S.	P632	Franzese, F.I.	P2496	Froehlich, G.	P4673
Fouquet, O.	P5528	Franzini, L.	P1707	<b>Froelicher, E.S.</b>	<b>24</b>
Foumet, M.	P1420, P6096	Franzone, A.	P1748, 5154, 6598	Froesch, U.F.	P2681
Fournier, A.	P5592	Franzoso, M.	P5402	Frogoudaki, A.	P1418, P1499, P3656, P4351, P4412, P4650
Fournier, P.E.	2311, 2313	Fraportti, J.	P3691	Frohlich, G.M.	P733
Fournier, S.	2027, P5592, 5768, P6429	Fras, Z.	P785, 3265, 4060, P4129, P6478	Frohlich, J.	P823
Fourti, N.	P1755	Frascaroli, G.	P5428	Frolov, A.V.	P678, P3730
<b>Foussas, S.G.</b>	<b>37, 126</b>	Fraser, A.G.	3252, 3256, 4018	Frolova, Y.U.V.	P6501
Fovargue, L.	P550	Frassica, R.	P491	Frommeyer, G.	P2197, P3477, P3496
Fox, K.	P916, P1699, 6601	Frasure-Smith, N.	P3404	Frommhold, M.	P4492, P5362
Fox, K.A.	P1846	Fрати, G.	P1168, P5917	Fromonot, J.	P3774, P3783
<b>Fox, K.A.A.</b>	<b>126, 378</b>	Fraty, M.	P3641	Frontera, A.	P2401
Fox, K.A.A.	414, P2566, P2602, 2950, P3109, 3821, P4100, 5029, P5662	Frauenfelder, T.	6614	Frost, A.F.	5746
<b>Fox, K.F.</b>	<b>207</b>	Fraunberger, P.	P815	Frost, L.	P1536, P6404
Fox, K.F.	P478	Freia, S.	P1514, P5332	Fruhwald, F.	P1787
Fraass, U.	P3388, P3389	<b>Frederix, I.</b>	<b>91</b>	Frustaci, A.	1103, P4334, P4712
Fraccarollo, D.	P6333	Frederix, I.	3030	Frutos, A.	P6190, P6573
Frachon, I.	P6481	Fredriksson, T.	3072	Frydland, M.	P5197
Frade, F.	3070	Freedman, B.	P4479	Frydman, S.	6044
		Freedman, J.	P556	Frykman, V.	3072, P3492

## Chairpersons & Judges / Speakers & Discussants / Authors Fry – Gal

NAME	PAGE(S) / PROGRAMME NR(S)	NAME	PAGE(S) / PROGRAMME NR(S)	NAME	PAGE(S) / PROGRAMME NR(S)
Frymire, E.	P4972	Fukaya, K.	178, P751, P4326, P4983, P5427	Furusawa, K.	178, P751, P4326, P4983, P5427
Fu, B.	P6390	Fuku, Y.	P1413, P3410, P4096, P5258, P6205, P6543	Furusho, A.	P709, 4286, P4554
Fu, B.Z.	P3793			Furusho, A.F.	P6335
Fu, H.Y.	P1532	Fukuchi, K.	P5416, P6107	Furusho, H.	P1450, P1551, 2137, P3542
Fu, M.	P774, P810, P1573, P2662, P3104, P4731, P6575	Fukuda, D.	P957, P1806, P2552, P4105	Furuya, J.	P1852
Fuat, A.	5679, 5946	Fukuda, H.	P3594	Furuya, S.	P3637, P4413, P5287
Fuca', A.	P4725	Fukuda, K.	P680, P1521, P1564, P1767, 4288, P4402, 5067, P5334, P5550	Fusini, L.	P1761
Fuchs, A.	P6318	Fukuda, K.F.	P1374	<b>Fuster, V.</b>	<b>189</b>
Fuchs, T.	P517	Fukuda, N.	P1500, P3375, P3376	Fuster, V.	P487, P518, 2033, 2892, 4161, P5551, P5553, 5871
Fuchs, T.A.	4910, P4953, 6089	Fukuda, T.	P2456, 3998	Futami, S.	5882
Fuegger, R.F.	P2681	Fukuhara, E.	P649, P1568, P1824, P2386, P4584, 5106, 5143, P6351, P6352, P6369	Futatsuyama, K.	2057
Fuentes, F.	P4988	Fukuhara, K.	P252	G Toth, G.	P1401, P5257
Fuentes, L.	P4442	Fukuhara, R.	5146, P5220, P5324	Gabba, M.	5984
Fuentes Suarez, R.O.	P2885	Fukui, K.	P954	Gabbai, D.	P1529
Fuentes-Antras, J.	P805, P6535	Fukui, R.	P4686	Gabbiani, G.	P4531
Fuentes-Jimenez, F.	181, P825	Fukui, S.	P1768	Gabbieri, D.	P5526, 6608
Fuernau, G.	P214, P1508, P2682, 3051, 3053, 4828, P5199, P6140	Fukukawa, Y.	3303	<b>Gackowski, A.</b>	<b>308</b>
Fuernkranz, A.	P4482, P5329, P5364	Fukumitsu, M.	P5247	Gackowski, A.	4838
Fuglewicz, A.	P3499	Fukumoto, K.	P680, P5334	Gacon, J.	P4530
Fuhrer, J.	1056, 1889	Fukumoto, R.	P856, P864, P4679	Gacser, A.	P1823
Fuji, Y.	P531	Fukumoto, Y.	P709, P1521, 4286, P4554	Gad, M.	P6494
Fujibayashi, K.	P2541	Fukumoto, Y.F.	P6335	Gaddam, K.K.	P6350
Fujihara, M.	P588	Fukunaga, M.	P1580, P5312, P5326	Gadsboell, K.	P2553, P2573, P4102
Fujihara, Y.	P5449	Fukunaga, R.	2130	Gadsboll, K.G.	P2568
Fujii, E.	P3121	Fukunaga, S.	P4495, P5315	Gadula-Gacek, E.	P477, P692, P3505
Fujii, H.	P1659, P6368	Fukunami, M.	P649, P1568, P1824, P4584, 5106, 5143, P5348, P6351, P6352, P6437, P6438	Gaede, L.	P844
Fujii, H.F.	P2667, P4709, P6158, P6163	Fukuoka, R.	P1767	Gaede, L.G.	P4680
Fujii, K.	P475, P5336, P5349	Fukuoka, S.	P710, P1820	<b>Gaemperi, O.</b>	<b>262</b>
Fujii, M.	P4591, P5258	Fukuoka, Y.	3293, P3658	Gaemperi, O.	P517, P893, 3829, 4910
Fujii, Y.	P1434, P2833, P5296, P6406, P6529	Fukushi, K.	P579, P4300	Gaertner-Rommel, A.	P1609
Fujishii, T.	P673, P1618, P4455, P4459	Fukushima, K.	P1562, P3724, P5234	Gaestel, M.	P6333
Fujimaki, H.	P4679	Fukushima, N.	P1515, P2685	Gafarov, V.	P1729, P6432
Fujimaki, T.	185, P1377, P1612, P2503, P2724, P4643	Fukuyama, M.	P3466, P5381	Gafarova, A.	P1729
Fujimoto, D.	P1466, P1859, P6523	Fukuyama, Y.	P1466, P1859, P6523	Gaffey, T.	P2812
Fujimoto, H.	5882	Fukuzawa, S.	P6564	Gaggioli, G.	P5908
Fujimoto, K.	P2862, P3515	Fukuzawa, T.	P3323	Gagliardi, J.	P2885
Fujimoto, M.	P1551	Fumagalli, S.	P1529, 3851	Gagliardi, J.U.	P2579
Fujimoto, N.	P3121	Fumikura, Y.	P1636	Gagliardone, M.P.	P1506
Fujimoto, S.	P5321	Fumiyuki, H.	P6374	Gagnor, A.	2280
Fujimoto, Y.	P1381, P2538, P3579, P4436, P6430	Funada, A.	P628, P634, P690, 4835	Gago, P.	P2860
Fujinaga, H.	P6349	Funada, J.	P804, P911, P6536	Gagulin, I.	P1729
Fujino, M.	P2862, P3515, P5939	Funahashi, S.	P579	Gai, J.	P2761
Fujino, T.	P4495, P5315	Funaki, Y.	3817, P4961	Gaibazzi, N.	P648, P3468
Fujino, Y.	P3436, P4438, P6212	Funakoshi, H.	P3486	Gaine, S.	6092
Fujioaka, N.	P2541	Funakubo, H.	P3761, P6521	Gaisin, I.R.	P3120
Fujisaki, M.A.	P4610	Funamoto, M.	P1511	Gaisl, T.	P640
Fujisawa, K.	P6349	Funasako, M.F.	P2758	<b>Gaita, D.</b>	<b>274</b>
Fujisawa, Y.	P539, P5160	Funck-Brentano, C.	P3359, P6339, P6477	Gaita, D.	1080, 3036
Fujita, H.	P908	Furber, A.	P5528, P5940, P6557	Gaita, F.	P254, P490, P1514, P2192, P2198, 2280, P2859, 3074, P3085, P3758, P4133, P4435, P5332, P6191, P6257, 6608, 6609
Fujita, K.	P5604	Furci, A.	P1776	Gajek, J.	P3521
Fujita, S.	P2666	Furest-Carrasco, I.	52	Galagudza, M.M.	P515
Fujita, T.	P756, P1515, P2671, P2685, P3682, P4710, P5920, 5975	Furiguiele, S.	52	Galan-Arriola, C.	P5912
Fujito, T.	P2697	Furihata, T.	288, P3557	Galanakos, S.	P719, P826, P1468, P1478, P1482, P2150, P2725, P4614, P6504, P6505
Fujiwara, H.	P5220	Furino, F.	P3691	Galand, V.	P1518, P3528
Fujiwara, K.	P4440	Furkalo, S.N.	P6219	Galanti, G.G.	P3626
Fujiwara, R.	P1466, P1859, P6523	Furman-Niedziejko, A.	4836	Galassi, A.	P6215, P6216
Fujiwara, S.	P3093	Furtado, R.H.M.	P723, P5602	Galassi, A.R.	P207, P6217
Fujiyoshi, A.	P2715	Furudono, S.	P2532, P3354, P3751, P4964	Galati, G.	P1186
Fujiyoshi, A.F.	P1182	Furugen, M.	P2456, P6223	Galceran-Jornet, E.	P1524, P4663, P5278
Fujiyoshi, K.	P529	Furugohri, T.	P4109	Galderisi, M.	131, P205, P2184, P4723, 5823, 5825
Fukamachi, D.	P2821, P5633	Furuhashi, M.	P827	Gale, C.P.	3821, 5101, P5653, P5662, 5742, P5899, P6133, P6566
Fukamizu, S.	P1484, P1659, P6368	Furui, K.	P4579	Galeana, J.	P4988
Fukaya, H.	P673, P1618, P3515, P4455, P4459	Furukawa, T.	P6275	Galeazzi, G.L.	P6574
		Furukawa, Y.	P649, P1568, P1824, P2386, 3295, P4584, 5106, 5143, P5348, P6351, P6352, P6365, P6369, P6437, P6438		
		Furukoshi, M.	P5583		

## Chairpersons & Judges / Speakers & Discussants / Authors Gal – Gav

NAME	PAGE(S) / PROGRAMME NR(S)	NAME	PAGE(S) / PROGRAMME NR(S)	NAME	PAGE(S) / PROGRAMME NR(S)
Galian, L.	P2441, P2807, P3728, P5889	Ganyukov, V.	P5268	Garcia-Manteiga, J.	P2636
Galian Gay, L.	P3689	Gao, F.	P3667, P3675	Garcia-Martin, A.N.A.	P2167
Galiatsatos, N.	P3678, P4641	Gao, L.	P1800, P4406	Garcia-Molina, E.	P669, P3733
<b>Galie, N.</b>	<b>248, 363</b>	Gao, R.L.	P5616	Garcia-Narbon, A.	P3752, P4743, 4831
Galie, N.	381, 1937, 3284, 3882, 6092	Gao, W.	P2633, 3972	Garcia-Otero, L.	P2734
Galie', N.	P871, P1775, P2782, P6485	Gao, X.-M.	P2633	Garcia-Pavia, P.	P887, 4928, P4993, P4999
Gallier, S.	P3790	Gao, X.M.	P513, P5403	Garcia-Ramirez, I.	4291
Galimova, A.A.	P3120	Gara, E.	P3541	Garcia-Rua, V.	P1596
Galjart, N.	P1602	Garabedian, T.	P3365	Garcia-Rubira, J.C.	P1842
Gallagher, C.	P4466	Garamvolgyi, R.	P5308	Garcia-Ruiz, J.M.	P518
Gallagher, J.	P3620	Garascia, A.	P1506	Garcia-Seara, J.	P2550, P6288
Gallagher, M.M.	3296	Garavelli, G.	2293	Garcia-Sole, J.	P2521
Gallardo Lopez, A.	P3694	Garay, A.	P4654, 6043	Garcia-Vence, M.	P1596
Gallardo-Grajeda, A.	P4081	Garberoglio, L.	P5332	Garde, A.H.	358
Gallego, C.	P4717	Garbi, M.	P858	Gardini, B.	P3510
Gallego, I.	P4569	Garbo, R.	2281, 3074, 4941	Gardini, E.	P1832
Gallego Sanchez, G.	P3694	Garces-Horna, V.	P1424	Gareeva, D.	P6423
Gallet, R.	4163, 4164	Garcia, A.	P891, P4656, P5579, P6268	Garg, N.	P4689
Galletti, L.	P3570	Garcia, C.	5968	Garg, P.	P3602, P4991
Galli, D.	P3585	Garcia, D.A.	1353	Garg, S.A.	P6426
Galli, E.	P752, P1420, P6096	Garcia, M.	P1686	Gargani, L.	1086, 2329, P2658, P4352, P4376
Galligan, J.	P5201	Garcia, M.I.	2142	Gargeraki, A.	P6449
Gallina, S.	P5905	Garcia, M.P.	P1693	Gargiulo, G.	P255, P4725, 5154
Gallinghouse, G.	P5327	Garcia, S.	P3104	Gariboldi, V.	P3774
Gallinghouse, G.J.	3300, P4463, P4486, P5328, P5335, P5343, P5354	Garcia Acuna, J.M.	P1660, P3780	Garlantezec, R.	1364, P3745
Gallino, A.F.	297, 299	Garcia Alberola, A.	P669, P1162	Garlapati, G.	2258
Gallo, A.	P831	Garcia Allut, J.L.	P1660, P3780	Garlaschelli, K.	P3374
Gallo, N.	P5570	Garcia Blas, S.	P6190	Garlichs, C.D.	P2850
Gallo, R.	3075	Garcia Carrilero, M.	P4593	Garlick, J.	P4638
Galloo, X.	5989	Garcia Del Blanco, B.	4946, P5281	Garner, S.	P5000
Galloway, S.	4279	Garcia Dorado, D.	P4448, P5281	Garoffolo, G.	P5915
Galluzzo, A.	P1514	Garcia Fernandez, A.	P6436	Garot, P.	P570, P578, 4270, P4674, P5536
Galoin Bertail, C.	P2886	Garcia Fuertes, D.	P1550	Garrido, J.M.	P510
Galrinho, A.	P479, P532, P861, P1486, P2180, P2434, P6265	Garcia Garcia, C.	P3747	Garstka, D.	P932, 1365
Galuppo, P.	P6333	Garcia Gonzalez, P.	P2453	Garzillo, C.L.	P2743
Galuszka, O.	P4538	Garcia Granja, P.	P2774	Gasior, M.	P477, P692, 1012, P1519, P1851, P1873, P2204, P2863, P3338, P3353, P3393, P3462, P3505, P4603, P5656, P6194, P6358, P6583
Galvani, M.	1273, P1832	Garcia Iglesias, D.	P6506	<b>Gasior, Z.</b>	<b>33, 41</b>
Galvao, C.	P4746	Garcia Lara, J.	P3415	Gaskina, A.	P5269
Galvao Braga, C.	P4134, P5298, P6211	Garcia Martin, A.	P510, P863	Gaspar, A.	P2847
Galvez-Monton, C.	P2611, P2621, P5912, P5914	Garcia Martin, A.G.M.	P3368	Gaspar, F.J.	P4515
Galvin, I.	4289	Garcia Perez, L.	P6506	Gaspar, R.	P1601, P1823, P5308
Gama, V.	P2694, P5306, P6290	Garcia Rodriguez, L.A.	3302	Gaspar, T.	P4513, P4516, P5351
Gama Ribeiro, V.	P577, P1554, P2157, P2158, P5236, P5307	Garcia Roper, A.	P1667, P4592, P6250	Gaspar Lopes Francisco, A.R.	P665, P6221
Gambardella, J.	P5405	Garcia Saez, D.	P2411	Gasparini, M.	P3504
Gambaro, A.	P4411	Garcia Salvador, J.J.	4947	Gasparino, S.	P225, P3652
Gambelli, G.	P2446	Garcia Seara, J.	P2169, P6270	Gasparovic, H.	P2657
Gamberini, M.R.	P6141	Garcia Tejada, J.	P1774	Gassdorf, J.	P1384
Gambetta, M.	P4130	Garcia-Acuna, J.M.	P3763	Gasser, T.C.	3943
Gambino, G.	P3599	Garcia-Alberola, A.	P4462	Gastl, M.	P4298
Gamble, G.D.	P4114	Garcia-Alcantara, A.	P1842	Gaszynski, T.	P4775
Gamez, J.M.	P4717	Garcia-Alvarez, A.	P5551, P5553, P5912	Gattaz, W.F.	P795
Gamez, P.A.	P2779	Garcia-Bolao, I.	P682, P1558, P4489, P5368	Gatti, C.	P2587
Gammelmark, A.	186	Garcia-Campo, E.	P887	Gattinger, M.	P689
Gamra, H.	P3450, P3457	Garcia-Carrilero, M.	P3763, P6573	Gattorno, M.	P2198
Gan, L.M.	P4374, P5435	<b>Garcia-Dorado, D.</b>	<b>77, 270</b>	Gatzoulis, M.	P876, P2780, P2811, P5563
Gancarczyk, U.	P1487, P2814	Garcia-Dorado, D.	74, P249, P667, P2807, 3249, P3519, P3728, P4507, P4774, P5889, 6013	<b>Gatzoulis, M.A.</b>	<b>82</b>
Gand, E.	P3641	Garcia-Fernandez, A.	P1524	Gatzoulis, M.A.	P245, 1115, P3740, P6131
Gandelman, G.	P6435	Garcia-Fernandez, F.J.	P5448	Gaudio, C.	P6357, P6386
Gandhi, S.	P3684, 6601	Garcia-Fernandez, M.A.	P509, P1447, P2460, P4377	Gaudio, G.	P1148
Gandjibakhch, E.	P885, 1134, 4888	Garcia-Garcia, C.	P2884, P5659	Gaudron, P.D.	P5936
Ganeshan, A.	P556	Garcia-Garcia, H.M.	1289	Gaul, D.S.	P711
Ganeshan, B.	5868	Garcia-Granja, P.E.	P3701	Gaur, S.	P4431, P4951, P5216
Gang, N.	P2693, P3346	Garcia-Guerrero, A.	P1842	Gautier, J.F.	P3646
Gang, Y.	3296	Garcia-Guimaraes, M.	P5639	Gavara, J.	P5394, P6116
Ganovska, E.	P4802	Garcia-Hernandez, N.	6055	Gavaruzzi, G.	P3510
Gantesti, J.	P1449	Garcia-Hernandez, P.	P5469		
		Garcia-Lunar, I.	P5551, P5553		



## Chairpersons & Judges / Speakers & Discussants / Authors Gav – Gig

NAME	PAGE(S) / PROGRAMME NR(S)	NAME	PAGE(S) / PROGRAMME NR(S)	NAME	PAGE(S) / PROGRAMME NR(S)
Gavazzi, A.	1011, P3488, P6360, P6372, P6380	Georges, J.L.	P4095, 5743	Ghita, N.	P6183
Gavina, C.	53	Georgiopoulos, G.	P703, P735, P2150, P2476, P4596, P5162, P5502, 5990, P6243, P6323, P6431, P6504, P6505, P6560	Ghodbane, W.	P540, P841, 3943, P6466
Gavriatopoulou, M.	P6243			<b>Ghofrani, H.A.</b>	<b>41, 321</b>
Gavrylenko, T.	P2840, P5629	Georgousopoulou, E.N.	P2738	Ghofrani, H.A.	401, 405, 406, 5019, 5020, 6092
Gawaz, M.	P658, P1493, 1874, P2163, P2754, 2977, P5304, P5539	Gepner, Y.	P2719, P3640	Ghonia, A.	P6494
Gay, G.M.W.	P951	<b>Gerber, B.L.M.</b>	<b>373</b>	Ghorbel, M.	P6128
Gayan-Ordas, J.	P1424	Gerber, I.	P2647	Ghorbel, M.T.	P2625
Gaye, B.	P5505	Gerboud, E.M.	P519	Ghoshhajra, B.B.	6604
Gaz, M.	P2743	Gerckens, U.	6613	Ghouse, J.	P3487
Gazimzyanova, A.S.	P3120	Gerdes, C.	189, 2060, 2062	Ghukasyan, T.	5970
Gazouli, M.	P2841	Gerdes, D.	P1609	Ghulam Ali, S.	P1761
Gazzarusso, C.	P4457	Gerdts, T.A.	P1193, 5829	Giacca, M.	P1615, 5058, P6340
Gazzoli, F.	P2772	Gerdts, E.	105, 106, 3993, P5524, P5527	Giacchetti, G.	5983
<b>Ge, J.</b>	<b>195</b>	Geremia, G.	P1144, P1745	Giacchi, G.	2024, P2826, P4399
Ge, J.	P2205, 4865, P5284, P6262	Gerges, C.	P2853, P6487	Giacoppelli, D.	P5208
Ge, J.B.	P741, P745, P958, P2396, P2455, P4373, 4934, P5577	Gerges, M.	P2853, P6487	Giacoppo, D.	P2159, P5263
Ge, L.	P2205, P5284	Gerguri, S.	P1492	Giakoumis, M.	P2151, P3319
Ge, S.H.P.	P549	Gerk, U.	P1490	Gialafos, E.	P888, P6232
Gea, A.	P6441	Gerkin, R.	P5231	Giallauria, F.	P6367
Gebel, M.	P4124	Germain, G.	P3813	<b>Giamberti, A.</b>	<b>200</b>
Gecks, T.	P6331	Germain, M.	P6339	Giamberti, A.	2353
Gedikli, E.	P5922	Germano, G.	259	Giammaria, M.	2380, 2381
Geerts, W.H.	P1431	Germanov, A.V.	P2474	Giammattei, C.	P3415
Gehani, A.A.	P4744	Germanova, O.A.	P2474	Giamouzis, G.	P3632, P6384
Gehle, P.	P3573	Germans, T.	P3522	Giampaoli, S.	P6409
Gehring, J.	P6179	Gerosa, G.	6076, 6609	Giamundo, A.	1347
Geisler, J.	P4587	Gerosa, G.G.	P508	Gianfagna, F.	P2398, P6409
Geisler, T.	1874, P2754, P5304	Gersh, B.J.	1205, 1352, 1353, P1811, P3479, P3482	Giang, K.W.	P950, P2501
Geissler, P.	P1678	<b>Gershlick, A.H.</b>	<b>198</b>	Giannaki, A.	P970, 6007
Geist, V.	P4481	Gershlick, A.H.	1035	Giannakoulas, G.	382, P545, P874, 4173, P4650, P6384
Gelbrich, G.	P772, P5433, P6344	Gerstein, H.C.	P1173, P2426	Giannattasio, C.	5873, P5885
Geleijnse, M.L.	P1145, P3343, 4260	Gertz, M.A.	P1172	Giannessi, D.	P813
Gellen, B.	P3641, P6557	Gervasoni, R.	P1195	Gianni, C.	P2404, 3294, 3300, 3301, P4463, P4486, P5327, P5328, P5335, P5343, P5354
Geller, H.I.	P2794, P3734, P4956	Gesenberg, J.	P2629	Giannini, F.	P5640
Geller, J.C.	P1552, P4492, P5362	Geskus, R.B.	1130	Giannitsis, E.	P1485, P3786, P4121, P4778, P5652
Geller, L.	P6252, P6273	Gestal Romani, S.	P5298	Giannoni, A.	P3596, P4571
Geller, L.A.	P5300	Gestal-Romani, S.	P4134	Giannopoulos, A.A.	3820
Gelpi, R.	P1457	Gesualdo, M.	P4630	Giannopoulos, G.	P3429, P3792, P6215, P6216
Gelsomino, S.	P935, P1807	Getman, T.V.	P4461, P4467	Giannuzzi, P.	5042
Gemma, F.	P2177	Geue, S.	1874	Gianturco, L.	P2465
Gencer, B.	P505, P524, P819, P828	Geuss, E.	1874	Gianturco, V.	P2465
Generalov, V.M.	P5163	Gewillig, M.	384, 6091	Giaquinta, S.	P4683
Generati, G.	P1675, 2256, P4348, P4575, P4597	Gewillig, M.H.M.L.	3055	Giardini, A.	P3631
Geneux, P.	P4308, 5079, P5167	Geyer, C.	P4415, P4423	Giazizoglou, E.	P6255
Genet, A.	P2608	Ghadge, S.K.	P3537, P4633	Gibbs, C.C.	P4521
Genet, B.	2119, P4449	Ghali, M.G.H.	3996	Gibbs, J.	P1710
Geng, J.	P1483	Ghanem, A.	P4671	<b>Gibbs, J.S.R.</b>	<b>40, 76</b>
Geng, Y.J.	4290	Ghashghaei, R.	P5533	Gibbs, J.S.R.	1936, 5751, 5752
Gennai, I.	P4721	Ghazi, L.	P6350	Gibbs, M.	P1710
Gennero, I.	187	Ghemigian, K.	5137	Giblett, J.	P1808, P1810
Genoux, A.	187	Gheorghe, G.	1125	<b>Gibson, C.M.</b>	<b>248</b>
Genoves, P.	P3483, P6326	Gheorghe, G.S.	P6183	Gibson, C.M.	P3103, 3871, 3872, P5648, 6045
Genovese, S.	P225, P3652	Gheorghiadu, M.	6067	Gibson, M.	P6231
Gentile, F.	5978	Gherghiceanu, M.	P659	Giebe, S.	P2742
Gentile, L.	P1809	Ghersin, E.	P3590	<b>Gielen, S.</b>	<b>91, 244</b>
Gentilini, D.	P3799	Ghersin, I.	P3590	Gielen, S.	3158
Genz, C.	P5294	Gheysens, O.	P6120	Gierlotka, M.	1012, P2204, P2863, P3462, P4603, P5656, 5741, P6194, P6358, P6583
Georgakopoulos, A.	P616, P1478, P1522, 5107	Ghiadoni, L.	P813, 1086	Gierula, J.	P3511
Georgakopoulos, C.	P703, P1180, P4084, P4389, P4637, P4646	Ghidini Ottonelli, A.	1014	Giffard-Roisin, S.	P550
George, A.	P5254	Ghidoni, A.	P1786	Giga, V.	P782, P3367, P5439
George, J.	P6435	Ghigo, A.	983	Gigantino, A.	P3735
George, P.	P6126	Ghinelli, M.	P2507	Gigli, C.	P4126, P4130
George, R.T.	5138	Ghio, S.	P767, P868, P873, 2378, P2414, P2772, P5390, P5558		
George, S.J.	P6330	Ghiringhelli, M.	P2398		
		Ghiringhelli, S.	P4965		
		Ghiselli, L.	P2182		
		Ghisi, G.	P5483		

## Chairpersons & Judges / Speakers & Discussants / Authors Gig – Gom

NAME	PAGE(S) / PROGRAMME NR(S)	NAME	PAGE(S) / PROGRAMME NR(S)	NAME	PAGE(S) / PROGRAMME NR(S)
Gigli, M.	P498, P3732	Gitzelzon, E.	P1861	Goetz, A.C.	P878
Gigli Berzolari, F.	4238	Gitenay, E.	5092	Goetz, N.	P1493
Giglio, A.F.	P2835, P2844, P2845	Gitsioudis, G.	1261	Gofman, E.A.	P1863
Gijsberts, C.M.	P1713, P1868, P2839, P3794	Gitt, A.	P3097	Goggi, C.	P2414
Gil, M.	P3779	Gitt, A.K.	277, P830, P835, P940, P1714, P2713, 3841, P4986, P4989, 5967	Gogiraju, R.	P701
Gil, R.J.	P962, P3450, P3457, P5262, P6522, P6538	Giuffrida, G.	P1666	Goh, G.Y.S.V.	P4701
Gil, V.	P232	Giuggia, M.	2381	Gohar, A.	P2839, P5440, P5586
Gil-Cayuela, C.	P1611, P3600, P4564	Giugliano, R.P.	1354, 1876, 1879, 3875, 3877, P4103, P4970, 5875	Gohbara, M.	P4607, P4617
<b>Gilard, M.</b>	<b>311</b>	Giugno, L.	P548	<b>Gohlke-Baerwolf, C.</b>	<b>81</b>
Gilard, M.	P255, 1364, 2978, P3745, P4308, P4448, 5153, P5528, 5739, 5953, 6082, P6481	Giuliani, M.	P5204, P5207	Goidescu, C.M.	P1151
Gilham, D.	P2837	Giuliano, P.	P1666, P6136	Goitein, O.	P2883, P3142
Gili, A.	1360, P5426, P5462	Giuliodori, A.	P496	Gok, M.	P4595
Gili, S.	P3758, 4190, P5332, P6191	Giulivi, A.	P4972	Gokdeniz, T.	P3715
Giljanovic Kis, S.	5803	Giunta, N.	P1666, P4979	Gokhroo, R.K.	P6189
Gilje, P.	P4777	Giurula, J.	1099	Goktekin, O.	1039
Gill, E.	P3115	Giustetto, C.	P6257	Golan, R.	P3640
Gill, J.	P1812	Giusti, B.	P1702	Golba, K.S.	P5239, P6247
Gill, P.S.	P4627, P5422	Giusti, G.	P548	Gold, J.D.	P2624
<b>Gillebert, T.C.</b>	<b>76, 244, 258, 264, 266</b>	Giustino, G.	P3439, P4308, 5079, P5167, P6225	Goldacre, M.	P1721
Gillebert, T.C.	117, 119, 121, 3164, 4019	Gjesdal, O.	P750, P754, P755, 5867	Goldberg, A.C.	273, P5927
Gillijns, H.	P3334	Gkanatsas, Y.	P6336	Goldbourt, U.	P832
Gillinov, M.	6079	Gkosios, T.	P3729	Goldenberg, I.	P691, P1639, P2601, P2693, P2822, P3346, P3581, P4786
Gilon, D.	2109, 2111	Gkouziouta, A.	P2650, P2687, P3514, P4604	<b>Goldhaber, S.Z.</b>	<b>251</b>
Gilon, D.G.	P3697	Glantschnig, T.	5994	Goldhaber, S.Z.	413, 3910, 3914
Gimaraes, T.	P2801, P2802	Glanzmann, M.	P6324	Goldsmith, S.R.	P6368
Gimbel, M.E.	P5593, P5598	Glaserapp, J.	P4415	Goldstein, J.	49
<b>Gimelli, A.</b>	<b>262</b>	Glasneapp, J.	P4423	<b>Goldstein, P.</b>	<b>79</b>
Gimelli, A.	130, P3500	Glerup, S.	P1593	Golebiewski, S.	P6522
Gimenez-Lopez, I.	P1424	Glezer, M.G.	P564, P1458	Golia, G.	P2182
Gimeno, J.	5976	Gliem, M.	P1492	Goliasch, G.	P233, 1369, P2888, P3789, 4833
Gimeno, J.R.	P1782, P3733, P4714	<b>Glikson, M.</b>	<b>257, 367</b>	Golino, P.	P2843, P2852
<b>Gimeno Blanes, J.R.</b>	<b>87</b>	Glikson, M.	P2601	Goloshchapov-Aksenov, R.	P1861
Gimeno Blanes, J.R.	P669, P2808, P3415	Glinel, B.	P6245	Golovchiner, G.	P1639
Gimeno-Blanes, J.R.	P887	Glisenti, F.	P5203	Golubic, K.	P5925
Gimeno-Raga, M.	P6326	Gluekler, S.	2919	Golzio, P.G.	P6257
Gindich, P.A.	P6219	Glorioso, T.	P1615	Gomberg-Maitland, M.	383
Ginghina, C.	4055, P4668	Glutzer, T.	P6306	Gomes, A.	P4083, P5302, P5569, P5888, P6165
Giniger, A.	P3516	Glover, B.	P1559	Gomes, A.C.	P900
Ginks, M.	1891	Glover, D.K.	4296	Gomes, M.J.	P2689
Gioia, S.	P5460	Glover, K.	P5547	Gomes, P.R.	P1452
Giokoglu, E.	P3708	Glowniak, A.	P3499	Gomes, S.	P923, P2560, P3759, P4735, P5499
Giordana, F.	P1514, P2859, P3758, P4133	Gluzsko, P.	P4740	Gomes, T.	P4972
Giordano, G.M.	P2496	Glued, C.G.	P2698	Gomes Pinto, S.	P2481, P2490
Giordano, P.	P4630	Gnecchi, M.	P2818, P3441, P3546, P3799, 5070, P5390, P5916	Gomes Serrao, M.	P923, P2560, P3759, P4735
Giorgi, B.	P238	Go, A.S.	P3479	Gomez, I.	P3701, P5548, P6465
Giorgi, D.M.A.	P5486	Go, Y.Y.	P2690	Gomez, J.	P3743
Giorgino, R.	2138	Goanvec, C.	P2471	Gomez, M.	5782
Gioti, K.	P742	Gobin, A.	4290	Gomez, M.P.	P5469
Giovannini, T.	2381, 2383	Gobin Sakhrani, R.	P5451, P6281	Gomez, S.	P518
Giral, H.	P1171, P4551	Goda, A.	P855, P5443, P6495	Gomez, Y.	P4717
Giral, P.	P831	Godava, J.	P6502	Gomez Bueno, M.	P199, P1415
Giraud, A.	P4978	Godin, M.	P3445	Gomez De Diego, J.	6615
Girerd, N.	P3502	Godin-Gardea, B.	P6245	Gomez De Diego, J.J.	P509, P1447, P2460, P4377
Girod, G.	P6429	Godinho, A.R.	P3781	Gomez Hospital, J.A.	P3503, P4442
Giroletti, L.	P5346	Godino, C.	2115, P3417	Gomez Ibarra, M.A.	P1686, P3130
Giroli, M.G.	P5494	Godschalk, T.C.	P3460, P5593, P5598	Gomez Llambí, H.	P1457, P1459
Girones, N.	P647	Goebel, B.	P840, P1384, P2444, P6331	Gomez Monterosas, O.	P3764
Girouard, G.	P4089	Goedel, A.	P1393, 5068	Gomez Polo, J.C.	2141, P4781, P5491
Gislason, G.	P480, P822, P1193, P1530, P1583, 1878, 2066, P2561, P2563, 3824, P4982, P5906	Goehring, S.	P4445	Gomez Sanchez, M.A.	P1764, P2778
Gislason, G.G.	P2568, P4754	Goeing, O.	P5350	Gomez Sansano, J.M.	P6436
Gislason, G.H.	189, 1121, P1673, P2553, P2573, P3392, P4102, P4491, P5172, P5896, P6308, P6346, P6413, P6565	Goel, P.	P6222	Gomez-Cid, L.	P3561
Gislason, G.H.G.	1875	Goel, P.K.	P837, P4689	Gomez-Doblas, J.J.	P581, P619, P1669, 3947, P4532, P4569, 5877
Gistri, R.	3076	Goeller, M.	P5221		
Gita, F.	P2159	Goena Vives, C.	2023		
		Goethals, P.	P1723		
		Goetsch, V.	P4633		
		Goette, A.	1217, 3874, 3877, 5715		

## Chairpersons & Judges / Speakers & Discussants / Authors Gom – Gre

NAME	PAGE(S) / PROGRAMME NR(S)	NAME	PAGE(S) / PROGRAMME NR(S)	NAME	PAGE(S) / PROGRAMME NR(S)
Gomez-Gracia, E.	P6441	Gonzalez-Juanatey, J.R.	P682, P1596,	Gourgouli, I.	P1180, P1465, P4084, P4088,
Gomez-Hospital, J.A.	6043		P1611, P1660, P2550, P2588, P2592,		P4637, 5985, P6408
Gomez-Johnson, V.	P4081		P2593, P2858, P3763, P3780, P4134,	Gourine, A.	P5240
Gomez-Lara, J.	P4442, 6043		P6288	Gourine, A.V.	387, 2257, P4325, P5246
Gomez-Molina, M.	P3752, P4743, 4831	Gonzalez-Mansilla, A.	P1406, P5548	Gourmelen, J.	P1717, P5498
Gomez-Polo, J.C.	P4654, P5005	Gonzalez-Melchor, L.	P2550, P2593	Gourraud, J.B.	P220, P632, P653, P685,
Gomez-Sansano, J.M.	P1524, P4663,	Gonzalez-Morales, E.	6055		1053, P3469
	P5278	Gonzalez-Salvado, V.	P2550, P2593	Govind, S.C.	P5560
Gomova, I.S.	P1460	Gonzalez-Torreccilla, E.	P5339	Govorin, A.	P5415
Goncalves, A.	188, 3024	Gonzalo, N.	P961, P3434, P4770, P4773,	Gowdak, L.H.	3903
Goncalves, F.	P2801		P5252, P6206, P6218	Goya, M.	P1386, P3507, P5326
Goncalves, H.	P1554, P5306, P6290	Goodman, B.	P1373	Grabe, N.	P1654
Goncalves, I.	P1555, P1556, 2308, P3330,	Goodman, D.	P5457	<b>Grabenwoeger, M.</b>	<b>366</b>
	P5303, P6249, P6587	Goodman, S.	P2566, 6601	Graber, M.	P6312
Goncalves, I.S.S.	P5311	Goodman, S.G.	P253, P3109, 3821, P5662	Grabert, S.	P2423
Goncalves, J.	P4515	Gooley, R.	P567	Grabmaier, U.	P6585
Goncalves, L.	P1788, 3147, P4083, 4933,	Gopalan, D.	P585	<b>Grace, A.</b>	<b>37</b>
	P6165	Gopalan, S.	P3718, P3719	Grace, A.	P2403
<b>Goncalves, L.M.</b>	<b>127</b>	Goransson, C.	5749	Grace, S.L.	P5483
Goncalves, L.M.	1249	Gorbatenko, E.A.	P3766	Gracida, M.	P4442, P4654, 6043
Goncalves, N.	P1594	Gorbe, A.	P1823	Graczyk, S.	P1517
Goncalves, P.A.	5136	Gorbenko, D.	392	Graczyk-Szuster, A.	P956
Goncalves, S.	P6305	<b>Gorcsan, J.</b>	<b>312</b>	Graefenhain De Codes, R.	P2508
Goncalves Ramirez, L.	2028	Gorcsan, J.	P6495	Graeni, C.	P517, P893, P5238, 6089
Goncalvesova, E.	P4594	Gorda, I.	1368	Graf, C.	3036
Goncharik, D.B.	P3722	Gordeeva, M.	2135	Graf, T.	3053
Gonen, E.G.	P3697	Gordo, G.	5753, 5754	Graff, C.	P2561
Gong, F.F.	P3614	Gore, J.M.	P3109	<b>Graham, I.M.</b>	<b>253, 326</b>
Gong, J.	5126	Gori, A.M.	P1702	Graham, I.M.	991, 3929, 4140, 4818, 5015,
Gong, S.-G.	P2793		P1678, P4628, P5652		5838, 5842
Gong, Y.J.	P3140	Goriachiy, A.	P3329	Graipe, A.	3307
Gonna, H.	3296	Gorini, A.	P5494	Grajek, S.	P6388
Gonzaga, A.	P6182	Gorla, R.	P4965	Grammatico, A.	P6300
Gonzalez, B.	2370, P2672, P5446, P6377	Gorol, J.	P4603	Grammatikou, V.	P562
Gonzalez, C.	P614	Gorriz Magana, J.	P3671	Grande, C.	P4334, P4712
Gonzalez, E.	P4999	Gorska, E.	P4127	Grande, D.	P1632, P1642, P1649, P2146,
Gonzalez, F.J.	P2740	Goryo, Y.	P252		P2643, P6375
Gonzalez, J.	1076	Gosain, R.	P4341	Grande, E.	P1143
Gonzalez, K.	3067	Goscinska-Bis, K.	P2168	Grande-Trillo, A.	P857, P5299
Gonzalez, O.	P4764, P5580	Goseki, Y.	P666	Granger, C.	P1658, P2586
Gonzalez, P.L.	P2653	Goset, C.	P2653	<b>Granger, C.B.</b>	<b>378</b>
Gonzalez, T.	P3689	Gosh Dastidar, A.	1078	Granger, C.B.	P253, 1352, 1353, 3906
Gonzalez Fernandez, O.	P5470	Goss, F.	P3388, P3389	Grani, C.	4910
Gonzalez Ferreira, R.	P2161, P5298, P6211	Gosselink, M.	P6559	Granier, M.	P2565
Gonzalez Ferrer, J.J.	2141, P5491	Gotberg, M.	P2530	Granja, A.	P4601
Gonzalez Garcia, I.A.	P746	Gothandaraman, B.	P3371	Gransar, H.	6060
Gonzalez Gomez, A.	P510	Goto, H.	P652, P663	Granton, J.T.	P1431
Gonzalez Gomez, A.G.G.	P3368	Goto, I.	P5450	Graziera, S.	P2603, P2604
Gonzalez Juanatey, J.	P2169	Goto, K.	P1432, P1674, P4375, P5158	Grapsa, J.	347, 3196, P3380, 5752
<b>Gonzalez Juanatey, J.R.</b>	<b>91, 127, 269</b>	Goto, M.	P5452, P5463	Gras, D.	170
Gonzalez Juanatey, J.R.	2891, P5298,	<b>Goto, S.</b>	<b>382</b>	Grassedonio, E.	P6136
	P6211, P6270	Goto, S.	P4100, P4971, 5816	Grasshoff, C.	P5539
Gonzalez Liebana, J.	P3131	Goto, T.	P1398, P1438, P3410, P3545,	Grassi, G.	P1442, P6180, P6405, P6409
Gonzalez Melchor, L.	P2169		P4096, P5258, P6205, P6543	Grassidonio, S.	P491
Gonzalez Miqueo, A.	P1177, P4569	Goto, Y.	P204, P628, P634, P690, P1768,	Grasso, C.	P4683
Gonzalez Salvado, V.	P1660, P3780		4835	Gratacos, E.	P2730, P2734, P4349
Gonzalez Villamonte, G.A.	P2579	Gotoh, I.	P5190	Gratsias, D.	P858
Gonzalez-Alujas, M.T.	P249, P2441, P2807,	Gotsman, I.	P3617, P3746	Grau, J.B.	P1754
	P3728	Gotsman, I.G.	P3697	Grau, S.	P2508
Gonzalez-Alujas, T.	P857, P5299, P5889	Gotthardt, M.	P5179	Graupner Abad, C.	P746
Gonzalez-Carrillo, L.	P2466	Gotti, E.	P871, P1775, P2782, P6485	Gravdehaug, B.	P4587
Gonzalez-Casaus, M.L.	P805, P6535	Gouadain, M.	P3810	Graversen, C.B.	P2429, P2699
Gonzalez-Chavarri, A.	P3671	Goube, P.	P3778	Gravos, A.	P703, 5985
Gonzalez-Concejero, R.	P6334	Gouda, A.	P1765	<b>Gray, H.H.</b>	<b>157</b>
Gonzalez-Ferreiro, R.	P2593	Gouda, M.	P6494, P6516	Grayburn, P.	1278, 2114
Gonzalez-Gomez, A.	P857, P863, P5299,	Goudevenos, I.	P3429	Grazhdankin, I.	P3108
	P5579	Goudevenos, J.	P1834, P1843, P5611	Grazi, M.	P2830, P5596
Gonzalez-Gonzalez, J.G.	P2466	<b>Goudevenos, J.A.</b>	<b>256</b>	Graziani, F.	4294
Gonzalez-Izquierdo, A.	P890	Goudevenos John, J.G.	P6554	Graziani, M.P.	P2711
		Goumans, M.J.	P2617, P2635	Grdinic, A.	P6197
				Grebmer, C.	P5173

# Chairpersons & Judges / Speakers & Discussants / Authors Gre – Gun

NAME	PAGE(S) / PROGRAMME NR(S)	NAME	PAGE(S) / PROGRAMME NR(S)	NAME	PAGE(S) / PROGRAMME NR(S)
Greco, A.	P868, P873, P2414	Gross, L.	P1828, P6585	Guentner, S.	P5512
<b>Greco, E.</b>	<b>265</b>	Gross, U.	P1787	Guerado Espinosa, I.	P1550
Greco, E.	P5917	Grosse, A.	P4492, P5362	Guerchet, M.	P3665
Greco, S.	P1615, P6341	Grossi, C.	P5526	Guerci, M.	P643, 5744
Green, P.	P4692	Grosso Marra, W.	P5332	Gueret, A.	P720, P5441
Greenberg, B.H.	2369, P2655	Grote, K.	P4529	Guerin, P.	P753
Greenberg, G.	P3408	Grote, L.	P774, P3104	Guernec, A.	P2471
Greenfield, R.	P6267	Grotmol, T.	P6511	Guernou, M.	5140
Greening, K.	P5490	Grove, E.L.	1890, P3554, P5599, P6551	Guerra, F.	P2861
Greenlaw, N.	P916, P4590, 6601	Groves, A.	5868	Guerra, G.	3269, P4123, P5486
Greenslade, J.	P1199, P4790	Grube, E.	P2422, P4671, P5535	Guerra, P.	P6299
<b>Greenwood, J.</b>	<b>216</b>	Grube, K.	P3119	Guerra, P.G.	P1557
Greenwood, J.	4154	Gruber, H.	P5157	Guerra Martinez, J.A.	P746
Greenwood, J.P.	P3602	Gruchala, M.	P1376, P3551, 4840	Guerra Ojeda, S.	P6326
Gregers, E.	P1582	Gruebler, M.	P2154	Guerra Ramos, J.M.	6031
Gregori, G.D.	P508	Gruebler, M.R.	P3740	Guerreiro, C.	P577, P2694, P5236, P5306, P6290
Greiff, G.	P2485	Grueger, M.	P5182	Guerreiro, R.A.	P4752
Greinacher, A.	1874	Gruenig, E.	P4376	Guerreiro, S.	P1676, P6371
Greiner, S.	P4500	Grufman, H.	P6587	Guerrero, F.	P2471
Greiss, H.	P2547, P5333, P5353	Grundeken, M.J.D.	P6224	Guerrero-Perez, E.	P3752, P4743, 4831
Greloni, G.	P3597	Grundmann, S.	4200	Guerrero-Ramos, J.M.	P4966
Greter, M.	4866	Gruner, C.	P2804	Guessous, I.	P3091
Greutmann, M.	P2804, P3738, 6089	Grunig, E.	P2785, P2786, 5750	Guetta, V.	P838, P6464
<b>Griebenow, R.</b>	<b>91</b>	Grunnet, M.	P4453	Guevara, E.	P2432
Grieve, R.	P253	Gruzdeva, O.	P5275	Gugler, Y.	1889
Griffin, B.	3861, 6079	Gu, C.X.	P5002, P5941	Guglielmi, A.	P3805
Griffin, B.P.	P5933	Gu, J.L.	P3497	Guglielmo, M.	5145, P5229, 5866, P6138, P6157
Griffith, M.	P883	Gu, Q.	P872	Guha, K.	1077
Grifoni, E.	P1846	<b>Guagliumi, G.</b>	<b>21, 202</b>	<b>Guha, S.</b>	<b>140</b>
Grifoni, G.	P6298	Guagliumi, G.	342, 1034, P5170	Guhl, F.	P647
Grifoni, S.	P4126, P4130	Gualandro, D.M.	P4994	Guibout, C.	P5505
Grigioni, F.	P1186, P5428	Gualtieri, S.	P4126	Guicheney, P.	P5176, P5382
Grigis, G.	P582	Guan, K.	P739	Guida, S.	P5558
Grignola Rial, J.	P2781, P6482	Guan, S.	P5295	Guida, V.	P6405
Grigoratos, C.	P1192	Guan, Y.	2130	Guido, M.C.	P877, P1819, P2805
Grigorian, L.	P2614	Guardia, P.	P1759	Guiducci, S.	P4352
Grigoriev, E.	P5268	Guaricci, A.I.	5866, P6138, P6157	Guiducci, V.	P5526
Grigoriou, K.	P3379	Guarino, D.	P871, P1775, P2782, P6485	Guiou, R.	P3774, P3783
Grigorov, M.	P1867	Guasch, E.	392, P705, P1527, 3235, 6059	Guillem, M.S.	P3561, P4499
Grillo, A.	P1800	Guasti, L.	39	Guilloneau, S.	P1170
Grimaldi, G.	P1599	<b>Guazzi, M.</b>	<b>268</b>	Guimaraes, G.V.	P793
Grimfjard, A.	4203	Guazzi, M.	P767, P1675, 2256, 4169, P4348, P4575, P4597	Guimaraes, J.P.	P747
Grimm, G.	P1849	Guccione, J.	P3572	Guimaraes, J.T.	P737
Grimm, K.	P2876	Guclu, A.	P3705	Guimaraes, T.	P665, P1555, P1556, 2308, P3330, P3474, P4515, P5311, P6160, P6249, P6301
Grimm, M.	5879, P5897, P6312	Gucuk, E.I.	P3438	<b>Guindo Soldevila, J.</b>	<b>34, 41</b>
Grimm, R.	6079	Gudbjornsdottir, S.	44	Guizani, I.	P1755
Grimm, R.A.	P3576	Gude, E.	P769	Guizoni, D.M.	2260
Grinchuk, I.	P2498	Gude, E.W.	4261	Gul, E.	P1559
Grines, C.	P4329, P4758, P5555	Guder, G.	P5458	Gul, I.	P3715, P4443
Grineva, E.	51, P807	Gudnason, T.	P2736	Gulan, U.	P1190
Grinshtein, I.	P4338	Gudnason, T.H.	P1719	Gulati, A.	1077, P1657, P6366
Grinshtein, Y.	P4338	Gudnason, V.	P5425	Gulati, G.	P4587
Gripari, P.	P1761	Gueant, J.L.	P1378, P2649	Gullati, R.	P964
Griselli, M.	4874	Gueant-Rodriguez, R.M.	P1378, P2649	Gulcu, O.	1119, 4943
Gritti, V.	P211, P5614	Guedeny, P.	P4666, P6547	Gulizia, M.	P6300
Groarke, J.	P2179	Gueder, G.	P758, P5165	<b>Gulizia, M.M.</b>	<b>323</b>
<b>Grobbee, D.E.</b>	<b>209, 214</b>	Guedes, H.	P1495, P2459	Gulizia, M.M.	P935, P1807, 5046
Grobbee, D.E.	P875, P1713, 2889	Guedes, J.	P2860	Gullestad, L.	P1141
Grocott-Mason, R.	P1155, P2500, P4091, 5149	Guedes, J.P.	P930, P3770, P5632	Gulya, M.	P6164
Groene, M.	P555	Guedes, M.H.	5755	Gummert, J.	P500, P1609
Groenink, M.	P247, P2813, 6090	Guedon-Moreau, L.	5829	Gundersen, V.	1122
Grokhotova, V.V.	P4336, P6503	Guelcher, M.	4940	Gundling, A.	P4628
Groll, J.	P4451	Guellich, A.	P3601	Gundlund, A.	P2573, P4102
Gromenko, E.	P2646	Guenat, F.	P5592	Gundlund Lorentzen, A.	P3139
Gromov, A.A.	P5163	Guendouz, S.	P3601, 4164	Gunduz, S.	P3806
Gromova, E.	P1729	Guenduez, D.	P721, P6317, P6322	Gunmarsson, G.T.	P4716
Gronningsaeter, L.	P784	<b>Guenoun, M.</b>	<b>18, 133, 416</b>	Gunturiz, C.	P3763, P6573
Groot, H.E.	P974	Guenoun, M.	4889		
Gropper, S.	P481	Guenther, F.	P2144		
Groscheck, T.	P5294	Guenther, M.	P1164		

## Chairpersons & Judges / Speakers & Discussants / Authors Gun – Hal

NAME	PAGE(S) / PROGRAMME NR(S)	NAME	PAGE(S) / PROGRAMME NR(S)	NAME	PAGE(S) / PROGRAMME NR(S)
Gunturiz Beltran, C.	P4593	Guzik, T.J.	P5391	<b>Hagendorff, A.</b>	<b>28</b>
Guo, C.-Y.	1120	Guzman Martinez, G.	P6153	Hager, A.	384
Guo, J.	2330, P2793	Guzman-Roman, M.E.	P1524, P4663,	Haghikia, A.	3047
Guo, K.	P899		P5278	Hagikura, A.	P5158
Guo, L.	P3394	Guzzetti, E.	P3597	Hagiwara, H.	P3425
Guo, L.Z.	P1841, P1848, P3418, P3484	Gwiazdowska-Nowotka, B.	P5309	Hagiwara, K.	P5540
Guo, Q.Y.	P5412	Gwon, H.-C.	P1383	Hagiwara, N.	P589, P1791, P2525, P2539,
Guo, R.-Q.	P574, P580, P5345	Gwon, H.C.	P250, P251, 3304, P3432,		P3618, P3724, P4652, P5234,
Guo, S.	P6390		P4112, P4739, P6519		P5461, P5517, P6258, P6274
Guo, S.Z.	P3793	Gyalai, I.K.	2102	Hagiwara, Y.	P5334
Guo, X.Y.	1345, P5564	Gyalai, K.I.	P2878	Hagl, C.	2116
Guo, Y.	P741	Gyllenhammer, T.	P6480	Hagstroem, E.	P822
Guo, Y.K.	2125	Gylling, H.	P3476	Hagve, T.-A.	P636
Gupalò, E.M.	P4474, P4476	Gyongyosi, M.	P5308	Hagve, T.A.	P801
Gupta, A.	P837, P4657	Gziut, A.I.	P6522	Hahalis, G.	P5611
Gupta, A.K.	1998	H Paulsen, N.	P4954	Hahn, J.Y.	P250, P3432, P3442, P4739,
Gupta, I.	P866	Ha, F.	P5490		P6519
Gupta, K.	P749, P3808, P5938	Ha, J.-W.	2083, 4020	Hahn, R.T.	P5549
Gupta, S.	P6189	Ha, J.W.	P2755, P4676, 6075	Hahn, Y.J.	P4112
Gupte, G.G.	P6168	Ha, Y.S.	P1489	Hai, J.J.	P633
Guray, Y.	P5909	Haap, M.	P5539	Haider, A.	P6433
Gurban, C.	P2718	Haapaniemi, E.	P2516	Haider, K.S.	P6433
Gurbel, P.A.	P3807, P4341, P4737, P4748,	Haas, B.	P4120	Haider, N.	P1801
		Haas, G.-M.	P6400	Hailer, B.	P4481
Gurevich, V.S.	P1477	Haas, G.M.	P2721	Haim, M.	P1387, P4101
Gurgenyan, S.	P1462	Haas, J.	P5179, P5447	Hain, A.	P5353
Gurianov, V.G.	P4461, P4467	Haas, S.	417, P2606, P4124, P4971	Haine, D.	P546
Gurney, A.M.	P3116	Haase, D.	P3325	Haine, S.	3018, P6186
Gursoy, M.O.	P3806	Haaverstad, R.	P5487	Hainer, J.	P2179
Gurunathan, S.	P3363, P3369, P3371	Haba, T.	P1438	Haissaguerre, M.	P2401, P3502
Gurung, R.	P6544	Habara, M.	P2540, P3428	Haitjema, S.	P2839
Guizun, M.M.	4055, P4668	Habara, S.	P3410, P4096, P5258, P6205,	Haj-Yahia, S.	P693
Gusarov, V.G.	P3755		P6543	Hajagos-Toth, J.	P5308
Guseva, M.	P3628	Haberkorn, S.	P4298, P5886	Hajas, O.	P5363
Gustafsen, C.	P1593	Haberkorn, S.M.	2132	Hajek, P.	4064, P4411
Gustafsson, A.G.	P1732	Haberkorn-Butendeich, R.	P5371	Hajjar, L.A.	P6561
<b>Gustafsson, F.</b>	<b>246</b>	Haberl, R.	P6179	Hajjar, R.	P3603
Gustafsson, F.	5992	<b>Habib, G.</b>	<b>16, 17, 326</b>	Hajjar, R.J.	4017
<b>Gustafsson, I.</b>	<b>195</b>	Habib, G.	12, P1187, 2251, 3197, 5092,	Hajtman, L.	P2695
Gustafsson, I.	2961		5793	Hakgor, A.	P3714
Gustafsson, S.	P1734	Hachamovitch, R.	P6143	Haku, H.	P2386, P5348, P6369, P6437,
Gustiène, O.	P913, P966, P3315, 6607	Hachet, O.	P1701		P6438
Gut-Gobert, C.	P6481	<b>Hachul, D.</b>	<b>272</b>	Hala, P.	P4558, 5090
Gutberlet, M.	P778, P3604	Hachulla, E.	P6397	Haland, T.	P4362
Guth, S.	P1771, P3351	Hack, G.	P2608	Haland, T.F.	P1779
Guthrie, S.	P5565	Hacke, W.	P2566, P2602	Halank, M.	5750
Gutierrez, A.	P4496	Hackeng, C.M.	P5593	Halasz, G.	388
Gutierrez, A.	P6210	Hacot, J.P.	1364, P3745	Halbach, M.	P3612, 4287
Gutierrez, L.	P2441, P2807, P3689, P3728,	Hadadi, L.	P2865	Halbfass, P.	P3494, P4484
		Hadamitzky, M.	P5226, P5227	Halcox, J.	P2562, P2582, P2599
Gutierrez, M.	P2441	Haddad, F.	P1665, P2654, P4598, P6493	Halim, S.	P721
Gutierrez Ballesteros, G.	1318, P2438,	Hadjadi, S.	P3641	Halimi, F.	P5320
		Hadjimiltiades, S.	P874	Halimi, J.M.	P1389, P3641
Gutierrez Caro, R.	P3313	Haeblerlin, A.	1889	Halit, A.	P2776
Gutierrez Diez, A.	P3694	Haecker, G.	P2773	Halkin, A.	P838, P2601, P6464
Gutierrez Ibanes, E.	P2413, 5761	Haefeli, M.	P2885	Hall, J.A.	1248
Gutierrez Landaluze, C.	P746	Haefeli, W.E.	P2785, P2786	Hall, M.	P1773, P5653, P5662, 5742, P6133,
<b>Gutierrez-Chico, J.L.</b>	<b>378</b>	Haendeler, J.	P2172		P6566
Gutierrez-Chico, J.L.	P1384	Haenel, H.	P2426	Hall, M.S.	3821
Gutierrez-Ibanes, E.	P1406, P2766, P5548,	Haerdtner, C.	P2408	Hall, R.	5748, 6086
		Haerer, W.	P4445	Hall, T.S.	325, P5624
Gutowski, A.	P3338	Haerle, T.	P6498	Hallas, J.	P6404
Gutstein, A.G.	P5219	Haertig, F.	P1493	Hallas, T.	P659
Guttman, O.	P889, P890, 5150, P5647	<b>Haeusler, K.G.</b>	<b>372</b>	<b>Halle, M.</b>	<b>40</b>
Guttman, O.P.	P5260	Hafstad, A.	P5184	Halle, M.	141, 143, 145, P1675, P4348
Gutvik, C.	P4117	Hage, C.	P1631, 4036, P5435	Halliday, A.	978
Guy, T.G.	P783	Hagege, A.	1886	Halliday, B.	P5442, P6500
Guyer, K.	P4737	Hagege, A.A.	P1187, 3044, 3046, 3048	Halliday, B.P.	1077, P1657, 5998, P6366
Guyomarch, B.	1053	Hagemeyer, C.	P6336	Halliday, C.	P2837
Guzik, B.	P4428	Hagenbuch, N.	P733, P2804	Halmagyí, L.	P5295
Guzik, T.	5986				

## Chairpersons & Judges / Speakers & Discussants / Authors Hal – Has

NAME	PAGE(S) / PROGRAMME NR(S)	NAME	PAGE(S) / PROGRAMME NR(S)	NAME	PAGE(S) / PROGRAMME NR(S)
Halna Du Fretay, X.	6084	Han, S.H.	3304	Harbaoui, B.	P4418
Halon, D.A.	49	Han, S.W.	P2832, P4629, P6302	Harbinson, M.	P2189
Halonon, P.	P3549	Han, X.	P655	Harboe, B.B.	P1464, P2394
<b>Halperin, J.</b>	<b>150, 208, 249</b>	Han, Y.Y.	P3675	Harders, G.E.	175, P3318
Halperin, J.	2213, P2566, 3152, 3891, 5814	Hanada, H.	1362	Hardie, J.	P1373
Halperin, J.L.	P2602	Hanafin, P.	P1710	Hardin, J.	P4987
Halter, J.	P6175	Hanawa, H.	P4556	Harding, S.E.	P3541
Haltmayer, M.	P1470	Hanawa, K.	P6313	Hardwicke-Brown, E.D.	P5506
<b>Halvorsen, S.</b>	<b>126</b>	Hancock, E.	1122	Hare, D.L.	P2416, P5490
Halvorsen, S.	346, P1194, 2951, P3143, 3244, P5624, 5949, P6511	Hancu, N.	3263	Harima, A.H.	P1589
Hamabe, Y.	6058	Handa, R.	P6495	Harimura, Y.	P1636
Hamada, S.	P541, P1198	Handberg, E.	P959	Harita, T.	P3466, P3564
Hamada-Harimura, Y.	P3610	Handberg, E.M.	P967, P1411	Harjola, V.-P.	1091, 1093, 1095, P1644, P1663, 3050, 3150
Hamadanchi, A.L.I.	P2444	Handler, C.E.	P869	Harjola, V.P.	3051, P4787, P5198
Hamajima, T.	P1402	Haneta, S.	P1766	Harman-Boehm, I.	P3640
Hamalainen, H.E.	P6159	Hang, L.	3079	Harmos, S.	P5898, 6081
Hamamichi, Y.	P736, P2777, P4726	Hanke, J.S.	3988	Harmsen, M.C.	P702
Hamatani, Y.	P3682	Hankey, G.J.	P2566, P2602	Harnath, A.	P2703
Hamaya, R.	2047, P2529, 2987, 2989, 3081, P4421, P4422, P4424, P4447, P6137, P6518, P6531	Hanna, M.	1352, P2586, P6143	Harouki, N.	P5441
Hamazaki, N.	P788, P3126	Hanna, N.	P1794	Haroun, R.	P1656
Hambraeus, K.	276	Hanon, O.	P829	Harries, C.	P2780
Hambrecht, R.	P932, P944, 1365, P5661, 6613	Hanratty, C.	P5254	Harringer, W.	4271
Hamdan, A.	P5219	Hansen, C.H.	P3143	Harrington, D.	P6410
Hamdan, M.	4220	Hansen, C.M.	P1193	Harrington, R.	P2427
Hamdi, S.	187	Hansen, C.S.	P3643	Harrington, R.A.	P2825, P3103, P5648, 6045
Hamed, W.	P1423, P3727	Hansen, H.S.	P953, P3458, P4446, 5077	Harris, L.	P637
Hameed, M.A.	P556	Hansen, J.	P1804, P4491	Hart, E.C.	P206
Hamer, M.	P3404	Hansen, K.N.	P953, P4446	Hart, G.	P3116
Hamid, N.	P2879	Hansen, M.L.	1878, P4491	Hartemann, A.	5141, P6477
Hamilos, M.	P1834, P1843, P5611, P6554	Hansen, M.S.	P3137	Harten, M.	P6154
Hamilton, M.	1357, 2065, P2543, P2551, P2567, P3808, P4128, 5969	Hansen, P.B.	P6259	Hartikainen, J.	1058, 1355, 1881, 1941, P3549, P3552
Hamilton-Craig, C.	P2439, P6154	Hansen, P.P.	P4982, P6565	Hartikainen, J.E.K.	P3453
Hamm, C.-W.	P844	Hansen, P.S.	1058	Hartikainen, P.	1881
Hamm, C.	1042, P3097, P4545, P4778, P5640, P6317, P6322, 6610	Hansen, P.W.	P480, P5896	Hartland, L.	P5506
Hamm, C.H.	P4680	Hansen, S.M.	P1193, P2561	Hartmann, M.	2279
<b>Hamm, C.W.</b>	<b>43, 212, 257</b>	Hansen, T.B.	P5467	Hartmann, N.	P3111, P3598
Hamm, C.W.	422, 424, 426, 427, P721, P809, P2547, P3103, 3215, P5333, P5353, P5622, P5648, 6015, 6045	Hansi, C.	P794	Hartvig Thomsen, J.	P4777
Hamm, W.	1055, 2134	Hansinger, E.	P5375	Harty, G.J.	175
Hammache, N.	P5887	Hanssen, T.A.	1885	Hartysznszky, I.	P2637
Hammadah, M.	P3647, 4075	Hansson, N.C.	P1890	Haruta, H.	P2525, P2539
Hammami, R.	P1760	Hansson, P.-O.	P1573, P2662	Haruta, T.	P2821, P5633
Hammash, M.H.	P3621	Hansson, P.	P810	Haruta, S.	P5158
Hammerstingl, C.	1278, P1496, P1498, P2422, P2569, P2574, P4671, P5535, P5542, P6469, P6471	Hansson, P.O.	P774, P3104	Haruta, S.	P2785, P2786
Hammerstingl, C.H.	P4672	Hansteeen, V.H.	P3578	Harvey, B.H.	P3404
Hammett, C.J.K.	6600	Hantel, S.	5801, 5802	Hasan, T.	P4725
Hammond, L.	P610	Hantke, F.	P5514	Hasan Ali, H.	35, P1454
Hammond-Haley, M.	4196	Hao, K.	P1640, P4961	Hasanein, M.M.T.	P2447
Hammoudi, N.	P242, P3359, P4095, 5743	Hao, W.	P6348	Hascoet, S.	1134, 3057
Hammoudi, N.H.	P6407	Hao, Y.	P1604	Hase, M.	P4771
Hamp, T.	P689	Happe, C.M.	P3137	Hasebe, H.	3073
Hamshere, S.	4942	Haq, M.	P879, P6152	Hasebe, N.	P674, P679, P2666, P5310
Hamza, O.	P2819	Hara, H.	P597, P1630, P2531, P3349, P4686, P5561, P6167, P6374, P6552	Hasegawa, D.	P6205, P6543
Han, D.-H.	P2746	Hara, H.H.	P3653	Hasegawa, H.	P1674, P3555, P5445, P6385
Han, D.	P1728, P4118, P6403	Hara, K.	P4579	Hasegawa, K.	P804, P911, P1546, P1608, P2511, P2549, P2572, P2745, P2747, 3293, P3428, P3491, P3658, P4577, P4606, P4969, 5757, P6238, P6439, P6536
Han, D.K.	P6325	Hara, N.	P6479	Hasegawa, M.	P2720
Han, E.Y.	P5484	Hara, T.	P2552, P4591	Hasegawa, N.	P5920
Han, J.H.	P919, P5636	Harache, B.	P1513	Hasegawa, T.	P3595
Han, K.D.	P1544, P4480	Harada, K.	P1404, P3676, P3761, 4252, P4620, 5882, P6349, P6521	Hasegawa, K.	P1503
<b>Han, K.R.</b>	<b>189</b>	Harada, M.	1137, P2609, P2684, P6422	<b>Hasenfuss, G.</b>	<b>39</b>
Han, K.R.	P3713, P6240	Harada, T.	P865, P2433, P3360, P3370, P5937, P6349	Hasenfuss, G.	156, P739, P753, P772, P892, P1590, P2171, P2647, P3351, P3598, P3604, P4677, P4695, P5433, P6454
Han, L.P.	P2633	Harada, Y.	P4620, P5263	Hashiba, K.	P941
		Harada-Shiba, M.	180	Hashikata, T.	P529
		Haraguchi, R.	P4497		
		Harald, K.	390		
		Haraldsson, I.	311, P1825, P3412		
		Harari, S.	P6483		
		Harb, S.C.H.	P783		

## Chairpersons & Judges / Speakers & Discussants / Authors Has – Hen

NAME	PAGE(S) / PROGRAMME NR(S)	NAME	PAGE(S) / PROGRAMME NR(S)	NAME	PAGE(S) / PROGRAMME NR(S)
Hashimoto, A.	P2697	Haussig, S.	P4690, P5523, P5531, 6616	Hedman, A.	P3552, P6159
Hashimoto, H.H.	P1589	Hautvast, R.W.M.	P1414, P3437	Hedman, M.	P6159
Hashimoto, N.	P2512, P2515, P4464	Havel, M.	P6151	Hedon, C.	5139
Hashimoto, S.	P1516, P5496, P6527	Haverich, A.	P3762, 3988, 4271	Hee, L.	P201, P4745
Hashimoto, T.	P529, P2862	<b>Haverkamp, W.</b>	<b>81</b>	Heeren, T.	P4110
Hashimoto, Y.	P2533, P3768, P4365, P5230	Haverkamp, W.	2101, P2590	Heg, D.	312, P505, P828, P4675, 6598
Hashiwada, S.	P5546	Haviaras, M.	P5501	Heger, J.	P1601
Hashizume, N.	P2684, P6421, P6422	Havranek, S.	P5554	Heggermont, W.A.	3818
Hasic, A.	174	Havulinna, A.S.	P5509	Hego, A.	P4543
Hasin, T.	P5926	Hawchar, F.	P1823	Heida, A.	P3472
Haskard, D.O.	P973	Hawkey, S.	P5924	<b>Heidbuchel, H.</b>	<b>22, 131</b>
<b>Hassager, C.</b>	<b>272</b>	Hawkins, N.	P3382	Heidbuchel, H.	1943, 2210, 2298, 3148,
Hassager, C.	126, 2366, 3962, P4777, 4826	Hawkins, N.M.	P1629	Heider, M.D.	3172, 3876, 3877, P5209, P6172
Hassan, A.	P2767	Hawranek, M.	1012, P1851, P1873, P2204,	Heidt, T.	P2773, P4398, 4864
Hassan, M.	P2767	P3338, P3353, P3393, P3462, P4603,		Heier, M.	P2152
Hassanain, M.	P5586			Heigwer, J.	P1392
Hassel, D.	P1392, P3558	Hay, I.	P2693, P3346	Heilborn, U.	P4794
Hasselbaich, R.B.	P5430	Hayakawa, K.	P3486	Heiligenberg, M.	P2417
Hasselberg, N.E.	P4362	Hayakawa, N.	P4082	Heimisdottir, M.	P1719
Hassfeld, S.	P3591	Hayano, J.	P671	Hein, L.	1029
Hassinen, I.	P3552	Hayano, M.	P3564, P4315	Hein, S.	P3558
Hassouna, A.	P2447	Hayano, T.	P1432	Heine, T.	P3534
Hastrup Svendsen, J.	P3508	Hayano, Y.	P3605, P6095	Heinrich-Nols, J.	P481
Hasvold, L.P.	4058	Hayasaka, K.	P834, P1471, P2534, P2683,	Heinroth, K.M.	P3446
Hasvold, P.	P1826, P4655		P4403, P4407	Heinz, G.	1369, P2888, P4782, P4800,
Hata, H.	P1515, P2685	Hayashi, A.	P865	Heinzel, F.	P4801, 4833
Hata, T.	P681, P1516, P5496	Hayashi, F.	P597, P1630, P5416, P6107,	Heinzel, F.R.	P3559, P3591, P4452
Hata, Y.	P880		P6552	Heiss, C.	P555
Hatada, K.	P3490, P4097	Hayashi, H.	P208, P1731, P1805, P4613,	Heitman, M.	P5430
Hatakeyama, K.	P1604		4915, P5321, P6256	Heitmann, M.	2956
Hatakeyama, S.	288	Hayashi, K.	P592, P1450, 2137, P2666,	Heitner, J.F.	P6119
<b>Hatala, R.</b>	<b>201</b>		P5326	Heitner, S.B.	P4955
Hatala, R.	2299, 2303, 5798	Hayashi, M.	50, P709, 4286, P4554, P6246	Helal, M.	P6230
Hatanaka, K.	P6313	Hayashi, M.H.	P6335	Helbing, W.A.	P4724
Hatani, Y.	P3314	Hayashi, T.	P5585	Held, C.	P2427, 3822
Hatano, M.	P5424, P5489	Hayashi, Y.	P1501, P1595, P1623, P2175,	Held, L.	P733, P2804
Hatano, N.	3073		P2833, P4556	Helfert, S.	P1485
Hatano, T.	P6145	Hayashida, A.	P903, 3229, P6470	Helft, G.	P3359, P4095, 5743
Hatano, Y.	P1821	Hayashida, K.	P852	Hell, M.	P5221
Hatazawa, K.	P3314	Hayder, H.	P4135	Helle, E.	P5180
Hatem, E.	P3715	Hayes, B.	P6119	Hellhammer, K.	P2451
<b>Hatem, S.</b>	<b>35, 205, 255</b>	Haykain, T.	P659	Hellige, A.	P851, P3693
Hatem, S.	P242, P4509, P4511	<b>Hayman, L.</b>	<b>39, 199</b>	Hellman, T.	P1525
Hatem, S.N.	P728	Hayman, L.	3034	Hellmich, M.	5750
Hattge Junior, S.P.	P2729	Haynes, C.	P1671	Hellstrom Angerud, K.	P3630, P5650
Hattori, A.	P5344	Haysashi, S.	3998	Helm, K.	P6426
Hattori, H.	P3618, P5612	Hayward, C.	P2647	Helm, P.C.	P2815, P3741
Hattori, M.	P3323	Hazaa Ghalib, H.	P4363	Helmersen, D.	P2782
Hattori, N.	P3579	Haze, M.	P4756	Helmersson-Karlqvist, J.	P6229
Hattori, T.	4288	Hazukova, R.	P4768	Helqvist, S.	5069
Hattori, Y.	P1643, P6272	He, A.	P3381	Hemels, M.E.W.	400
Hatzianastasiou, S.	P2650	He, B.	P6142	Hemetsberger, R.	P5308
Hatzikou, M.	P3632	He, J.-G.	P872	Hemingway, H.	P890, 1004, P1722, 3065,
Hatzimiltiadis, S.	P1781, P3726	He, J.	P2793, 5999	3821, P5653, P5662, 5742, 5776, P6133	
Hatzinikolaou-Kotsakou, E.H.	P492	He, P.-C.	P2881	Hemmann, K.	2375, P6289
Hatzis, G.	P2479, P6533	He, S.	P790	Hen Hanuka, N.	P1836, P3803
Haubold, K.	P2706	He, Y.H.	P549	Henaire, R.	P2886
<b>Haude, M.</b>	<b>155, 268, 310, 320</b>	He, Y.M.	P1725	<b>Henderson, D.J.</b>	<b>20</b>
Haude, M.	1043, 3203, 5074, 5785	<b>Heagerty, A.M.</b>	<b>45, 364</b>	Henderson, D.J.	65
Hauerslev, M.	P1804	Heagerty, A.M.	316, 320, 464	Henderson, R.	P1737
<b>Haugaa, K.H.</b>	<b>78</b>	Heald, S.	P485	Henderson, R.A.	5961
Haugaa, K.H.	P1141, P1779, P4362, 5112	Healey, J.	P1509, 2905	Hendgen-Cotta, U.	P2641
Haugaard, S.B.	P760, P4608, P5379	Heber, J.	P6413	Hendgen-Cotta, U.B.	3246, P4560
Haung, P.F.	P5164	Heberkom, S.	3248	Hendriks, J.M.L.	261, 2210, 3233
Haunso, S.	P3487	Heck, P.	P2403	Heneghan, M.	P1751
Haunsoe, S.	1129, P1582	Heck, S.L.	P4587	Henein, M.	P5392
Haupt, L.	P739	Heckel, A.	1888	Henein, M.Y.	P771, P3430, P5436
Hauptman, P.J.	4036	Hecker, M.	P5178	Hengstenberg, C.	P569, P575, P2160,
Hauptmann, K.E.	6613	Hecking, M.	P6393		P3683, P4534, P5534, P6457
Hausenloy, D.J.	3207, 4193	Hecksteden, A.	391		
Hausleiter, J.	127, 2116, P5226, P5227	Hedin, E.M.	6080		

## Chairpersons & Judges / Speakers & Discussants / Authors Hen – Hir

NAME	PAGE(S) / PROGRAMME NR(S)	NAME	PAGE(S) / PROGRAMME NR(S)	NAME	PAGE(S) / PROGRAMME NR(S)
Henkin, Y.	P2719, P3640, P6414	Hernandez Rguez, J.M.	P1157	Higgins, A.Y.	P5214
Henmi, R.	P6258, P6274	Hernandez Romero, D.	P4462	Higuchi, S.	P5482, P6214
<b>Hennerici, M.</b>	<b>77, 138</b>	Hernandez-Antolin, R.A.	P576	Higuchi, T.	P4082
Henning, A.	P5539	Hernandez-Garcia, J.M.	P581, P619, P1406, P1669, P2161, 5877	Higuchi, Y.	P6378
Henningsen, K.M.	P1582	Hernandez-Madrid, A.	P2166, P2167, P5367	Higuera Nafria, J.	2141, P5491
Henri, O.	P495	Hernandez-Romero, D.	5878	Hijazi, Z.	P506, P2190
Henriksen, F.L.	P1163	Hernandez-Romero, I.	P3561	Hiki, M.	P716, P5455
Henriksen, L.Ø.	P3815	Hernandez-Romero, I.	P3561	Hikita, H.	P834, P1471, P2534, P2683, P4403, P4407, P5347
Henriksson, K.M.	P1727, P2750	Hernandez-Romero, I.	P3561	Hilbel, T.	P6440
Henriksson, P.	P4691	Hernandez-Romero, I.	P3561	Hilde, J.M.H.	P3578
Henriksson, R.	P1694, P1839, 3307	Hernando Marrupe, L.	P3694	Hildebrandt, B.	2101
Henriksen, P.	P5215	Hernando Romero, L.M.	P5283	Hildick-Smith, D.	P569, P2160, P3690, P6215, P6216
Henriques, E.	P802, P1614, 3269, P4123, P5928	Herold, J.	P5294, P6104	<b>Hilfiker-Kleiner, D.</b>	<b>143</b>
Henriques, J.P.	P2858, P3758, P5597	Herpel, E.	P1654	Hilfiker-Kleiner, D.	1253, 4850
Henriques, J.P.S.	409, 411, P4133, 4233, P5943, P6213	Herrera, R.	P961	Hilgendorf, I.	289, P2408, P2836
Henry, J.P.	P495	Herrera, R.	P961	Hilker, M.	P5534
Henry, P.	P3341, P3646, P4760, 4827	Herrera Siklody, C.	5671	Hill, C.	P1601
Henry, R.M.A.	P799	Herrera-Nogueira, R.	P3434	<b>Hill, J.</b>	<b>304, 323</b>
Henry, T.	P1154, P1827, P1838, P5608, P5609	Herrero, P.	P232	Hill, J.	4804, 5050
Henry, T.D.	P4309, P5167	Herrero Garibi, J.	P3694	Hill, L.M.	262, 1235, 1236, P6354
Hentati, M.	P1760, P5545	Herrmann, J.	P228	Hilmar Gislason, G.	P3139, 5963
Henzel, J.	1255	Herrmann, S.	P881, P884, P5936, 5979	Himbert, D.	P841, P6466
Heo, J.	P6109	Hershberger, R.E.	P4981	Himeno, H.	P954
Heo, J.H.	P927, P1489, P5243, P6524	Hersi, A.H.	3240	Himi, T.	P6430
Heo, R.	P2443, 3304, P5159, P6462	Herskovitz, R.	P2883	Himmelmann, A.	P1830, 5970, P6231
Heo, S.Y.	P1489	Herting, J.	P3598	Himura, Y.	P6392
Her, A.-Y.	P1854, P2817	Hertl, M.	P2673	<b>Hindricks, G.</b>	<b>195, 307</b>
Her, A.Y.	P907, P917, P924, P1184, P1463, P1579, P2518, P3407, P3448, 4076, P5265, P5631, 6606	Hertzberg-Bigellman, E.	P5387	Hindricks, G.	P656, 1058, 1245, 1996, 2210, 3148, 3201, P3534, P4477, P5318, P5360, 5798, 5829, 6030
Her, S.H.	3304, P4093, P4952, P5232	Hervas, A.	P5394, P6116	Hines, K.A.	P6450
Herbots, L.	P1665	Hervog, C.A.	P4987	Hingorani, A.	3946
Herbst, P.G.	P6455	Hescheler, J.	4287	Hingorani, A.D.	5776
Herbst, V.	P1603, P4452	Hess, C.N.	P2427	Hink, H.U.	P2160
Herdman, L.	2254, P5237	Hess, S.	P2426, P2606	Hinkel, R.	P222, 2127, P6319
Heredia, R.	1076	Hesselink, T.	3299, P5338	Hinojar, R.	4824, P5579
Herfelt, C.	P3487	Hesselstrand, R.	P6480	Hinojar Baydes, R.	P863
Herfelt, C.B.	P1582	Hetterich, H.	P2152	Hinojar Baydes, R.H.B.	P3368
Hergeth, S.	P2408	Heublein, D.	1287	Hinojosa, A.K.	P4765
Herijgers, P.	P3334	Heublein, D.M.	175, P1726, 2262	Hinterreiter, F.	P1470
Hering, D.	P610	Heuer, H.	P5308	Hinzpeter, R.	P4487
Herity, N.	P5254	Heusch, G.	P1804, 2917, P5652	Hioki, H.	P852
Herkner, H.	P689	Heuschmann, P.U.	P5512	Hirai, K.	P1398, P3545
Herman, A.	P6101	Heuten, H.	P764	Hirai, T.	P1500, 2261, P4580
Hermanns, I.	P2187	Hewitt, K.	P2742	Hiraiwa, H.	178, P751, P4326, P4983, P5427
Hermansen, R.	P1681	<b>Heymans, S.</b>	<b>324</b>	Hirakata, S.	P709, 4286, P4554
Hermida, A.	P3469	Heymans, S.	3063, 5862	Hirakata, S.H.	P6335
Hermida, J.S.	P632	Heymer, J.	P1504	Hirakata, S.N.	P3661, P4660
Hermida, M.	P3145	Hiagashi, K.	P710	Hiramatsu, S.	P5158
Hermida, N.	P4569	Hibi, K.	P235, P1852, P4607, P4617	Hiramatsu-Ito, M.	P4526
Hernandez, A.	P1420	Hickey, E.	2316	Hiramamine, K.	P1817, P3607
Hernandez, A.F.	P1671	Hickling, S.	P6584	Hiramori, S.	P587, P593
Hernandez, A.V.	P2718, 4909	Hickstein, L.	P2608	Hirano, H.	6058
Hernandez, I.	P891, P4499	Hida, S.	P1451, 3080, P4079, P6145	Hirano, K.	P590, P595, P602, P3433, P3785, 4063, P6532
Hernandez, J.	P694	Hidaka, T.	P6489	Hirano, M.	48, 3817, P4961
Hernandez, J.P.	P1782	Hidaka, Y.	P5920	Hirano, T.	3941
Hernandez, L.	P1185, P5470	Hidalgo, F.	P6210	Hirano, Y.	P2751
Hernandez, P.	P1431	Hidalgo-Olivares, V.M.	P887	Hirao, K.	P1386, P3507, P5347
Hernandez, S.	P744	Hidalgo-Urbano, R.J.	P1842	Hirao, S.	P1511
Hernandez Antolin, R.	P3760	Hidden-Lucet, F.H.L.	P6407	Hirao, S.	P1572
Hernandez Del Rincon, J.P.	P2808	Hidden-Lucet, F.H.L.	1134	Hirao, M.H.	P2667, P4709, P6163
Hernandez Jimenez, V.	P3671	Hiemstra, Y.L.	P1790	Hirasawa, K.	P4080
Hernandez Madrid, A.	399, 2377	Hienert, M.	P3569	Hirata, A.	P6378
Hernandez Munoz, D.	P5468	Higa, K.	P3526	Hirata, K.	P1597, P1860, P5939
Hernandez Ojeda, J.	P3481	Higaki, J.	P6530	Hirata, K.I.	P3314
Hernandez Ortega, E.	P5451, P6281	Higami, H.	P1413	Hirata, Y.	P957
Hernandez Perez, F.J.	P199, P1415	Higashi, A.	P6489		
		Higashi, H.	P6530		
		Higashi, K.	P1817, P3607		
		Higashida, Y.	P2700		
		Higashihara, T.	P2675, P3669, P4757		
		Higashiyama, A.	P1179		



# Chairpersons & Judges / Speakers & Discussants / Authors Hir – Hor

NAME	PAGE(S) / PROGRAMME NR(S)	NAME	PAGE(S) / PROGRAMME NR(S)	NAME	PAGE(S) / PROGRAMME NR(S)
Hirayama, A.	1362, P2733, P2821, P3637, P4413, P5287, P5628, P5633	Hoeper, M.	6092	Homma, M.	P5418
Hirayama, H.	P2533	<b>Hoes, A.W.</b>	<b>18, 307</b>	Honarbakhs, S.	3065
Hirayama, K.	P1404, P3676, 4252	Hoes, A.W.	990, P2869, P2872, P2873, 5014	Honda, J.	P5552
Hiripi, L.	P3117	Hoesch, O.	P892	Honda, S.	P5660
Hirmao, K.	P594	Hofbauer, T.	P2853	Honda, T.	P4136
Hirnle, T.	P3779	Hoffelner, L.	4930, 6614	Honda, Y.	P590, P595, P602, P3785, 4063, P6527, P6532
Hiro, T.	P2821, P5633	<b>Hoffman, P.</b>	<b>33, 41</b>	Honeder, M.C.	P4782
Hirohata, A.	P903, 3229, P4439, P6253, P6470	Hoffman, P.	268, P6583	Honegger, U.	P1679, P2201, P4078
Hirohata, K.	P5160	Hoffmann, A.	P2589	Honek, J.	P5169
Hirohata, S.	P6582	Hoffmann, B.A.	P2403	Honek, T.	P5169
Hiroi, Y.	P3349, P5561, P6167	Hoffmann, E.	5672, P6585	Hong, G.R.	P2755, 3026, P4676, P5159, P5192, 6075
Hiroi, Y.H.	P3653	Hoffmann, M.	P1376, P3551	Hong, J.Y.	P3134
Hiroishi, K.	2280	Hoffmann, P.	P2855, P3795, P4587, P5250	Hong, K.S.	P2820, P3583, P4420
Hiroki, J.	P5449	Hoffmann, R.	P541, P4444	Hong, M.-K.	P2522
Hiromasa, T.	P3406, P3420, P3449	Hoffmann, T.	5965	Hong, M.K.	P251, P255, P604, P1480, P2526, 3308, P4308
Hirono, K.	P880	Hoffmann, U.	5137	Hong, S.J.	P1149, P2517, P2526, P4441
Hironobe, N.	P2833	Hoffmeister, M.	P1858	Hong, S.N.	P1553
Hirooka, Y.	P3136, P3333, P4611	Hofman, N.	1130	Hong, S.P.	P3589
Hirose, K.	P1451, P4079, P6145	Hofman-Bang, C.	P936	Hong, T.J.	P2524, P2827, P3586, P4414, P5255, P5651
Hirose, M.	P2645, P3555, P6385	Hofmann, U.	3210	Hong, V.	3950, P5486
Hirose, T.	P5323	Hohendanner, F.	P3559	Hong, Y.-J.	P6187
Hiroshi, H.	P5540	Hohensinner, P.	P5183	Hong, Y.	P6544
Hiroshima, K.	P2600, P3535, P5326, P5366	Hohenstein, B.	5777	Hong, Y.J.	P215, P1814, P4541, P5615, P5625, P5637, P6325, P6446
Hirota, T.	P4719	Hohl, M.	P609	Hongo, R.	3300, P5335, P5343
Hirsch, A.	P1431	Hohlfeld, T.	P1167	Honisz, G.	P2875
Hirt Moch, B.	P517	Hohloser, S.H.	2375	Honjo, H.	P3565
Hirt-Moch, B.	6089	Hohloser, S.H.	P6336	Honma, R.	P2697
Hisamatsu, T.	P2715	Hohmann, S.	P695	Honma, S.	P5476, P5552
Hisamatsu, T.H.	P1182	Hohnloser, S.	P2586	Honye, J.	P1380
Hisatome, I.	P4501	Hohnloser, S.H.	150, 1920, P2608, P3513, 3907, 5949, P6289	Hoogeveen, R.	P2188
Hisazaki, K.	P1503, 3293	Hoi, J.	P849, P4798	Hoole, S.P.	P1808, P1810, P2454
Hisdal, J.H.	P3578	Hoj Christiansen, E.	3931	Hop, H.	P4540
Hishikari, K.	P834, P1471, P2534, P2683, P4403, P4407, P5347	Hojbjerg, T.K.	P5475	Hopkins, A.	P918
Hislup, J.	P5160	Hokama, Y.	3080	Hoppe, N.	P2408
Hita, A.	P198	Holaj, R.	1288	Hoppe, U.C.	P2616, P6331
Hittinger, L.	P3601	Holabek, C.	P689	Hopstock, L.	P1494, P4992
Hivoux, D.	5140	Holbrook, A.M.	P4972	Horack, M.	P830, P835, P1714, P2713, P4986, P4989
Hjalmarsson, C.	P731	Holbrook, C.	2258	Horbkyuk, R.	P2543, P2551, P2567
Hjemdahl, P.	3987	Holcman, K.	P6510	Horblyuk, R.	1357, 2065, P3808
Hjort, J.	4232	Holda, J.P.	P5395	Horbyluk, R.	5969
Hjuler, K.F.	P4749	Holda, M.K.	P5389, P5395	Horckmans, M.	P2631
Hlatky, M.A.	P3392	Holdova, K.	P5314	Hori, Y.	P1562
Hlawaty, M.	P6510	Holdt, L.	P1828	Horibe, H.	185, P1377, P1612, P2503, P2724, P4643
Hlinomaz, O.	4829	Holfeld, J.	P5525, P6312	Horie, K.	P4136
Hlusi, A.	4215	Hollander, J.	P4796	Horie, M.	P3466, P3471, P3564, 4288, P4314, P4315, P4497, P4591, P5380, P5381, P5382, P6365
Ho, C.Y.	P4716	Hollander, M.	P6520	Horigome, H.	P681, P1402, 4288
Ho, J.X.M.	P5202	Hollander, M.R.	P6193	Horiguchi, A.	P277
Ho, S.Y.	1349, P1798	Hollebecque, A.	P4357	Horiguchi, Y.	P6214
Hoang, T.M.	P6332	Hollekim-Strand, S.M.	P790	Horimoto, K.	P1772
Hobbs, M.S.T.	P1721	Holloway, C.	5870	Horimoto, Y.	P2777
Hobohm, L.	P224, P1771, P3351, P4695, P4696	Holm, A.C.	P1837	Horinaka, S.	P3454, P4401
Hochadel, M.	P1858, P1862, P2823, P3097, P4481, P5652, P5657	Holm, H.	3231	Horio, T.	P202, 3998
Hochholzer, W.	P3804, P5003, P5603, P5605	Holm Orndahl, L.	6080	Horio, Y.	2100
Hocini, H.	P3601	Holmboe, S.	P3137	Horiuchi, Y.	3820, P4579
Hocini, M.	P2401	Holme, S.	P1582	Horizoe, Y.	P542
Hodakivska, O.	1368	Holmen, O.L.	P2185	Horman, S.	287
Hodson, J.	P883	Holmer, S.	P1858	Horn, P.	P555
Hodwin, B.	P1620	Holmqvist, C.	P1692	Horne, R.	2993, 5685
Hoebbers, L.P.C.	P6213	<b>Holmvang, L.</b>	<b>19, 27, 198, 362</b>	Hornyik, T.	P3117
Hoedemaker, N.P.G.	P6559	Holmvang, L.	60, P5197	Horowitz, J.D.	P234, P3688, P4458, 6050
<b>Hoefler, I.</b>	<b>92, 310, 365, 382</b>	Holopherme-Doran, D.	P2625	Horstfall, M.	P6584
Hoefler, I.	P6578	Holst, A.G.	1129, P2561	Horstkotte, D.	P5293
Hoefler, I.E.	P2839, P5396	Holtstrand Hjalml, H.	P774, P3104		
Hoellriegel, R.	P4690, P5523, 6616	Holy, E.W.	P2756, 4930, P6324, 6614		
Hoelschermann, F.	P3533, P5292	Holzamer, A.	P5534		
		Holzer, D.	P5447		
		Holzhauser, L.	P4570, P5182		
		Holzhey, D.	P4690, P5523, P5531, 6616		
		Holzner, M.	P1190		

## Chairpersons & Judges / Speakers & Discussants / Authors Hor – Hwa

NAME	PAGE(S) / PROGRAMME NR(S)	NAME	PAGE(S) / PROGRAMME NR(S)	NAME	PAGE(S) / PROGRAMME NR(S)
Horton, R.	P2404, 3294, 3300, 3301, P4463, P4486, P5327, P5335, P5343, P5354	Hu, P.	P1688	Humenberger, M.	P2853
Horton, R.P.	P5328	Hu, R.	P5616	Humerfelt, S.J.	P3578
Horvath, B.	P6507	Hu, S.	1309, 3079, P3464, P4433, P5288	Humoud, I.	P5240
Horvath, M.	4064, P4410, P5169	Hu, S.N.	P1382	Hundley, G.	P5888
Horvath, Z.S.	P2695	Hu, S.S.	P2483	Hung, C.C.	P5474
Horvath-Puho, E.	P5599	Hu, Z.Y.	P3112	Hung, C.L.	P768, P1397, P1440, P2728, P3639
Hosaka, Y.	P5449	Hua, A.	P3371	Hung, J.	P1721
Hosbond, S.E.	P1853	Hua, T.A.	P2655	Hung, T.C.	P768, P1397, P1440
Hosel, V.	2357	Hua, Y.	P4563	Hung, Y.C.	6054
Hosford, P.	2257, P4325	Huang, C.-C.	P3390	Hunter, A.L.	4068
Hosford, P.S.	P5245, P5246	<b>Huang, D.</b>	<b>272</b>	Hunter, C.	P499, P2763
Hoshen, M.	P1387, P4101	Huang, F.Q.	P3675	Hunter, R.J.	3065
Hoshi, T.	P715, P3777	Huang, J.T.	P6394	Hunter, W.G.	P1671
Hoshimov, S.U.	P3797	Huang, L.	2328, P4563	Huntley, B.K.	175, P3318
Hoshino, K.	3080, P4079	Huang, M.	P5384	Huo, Y.	P1467, P3140, P4513, P4516, P4962, P5351, P6567, P6568
Hoshino, M.	P3768, P4365	Huang, P.-H.	2367, P3390	Huo Yung Kai, S.	P1684
Hosoda, H.	P4771	Huang, T.H.	P6316	Huppertz, A.	P2786
Hosokawa, K.	P1772	Huang, T.Y.	P5492	Huppertz, C.	P2785
Hoss, S.	P3617	Huang, W.	P4465	Hur, S.H.	P2832, P5637
Hossein Dokht, M.	P1617	Huang, W.C.	P4544, P5474	Huret, B.	P3445
Hotta, S.	P6200	Huang, W.M.	P6353, P6376	Humanen, T.	4237
Hottiger, M.O.	4866	Huang, W.T.	P3699	Hurst, M.K.	P6340
Hou, C.J.Y.	P768, P1397	Huang, Y.	P606	Hurtado Martinez, J.A.	P3415
Hou, J.	1309, 3079, P3464, P4433, P5288	Huang, Y.Y.	P5643, P5649	Husada, W.	P222
Hou, J.B.	P1382	Huart, V.	P5934	Husain, A.	P1757, P5291
Hou, J.Y.	P2728, P3639	Huber, C.H.	6018	Husain, M.	2899
Hou, Y.	P3141	Huber, D.	P1694	Husin, A.	P2594
Houck, C.A.	P3472	Huber, H.J.	P3798	Hussain, M.	P1866
Houenassi, D.M.	5991	<b>Huber, K.</b>	<b>129, 367</b>	Hussain, M.A.	1880
Hougaard, M.	P953, P3458, P4446, 5077	Huber, K.	P1849, 1913, 1916, P2545, P3789, 4015, P4782, P4800, P4801, P5640, 6046, 6625	Hussain, R.	174, 1122
Houissa, K.	P2535	Huber, P.	P2773	Hussaini, A.	P859
Hounsou, D.	P1146	Huber, S.	P4452	Husse, B.	P3537
Hourdain, J.	113, 5092	Huberman, D.	P2602	Hussein, A.	P216, P1491, P4496, P5372, P5373, P5374
Houser, S.R.	2104, P6340	Hubert, A.	P701	Hussein, E.	P6494
Houssaini, A.	P2788	Hubner, P.	P4766	Husser, D.	P5360
Houstek, J.	P2178	Huche Nielsen, L.	4070	Husser, O.	P575, P3683, P5534, P6457
Houston-Miller, N.	138, 362	Huckstepp, R.T.R.	P5246	Husso, M.	P3552
Hovasse, T.	P570, P578, 4270, P4448, P4674, 5153, P5536	Hude, P.	P6502	Husted, S.	5970
Hovatta, O.	P4691	Hudec, S.	P4776	Husted, S.H.	P3815
Hovingh, G.K.	P1709	Hudsmith, L.	P244, P2812	Hutchings, A.	179
Howard, B.V.	3230	Hudzik, B.	P1519, P3338	Huth Ruwald, A.C.	1121, P6346
Howard, G.	P1698	Huelmos, A.	P805, P6535	Huttin, O.	P546, P1187, P5887
Howard, L.	5751	Huelsmann, M.	173, P233, P1662, P3569, P5183, P5918	Huttl, K.	P613
Howard, L.S.G.E.	5752	Huemer, M.	P2590	Hutyra, M.	P651, P1427, 4215, P4772, P4776
Howarth, A.	P6314	Huemmer, H.	P5295	Huynh, Q.	P2661, P4622, P5201
Howe, A.	P222, 2127	Huenig, L.	4282	Hvas, A.M.	P3554
Hoye, A.	P724, P1833, P4324	Huenlich, M.	P4677, P4678, P6454	Hveem, K.	P2185
Hozawa, K.	P3436	Huet, F.	5139	Hwang, A.-C.	P3662
Hozawa, M.	P5217	Hufschmid, J.	P794	Hwang, B.H.	P4950, P5228
Hozumi, T.	P2442, P2829, P2848, 3082, P4353, P5591	Hufschmid, U.	P794	Hwang, D.Y.	P3432
Hranitzky, P.	P2404, 3301, P4463, P4486, P5327, P5335, P5343, P5354	Hughes, A.D.	P1703	Hwang, E.S.	P5211
Hranitzky, P.M.	P5328	<b>Hughes, R.</b>	<b>266</b>	Hwang, H.-J.	P4386
Hrapkowicz, T.	P3462	Hughes, R.	3895, 4141	Hwang, H.J.	P5192
Hristova, K.	P3375, P3376	Huguet, M.	P5889	Hwang, I.-C.	P910
Hron, G.	1874	<b>Huikuri, H.V.</b>	<b>37</b>	Hwang, J.-W.	P862
Hryachkova, O.N.	P3772	Huikuri, H.V.	P5509, P6108	Hwang, J.J.	P1576
Hryniewiecki, T.	P3703, P4687, P4998	Huisman, J.	P1414	Hwang, J.K.	P654, P5352
Hsieh, M.-Y.	P3324	Huisman, M.	5814	Hwang, J.W.	P847
Hsu, C.-Y.	2367, P3390	Huisman, M.C.	4242	Hwang, J.Y.	P3447, P3574, P5626
Hsu, P.-F.	1120	Huisman, M.V.	2121, 4208, P4702	Hwang, K.-K.	P2392
Hsu, P.F.	P1625, P6353, P6376, P6395	Hulin, J.-A.	P1598	Hwang, K.K.	3066
Hsue, P.	2908	Hulme, W.J.	P210, 3823	Hwang, K.W.	P1813
Htun, N.M.	P610	Hulot, J.S.	P3359, P6339	Hwang, M.	P4506
Htun, P.	P2163	Huismans, M.	4864	Hwang, S.A.	P1813
Hu, B.	P574, P580, P5345	Humar, F.	P5460	Hwang, S.H.	P3423, P5613, P5621, P5627
Hu, H.	P2816	<b>Humbert, M.</b>	<b>215, 274</b>	Hwang, S.J.	P3447, P3574, P5626
Hu, K.	P881, P884, 1133, P5936, 5979, 5982	Humbert, M.	3290, 3881		

## Chairpersons & Judges / Speakers & Discussants / Authors Hwa – Ino

NAME	PAGE(S) / PROGRAMME NR(S)	NAME	PAGE(S) / PROGRAMME NR(S)	NAME	PAGE(S) / PROGRAMME NR(S)
Hwang, Y.M.	P662, P4520, P5370	Iglesias-Garcia, O.	P2621	Iliou, M.-C.	141, 143, 145
<b>Hyafil, F.</b>	<b>316</b>	Ignacio, D.	P5490	Iliuta, L.	P5473
Hyafil, F.	3943, 5141, 6084	Ignotto, B.G.	P4994	Ilkayeva, O.	P1671
Hyde, J.A.	P3570	Igual, B.	P1693	Ilsley, C.	P1155, P2500, P4091, 5149
Hyde Congo, K.	P4750, 4897	Igual Munoz, B.	P3553	Ilyukhin, O.	P5623
Hylek, E.	2068, 2999	Iguchi, M.	P2511, P2572, P3491, P4577, P4606, 5757, P5942, P6238, P6439	Im, E.-S.	P4386
Hylek, E.M.	1352, 1353, P3479	Ihleemann, N.	P2647	Im, S.H.	P5484
Hyodo, E.	P2469	Ihm, S.H.	P4950, P5228	Im, S.I.	P927, P1489, P6524
Hyodo, M.	P1815, P3420, P3449	Ihori, H.	2048	Imaeda, T.	P3579
Hyodo, Y.	P3410, P4096, P6205, P6543	Iida, K.	P2821, P3637, P4413, P5287, P5633	Imaeva, E.B.	P4391
Hysing, J.	P4521	Iida, M.	3073	Imai, K.	P252
Hytonen, J.P.	P3549, 4940	Iida, N.	P2461	Imai, M.	P4366
Hyun, D.Y.	P4541	Iida, O.	P588, P600	Imai, S.	P3490, P4097
Hylvart, A.	2119	Iida, Y.	P2671, P4581, P4710, P5434, 5975	Imaizumi, S.	P921, P1165
I Nogueira, F.R.	P627, P1158	Iijima, R.	P597, P1479, P1630, P2531, P6239, P6374, P6552	Imaizumi, T.	P561, P1521
Iaccarino, G.	P1605, P5404, P5405	Iijima, Y.	48	Imamura, H.	1362
Iachini, F.	P6517	Iimori, T.	P5562	Imamura, S.	P843, P1740, P2494, P4708, P5319, P6392
Iacobazzi, D.	P2625	Iino, T.	P765	Imamura, T.	P5424, P5489
Iaconetti, C.	P4339	Iio, C.	P6530	Imanaka, M.	P843, P1740, P2494, P4708, P6392
Iacopino, S.	P5365, P5377	Iitsuka, K.	P4501	Imazio, M.	258, P2192, P2198, 2321, 2323, 2325, 4044
Iacoviello, L.	103, P836, P2642, P2749	Iiya, M.I.	P2667, P4709, P6158, P6163	Imazu, M.	P3594
Iacoviello, M.	P1632, P1642, P1649, P2146, P2643, P6375	Iizuka, K.	P5903	Imberti, J.F.	4238
Iacovoni, A.	P3570	Iizuka, T.	P489	Imbriaco, M.	P205
Iakobshvili, Z.	P2822, P4786	Ijichi, T.	P3425	Imiela, T.	P4588
Iancovici, S.	P545	Ijuin, S.	P1766, P1817, P3607	Immonen, K.	P1644
Iannaccone, M.	P2859, 3074, P4435, P6257	Ijzerman, M.J.	P1414, P4311	Imperadore, F.	P3686
Ianni, B.M.	P2195	Ikai, Y.	P4493	Imran, H.	P6251
Iannopollo, G.	P211, 5744	Ikama, M.S.	5991	Imran, S.S.	P2710
Iannoppollo, G.	P5614	<b>Ikari, Y.</b>	<b>202</b>	Inaba, O.	P6479
Iardino, E.	P1435, P5438	Ikari, Y.	3216, P3425, P3486	Inaba, S.	P537, P1664
Ibanez, B.	P518, P5551, P5553, 5871, P5912	Ike, A.	5152	Inacio, C.	P665, P3474
Ibn Elhadj, Z.	P6217	Ikeda, G.	4195	Inada, S.	P4497
Ibragimova, F.	P5508	Ikeda, H.	3293, P3658	Inada, T.	P5416, P6107
Ibrahim, H.	P6466	Ikeda, I.	P649, P1568, P1824, P2386, P4584, 5106, 5143, P6351, P6352, P6369	Inagaki, J.	P2723
Ibrahim, K.	410, 411, P1490	Ikeda, K.	P1597	Inagaki, M.	P3118, P4470, P4582, P5248, P5617, P6564
Ibrahim, R.	P220	Ikeda, N.	P3349, P3653, P5561	Inagaki, Y.	P1791, P2666, P3724
Ibrahim, T.	P5263	Ikeda, S.	P1739, 2131, P2527, P3323, P6530, P6534	Inage, A.	P736, P897, P2777, P4726
Ibrahim, Z.O.	P3399	Ikeda, T.	P1511, P1551, P2528, 2953, P4495, P5315, P5604, P6315	Inami, S.	P3757
Ibrahimi, P.	P3430	Ikeda, U.	P2684, P5482, P6200, P6421, P6422	Inami, T.	P579, P1763, P1765, P4300, P5443
Ibrahmi, P.	P5436	Ikeda, Y.	P756, P2671, P4685, P4710, 5975, P6359	Inamo, J.	P2505
Ibuki, K.	P880	Ikegami, R.	P1595, P2175	Inao, K.	P1500
Ichida, F.	P681, P880	Ikeguchi, S.	P1191	Inarra-Talboy, F.	P4081
Ichii, T.	178, P751, P4326, P4983, P5427	Ikenouchi, H.	P3615	Inazu, A.	183, 184, P821, P4610
Ichijo, S.	2987, 3081, P4421, P4422, P4424	Ikikardes, M.F.	P4595	Inazumi, H.	2129
Ichijou, S.	2047, P2529, 2989, P4447, P6531	Ikkersheim, D.E.	272	Ince, H.	P1862, P5657
Ichijyo, S.	P6137, P6518	Ikonomides, I.I.	176, 1123, P1624	Inciardi, R.M.	P1745, P4574
Ichikawa, M.	P5381, P5382	Ikonomidis, I.	P937, P1418, P1499, P1668, P2145, P2741, P2849, P3577, P3656, P4086, 4194, P4351, P4412, P4589, P6181, P6321, P6329	Indolfi, C.	P2620, 4198, 4291, 4292, 4293, P4339, P4380, P5285, P6106
Ichikawa, T.	1137	Infante De Oliveira, E.	P2158, P5303, P6221		
Ichiki, T.	175, P3136, P3333	Ingelsson, E.	P1734		
Ichimura, K.	1887	Ingles, J.	P1682		
Ide, T.	P1772, P2644	Ingram, S.J.	6		
Idemoto, A.	P4581, P5434	Iniesta, A.	P1185		
Idris, H.	P918, P4745	Iniesta, A.M.	P4764, P5580		
Idris, N.S.	P875	Inigo-Garcia, L.A.	P5262		
Iclon, L.	P895	Iniguez, A.	P2826, P5290		
Ielasi, A.	P582, 2281	<b>Iniguez Romo, A.</b>	<b>386</b>		
Iesaka, Y.	P5173	Iniguez Romo, A.	P5943		
Iesu, S.	P2493	Innelli, P.	P3339		
Ieva, F.	P5460	Ino, Y.	P2442, P2829, P2848, 3082, P4353, P5591		
Igarashi, M.	P5344	Inohara, T.	P1767, P5550		
Igarashi, N.	P4761	Inoko, M.	P1191		
Igarashi, T.	P673, P1618, P4455, P4459	Inoko, M.I.	P2758		
Igarashi, Y.	P1451, P4079, P6145	Inokuchi, S.	P3486		
Igawa, M.	P5344	Inomata, T.	P756, P2671, P4710, 5975		
Iglesias, D.	P6288	Inoue, H.	P1500, 2048, P4581, P5434		
Iglesias, J.A.	P2691, 5091				
Iglesias, J.F.	P5592				
Iglesias Alvarez, D.	P2169				
Iglesias Garriz, I.	P3313				

## Chairpersons & Judges / Speakers & Discussants / Authors Ino – Jac

NAME	PAGE(S) / PROGRAMME NR(S)	NAME	PAGE(S) / PROGRAMME NR(S)	NAME	PAGE(S) / PROGRAMME NR(S)	
Inoue, I.I.		P1589	Ishii, S.	756, P2671, P4710, 5975	Itou, M.	P3121
Inoue, K.	P4494, P5336, P5349,	P6530	Ishii, T.	P736, P2777, P4726	Itzhaki Ben Zadok, O.	P1639
Inoue, N.		P4136	Ishii, Y.	P4973	Iudina, I.S.	P3401
Inoue, O.		P3542	Ishikawa, J.	5882	<b>lung, B.</b>	<b>141</b>
Inoue, T.		P1852, P4387	Ishikawa, K.	P3603	lung, B.	10, 32, P540, P841, 2314, P5528
Inoue, Y.	P1560, P1643, P3473, P4980,	P6295	Ishikawa, M.	P2533, P3454, P4401	Ivanauskiene, T.	P1846
	5980, P6272, P6295		Ishikawa, S.	P1600, P2639, P4402, P5185	Ivanes, F.	P1507, P1543
Inoue-Yamada, Y.		P4314	Ishikawa, T.	P954	Ivanov, V.	P6320
Inserte, J.		P4507	Ishikawa, Y.	P1817, P3607, 3968, P5920	Ivanovic, D.	5148, P5271, P5282, P6228
Inuzuka, Y.		P1191	Ishikawa-Ankerhold, H.	P5383	Iversen, K.	P1650
Invarsson, J.		P5538	Ishikita, A.	4195	Iversen, K.K.	P5430
Inzucchi, S.	1949, 2216, 2217, 5803		Ishimi, M.	P2386, P5348, P6369, P6437, P6438	Iversen, L.	P4749
Inzucchi, S.E.		5801	Ishimitsu, T.	P3454, P4401	Ivey-Miranda, J.	6055
Ioakeimidis, N.	P811, P1180, P1465, P2473, P2475, P2717, P4084, P4088, P4305, P4389, P4637, P4646, 5985, P6408		Ishimori, N.	P4536	Iwabuchi, M.	P5326
			Ishimura, M.	P1689	Iwagami, E.	P196
Ioanes, D.	311, P1825, P3412		Ishisone, T.	P5190	Iwahashi, N.	P235, P4607, P4617
Ioannidis, S.		P1773	Ishiwata, S.	P661, P3712	Iwai-Takano, M.	P4370
Ioannou, A.		2384	Ishiyama, T.	5882	Iwakura, K.	P5336, P5349
Ionac, A.		1017	Ishizaka, N.	P2506	Iwama, M.	P2147
Ionin, V.A.		P4456	Ishizaki, Y.	P3814	Iwama, T.	6058
Ionov, M.V.		P3401	Ishizu, K.	3295	Iwamoto, M.	P681, P6582
lordache, P.		P4392	Ishizu, T.	P1636, P2461, P3610, P4347	Iwamoto, Y.	P1521
lorga-Siman, I.		P482	Ishizu, T.I.	P1426	Iwamura, T.	P2469
lori, M.		P3506, P3527	Ishizue, N.	P673, P1618, P4455, P4459	Iwanaga, Y.	P1191, P1778, P5604
lorio, A.	1011, 3306, P6360, P6372, P6380		Ishizuka, M.	P3615	Iwanami, Y.	P6258, P6274
lorio, A.M.		P3488, P6135	Ishizuka, S.	P4394	Iwano, H.	P5585
lp, A.S.W.		4059	Isidori, A.M.	P4550	Iwao, H.	P2409
lppolito, C.		P2193	Islamova, R.R.	P6423	Iwasa, M.	P663, P672, P5618
lqbal, A.		P4537	Islas, F.	P509, P1406, P1447, P2460, P5548, P6465, 6615	Iwasaki, T.	P5612
lqbal, M.B.	P1155, P2500, P4091, 5149		Isma'eel, H.	P3365	Iwasaki, Y.	P649, P1568, P1824, P2386, P4584, 5106, 5143, P5348, P6246, P6351, P6352, P6369, P6437, P6438
lqbal, S.M.M.		5151	<b>Ismail, A.M.F.</b>	<b>210</b>	Iwasawa, J.	P5302
lrace, R.		P3592	Ismail, A.M.F.	3184	Iwashima, Y.	P202, 3998
lrazusta, F.J.	P4764, P5580		Ismail, J.R.	P3399	Iwaszko-Simonik, A.	P1517
lrazusta, J.L.		P5470	Isnard, R.	P242, P885, P1780, P3359, P3611	Iwata, A.	P921, P1165
lrazusta Cordoba, F.J.		P6153	Isnard, R.I.	P6407	Iwata, Y.	P596
lrie, T.		P489	Iso, Y.	P4524	Iwatsuka, R.	P3768, P4365, P5230
lrigoyen, L.		P4988	Isobe, M.	P834, P1386, P1471, P1643, P1821, P2534, P2683, P4080, P4403, P4421, P4422, P4424, P4762, P4980, P5347, 5980, P6272, P6577	Iwayama, T.	P4464
lrigoyen, M.C.		P1697	Isobe, S.	P1767	Iyengar, A.J.	P6513
lritani, N.		P2700	Isoda, K.	P4973, P5408, P6237, P6452	Izaki, H.	P957
larkin, O.	P2840, P3750, P5629, 5987		Isoda, K.I.	P3655	Izpisua, J.C.	P4499
lrogoyen, M.C.I.		P792	Isoler, J.	P647	Izquierdo, M.T.	1076
l Isabel De Oliveira Ramos, A.		P584	Isotani, A.	P5543	Izuhara, M.	P6315
lsagawa, T.		P4547	Israel, A.	P2693, P3346, P3581	Izumi, C.	P843, P1740, P2494, P2751, P4708, P5319, P5546, P5935, P6392
lsaksson, R.M.		P3630, P5650	Israel, C.W.	2309, 2375, 4001, 4003, P6289	Izumi, H.	P539
lsawa, T.		P4136	Issa, V.S.	P6361	Izumi, T.	P1191
lsaza, D.		3310	Issa, Z.	P1746	Izumi, T.I.	P2758
lschenko, M.		P6154	Itabashi, Y.I.	P1374	Izumi, Y.	P2409, P5540
lse, T.	P1806, P2552, P6556		Itai, K.	P3664	Izumo, M.	P865, P2433, P3360, P3370, P4579, P5937
lseda, T.		P2600, P3535	Itainen, S.	1355	Izurietta, C.	P576
lsermann, B.		P2406	Italia, L.	P1144, P3339	Izzo, R.	105, 1347, P3096
lshibashi, I.		P6430	Itani, R.	P2525, P2539	J Amorim, M.	P2489
lshibashi, K.	P1560, P1643, 3295, P3473, P4314, P4980, 5980, P6272, P6295, P6489		Itaya, H.	P6239	Jaamaa, S.	P1512
lshibashi, S.		P5891	lto, H.	104, P534, P535, P765, P1592, P1865, P3100, P3101, P3648, P4315, P5216, P5235, P5296, P5416, P6107, P6253, P6556, P6582	Jaarsma, C.	4069
lshibashi, Y.		P3664, P3757	lto, K.	P2533, 3817, P4961, P6313	Jaarsma, T.	P5489, P6418
lshibashi-Ueda, H.		P3682, P4685, P6359	lto, M.	P1820, P2203, P3756, P4730	Jabbari, J.	P1582
lshida, I.		P589	lto, R.	P2519	Jaber, W.	3864, P6143
lshida, K.	P2826, 3293, P3658, P4399		lto, S.	P709, P3594, 4286, 4288, P4554	Jaber, W.A.	P896
lshida, T.		P5482	lto, S.I.	P6335	Jaber, W.A.J.	P783
lshigaki, T.		P539	lto, Y.	P590, P594, P595, P602, P1402, P3433, P3785, 4063, P5344, P6532	Jablonski, R.	P516
lshigami, S.		P1398, P3545	ltoh, H.	P3471, P5380, P5382	Jaccard, A.	P886
lshiguro, H.	P579, P1763, P1765, P3436, P4300, P4438, P5443		ltoh, N.	P592	Jachec, W.	P221, P3532, P3536, P6264
lshihara, M.	P2862, P3515, P5224, P5939		ltoh, T.	P1852, P3757	Jacinto, J.M.	P5204
lshihara, M.I.		P4498			Jackamy, R.	P3099
lshii, H.	P486, P612, P1404, 2057, P2431, P2519, P2720, P2722, P3676, 4252, P4394				Jackson, D.	P567
lshii, J.		P2431, P2720, P5235			Jackson, N.J.	P3663, P3672, P6401
lshii, M.	P2572, P3491, P4577, P4606, 5757, P5942, P6238				Jackson, T.	P550
					Jacob, J.	P232, P2608

## Chairpersons & Judges / Speakers & Discussants / Authors Jac – Jia

NAME	PAGE(S) / PROGRAMME NR(S)	NAME	PAGE(S) / PROGRAMME NR(S)	NAME	PAGE(S) / PROGRAMME NR(S)
Jacobi, F.	6043	Jang, J.-S.	P3409	Jeannin, S.	P2505
Jacobs, D.	P3657, P4609	Jang, J.	P4950, P5228, P5619	Jeanpierre, E.	P848
Jacobs, N.	P4561	Jang, J.H.	P3442, P3523	Jedrzejczyk-Patej, E.	2379, P6285
Jacobsen, B.K.	P1494, P1681	Jang, J.K.	P6196	Jedrzejczyk-Spaho, J.	P5910
Jacobsen, P.K.	P3643	Jang, J.S.	3311, P6235	Jefferjee, M.	2128
Jacobshagen, C.	P4677, P6454	Jang, J.Y.	P2443, P5529	Jeger, R.	P569, P3439, 5025, P6292
Jacoby, C.	P4298	Jang, K.	P5619	Jego, B.	P829
Jacon, P.	P2598	Jang, S.	P2630	Jehle, J.	P4525, P4975
Jacquemet, V.	P3087	Jang, S.W.	P4950, P5228	Jelonek, M.	P5309
Jae, S.Y.	P786, P1683	Jang, S.Y.	P1448, P1567, P1653, P4720	Jen, J.W.Y.	P4701
Jaeckel, S.	P4549	Jang, Y.	P251, P604, P2522, P2526, P3539, 6601	Jenab, Y.	P4697
Jaeger, C.	P2864, P2882	Jang, Y.S.	P1480, 3308	Jenke, A.	P4570, P5182
Jaeger, M.	P701	Jangsangthong, W.	P3495, P3567	Jenni, R.	P2804
Jaeger, R.	P2200, 6602	Janiak, P.	P3123, P4566	<b>Jennings, C.S.</b>	<b>28, 39, 95</b>
Jaeger, S.	P1504	Janiashvili, E.	P1558	Jennings, C.S.	4803, 5838, 5842
Jaenich, C.	P2696	Janicijevic, A.	P6241	Jensen, C.	P912
Jaenisch, R.	393	Janion, M.	P1538, P5656, P6105	Jensen, J.	P936, P2530, P4951
Jaenisch, R.B.	2092	Janion-Sadowska, A.	P6105	Jensen, J.M.	1890, P4431
Jaensch, A.	4808	Janka, R.	P3124	Jensen, J.S.	P195, 1058, P1547, 4232
Jaffe, A.	P4796	Jankovic-Tomasevic, R.	P2676	Jensen, K.	P3345, P5447
Jaffe, A.S.	49	Jankowska, A.	P791	Jensen, K.T.	1890
Jaffe, R.	P519	Jankowska, E.	177	Jensen, L.O.	P953, P3458, P4404, P4446, 5077
Jaffer, F.A.	P4473	<b>Jankowska, E.A.</b>	<b>153, 256, 381</b>	Jensen, S.E.	P5624
Jafri, H.	P4329, P4758, P5555	Jankowska, E.A.	P817, P1175, P1178, P1619, P2656, P2665, 3194, P5399, P6102	Jensen, S.L.	P1593
Jagadeesh, K.	P4963	Jankowski, P.	P6220	Jeon, D.S.	P5511
Jager, K.	P6161	Jannes, C.E.	P5500	Jeon, E.S.	3066, P5642, P6363
Jager, P.L.	P5901	Janosi, A.	P1835	Jeon, H.K.	P5511
Jagiellak, D.	P6297	Janotka, M.	4834, 5090, P5314	Jeon, K.H.	P3432
Jagielski, K.	6050	Janower, S.	P2449	Jeon, Y.B.	P1534
Jagpal, B.	P4469	Janowski, M.	P5204, P5207	Jeong, H.S.	P1149
Jagu, B.	5958	Jansa, P.	402, 406, P5554	Jeong, J.-O.	P6548
Jaguszewski, M.J.	5151	Jansen, F.	P2838, 3942, 4199, P4525, 5128	Jeong, J.O.	P919, P4360, P5266, P5589, P5636, 5737
Jahan, K.A.	P1783, P1789	Jansen, G.	P5318	Jeong, M.-H.	P6187, P6548
Jahnlova, D.	P2651, P4082	Jansen, R.W.M.M.	P3522	Jeong, M.H.	P215, P1814, P2630, P2827, P3775, P3801, P4541, P4734, P5615, P5625, P5637, P5651, P6325, P6446
Jahns, R.	P2651, P4082	Jansen, T.	P4104, P4106	Jeong, Y.H.	P3447, P5626
Jahns, V.	1889	Jansen, W.P.J.	400	Jeppesen, J.L.	P3092
Jahren, S.E.	5751	Jansen Of Lorkeers, S.J.	P5396	Jeremy, R.	2284
Jaijee, S.	P5647	Janssen, P.W.	P5593, P5598	Jeremy, R.W.	2285, 4056
Jain, A.	P2401, P3502	Janssens, S.	1233, P3334, P3798, 4862	Jermendy, A.	P5300
Jais, P.	P4551	Jantti, T.A.J.	P1644, P1663	Jermendy, A.L.	P553, P5519
Jaisser, F.	P2172	Janus, M.	P956	Jermendy, G.	P1799
Jaliss, F.	P4119	Janus, N.	P3810	Jernberg, T.	276, P936, P950, P2762, P4122, P4794, P6133, P6566
Jakob, P.	P1583, 1878	Janusauskas, V.	P3463	Jeronimo, A.D.	P1747
Jakob, S.	P1694	Januska, J.	P1783, P5169	Jesell, L.	P653, P685, P1539
Jakob, T.	P2853	Januszewicz, A.	3997	Jespersen, M.R.	P1804
Jakobsen, C.	P2657	Januszewicz, M.	3997	Jespersen, T.	P4453
Jakobsson, S.	P1617	<b>Januzzi, J.</b>	<b>215</b>	<b>Jessup, M.</b>	<b>90</b>
Jakowitsch, J.	89, 263, 360	Januzzi, J.	1984, 2016	Jessup, M.	2107, 3958
Jakus, N.	78, 80, 421, 422, 424, 426, P822, 1212, 1214, P2427, P2530, 5023, 5052, 5078, P6570	Janzon, M.	P5640	Jessurun, G.A.J.	P1414
Jalali, A.	5078, P6570	Jaque, D.	P2521	Jesus, I.	P930, P2860, P3770, P5632
<b>James, S.</b>	<b>89, 263, 360</b>	Jaquis, W.	P1695	Jeunemaitre, X.	P1187
James, S.	78, 80, 421, 422, 424, 426, P822, 1212, 1214, P2427, P2530, 5023, 5052, 5078, P6570	Jara-Rubio, R.	P4462	Jezic, I.	P5925
James, S.K.	5970, P6231	<b>Jarcho, J.</b>	<b>210</b>	Jezyk, N.	1884
Jamiel, A.	P1690	Jarcho, J.	5007, 6000	Jhagroe, D.	P3460, P5593, P5598
Jamil, H.	P1866	Jarkovsky, J.	P651, P1661, P4772, P4776	Jhund, P.	P229, 1015, 1016
Jamil, H.A.	1099, P3511	Jarolim, P.	1308	Jhund, P.S.	P230, P1629, P1656, P1658, P1793, P4590
Janabaev, B.	P6428	Jarvelin, M.R.	3946, P5503	Ji, Q.W.	P2854
Janak, D.	P4558	Jarvinen, V.M.	P2457	Ji Young, P.	P6207
Janas, A.	P5309	Jaschke, W.	P4299	Jia, H.	1309, 3079, P3464
Janaszek-Sitkowska, H.	3997	Jashari, F.	P3430	Jia, H.B.	P1382, P4433, P5288
Janczak, D.	P4321, P5399	Jashari, H.	P3430	Jia, J.	P1467
Jander, S.	P1492	Jasiewicz, M.	P2791, P4567	Jia, J.G.	P958
Janeckova, H.	P1461	Jaspers, N.E.M.	4251	Jiahui, C.H.E.N.	P4430
Janella, B.	P2868	Jatene, T.	P1747	Jian, D.O.N.G.	P226
Jang, H.S.	P6519	Jaufeerally, F.R.	P2690, P2737, P6355		
Jang, I.-K.	1033, 5031	Jaukovic, M.	P2752		
Jang, I.	P3464	Javitt, M.	P5223		
Jang, I.K.	1309, P1382, 2988, 3079, P4406, P4433, P5288	Jazbec, A.	P5200		
		Jean, N.	P3130		

## Chairpersons & Judges / Speakers & Discussants / Authors Jia – Jun

NAME	PAGE(S) / PROGRAMME NR(S)	NAME	PAGE(S) / PROGRAMME NR(S)	NAME	PAGE(S) / PROGRAMME NR(S)
Jianfeng, H.		P4400 Joergensen, M.E.	P3392, P3643, P6308	Jordan-Martinez, L.	P6303
Jiang, H.	P5577, P6262	Johanne, S.	P5640	Jorge, C.	P2158, P5303
Jiang, J.	P3140	Johannessen, A.	1058, P4491	Jorge, E.	P1822
Jiang, J.B.	P1688	Johannsen, S.S.	P1581, 3069	Jorgensen, T.	P504
Jiang, M.	P6142	Johannson, S.S.	P4793	Jorstad, H.T.	P2417
Jiang, N.	P6251	Johansen, J.B.	1121, 3824, P6346	Josa-Laorden, C.	P1424
Jiang, R.	P2793	Johansen, M.B.	P2699	Joseph, C.	P706, 4283
Jiang, S.	P2816	Johansen, M.Ø.	P2429	Josephson, M.E.	P6255
Jiang, W.P.	P3562	Johansen, N.D.	P195	Joshi, A.	P639
Jiang, X.	P2784	Johansen, O.E.	5802	Jossan, C.	P2846
Jiannan, J.	1309	Johansen, P.P.J.	P2698	Jost, D.	P6110, P6111
Jiao, S.	P1595, P1623, P2175, P4556	Johansson, B.	144, P1796, P1797, 4054	Jouan, J.	P1513
Jiasheng, Y.I.N.	P4430	Johansson, C.	P4794	Joulain, F.	P554
Jichi, F.	5976	Johansson, I.	P3642	Joung, B.	P501, P1542, P1577, P2581, P3568, P3736, P4490, P4506, P4519, P5317
Jie, H.	P2521	Johansson, J.	P2837	Joung, B.Y.	P629, P630, P688, 1059, P1541, P3489
Jilalhawi, H.	P1735	Johansson, S.	P1830, 4058	<b>Jourdain, P.</b>	<b>134</b>
Jimenez, C.	P1774	Johansson, T.	P1837	Jousilanti, P.	278, 390, P1581
<b>Jimenez, D.</b>	<b>266</b>	John, S.	4072	Jousse, C.	P6481
Jimenez, D.	162, 164, 3894, 4141, P4693	John, S.H.	P3801	Jouve, B.	P939, 5153
Jimenez, J.	P5358	Johns, M.	P973	Jouven, X.	330, P1146, P1187, P1722, P4958, P5505, P5568, 5991, P6110, P6111, P6112, P6474, P6547
Jimenez, P.	P961, P4770, P5252, 6615	Johnsen, A.	P3115	Joux, J.	P2505
Jimenez, R.	P744	Johnsen, J.	P1804	Jovanovic, A.	P4706
Jimenez Hernandez, R.M.	P746	Johnsen, S.P.	3153	Jovanovic, I.	P782
Jimenez Loeches, S.	P511	Johnson, A.	P4972	Jover, E.	P4462, P6128
Jimenez Lopez Guarch, C.	P2778	Johnson, D.	P2416	Jover Garcia, E.	P6114
Jimenez Lopez-Guarch, C.	P3744	Johnson, K.	P5325	Jovic, Z.	P6541
Jimenez Mazuecos, J.	P3694	Johnson, M.	P2542, P2544, 5748	Jovkovski, A.	P209
Jimenez Mena, M.	P2874, P6539	Johnson, M.R.	379, 6086	Jowett, S.	2294
Jimenez Nacher, J.J.	P576, P2166, P5579	Johnson, N.	P965	Joy, E.R.	1099
Jimenez Nacher, J.J.J.N.	P3368	Johnson, P.	90	Juang, J.M.	P4505
Jimenez Nachez, J.J.	P863	Johnson, T.W.	P2824	Juarez, M.	P4769
Jimenez-Ballve, A.	P1371, P2389, P4996, 5142	Johnson, V.	P5622, P6333	Juarez Fernandez, M.	P4785
Jimenez-Borreguero, L.J.	5974, 5981	Johnson-Levonas, A.O.	P5892	Juarez-Orozco, L.E.	P2388, P4081
Jimenez-Candil, J.	P694	<b>Johnston, D.</b>	<b>247</b>	Juarros, L.	P2779
Jimenez-Fernandez, M.	P6303	Johnston, D.	P5933	Jubishi, C.	5882
Jimenez-Jaimez, J.	P686, P887	Johnston, P.	P5254	Jucovschi, C.	P6320
Jimenez-Jaimez Juan, J.J.J.	P2797	Johnston, T.	P6338	Judd, R.M.	P6119
Jimenez-Navarro, M.	3947, P4532	Joho, S.	2261, P4580	Judge, D.P.	P4981
Jimenez-Navarro, M.F.	P581, P619, P1669, 5877	<b>Jokinen, E.V.O.</b>	<b>82, 260</b>	Judge, H.M.	P4537, P5600
Jimenez-Quevedo, P.	P2826, P3434, P4773, P6206, P6224	Jokinen, J.J.	P1512	Juenet, M.	4284
Jin, C.D.	P1848, P3418, 5972, P6208	Jolivet, D.	1289	Juenger, J.	P6104
Jin, D.K.	P907, P2518, P3448	Jonas, M.	P2601, P6435	Jueni, P.	P828
Jin, E.-S.	P4386	Jonasson, L.	P6537	Juergens, C.	P201
Jin, H.-Y.	P3409	Jonauskienė, I.	P3315	Juergens, C.J.	P918, P4745
Jin, H.	P5920	<b>Jondeau, G.</b>	<b>155, 260</b>	Juergensen, L.	P3558
Jin, H.Y.	3311, P6235	Jondeau, G.	P540, P623, P1794, 2284, P2399	Juffermans, L.J.M.	5862
Jin, J.	P2816	Joner, M.	P5263	Jug, B.	P785, 4060, P4129
Jin, S.A.	P919, P4360, P5266, P5589, P5636	Jones, D.	1289, 4942, P5260	Juhlin, T.	P683
<b>Jing, Z.-C.</b>	<b>306</b>	Jones, D.A.	5150, P5647	Juilliere, Y.	P546, P1701
Jing, Z.-C.	P2793	Jones, E.	P2416	Jujo, K.	P589, P596, P2525, P2539
Jing, Z.H.C.H.	P2784	Jones, J.L.	141, 143, 145	<b>Jukema, J.W.</b>	<b>384</b>
Jinga, V.	P4392	Jones, L.W.	P2179	Jukema, J.W.	P528, 1915, 3871, P4657, 4845, 5676
Jingping, L.I.U.	P6512	Jones, N.	P2416	Juliard, J.-M.	6084
Jinno, N.	P3613	Jones, S.	P4791	Juliard, J.M.	P5654, 5743
Jinnouchi, H.	P1815, P3406, P3449	Jones, S.M.	P4788	Juliard, J.-M.	P4616
Jirous, S.	P6203	Jones, S.R.	P833, 2090, P2718, P3650	JumEAU, C.	P4509
Jo, S.H.	3304	Jones, W.S.	P2602	Jun, S.J.	P3801
Jo, S.M.	P1534	Jongejan, N.	3858	Junbo, G.E.	P4430
Jo, U.	P662, P4520	Jongviriyavong, P.	P2727	Jung, B.C.	P4519
Joao Vieira, M.	P3769	Jongyotha, K.	5760	Jung, C.	P214, P1508, P2444, P2616, P4427, 4828, P6331
Jobbour, R.	P5261	Jonjic, I.	P5925	Jung, C.J.	P840
Jobic, Y.	6082, P6481	Jons, C.	1058, 1121, 3824, P6346	Jung, H.O.	P5511
Jochheim, D.	340, P1828, 2070	Jonsson, S.	P6537	Jung, I.H.	P2517
Jockel, K.-H.	P4949	Joo, H.J.	P4441, P6240		
Joebges, M.	P2706	Joo, S.-J.	P6548		
Joensen, A.M.	P5475	Joodi, G.	P4640		
Joergensen, E.	P822, 5069	Jorbenadze, R.	P2163		
		Jorda, A.	P6326		
		Jordan, E.	P6177		
		Jordan, F.	1020		

## Chairpersons & Judges / Speakers & Discussants / Authors Jun – Kan

NAME	PAGE(S) / PROGRAMME NR(S)	NAME	PAGE(S) / PROGRAMME NR(S)	NAME	PAGE(S) / PROGRAMME NR(S)
Jung, L.Y.		P2202 Kaitani, K.	P843, P1740, P2494, P4708,	Kamble, S.	1357, 2065, P2543, P2551,
Jung, P.		P5458	P5319, P5546, P5935, P6392	Kameczura, T.	P2567
Jung, R.Y.	P2842, P2857	Kaitozis, O.	P845, P853, P1142, P3692,	Kamel Abdelwahed, Y.S.	P3518
Jung, W.		P5448	P4319, P4648, 4931		P4395
Jungbauer, C.		P1655 Kaji, S.	3295	Kamenskikh, M.	P4397
Juni, P.	312, 2998, 6598	Kajihama, A.	P4726	Kameshima, T.	P2700
Junker, A.	P953, P3458, P4446, 5077	Kajinami, K.	P2541	Kameyama, T.	2048, P2829, P2848, 3082,
Junquera Vega, L.		P6506 Kajiya, K.	P2723		P4353, P5591
Juricic, S.	P212, P949, P3443	Kajiya, M.	P1865, P6582	Kamide, R.	3998
Jurin, H.		P2657 Kajiya, S.	P714	Kamijima, K.	P865, P2433, P5937
Jurk, K.	P722, P4549	Kakadiaris, I.	P2143	Kamimukai, T.	P196, P197, P2149
Jurko, A. J.R.		P3385 Kakehashi, S.	P3658	Kaminek, M.	P6151
Jurko, A.		P3385 Kakellos, M.	P1695	Kaminski, K.	P3779
Jurko, T.		P3385 Kakihara, J.	P1501	Kaminski, K.A.	P2791, P4567
Juskova, M.	P4593, P6573	Kakimoto, H.	P3756, P4730	Kaminski, M.	P5485
Jussurun, G.A.J.		P3437 Kakino, T.	P2644	Kamisato, C.	P4109
Juthier, F.		P848 Kakiouzi, V.	P4713, P5501	Kamishima, K.	P2525, P2539, P5461
Jutley, R.	P1373	Kakizaki, S.	P1466, P1859, P6523	Kamiya, A.	P5247
Jyothidasan, A.	P6508	<b>Kakkar, A.</b>	<b>42</b>	Kamiya, H.	P2533
<b>Kaab, S.</b>	<b>198</b>	Kakkar, A.	412, 3913	Kamiya, K.	P788, P3126, P3565, 4288
Kaabachi, N.	P1755	Kakkar, A.K.	P4100, P4971	Kamiyoshi, Y.	P6200
Kaasenbrood, L.	4908	Kakuta, T.	2047, P2529, 2987, 2989, 3081,	Kammeraad, J.A.E.	P3472, P4724
Kaatz, S.	5964		P4421, P4422, P4424, P4447, P6137,	Kammerlander, A.	P1672, P2664, 5872
Kabakci, G.	P3427		P6518, P6531	Kammerlander, A.A.	P6393
Kabat, M.	3997	<b>Kala, P.</b>	<b>29</b>	Kammier, J.	P2616
Kabir, T.	P1155, P2500, P4091, 5149	Kala, P.	2079	Kammoun, S.	P1760, P5545
Kablak-Ziembica, A.	P603	Kalaeva, V.	P5275	Kamoi, D.	P486, P612, P2431, P2519, P2722
Kablak-Ziembicka, A.	P598, P599, P1473, P1523, P4530, P5606	Kalarus, Z.	P1652, P2204, 2379, P2875,	Kamper, A.L.	2066, P2563
			P3331, P3499, 4938, P6285, P6580, P6583	Kamperidis, V.	P874, P1409
Kabo, P.	P4634	Kalaycioglu, E.	P3715	Kamphuisen, P.W.	P4540
Kacet, S.	5829	Kalbacher, D.	P3700, P4678	<b>Kampmann, C.</b>	<b>46</b>
Kachenoura, N.	P5890	Kalcik, M.	P3806	Kampmann, C.	471
Kaczmarska, E.	P5168	Kale, R.	P5889	Kanai, H.	P6313
Kaczmarski, J.	P1519	Kaleci, S.	P5493	Kanaji, Y.	2047, P2529, 2987, 2989, 3081,
Kaczynski, M.	P6522	Kaleschke, G.	P851, P3693		P4421, P4422, P4424, P4447, P6137,
Kadappu, K.	P4745	Kaliambakos, S.	P2583		P6518, P6531
Kadmon, E.	P1639	Kalil, R.	P723, P5602	Kanakakis, I.-G.	190
Kado, Y.	P6362	Kalil-Filho, R.	P1819, P2743	Kanakakis, J.	P1834, P1843, P2476, P5162,
Kadochnikova, V.V.	P2800	Kalimanovska Ostric, D.	P3582		P5611, P6243
Kadoguchi, T.	P5321, P5408	Kalkman, D.N.	P5290	Kanamori, H.	P947, P948, P5618
Kadohira, T.	P4436	Kallenberger, S.	P4316, P6440	Kanamori, M.	P672
Kadooka, K.	P6223	Kallend, D.G.	P3773	Kanamori, N.	P1551, P2751, P3679
Kadota, A.	P2715	Kallikazaros, I.	P712, P806, P1416, P1607,	Kanaya, T.	P3323, P5660, P6572
Kadota, A.K.	P1182		P4383, P4644, 5990, P6100	Kanayama, H.	P957
Kadota, K.	P475, P1413, P2536, P3410, P4096, P5258, P6205	Kallistratos, M.S.	P562	Kanazawa, T.	P5416, P6107
		Kallmyer, T.	P547	Kanda, K.	P5903
Kadowaki, S.	P2715	Kalogerakis, D.	P4604	Kanda, S.	P6275
Kadowaki, S.K.	P1182	Kalogeras, K.	P5297, P6431	Kandeel, N.	P2559
Kadziela, J.	3997	Kalogeras, K.K.	P5537	Kandil, N.	P6472
Kaerberich, A.	P224, P1771, P3351, P4695	Kalogeropoulou, A.	P2738	Kandolf, R.	P4335, P5431, 5861, P6525
Kaese, S.	P2197, P3496	Kalos, T.	P780, P2151, P2502, P4304, P4390,	Kandolin, R.	P2194, 5863
Kaestner, T.L.	P818, P4619		P4644, 5762	Kane, A.	P1146
Kafes, H.	P5289	Kalos, T.H.	P2725, P4614	Kane, G.	P2148
Kafouris, P.	P826, P1478, P1522	Kalpak, O.	P209, P913, P6195	Kane, G.C.	P200, P1428
Kagami, Y.	P5489	Kalra, P.R.	P4653, P6391	Kaneda, H.	P1153
Kagawa, E.	P2675, P3669, P4757	Kalsch, H.	P4949	Kaneda, T.	P1450
Kagawa, K.	P3100	Kaltenegger, H.	P1603	Kaneko, H.	P3696, P4681
Kagawa, Y.	P2833	Kaluzna-Oleksy, M.	P6388	Kaneko, M.	6058
Kagaya, Y.	P6313	Kaluzna-Oleksy, M.I.	4839	Kaneko, N.	P596
Kagiyama, N.	P903, P1659, P4439, P6368, P6470	Kalyva, N.	P5417	Kaneko, S.	P1551, P3542
		Kam, K.K.	4937	Kaneko, T.	P804, P911, P6536
<b>Kahan, T.</b>	<b>22, 93, 138, 212</b>	Kamada, Y.	P3126	Kaneko, Y.	P489, P6256
Kahan, T.	94, 3994	Kamakura, S.	P202, P1179, P1560, P1643,	Kanemura, N.	P704
Kahles, F.	P5410		P3473, P4314, P4980, 5980, P6272, P6295	Kang, D.G.	P3423, P5613, P5621, P5627
Kahn, M.	P1634, P2670	Kamakura, T.	P1560, P1643, P3473, P4314,	Kang, D.H.	P2443, P5529, P5892, P6462
Kahn, S.R.	P1431		P4980, 5980, P6272, P6295	Kang, H.-R.	P2392
Kahveci, G.	P6475	Kamal, E.A.	6088	Kang, H.J.	P5232
Kai, H.	P561, P1521	Kamal, H.	P543, P2536	Kang, J.	P250, P862, P6363
Kaida, T.	P2671, P4710, 5975	Kamali Sadeghian, M.	5869	Kang, J.C.	P4541
Kain, R.	P1672	Kamasova, M.	P1150, P1427, P1461	Kang, J.G.	P1181
Kaiser, C.H.	P6292	Kamata, M.	P661		

## Chairpersons & Judges / Speakers & Discussants / Authors Kan – Kat

NAME	PAGE(S) / PROGRAMME NR(S)	NAME	PAGE(S) / PROGRAMME NR(S)	NAME	PAGE(S) / PROGRAMME NR(S)
Kang, J.H.	P1181, P5175	Karakus, V.	P787	Kaseno, K.	P1503, 3293, P3658
Kang, J.P.	P6370	Karaliute, R.	1359, P2580	Kashani, F.	P722, P5411
Kang, J.S.	P6519	Karam, N.	P6110, P6111, P6112	Kashif, M.	P1735
Kang, K.	P4636, P5619	Karaman, K.	P975	Kashima, Y.	P3428, P4094, 5146
Kang, K.S.	P6325	Karamanlioglu, M.	P4368	Kashimura, S.	P680, P5334
Kang, K.Y.	P5413, P6342	Karamitsos, T.	5870	Kashiwa, A.	P5449
Kang, M.G.	P3447, P3574, P5626	Karamitsos, T.D.	1891	Kashiwagi, Y.	P2666
Kang, P.L.	P5474	Karanasos, A.	P906	Kashiwase, K.	P4771, P6378
Kang, S.-H.	P2746, P6109	Karapinar, H.	P4688	Kashiyama, K.	P2705, P5591
Kang, S.H.	P1544, P4480, P5529, P6196, P6363	Kararigas, G.	4924	Kashtalap, V.	P3772, P5581
Kang, S.J.	4244	Karashima, T.	3229	Kasiakogias, A.	P203, P780, P2150, P2151, P2725, P3319, P4304, P4644, 5762, 5990, P6100
Kang, S.K.	P1591	Karaskov, A.	P607, P2168, P3108, P4454	Kasichayanula, S.	P1710
Kang, S.M.	2295, 3066, 5756, 5763, P6176, P6364, P6447	Karason, K.	P731	Kasim, S.S.	P3399
Kang, S.W.	P926, P3775, P5355	Karatuolios, K.	1366, 1367	Kasimov, U.	P6428
Kang, W.C.	P621, P1534	Karavidas, A.	P2650, P6505	Kasisada, H.	P2497
Kang, W.Y.	P3423, P5613, P5621, P5627	Karavolias, G.	P2650	Kaskaeva, D.S.	P3782
Kang, Y.	P4711	Karawan, A.	P3125	<b>Kaski, J.C.</b>	<b>373</b>
Kangas, A.J.	3946, P5503	Karayakali, M.	P975	Kaski, J.C.	4012, 4074, P4533, 6025
Kanic, V.	P3450, P3457	Karayannis, G.	P6384	Kasparov, S.	2257, P4325, P5240
Kanj, M.	P4496, P5374	Karaye, K.	P6296	Kasprzak, J.D.	398, P898, P1445, P1744, P1869, P2445, P2856, P3378, P3475, P3800, P4700, P4797, P5485, P6526
Kannan, A.	5966	Karayel, E.K.	P3697	Kass, M.	P3326
Kano, N.	178, P4326, P4983, P5427	Karbarz, D.	P3518	Kassab, G.	P3572
Kanoh, N.	P751	Karch, I.	P1473, P4530	Kassahun, H.	P1706
<b>Kanonidis, I.</b>	<b>160</b>	Karck, M.	P727, P3563, 4271, P4316	Kassif, I.	P3142
Kanoupakis, E.	P1545	Karetnikova, V.	P5275	Kassimatis, E.	P4372
Kansal, A.	P2554	Kargoli, F.	P2555, P2557	Kaste, M.	P2516
Kanski, M.	P516	Karimi, A.	P4483	<b>Kastelein, J.J.P.</b>	<b>191, 208, 359</b>
Kanstrup, H.	2959	<b>Kario, K.</b>	<b>156, 310</b>	Kastelein, J.J.P.	449, P713, P1169, P1704, P1705, 1897, 2925, 2926, 2927, 2973, 3839, 4909, P5582, 5709, 5712
<b>Kantharia, B.</b>	<b>317</b>	Kario, K.	4879	<b>Kastrati, A.</b>	<b>198</b>
Kantito, S.	P5497	Kariori, K.M.	P5537	Kastrati, A.	P575, 2038, 2116, 3015, P3439, P3683, P4553, 5080, P5263, P5534, P6457
Kanzaki, H.	P3595, P3613, P3682, P6359	Kariori, M.	P5297	Kastriti, E.	P4444
Kanzaki, Y.	P2506	Kariya, T.	P1432, P4375	Kastritis, E.	P6243
Kapadia, S.	P1154, P1827, P1838, P5608	Karjalainen, P.P.	P3453	<b>Kastrup, J.</b>	<b>309</b>
<b>Kapadia, S.R.</b>	<b>275</b>	Karkabi, B.	49	Kastrup, J.	5069
Kapadia, S.R.	P3647, 4075	Karlis, D.	P735	Kaszura, M.	P1619, P2656, P2665
Kapala, J.	P6173	Karłowicz, P.	P4651	Kataja, A.L.	P4787
Kapel, G.F.L.	P2402	<b>Karlsen, T.</b>	<b>40</b>	Katanasaka, Y.	P1608
Kapelak, B.	P5391	Karlsson, L.	P1193	Katano, S.	P2697, P5476
Kapetanakis, S.	P4419	Karlsson, L.K.	P4754	Kataoka, A.	P852
Kapl, M.	P3591	Karlsson, S.	P2530	Kataoka, H.	P4573
Kaplan, I.	P2776	Karogiannis, N.	P3363, P3369, P3371	Kataoka, K.	P3756
Kaplan, M.	P4682	Karolko, B.	P2678	Kataoka, M.	P579, P1763, P1767, P4300, P5550
Kapoor, A.	P4553, P4689	Karolyi, L.	P5330	Kataoka, M.K.	P1374
Kapoor, K.	1363, P6126	Karolyi, M.	P553, P5519	Kataoka, S.	P4607, P4617
Kappel, B.	3945	Karoui, A.	P495	Kataoka, T.	P542, P3761, P6521
Kappel, B.A.	P5410	Karpenko, I.	P3329	Kataoka, Y.	P3647, 4075, P6572
<b>Kappetein, A.P.</b>	<b>92, 130</b>	Karper, J.C.	P974	Katare, R.G.	4289
Kappetein, A.P.	1929, 1934	Karpov, Y.	P1730	Katayama, M.	P1441
Kaptsiukh, T.M.	P678, P3730	Karpova, I.A.	P1730	Katayama, T.	288, P1739, P2527, P3557, P6534
Kapusta, P.K.	P3680, P4665	Karsenty, B.	P904	Katayama, Y.	P2442, P5591
Kar, S.	P583, P859, 2114, P2452	Karsenty, C.	P3445	Katayose, M.	P2697
Kara, M.	P3438, P5286, P6199	Karsenty, C.	2088	Katbeh, A.	6615
Karaarslan, B.	P4595	Kartasheva, E.D.	P3755	Katekao, W.	P3674, P5497
Karabay, C.Y.	P3715	Karter, A.J.	P1715	Kato, B.	P3761, P6521
Karabel, D.	P2435	Karunanithi, M.	4239	Kato, H.	P1438
Karabinowska, A.	P5567	Karuzas, A.	P3315	Kato, K.	185, P1377, P1612, P2503, P2724, P4643, P5452, P5463, P5562, P6430
Karaca, G.	P2866	Karvounis, C.	P6100	Kato, M.	P796, 2336, P2675, P2751, P3126, P3669, P4501, P4757, P6521
Karaca, O.	P6284	Karvounis, H.	P545, P874, P1781, P3726, P4650, P6384	Kato, N.	3820, P4579, P5489
Karadi, I.	P1711, P1712	Karwowski, J.	5741	Kato, T.	P716, P1191, P1450, P1551, P1621, P1674, 2129, P3542, P5445, P5455
Karady, J.	P553, P5519	Kasahara, S.	P1398, P1592, P5296, P6373		
Karadzic, M.	P2709	Kasahara, T.	P4440		
Karageorgiadi, D.	P615	Kasai, A.	P5376		
Karageorgopoulou, T.	2056	Kasai, T.	P716, P5455, P6237, P6452		
Karakas, M.	P503, P814, P920, P2191, P4790, P6234	Kasai, T.K.	P3655		
		Kasakov, A.	P2172		
		Kasama, S.	5105		
Karakikes, I.	P2624	Kaseer, B.	P6251		
Karakitsos, P.	P2849	Kasel, A.	P3683		
Karakoyun, S.	P3806	Kasel, A.M.	P6457		
Karakulak, U.N.	P5189	Kasel, M.	P575		



## Chairpersons & Judges / Speakers & Discussants / Authors Kat – Kha

NAME	PAGE(S) / PROGRAMME NR(S)	NAME	PAGE(S) / PROGRAMME NR(S)	NAME	PAGE(S) / PROGRAMME NR(S)
Kato, T.K.	P2758	Kawasaki, A.	P2203, P3756, P4730	Keller, T.	P2871, P4790, P4793
Kato, Y.	P2833, P4080	Kawasaki, M.	P204, P649, P652, P663,	Kellermayer, D.	P236, P4369
Katoh, H.	P6256		P672, P947, P948, P1140, P1417, P1432,	Kellokumpu-Lehtinen, P.	P4346
Katoh, M.	P4547		P1568, P1824, 2123, P2147, P2386,	Kelly, J.P.	P1671
Katou, A.	P736, P2777		P3400, P3605, P4375, P4385, P4584,	<b>Kelly, R.</b>	<b>20</b>
<b>Katritsis, D.</b>	<b>20, 27, 77, 94</b>		4935, 5106, 5143, P5323, P5348, P5618,	Kelly, R.	72
Katritsis, D.	64, 1291		P6095, P6351, P6352, P6369, P6437,	Kelm, M.	P555, P1167, P1492, P1508,
Katritsis, D.G.	P6255		P6438	P2451, 3248, P4298, P4427, 4828, P5886	
Katritsis, G.D.	P6255	Kawase, H.	P2478, P2626, P5409	Keltai, M.	5970
Katsa, I.	P5457	Kawase, T.	P2833	Kempf, T.	P1174
Katsanos, S.	P1668, P3577	Kawase, Y.	P2147, P2751	Kempny, A.	P245, 1115, P2811, P3740,
Katsanos, S.K.	176, 1123		P235		P5584, P6131
Katsaras, D.	P820	Kawashima, C.	P852	Kempster, C.	P5000
Katsarou, O.	P4434	Kawashima, H.	P1404, P3676, 4252	Kennedy, K.F.	1116
Katsianos, E.	P1492	Kawashima, K.	P4762, P6577	Kennedy, L.M.	P683
Katsivas, A.	P3380	Kawashima, T.	183, 184, P821	<b>Kennergren, C.E.H.</b>	<b>157</b>
Katsumata, Y.	P680, P5334	Kawashiri, M.	P1450, 2137, P4610	Kenny, R.A.	3857
Katsuumi, G.	P1595, P1623, P2175, P4556	Kawashiri, M.A.	P6349	Kensuke, Y.	P4395
Katsytadze, I.	1368	Kawata, A.	P3637, P4413, P5287	Kenworthy, Y.	5988
Katte, F.	P4673	Kawauchi, K.	P217	Kepez, A.K.	P1770, 5960
Kattih, B.	P695	Kawauchi, T.S.	P5322	Kepka, C.	2046, P4396, P5168
Katus, H.	P3563, P4316, P5447, P5575, P6440	Kawazoe, H.	P2469	Kepska, M.	2255
		Kawazoe, M.	P4378	Keranov, S.	P1862
Katus, H.A.	P1392, P1485, P1654, P3558, P4121, P4500, P5179, 5970, P6231	Kaya, A.	P3720, P5420	Kerbaul, F.	P3774, P4600
		Kaya, E.B.	P3427	Kerber, J.	4243
Katz, M.	P2162, 6044	Kaya, H.	1124, P2680, P5909	Kerber, S.	P1858, P1862, P5657
Kaufeld, K.T.	4271	Kaya, M.G.	P1433, P3705, P4688, P5456	Kereiakes, D.D.	P1396
Kauffman, P.	P552	Kaya, Z.	P5575	<b>Keren, A.</b>	<b>200, 318</b>
Kaufmann, B.	P4478	Kayamori, H.	P1595, P2175, P4556	Keren, A.	3049, P3617, 6026
Kaufmann, B.A.	P2144, P2804	Kayani, G.	P4100, P4971	Keren, G.	P931, P1585, P3673, P5387
<b>Kaufmann, P.A.</b>	<b>38</b>	Kaye, D.	P2647	Keren, G.K.	P798
Kaufmann, P.A.	P517, P893, P2756, 4241, 4910, P4953, P5238, 6089	Kayikcioglu, M.	P824, 3037	Kerfoot, E.	P550
		Kaymaz, C.	1119, P3714	Kern, A.	P5262
Kaul, P.	P1629, P2669, P5658, 6605	Kaynar, L.G.	P824	Kerneis, C.	P1743, P2449
Kaura, A.	P5495	Kayvanpour, E.	P1654, P5179, P5447	Kerneis, M.	338, 2072, P3790, P5610
<b>Kautzner, J.</b>	<b>257, 323</b>	Kaza, H.	P4341, P4748	Kerneis, M.K.	P6407
Kautzner, J.	P1580, 2382, P2400, P3723, P5312, 6027, P6149	Kazakov, A.	P609	Kerner, A.	P5223
		Kazi, J.	3301	Kero, T.	6080
Kautznerova, D.	2382	Kazmierczyk, R.	P2791	Kerr, A.J.	P4631
Kavouras, C.	P2851	Kazmi, S.	P3619	Kervadec, A.	1886
Kavousi, M.	2136	Kazmierczak, J.	P3499	Kesaniemi, Y.A.	P5509
Kawabata, M.	P1386, P3507	Kazukauskieni, I.	P3463	Keshavarzi, F.	P2757
Kawachi, E.	P1165	Kazuno, Y.	P1735	Keshishian, A.	P2543, P2551, P2567
Kawachi, T.	2057	Kazushige, K.	P6543	Keshishian, A.V.	P2584
Kawada, T.	P1147, P3118, P4470, P4582, P5247, P5248, P5432, P5617	Ke, M.W.	P4544, P5474	Keskin, M.	P2866, P3720
		Ke, S.R.	P4738	Kessler, R.	P1539
Kawada, Y.	P1176	Kearney, A.	P668	Kessler, T.	P3683, P4534
Kawaguchi, S.	P679	Kearney, M.	4279	Keszei, A.	P1198
Kawaguchi, T.	P672	Kearney, M.T.	1099, P3511, P3602	Keszeit, A.	P541
Kawaguchi, Y.	P5321	Kearney, P.	1247, 3147	Keteepe-Arachi, T.	P237
Kawai, H.	P1421, P1801, P5235	Kearney, P.M.	P4657	Ketelers, R.	P5595
Kawai, K.	P1413	Keating, S.	P1746	Keteyjian, S.	389
Kawai, M.	1137	Kebed, K.	P6171	Ketonen, M.	P5509
Kawai, T.	P4440	Kececioglu, D.	P2815	Ketteler, T.	P1490
Kawai, Y.	P535, P1865, P2541, P3100, P3101	Kedev, S.	P209, P605, P913, P966, 4062, P6195, 6607	Kettner, J.	4829
Kawakami, E.	P6258	Kedev, S.A.	P3450, P3457	Kettunen, J.	3946
Kawakami, H.	P6530	Kedhi, E.	P6559	Keul, P.	3248
Kawakami, M.	P5190, P5450	Kee, F.	P504	Kevoonian, J.P.	P3646
Kawakami, S.	P5660, P6572	Keenan, R.	P2427	Keweloh, B.	P5318
Kawakami, T.	P1564, P1767, P5550	Keferboeck, M.	P4766	Keyl, C.	5971
Kawakami, T.K.	P1374	Keicher, C.	P3124	Keymel, S.	P5886
Kawamiya, T.	P1404, P3676, 4252	Keil, T.	P5295	Keyserling, C.	P5894
Kawamori, H.	P1735	Kelbaek, H.	312, P524	Khachatryan, L.	P5567
Kawamoto, H.	2281, P5261	Kelder, J.C.	P3460	Khader, N.	49
Kawamura, A.	P252, P2723	Keles, T.K.	5960	Khadjeh, S.	P2171
Kawamura, I.	P1140, P2147	Kelion, A.	P5237	<b>Khairy, P.</b>	<b>159</b>
Kawamura, T.	P1191, P1778	Keller, A.	P5447	Khairy, P.	P220, P1557, P6299
Kawamura, Y.	P674, P679	Keller, B.	P3540	Khalea, S.	P2594
Kawana, M.	P4652, P5517	Keller, H.K.	1883	Khaleel, G.	P693
Kawano, H.	P1739, P2527, P6534	Keller, S.	P1154, P1838, P5608	Khalid, M.	P866
Kawano, Y.	P202, P1453, 3998			Khalid, U.	P4982

## Chairpersons & Judges / Speakers & Discussants / Authors Kha – Kim

NAME	PAGE(S) / PROGRAMME NR(S)	NAME	PAGE(S) / PROGRAMME NR(S)	NAME	PAGE(S) / PROGRAMME NR(S)
Khalique, Z.	1077	Kilner, P.	P5563	Kim, K.B.	P483, P2832, P6240
Khamis, R.	P973, 1262	Kilo, J.	5879, P5897	Kim, K.H.	P215, P3423, P3447, P3574, P3801, 5876, P6446
Khan, H.S.	P6192	Kiluk, I.	P3707, P4694	Kim, K.S.	P1489, P3589, P5637, P6240, P6302
Khan, I.	P4990	Kim, A.	P589	Kim, M.-J.	P5511
Khan, N.	P1373, P5004	Kim, B.-K.	P2522	Kim, M.	P5370, P6251
Khan, S.	4072	Kim, B.H.	P5243	Kim, M.A.	P3583, P4420
Khan, S.Q.	P6192	Kim, B.J.	P927, P1181, P1489, P6524	Kim, M.C.	P215, P1814, P3801, P5615
Khan, T.Z.	3169	Kim, B.K.	P251, P604, P1480, P2526, 3308	Kim, M.G.	P621
Khanafi, M.	P3329	Kim, B.O.	P2517	Kim, M.H.	P1841, P1848, P3418, 5972, P6208
Khandheria, B.K.	P6154	Kim, B.R.	P5484	Kim, M.J.	P919, P1489, P4360, P5266, P5589, P5636, 5737
Khanfir, H.	P1826, P4655	Kim, B.S.	P1181	Kim, M.K.	P1489, P3447, P5626
Khanna, R.	P4689	Kim, B.W.	P2524, P4414, P5255	Kim, M.N.	P3583, P4420
Khanna, R.K.	P6222	Kim, C.-J.	P4386	Kim, M.S.	P662, P4360, P4520
Kharbanda, R.	P1804	Kim, C.H.	P523, P1430, P3801, P4739, 4936	Kim, N.	2118
Kharoubi, M.	P3601	Kim, C.J.	P2827, P4734, P4950, P4952	Kim, N.K.	P1448, P1567, P1653, P3736
Khasyanova, I.V.	P6219	Kim, C.W.	P4636, P5413, P5619, P6342	Kim, R.J.	P6119
Khaw, K.T.	P240	Kim, C.Y.	P1448, P1567, P1653	Kim, S.-M.	P1383, P2392, P4393
Khawaja, M.Z.	3077	Kim, D.-H.	P4386	Kim, S.-Y.	P6548
Khayt, G.Y.	P2753	Kim, D.-I.	P3409	Kim, S.	P621, P2555, P2557, P2746, P4636, P5619
Khder, Y.	P3124	Kim, D.-K.	P3409	Kim, S.A.	P3583
Khedr, M.H.	P2447	Kim, D.-S.	P3409	Kim, S.E.	P3713
Khem, S.	P4431	Kim, D.-W.	P2392	Kim, S.H.	P662, P1680, P3423, P3432, P3523, P5613, P5621, P5627
Khidir, M.	P4355, P6269	Kim, D.	P2755, P4987, 6075	Kim, S.I.	P3523, P5413, P6342
Khidir, M.J.H.	P1645, P1646, P3501	Kim, D.B.	P4093	Kim, S.J.	P3418, 5972
Khir, A.	2056	Kim, D.H.	P2443, P5529, P6446, P6462	Kim, S.S.	P3423, P3568, P5613, P5621, P5627, P6196, P6447
Khokhlonov, S.	P4361	Kim, D.I.	3311, P3442	Kim, S.W.	P5637
Khong, P.L.	P5225	Kim, D.K.	3311, P4720, P6235	Kim, S.Y.	P1848
Khoo, C.	P6192	Kim, D.S.	3304, 3311, P6235	Kim, T.-H.	P4490
Kho, C.Y.	P928	Kim, D.W.	P4952, P5232	Kim, T.G.	P3134
Khorshidi, R.	1127	Kim, E.-K.	P4393	Kim, T.H.	P629, P630, P688, 1059, P1541, P1542, P1577, P1813, P1841, P3489, P3736, P4636, P4950, P5228, P5317, P5413, P6208, P6342
Khoueiry, Z.	P1587, P5361	Kim, E.	P4636, P5619	Kim, T.S.	P4952, P5232
Khour, M.	1353	Kim, E.J.	P1680, P2155, P3426	Kim, U.	P926, P1591, P3775, P5355
Khour, M.G.	P1671	Kim, E.J.K.	P6168	Kim, W.	3309, P3423, P5613, P5621, P5627, P5919
Houry, M.	P2653	Kim, E.K.	P4112, P4720	Kim, W.H.	P2202, P2842, P2857
Houry, S.K.	P798	Kim, E.M.	P5413, P6342	Kim, W.J.	P3801
Khovaeva, Y.B.	P3387	Kim, G.B.	P5923	Kim, W.K.	P844
Khraiche, D.	P6097	Kim, H.-K.	P2504	Kim, W.S.	3309, P5919
Khromova, N.	P2714	Kim, H.-S.	P6187	<b>Kim, Y.-H.</b>	<b>75</b>
Khubulava, G.G.	P1477	Kim, H.-Y.	P1383, P4393	Kim, Y.-H.	1003
Khunti, K.	182	Kim, H.	P4519, P4734, P6109	Kim, Y.-J.	P2504, P6187, P6548
Khurrami, L.	P4954	Kim, H.B.	P6325	Kim, Y.	P2504
Khutornaya, M.V.	P3698	Kim, H.C.	P4629	Kim, Y.D.	P6208
Khuu, W.	P4972	Kim, H.J.	P4431, P5211	Kim, Y.G.	P1480
Kianoush, S.	P1687	Kim, H.K.	P6325	Kim, Y.H.	P662, P907, P917, P924, P1184, P1463, P1579, P1854, P2518, P2817, P3407, P3448, 4076, 4244, P4520, P5175, P5265, P5370, P5631, 6606
Kibler, M.	P848	Kim, H.O.	3309, P5919	Kim, Y.J.	P501, P926, P1591, P2827, P3775, P4734, P5355, P5651
Kida, K.	P3360	Kim, H.S.	P251, P255, P927, P1489, P2832, 3308, P3432, P4308, P5192, P6240, P6524	Kim, Y.N.	P2832, P5529, P6302, P6462
Kidholm, K.	P5206	Kim, H.W.	P2176, P6119	Kim, Y.S.	P1813, P2202, P2842, P2857
Kieffe-De Jong, J.C.	P4626	Kim, H.Y.	P3568	Kimball, T.	P1602
Kiernan, T.J.	P4605	Kim, I.	P4636	Kimbally Kaki, G.	P1146
Kiers, B.	P702	Kim, I.C.	2295, P5192, P6364	Kimenai, D.M.	P799
Kievit, R.	P5440	Kim, I.J.	P688, P5413, P5619, P6342	Kimura, H.	P6200
Kihara, Y.	P2183, P3093, P4757, P5322, P6489	Kim, I.J.	P6187	Kimura, K.	P235, P941, P954, P2862, P3515, P4085, P4607, P4617, 5758, P5939
Kijima, Y.	P1466, P1859, P5296, P6523	Kim, J.-H.	P4490	Kimura, M.	P1767, P5550
Kik, C.	P4472, P4475	Kim, J.-Y.	P662, P4520, P5370, P6109	Kimura, S.	P834, P1471, P2534, P2683, P4403, P4407, P5347, P5449
Kikuchi, A.	P649, P1568, P1824, P2386, P4584, 5106, 5143, P5348, P6351, P6352, P6369, P6437, P6438	Kim, J.B.	3309		
Kikuchi, H.	P579, P1763, P1765, P4300, P5443	Kim, J.H.	P215, P919, P1813, P1814, P3523, P4360, P4541, P4734, P5266, P5589, P5615, P5625, P5636, P6325, P6446		
Kikuchi, R.	50	Kim, J.J.	3066, P4950, P5228		
Kikuchi, S.	P954, P1176	Kim, J.M.	3309, P4636, P5413, P5619, P5919, P6342		
Kikuchi, T.	P661, P1852	Kim, J.S.	P251, P604, P654, P662, P1480, P1813, P2526, 3308, P5175, P5352		
Kikushima, K.	P3637, P4413, P5287	Kim, J.W.	P1680, P2155, P3426		
Kikuta, Y.	P3088	Kim, J.Y.	P213, P2716, P3523		
Kilgore, M.	P1716	Kim, K.-B.	P6548		
Kilias, A.	P2163	Kim, K.-H.	P3409		
Kilicaslan, O.	P3802	Kim, K.-S.	P6236, P6548		
Kilicaslan, B.	P4368	Kim, K.	2025, 3295		
Kilkowski, C.	P940				
Killu, A.	P6171				

## Chairpersons & Judges / Speakers & Discussants / Authors Kim – Koc

NAME	PAGE(S) / PROGRAMME NR(S)	NAME	PAGE(S) / PROGRAMME NR(S)	NAME	PAGE(S) / PROGRAMME NR(S)
Kimura, T.	P475, P680, P1413, P1564, P1621, 2129, 2282, P2456, P2751, 3303, P3421, P3439, P3564, P3679, 3936, P4664, 4870, P5272, P5334, P5552, P5935, P6365	Kiss, R.	P2695	Klug, D.	170, 1138, P2810, P3469, P3612
Kimura, T.K.	P2758, 5738	Kiss, R.G.	P1835	Klug, G.	P4299
Kimura, Y.	P1739	Kistorp, C.	5992	Klutstein, M.	P3125, P5926
Kinchiku, S.	P714	Kiszler, G.	P3541	Klzo, L.	P638
Kincl, V.	P6151	Kitada, S.	P1176	Kmoch, S.	P3723
Kindermann, I.	P609, P2495	Kitagawa, M.	P2705, P4409, P4437	<b>Knaapen, P.</b>	<b>328</b>
Kinderyte, M.	P3315	Kitahara, H.	P1381, P2538, P3579	Knaapen, P.	4242, P6520
Kindo, M.	P6332	Kitai, T.	P1659, P2751	Knackstedt, C.	P2688
Kindya, B.K.	P3697	Kitakara, H.	P4436	Knapp, M.	P3779
King, P.B.	4075	Kitakaze, M.	P3594, P3595	Knappe, D.	1892
Kingue, S.	P4958, 5991	Kitamura, K.	P1604	Knebel, F.	P6490
Kingwell, B.A.	P3677	Kitamura, T.	P1820, P3756, P4730	Knecht, S.	P4478, P6292, P6304
Kini, A.	P5608, P5609	Kitanaka, Y.	P3370	Kneitz, C.	P6396
Kini, A.S.	P6225	Kitani, Y.	P679	Knez, J.	P1665, P4598
Kinney, G.G.	P1172	Kitanovski, D.	P209	Knezevic, B.	P913, P966, 6607
Kinnin, M.	P2189	Kitaoaka, H.	P4719	Knezl, V.	P2173, P4508
Kinoshita, D.	P1637, P1733, P4602	Kitazawa, H.	P4514	Knie, W.	P1504
Kinoshita, H.	2129	Kitiyakara, C.	5760	Knight, C.	4942, 5150, P5260, P5647
Kinoshita, M.	3295, P4591	Kitlinski, M.	3268	Knoepp, K.	P227
Kinoshita, O.	P5424, P5489	<b>Kitsiou, A.N.</b>	<b>326</b>	Knollem, S.	P6161
Kinoshita, T.	P4579	Kitsiou, A.N.	5822	Knop, S.	P5165
Kintis, K.	P2502, P4304, P4390	Kitslaar, P.	5137, 5138, P5226, P5227	Knopp, H.	P656, P4477
Kinugasa, Y.	P796	Kittnar, O.	P4558	Knops, P.	P4472, P4504
Kinugawa, K.	P1500, 2261, P4580, P5424, P5489	Kitzman, D.W.	2365	Knops, R.E.	P696
Kinugawa, S.	288, P3557, P4536	Kivela, A.	P3552, P6159	Knorr, M.	P3708
Kinz, E.	P815	Kiviniemi, T.	P1525, 1881, P3453, 4237	Knuiman, M.	P1721
Kiokas, S.	P5270	Kiyakbaev, G.K.	P6379	Knutsen, T.M.	P218
Kiparakis, M.	P2687	Kjaergaard, J.	189, P4777, 4826, P5197	Knuuti, J.	P552, P3089, P3552
Kipson, N.	P3774, P3783	<b>Kjeldsen, K.P.</b>	<b>209</b>	<b>Knuuti, J.M.</b>	<b>23</b>
Kiraly, S.Z.	P3541	<b>Kjeldsen, S.E.</b>	<b>197, 383</b>	Knuutila, T.	4237
Kiramijyan, S.	P2761	Kjeldsen, S.E.	1240, P5250	Knyazkov, K.	P5645
Kiran, A.	1127, P3320, P3416, P3670, P5932	Kjellberg, J.	P5467	Ko, B.	P5160
Kirbas, O.	P914	Kjellstrom, B.K.	P1732	Ko, D.T.	1019
<b>Kirchhof, P.</b>	<b>44, 135, 156, 213, 250</b>	Kjoller, E.	P1650	Ko, E.K.	5738
Kirchhof, P.	439, P883, 987, P1533, P1537, 1905, 1991, 2209, 2300, P2545, P2548, P2571, P2596, P2606, 3064, 3069, 3905, 3954	Klaeboe, L.G.	P1141	Ko, F.	P5506
Kirchmair, E.	P6312	Klank-Szafran, M.	P3518	Ko, J.K.	P2202, P2842, P2857
Kirchmair, R.	4243, P6312	Klarich, K.	P6171	Ko, Y.-G.	P2522
Kiriazis, H.	P2633, P5403	Klauke, B.	P1609	Ko, Y.G.	P251, P604, P621, P2526, 3308, P3539
Kirk, M.	P6251	Klauser, A.	P5157	Koay Choon Chern, A.	P2594
Kirkby, C.	P639	Kleczyński, P.	P624	Koba, S.	3941
Kirsch, B.	P2569	Kleemann, T.	P940, 5883, P6291	Kobak, K.	P1619
Kirschnek, S.	P2773	Kleijn, D.V.P.	P520, P5173, P5195	Kobal, S.	P2440
Kirschner, A.	P3125	Klein, A.	P2427	Kobalava, Z.	P5269, P5453
Kirschner, Y.	P4695	Klein, A.B.	P4601	Kobalava, Z.D.	2894
Kirstein, B.	P5351	Klein, F.	P2179, P3125	Kobalava, Z.H.	P3580
Kirtane, A.J.	P4309, 5079, P5167	Klein, J.	P4671	Koban, C.	P5292
Kisacik, H.	P914, P5289	Klein, U.	P1804	Kobara, Y.	P3555, P6385
Kisacik, H.L.	P4705	Kleinbongard, P.	5958	Kobayashi, H.	P666, P710
Kisanuki, A.	P542	Kleinecke, C.	P3804, P5603, P5605	Kobayashi, J.	P1515, P2685, P3682
Kiseleva, I.	P676	Kleiner, P.	P6396	Kobayashi, K.	P4495, P5158, P5315
Kishi, H.	P2723	Kleinschnitz, C.	1874	Kobayashi, M.	P6200
Kishi, M.	P6214	Klem, I.	P6119	Kobayashi, N.	P590, P594, P595, P597, P602, P1479, P2531, P3433, P3785, 4063, P4686, P6532
Kishi, R.	P1432, P3605, P6095	Klempfner, R.	P1639, P2693, P3346, P3581	Kobayashi, S.	P954, P2723
Kishi, S.	3820, 5867	Klepfer, R.	2376	Kobayashi, T.	P4610, P5264
Kishi, T.	P2644, P4611, P6484	Klett, K.	2127	Kobayashi, Y.	P252, P587, P593, P596, P1381, P1484, P1689, P2523, P2538, P3555, P3579, P4436, P5562, P6385, P6430
Kishida, M.	3998	Klettas, D.	P858, P906	Kober, L.	P230, 1015, 1016, P1173, P1193, 1220, P1650, P1673, 4826, P5198, P6308
Kishihara, J.	P673, P1618, P4455, P4459	Klima, L.	P6220	Kobori, A.	3295
Kishima, H.K.	P4498	Klimchak, A.	P554, P4990	Kobori, M.	P3637, P4413, P5287
Kishko, N.	P3340	Klimek-Piotrowska, W.	P5389, P5395	Kobori, Y.	5146
Kishor, K.	P6189	Klin, P.	P4601	Kobuke, K.	P5604
Kishore, R.	294	Klingel, K.	167, P3119, P4335, P5431, 5861, P6525	Koc, M.	P4703
Kisko, A.	P3340	Klingenberg, R.	P505, P524, P809, P819, P828	Koc-Zorawska, E.	P2665
Kiss, A.	1100, P5363	Klinghammer, L.	P2850, P4755	Koc-Zorawska, E.	P2656
		Klinke, A.	P2629, 4287, P6318	Kocas, B.	P3802
		Klinkenberg, L.J.	P803		
		Klinkenberg, T.J.	P5313		
		Klok, F.A.	2121, 2357, P4702		
		Kloss, S.	P2542, P2544, P2608		

# Chairpersons & Judges / Speakers & Discussants / Authors Koc – Kor

NAME	PAGE(S) / PROGRAMME NR(S)	NAME	PAGE(S) / PROGRAMME NR(S)	NAME	PAGE(S) / PROGRAMME NR(S)
Kocas, C.	P3802, P6576	Kojima, C.	P973	Kondou, T.	P2386, P6352, P6369
Koch, A.	P2411	Kojima, H.	P3136, P3333	Konduracka, E.	P5910
Koch, H.	P1583	Kojima, K.	P834, P1471, P2534, P2683, P4403, P4407, P5347	Koneru, S.K.	P896
Koch, W.J.	P3599			Konety, S.	P2759
Kocher, A.	P3569	Kojima, M.	P560, P4959	Kong, D.H.	P2455
Kochhaeuser, S.	P2197	Kojima, S.	P1739	Kong, K.A.	P1588
Kochiadakis, G.	P2153, P3776, P4382, P5571, P5572	Kojima, Y.	P5190	Kong, S.L.	P5251, P5601
		Kojodjojo, P.K.	P4701	Kong, W.	P2458
Kochman, J.	P5901	Kok, M.M.	P1414, 2279, P3437, P4311	Kong, W.K.F.	P846
Kocianova, E.	P1150, P1427, P1461	Kokalj, N.	P4129	Kongnakorn, T.	5969
Kocic, G.	4027	Kokkou, E.	P4471, 6007	Kongsgaard, E.	P755, P6278
Kocka, V.	P4729	Koklu, E.	P787	Kongstad, O.	1058
Kockova, R.	1317, 2382	Kokras, N.	P5162	Konigstein, M.	P838
Koda, M.	P3605, P6095	Kokubo, Y.	P1179	Konings, K.	P2688
Kodali, S.	5724, 5944	Kokubu, N.	4234	Konishi, H.	P2789, P6237, P6452
Kodama, T.	P661, P3712, P5891	Kokubun, N.	4288	Konishi, H.K.	P3655
Kodolitsch, Y.	2284	Kolanowska, M.	P4542	Konishi, M.	P235
Kodziszewska, K.	2259, 2373	Kolasa, J.	P2589	Konka, M.	P5168
Koerber, L.	P822, P5430	<b>Kolbe, N.</b>	<b>306</b>	Konno, T.	P1450, 2137
Koerber, L.K.	P4754	Kolesnik, E.	P2154	Kono, C.	P3676
Koeda, Y.	P5190, P5450	Kolesnikova, E.A.	P5481	Kono, S.	P5256
Koehler, F.	370, 1242, 5808	Kolesnyk, M.Y.	P4354	Kono, T.	P6530
Koehncke, C.	P3591	Kolesnyk, O.V.	P4354	Konowitz, N.P.	P6487
Koell, B.	P6393	<b>Kolh, P.H.</b>	<b>25, 157, 196</b>	Konradi, A.	P566, P904, P1730, P2714, 5084, P5244
Koelmel, S.	P224, P1771, P3351	Kolh, P.H.	2039	Konradi, A.O.	P3401
Koenen, M.	P4500	Kolkhof, P.	P700, P720, P3122, 4262, 4285, P4561, P5441, P6345	Konstandi, M.	P2740
Koenen, R.	2974			Konstantinides, S.	P224, P1771, 2357, P3351, 4282, P4695, P4696
Koenig, H.	P2888	Kolkman, E.	4026, P6559	<b>Konstantinides, S.V.</b>	<b>249, 274, 370</b>
Koenig, T.	P695	<b>Koller, A.</b>	<b>213, 244, 255</b>	Konstantinides, S.V.	2120, 3285, 3289, 3892, 3896, 5852
<b>Koenig, W.</b>	<b>44, 148, 378</b>	Koller, A.	2029	Konstantinidis, D.	P203, P1416, P2150, P2151, P2502, P2725, P3319, P4304, P4383, P4390, P4614, P4644, 5762
Koenig, W.	446, 450, P504, 2092, 3870, 5710, 5950	Koller, L.	P233, P1662, P5183	Konstantinidis, K.	5990
		Koller, M.	P1172, P3328	Konstantinidis, N.	P6215, P6216
Koepf, T.	1042	Koller, M.L.L.	P5448	Konstantinidou, M.	P492
Koepsell, H.	P2645	Kollias, G.	P3625	Konstantinou, A.	P5329
Koerber, M.I.	P2497	Kolodgie, F.D.	P4963	Konstantinou, J.	P3608, P5417, P5571, P5572
Koffjberg, H.	P2873	Kolodziej, A.	P753	Konstantonis, G.	P6232
Kofink, D.	P6578	Kolodziejczak, M.	P1396, P5895	Konstanty-Kalandy, J.	4066
Kofoed, K.F.	5069	Kolodziejczyk, J.	2255	Kontaraki, J.	P2153, P3608, P3776, P4382, P5571, P5572
Koga, S.	P2527, P6534	Kolokathis, F.	P3429, P3792	Kontny, F.	5970
Kogame, N.	P2531, P6552	Kolokathis, K.-A.M.	P5537	Kontogeorgis, A.	P2450
Kogan, E.A.	P2800, P6501	Kolokathis, M.A.	P5297	Kontopantelis, E.	3823
Kogan, Y.	P6435	Kolossvary, M.	P553, P1799, P5222, P5519	Koo, B.-K.	P1383, P4393
Koganti, S.	P6544, P6545	Kolsut, P.	P4599	Koo, B.K.	P3432
Kogerakis, N.	P2687, P3514	Kolonin, G.V.	P3766	Koo, H.J.	4244
Kogias, Y.	P3771	Kolyviras, A.	P2476, P5162	Koo, K.L.	P3451
Kogo, T.	P4408	Kolzhecová, Y.U.	P1855	Koolbergen, D.R.	P247
Koh, A.S.M.	P3675	<b>Komajda, M.</b>	<b>136, 158, 385</b>	Koorman, J.P.	P799
Koh, J.S.	P3447, P3574, P5626	Komajda, M.	P885, 1227, P1780, 2346	Koontz, J.	P6267
<b>Koh, K.</b>	<b>39</b>	Komar, M.	P1487, P2814, P3737, P5587	Koopman, P.	P5209, P6172
Koh, K.W.	P2594	Komatsu, S.	P4085, P5321, 5758	Kooreman, Z.E.	P6493
Koh, W.P.	P3675	Komatsu, T.	P3757	Kopec, G.	398, 5962, P6261
Kohjittani, H.	P3564	Komatsubara, I.	P202	Kopecy, C.	3949
Kohl, P.	5066	Komi, R.	P3664, P4615, P5190	Kopkan, L.	P6101
Kohler, M.	P640	Komissarova, S.	P3722	Kopp, M.	P722
Kohlerova, R.	P4768	Komiyama, C.	P3712	Kopriva, K.	P2648
Kohn, C.G.	P3717	Komiyama, K.	P1484	Korai, K.	P3535, P5366
Kohno, K.	P1865, P3100, P3101	Komiyama, M.	P2745, P2747	Koren, A.	P713, P1169
Kohno, T.	P680, P1767, P5550	Komocsi, A.	P1436, P1446, P1835, 2372	Koren, G.	P3117
Kohsaka, S.	P475, P4402	Komoliatova, V.	P676	Koren-Morag, N.	P6328
Kohut, L.	P2695	Komoriyama, H.	P5476	Korenstra, J.	P5313
Koide, M.	P4581, P5434	Komorowska, M.	P1517	Koretsune, Y.	P4100, P4581, P4971, P5434, P6378
Koide, Y.	P534, P1739, P2527, P3648, P6534	<b>Komuro, I.</b>	<b>92, 127, 209, 324</b>	Korkmaz-Icoz, S.	P727
Koifman, E.	P2761	Komuro, I.	2935, P4547, P5424		
Koike, H.	P4495, P5315	Konaka, M.	P2700		
Koinig, H.	1369, 4833	Kondapally, S.S.R.	182		
Koistinen, A.	P3549	Kondo, H.	P843, P1740, P2494, P4708, P5546, P5935, P6392		
Koitaibashi, T.	P756, P2671, P4710, 5975				
Koitka, K.	5996	Kondo, T.	178, P649, P751, P1568, P1824, P4326, P4501, P4584, P4983, 5106, 5143, P5348, P5427, P6351, P6437, P6438		
Koivisto, T.	4237				
Koiwaya, H.	P2456, P6223				
Koizumi, T.	P715, P3777, P3814				

## Chairpersons & Judges / Speakers & Discussants / Authors Kor – Kri

NAME	PAGE(S) / PROGRAMME NR(S)	NAME	PAGE(S) / PROGRAMME NR(S)	NAME	PAGE(S) / PROGRAMME NR(S)
Kornelyuk, R.	P5268	Kourea, K.	P2741, P6321	Kragholm, K.	P1193, P1673, P5906, P6565
Kornowski, R.	312, P474, P838, P1639, P1836, P2482, P3408, P3803, P6464	Kourlaba, G.	P3632	Kragholm, K.K.	P4754
Kornowski, R.K.	P5219	Kousathana, F.	P937, P3656, P4351	Kragsterman, E.	4058
Korpak, M.	P233	Kouserana, C.	P3086	Krahn, A.	P3382
Korpisalo, P.	P1476	Koutagiar, I.	P616, P719, P826, P1468, P1478, P1482, P2717, 4065, 5107, 5985, P6408	Krahn, A.D.	P627, P1158
Kors, J.A.	P1651	Koutbi-Franceschi, L.	5092	Kraj, L.	P4599
Korshunov, V.	P3498	Koutoulakis, E.	P1620	Krajewska, A.	P3707, P4694
Korshunova, A.	P3695	Koutouzis, M.	P5270, P6188	Krajewski, A.	1012
Korste, S.	3246	Koutra, E.	P2151, P4614	Kral, M.	P651, P4772, P4776
Korte, K.	P6454	Koutsianas, C.	P6504	Kralovec, S.	P2403
Korte, L.	P227, P698, P699, 4201	Koutsiani, K.	P3514	Kramer, F.	P2574
Kortlandt, F.A.	P572	Koutsoukis, A.	6084	Kramer, M.	P2144
Koruth, J.S.	P5302	Kouvari, M.	P3771	Kramer, V.	P6398
Kosa, J.	P2695	Kouvelas, K.	P5270	Krammel, M.	P689
Kosacka, U.	P3707	Kouwenberg, L.E.	P5396	Kramoh, K.E.	P4958, 5991
Koser, F.	P5178	Kouzoupis, A.	P5162	Krane, M.	P1393, 4295
Koshikawa, M.	1137	Kouzu, H.	P5185	Kranenburg, G.	271, P5212
Koshiyama, M.	P1575	Kovac, J.	P850	Krasnikova, M.	2126
Kosiborod, M.	5693, 5694	Kovacic, J.	P6225	Krasopoulos, G.	P5237
Kosinova, A.	P4338	Kovacic, F.	4215	Kratochwil, D.	P2647
Koskinas, K.	6598	Kovacs, A.	P729, P1799, P2418, P2695, P4369, P5488	Kratzer, A.	P1171, P4551
Koskinas, K.C.	P524	Kovacs, G.	P870, 5750	Kraus, S.	P4576
Kosmachova, E.D.	P533	Kovacs, K.	P5363	Kraus, W.E.	P1671, 2365, P2677
Kosmala, W.	P773, P2678, 4037	Kovacs, M.J.	P1431	Kraus, T.	P6297
Kosmalski, M.	177	Kovalchuk, S.	P566	Kravos, A.	P6411
Kosowski, M.	P817, P5253	Kovalcikova, J.	P2178	Krawczyk, J.	P2197
Kossack, M.	P3558	Kovaleva, I.	1368	Krawczyk, K.	P5910
Kossmann, S.	P3708, P4549	Kowalick, J.T.	P892, P3604	Krawczyk, M.	P3475
Kostareva, A.	P2714	Kowalick, J.	2379, P2875, P6285, P6580	Krawczyk-Ozog, A.	P5389
Kostelidou, T.	P2583	Kowalik, I.	P791, P4740, 5741	Krcova, V.	4215
Koster, R.W.	1303	Kowalski, I.S.G.	P5486	Kre, T.N.	P2710
Kostic, S.	P2709, P4303	Kowalski, O.	P1652, 2379, P3331, P6285	Krebsova, A.	P3723
Kostis, J.B.	P4799	Kowalski, W.	P3540	Krecioki, J.	P4321, P5242, P5399, P5401, P6102
Kostis, W.J.	P4799	Kowase, S.	P1159	Kreke, M.	P2614
Kostkiewicz, M.	P6261, P6510	Kowey, P.R.	P3479, P3482, P3562	<b>Kremastinos, D.T.</b>	<b>384</b>
Kostomitsopoulos, N.	P742	<b>Kownator, S.</b>	<b>270</b>	Kremzer, A.	P2646
Kostopoulou, A.	P3514	Kownator, S.	977	Krenning, G.	P702
Kostov, J.	P6195	Koyabu, S.	P1820, P2203, P4730	Kretov, E.	P2537
Kostrubiec, M.	P4127, P4703	Koyak, Z.	P637	Kretowski, A.	P4567
Kostyukovich, O.I.	P5481	Koyama, J.	P2684	Kretschmer, A.	P3122
Kosyge, H.	P1821, P4080	Koyama, K.	P4547	Kretzler, L.	P1490
Kosuge, M.	P235, P4607, P4617	Koyama, T.	P729	Kretzschmar, D.	P1520
Koszegi, Z.	P1835	Koyama, Y.	P5336, P5349	Kretzschmar, T.	P6507
Kosztin, A.	P729	Kozak, M.	P4129, P6411	Kreutz, R.	3071, P4124
Kotamaki, M.	1355	Kozakiewic, K.	P5520, P6123	<b>Kreutz, R.K.</b>	<b>381</b>
Kotani, K.	P911	Kozakova, M.	P4429	Kriebardis, A.	P6558
Kotani, Y.	P5296	Kozan, O.	P4350, P4585	Kriechbaumer, L.	P2888
Kotas, R.	P5485	Kozanecki, A.	P4715, P5567	Krieg, V.	P224, P1771, P3351
Kotecha, D.	P1531, 1995, P2545, P2558	Kozanitou, M.	P2479	Krieger, J.E.	P5500
Kotecha, T.	P869, P1773, P6544, P6545	Kozasa, Y.	P5177	Krijnen, P.A.J.	5862
Kotooka, N.	P761	Kozhevnikov, D.A.	P1477	Krikunov, A.	P566
Kotoulas, C.	P1620	Kozhuharov, N.	P1196, P2663, P4783	Krinochkin, D.V.	P2686, P3766
Kotrc, M.	1317	Koziej, M.	P5389, P5395	Krishnan, P.	P6225
Kotsakou, M.	P492	Kozierkiewicz, A.	2379, P6285	Krishnan, S.M.	P4977
<b>Kotseva, K.</b>	<b>214</b>	Koziolova, N.	P6583	Krisper, M.	P3591
Kotseva, K.	137, 274, P1185, P3344, P5512	Kozlik-Feldmann, R.	P2470	Kristanto, W.K.	P4701
Kotsiourous, G.	P4372	Kozlowska, M.	2127	Kristensen, A.	P5635
Kotsis, V.	P562	Kozluk, E.	P4703	Kristensen, J.U.	P4767
Kotslova, A.A.	P1613	Kozu, K.	P3499	<b>Kristensen, S.D.</b>	<b>213, 322</b>
Kotta, M.C.	P1786	Kozuki, A.	P766	Kristensen, S.D.	2222, P3554, 6008
<b>Kottkamp, H.</b>	<b>78</b>	Kozuma, K.	P1466, P1859, P6523	Kristensen, S.L.	1016, P1629, P1673
Kottkamp, H.	4887	Kraaijenhagen, R.	P852, P3421	Kristiansen, J.	P3554
Kotwica, T.	P2678	Krabatsch, T.	4842	Kristiansen, O.	P760, P5379
Kou, S.	P865, P2433	Kraenkel, N.	P500	Kriitharides, L.	P1548, P4698, P5006
Kouam Kouam, C.	P1146	Krafft, A.	4281, P4551, P4552	Krittawanong, C.	P200, P1428, P2148
Kougame, N.	P597, P1630, P6374	Kragballe, K.F.	P4398	Krittayapong, R.	P1724
Kougo, T.	P2821, P5633		P4749	Krivenko, V.I.	P2514
Koukunen, H.	P5509				
Koul, S.	P516, P936, P2530, P4777, 5078				
Kouraki, K.	5883				

## Chairpersons & Judges / Speakers & Discussants / Authors Kri – Kwa

NAME	PAGE(S) / PROGRAMME NR(S)	NAME	PAGE(S) / PROGRAMME NR(S)	NAME	PAGE(S) / PROGRAMME NR(S)
Krivolapov, S.N.	P6266	Kuharic, J.	P5925	Kurita, N.	P3436, P4438
Kroeller Schoen, S.K.S.	P4104	Kuhls, S.	P2606	Kurita, T.	P1191, P1820, P2203, P3756, P4730
Kroeller-Schoen, S.	P722, P4106, P4110, P5411	Kuhn, E.	P839	Kuriyama, N.	P1852, P2456, P6223
Kroft, L.J.M.	P528	Kuhne, M.	4000, P6292, P6304	Kurjata, P.	P6123
Krogmann, A.O.	P4523	Kuhner, M.	P4121	Kurl, S.	P786, P1683
Krolkowski, T.	P6220	Kuhr, K.	P2497	Kurniati, N.	P875
Kromhout, D.	P3657, P4609	Kuijpers, J.M.	P246, P247, P2813	Kurobe, M.	P2532, P3354, P3751, P4964
Kronborg, M.B.	P6259	Kuiper, H.R.M.	P4468	Kuroda, K.	P1860
Kronusova, E.	5090	Kuiper, M.	2366, P4777	Kuroda, M.	P843, P1740, P1860, P2494, P4708, P5935, P6392
Kroon, A.A.	P799, 3996	Kuivanen, A.	P3549, 4940	Kuroda, S.	P5230
<b>Krstacic, G.</b>	<b>136, 214, 269</b>	Kujiraoka, T.	P5612	Kuroda, Y.	4288, P4771
Krstacic, G.	P473, 4178	Kuklik, P.	P4468	Kurogi, S.	P1604
Kruchinin, V.N.	P5163	Kuklis, E.	P2695	Kuroi, A.	P2442, P2829, 3082, P4353, P5591
Kruchinina, M.V.	P5163	Kukula, K.	2046	Kuroiwa, N.	P6564
Krueger, H.	4271	Kukulski, T.	P1652, P3331	Kuroki, K.	P1159
Krug, J.	P3494, P4484	Kukuy, A.	6044	Kuroki, N.	6058
Kruger, A.	P2648, 4834	Kul, S.	P4443	Kuroko, Y.	P5296
Kruglikova, A.	P2174	Kulakowski, P.	P3499	Kuroki, J.	P636
Kruglikova, A.S.	P4639	Kulczycki, A.M.	P6340	Kurosaki, K.	P1159
Kruk, M.	2046, P4396, P4740	Kulkov, A.A.	P6309	Kurosawa, K.	P3375, P3376
Krul, S.P.J.	P4469, P4488	Kulkowski, E.	P2837	Kurosawa, R.	2131, P6313
Krum, H.	P3614, P4563	Kulkami, K.R.	P833	Kurozumi, M.	P6427
Krumerman, A.	P2555, P2557	Kull, B.	P5435	Kurpesa, M.	P2856, P5485
Krupienicz, A.	P4651	Kullak-Ublick, G.A.	P711	Kurt, R.	P1492
Krusell, L.R.	1890	Kumada, Y.	P486, P612, P2431, P2519	Kurt, M.	P5909
Kruszewski, M.	P4599	Kumagai, A.	P5217	Kurtoglu, E.	P787, P824
Kruzliak, P.	P4397	Kumagai, K.	P4494, P5340	Kurushka, T.V.	P678, P1792, P3730
Krychtiuk, K.A.	1259, P4782, P4800, P4801	Kumagai, N.	P3121, P4730	Kurzawski, J.	P5656, P6105
Kryvanos, A.	P1384	Kumagai, Y.	P4464	Kurzawski, J.	265, P3350
Kryze, L.	2382	Kumar, A.	P520, P5195	Kus, G.	P787
Krzysztofik, J.	P1175	Kumar, N.	P5471	Kusano, K.	P1179, P1560, P1643, P3473, P3613, P4314, P4980, 5980, P6272, P6295
Krzywicki, D.	5986	Kumar, R.	P2419	Kusayama, T.	P1551
Ktai, T.	P6368	Kumar, S.	P4466, P4553, P4689, P6293	Kuschnerus, K.	4281, P4551, P4552
Kuate, L.	P1146	Kumarathurai, P.	P760, P2510, P5379	Kuschnir, M.C.C.	P818
Kubanek, M.	P3723	Kumasaka, L.	P1768	Kushida, Y.	P948, P5618
Kubler, P.	P5253, P5901	Kumbhani, D.J.	4061, P4131	Kushima, R.	P539
Kubo, K.	P6253	Kume, T.	P252, P903	Kushnir, S.	P3750, 5987
Kubo, S.	P859, P1735, P3410, P4096	<b>Kunadian, V.</b>	<b>140</b>	Kushwaha, S.	P2412
Kubo, T.	P2442, P2829, P2848, 3082, P4353, P4719, P5591	Kunadian, V.	985, 3008, P6231	<b>Kusjagic, Z.</b>	<b>325</b>
Kubo, Y.	P2675, P3669, P4757, P5233	Kundi, H.	P3796	Kusmierczyk, M.	P4599, P4998
Kubota, A.	P3555	Kunii, H.	P1769	Kusnierz, J.	P3499
Kubota, I.	P1637, P1733, P2512, P2515, P2733, P4464, P4602	Kunimura, A.	P1404, P3676, 4252	Kuss, O.	P5514
Kubota, K.	P5920, P6167	Kuniromi, A.	P5334	Kusunoki, H.	3998
Kubota, N.	P1743	Kuniss, M.	P2547, P5333, P5353	Kusunose, K.	P592, P1806, P2552, P6556
Kubota, S.	P1438, P3349, P5561	Kunitomi, A.	P680	Kusuoka, H.	P4581, P5434, P6378
Kubota, T.	P652, P663, P672	Kuno, A.	P1600, 2100, P2639, P5185	Kutarski, A.	P221, P3532, P3536, P6264
Kuchynka, P.	P5566	Kuno, T.	P4402	Kutikhin, A.G.	P3698
Kuck, K.-H.	1278, 1906	Kunschitz, E.	P3624	Kutty, S.	P892
Kuck, K.H.	4269, 6610	Kunstyr, J.	P5554	Kutyifa, V.	P691, 1892, 5060
Kucukdurmaz, Z.	P4350, P6475	Kuo, F.Y.	P5474	Kutzner, J.	P1392
Kucukoglu, S.	P4585	Kuo, J.K.	P768	Kuulasmaa, K.	P503, P504, P1581, P2191, P6234
Kucukseymen, S.	P787	Kuo, J.Y.	P1397, P1440	Kuusisto, J.K.	P2457
Kuder, J.	5875	Kuo, S.-C.	P3390	Kuwabara, Y.	2129, P3138, P5562
Kuder, J.F.	P5600	Kupari, M.	P2194, P3476, P4333, 5863	Kuwahara, K.	2129
Kudlicka, J.	P4558	Kupatt, C.	P222, 2127, P2160, P6319, P6467	Kuwahara, T.	P652, P663, P834, P1471, P2683, P5347
Kuebler, W.M.	P3141	Kupczynska, K.	P898, P2445, P3800	Kuwano, K.	P5546
Kuechler, G.	P6179	Kupke, M.	P5226, P5227	Kuwata, S.	P865, P2777, P5937
Kueest, S.M.	P794	Kupriyanova, A.G.	P2800, P6501	Kuyumcu, S.	P4705
Kuehl, C.	P6467	Kurabayashi, M.	P489, P1674, 5105, P5444, P5445	Kuzmichkina, M.	P608
Kuehl, U.	P1787, P3623, P5570	Kuragaichi, T.	P5220	Kuznetsov, V.A.	P2686, P3633, P3766, P6125
Kuehnast, S.	P1171	Kuramitsu, S.	P3406, P3420, P3449	Kuznetsova, T.	P1665, P4598
Kuehne, M.	P2607, P3328, P4478	Kuramitsu, S.	P1815	Kuznik, A.	P554
Kuempers, P.	P224, P3351	Kurbanov, R.D.	P3797	Kvakkestad, K.M.	P1194
Kueth, F.	6611	Kureishi Bando, Y.	2057, P5409	Kvist, T.	P6404
Kufner, S.	P5263	Kureishi-Bando, Y.	P751, P4983	Kwack, C.H.	P5626
Kuga, Y.	P4394	Kurek, A.	P477, 1012, P3505, P4603, P6358		
Kuganesan, A.	P5160	Kurganovich, I.	P2498		
Kuhara, S.	P2705	Kuribayashi, T.	P3664		
		Kurisu, S.	P6489		
		Kurita, A.	P1871, P4736		

## Chairpersons & Judges / Speakers & Discussants / Authors Kwa – Lan

NAME	PAGE(S) / PROGRAMME NR(S)	NAME	PAGE(S) / PROGRAMME NR(S)	NAME	PAGE(S) / PROGRAMME NR(S)
Kwak, C.H.	P3447	Lacroix, P.	P1469, P2395	Lambert, G.W.	P610, P2633, P3404
Kwan, R.	P481	Lacroix, P.H.	P3665	Lambert, J.	P1372, P2467
Kwan, T.	P606	Lacroix, V.	P521	Lambert, L.	1288
Kwasiborski, P.	P6522	Lacunza Ruiz, J.	P3415	Lambert, Y.	P5654
Kwasniewska, M.	P5520	Ladeiras-Lopes, R.	1893, P4115	Lamberts, M.	P1583, 1878
Kwiatkowska, B.	P4740	Lador, A.	P1836, P3803	Lamberts, M.L.	P2568
Kwiatkowski, P.	P6522	Ladouceur, M.	377	<b>Lambiase, P.</b>	<b>78</b>
Kwok, C.S.	P210	Ladron, R.	P3701	Lambiase, P.	168, 335, 2384, P5331
Kwon, C.H.	P662, P4520	Laeis, P.	P1533, P2571, 5967	Lamblin, N.	P5595, P5620
Kwon, D.	P520	Laenen, G.	P3798	Lambolely, L.	P5429
Kwon, H.C.	P6240	Lafleur, J.L.	4071	Lambrechtsen, J.	P1853, P4358, P6404
Kwon, H.J.	P919, P5636	Laforet, P.	1138, 5973	Lambrinidis, G.	P2740
Kwon, H.M.	P925, 3304, P3568	Laforgia, P.L.	P1675, P4348	<b>Lambrinou, E.</b>	<b>126</b>
Kwon, J.B.	P4952, P5232	Laftha, A.	P6115	Lambrinou, E.	264, 1235
Kwon, J.W.	P1149	Lage, R.L.	P5241	Lambrinou, E.	P2476
Kwon, S.M.	P6325	Lagerqvist, B.	P2530	Lameir, M.	P1807
Kwon, S.W.	P925	Lagjou, F.	P2502, P4390	Lameira, R.	2142
Kwong, W.J.	P4970	Lago, F.	P1596, P1611, P3600, P4564	Lamendola, P.	P1809
Kyle, D.	P2885	Lagrand, W.	4233	Lamfers, E.J.	P4795
Kylintireas, I.	P5215	Lagrange, J.	P4549	Lamhaut, L.	P6110, P6112
Kyndt, F.	1134, P3469	Laguna, P.	2140	Lamich, R.	P2653
Kypta, A.	P2616	Lahdenoja, O.	4237	Lammers, J.	P4795
Kyriakides, Z.S.	P5270, P6188	Laherran Rodriguez, E.	P3131	Lammertsma, A.	P6520
Kyriakou, T.	P6327	Lahm, H.	P1393, 4295	Lammertsma, A.A.	4242
Kyriazopoulos, K.	P2151, P4304, 5990	Lahoz, A.	P4462	Lampropoulos, K.	P2851
Kyto, V.	P1826, P4655, P5573	Lahrman, B.	P1654	Lamy, A.	P1509
Kyyak, Y.	P6546	Lahrman, C.	P4523	Lan, W.R.	P768, P1397
L Christensen, N.	P4954	Lahtela, H.	P3453	Lanas, F.	P3435
L Nielsen, M.	P4954	Lai, A.	P5179, P5447	Lancellotti, P.	460, 993, 2311, 2313, 2943, 2944, P4543, 5109
L'allier, P.L.	3075	Lai, C.T.M.	P4728	Landau, H.	P1172
La Brocca, L.	P657	Lai, L.P.	P3538	Landes, S.	P967
La Carrubba, S.	P1626, P1648, 4929	Lai, R.K.	P2199	Landes, U.	116, P6464
La Gerche, A.	P3651, 4030	Lai, Y.H.	P768, P1397, P1440, P2728, P3639	<b>Landmesser, U.</b>	<b>79, 357</b>
La Meir, M.	P935, 1054	Laine, M.	P4600, P6569	Landmesser, U.	P505, P718, P1171, P1504, 2101, 2970, P3352, 4281, P4538, P4551, P4552, P4570, P4673, P5182, 5673, 5675, 5677
La Neve, F.	P494	Lainscak, M.	2339, P4323	Landolina, M.	1098, P3504, P5365, P6300, P6306
La Rosa, C.	P3527	Laipanov, A.I.	P2753	Landoni, G.	2115
La Russa, F.	P2182	Lairez, O.	P6557	Landreani, F.	P4379
Laake, K.	P6542	Laissy, J.-P.	6084	Lane, D.	P4328, P4982, P6444
Laakkonen, J.	P3549	Laissy, J.P.	P6466	Lane, D.A.	P2558, P2585, 4253, P5522, P6434, P6443, P6445
Laali, M.	P4666	Laissy, J.P.L.	P5574	Lane, F.	P883
Laali, M.L.	P6407	Laitinen, I.	6005	Lane, R.	P1155, P2500, P4091, 5149
Laarej, K.	P3799, P5390	Laitinen, J.T.T.	4940	Lane, T.L.	P4955
Laarje, A.	P886	Laitinen, T.	P1476	Lanfranchi, L.	P211
Laatikainen, T.	278	Laitinen, T.M.	P6159	Lang, C.	P5924
Labadet, C.D.	P488	Laitinen, T.P.	P6159	Lang, C.C.	1018, 6078
Labalette-Bart, M.	P4616	Lajat-Kiss, F.	P6477	Lang, D.	P4335
Labata, C.	P2884, P5659	Lajou, J.	P6477	Lang, F.	1874
Labata Salvador, C.	P3747	Lakatos, B.	P729	Lang, I.	P753, P2888, 4833, 6092
Labate, V.	2256	Lakatos, E.K.	P2865	<b>Lang, I.M.</b>	<b>130</b>
Labombarda, F.	P1187	Lakatos, P.	P2695	Lang, I.M.	1339, 1369, P1762, 1938, 2122, P2853, P3132, 3288, P3789, 4266, P5183, P6487
Laborde, F.	P842	Lakatta, E.D.	P6395	Lang, S.	P1443, P3563, P4316, P4357, P4510
Laborne, F.X.	P5654	Lakdawala, N.K.	P4981	Lang, T.	P2505
Labreuche, J.	P848	Lakkireddy, D.	P2404	Langan, N.	P5302
Labus, M.	P3518	Lakkireddy, D.J.	3300	Langbein, A.	P1490, P5330
Lacambra-Blasco, I.	P1424	Lakkisto, P.	P1644	Lange, M.	4287
Lach, C.	P944, P5661	Lakman, I.A.	P6423	Lange, R.	P1393, P2423, 4295
Lachaud, C.	P5568	Laliberte, F.	P3813, 5964	Lange, T.	P892
Lachaud, M.	P5568	Lall, K.	P5930	Langedijk, M.	P2872
Lachman, S.	P240	<b>Lam, C.S.P.</b>	<b>215</b>	Langenbrink, L.	P4444
Lachmann, T.	P4384	Lam, C.S.P.	1026, 1136, P2677, P2737, P3391, P3649, P4555, P5521, P6355	Langenickel, T.	P3124
Lachmann, V.	P4427	Lam, S.C.C.	P5601	Langeois, M.	P623, P2399
Lackner, K.	P1174, P1616, P2187, 2368, P4628	Lama, N.	P3365		
Lackner, K.J.	P814, P920, P2871, P4793, P5411, P6118	Lamarre-Cliche, M.	P4089		
Lacko, S.	P4558	Lamas, C.	P4994		
Lacoin, L.	P2542, P2544, P2562, P2582, P2599	Lamata, P.	4913		
Lacolley, P.	P1378, P2649	Lambadiari, V.	P937, P3656, P4351, P6321		
Lacour, P.	P2590	Lambardi, F.	P664		
Lacroix, C.	P2795	Lambert, B.	2266		
		Lambert, D.	P2649		
		Lambert, G.	447		

## Chairpersons & Judges / Speakers & Discussants / Authors Lan – Lee

NAME	PAGE(S) / PROGRAMME NR(S)	NAME	PAGE(S) / PROGRAMME NR(S)	NAME	PAGE(S) / PROGRAMME NR(S)
Langer, H.F.	P5539	Lau, D.H.	P4466, P4468, P6293	Lazaros, G.	P735, P845, P1142, P1180,
Langer, R.	4864	Lau, E.	3915		P2192, P2198, P2650, P3678, P3692,
Langesaeter, E.	P784	Lau, J.	P1548		4045, 4047, P4471, P4641, P4648, 4931,
Langova, R.	2382	Lau, J.K.E.	P4698, P5006		P5191, P5297, P6408, P6431, P6504,
Langrish, J.P.	P2731	Lau, J.Y.W.	4059		P6505, P6560
Langslet, G.	5802	Lau, W.R.	P2879	Lazarova, M.	P1427
Langtved Pallisgaard, J.	P3139, 5963	Lau, Y.H.	P2879	Lazarovitch, T.	P4780
Lanitis, T.	5969	Laub, A.	P626	Lazarus, A.	5973
Lankadeva, Y.R.	P4416	Laubach, J.P.	P2794, P4956	Lazdam, M.	5988
<b>Lankeit, M.</b>	<b>265</b>	Laubach, M.	5989	Lazkani, M.	P5231
Lankeit, M.	161, 162, 164, P224, P1771, 2357, P3351, P4695, P4696	Laubert-Reh, D.	P2187	Lazou, A.	P2740
Lanska, V.	270	Laue, S.	P1393	Lazure, P.	3147, 3148
Lantelme, P.	P4418	Lauer, B.	P2823, P5657	Lazzarini, E.	P882
Lanters, E.A.H.	P4472, P4475, P4504	Lauersen, M.L.	P4491	Lazzero, M.	P6563
Lanz, H.	1879, 5875	Lauffer, G.	P3569	Lblik, D.	P2171
Lanz, J.	P4675	Lauffer Perl, M.	P5541	Le, T.T.	P3675
Lanza, D.	P3575, P6260	<b>Laufs, U.</b>	<b>27, 199, 321, 365</b>	Le Breton, H.	P938, 1364, P3745, 5739
Lanza, G.A.	P1809	Laufs, U.	391, P1166, 1968, P2172, P3388, P3389, P4561, 5018, 5116	Le Cocq D'Armandville, M.	P2813
Lanzillo, C.	P887	Laugaudin, G.	P1587, P2565	Le Feuvre, C.	P3445, P4095, 5743
Lapa, C.	P4082	Laugier, S.	P3641	Le Guludec, D.	P521, P2387, P2795, 5141, 5144
Lapetra, J.	P6441	Laugwitz, K.-L.	P1393	<b>Le Heuzey, J.-Y.</b>	<b>198, 311, 320</b>
Lapostolle, F.	P5654	Laugwitz, K.L.	5068, P5263, P6319, P6467	Le Heuzey, J.-Y.	P1533, P2571, 3003, 4225, 4893
Lapshin, K.	P5645	Laukkanen, J.A.	P786, P1683	Le Heuzey, J.Y.	P2548, P2596
Lapunzina Abadia, P.	5753, 5754	Launay-Vacher, V.	P3810	<b>Le Marec, H.</b>	<b>83</b>
Laranjeira, A.	P2157	Laurans, L.	P4978	Le Marec, H.	P632, P3469
Laranjo, S.	P1795	Laurendeau, C.	P1717, P5498	Le Mercier, A.	4285
Lareva, N.	P5415	Laurent, G.	1138	<b>Le Tourneau, T.</b>	<b>199</b>
Laribi, S.	P3341	Laurent, S.	5759, P5890	Le Ven, F.	6082, P6481
Laricchia, A.	P4432	Lauri, G.	P5596	Leal, A.	P1486
Larionov, A.A.	P515	Lauria Pantano, A.	P1845	Leal, C.	P2434
Laroche, C.	1128, P1529, P1538, P1549, 3064, P3110, P4621, 6603	Lauriers, N.	P5592, P6429	Leal, J.M.M.	P3526
Larochele, P.	P4089	Laurinavicius, A.G.	3950	Leal, M.	P3769, P5655
Larranaga, J.	P3361	Laurindo, F.R.	P2689	Leal, T.C.A.T.	P6561
Larrea, R.	P2653	Laurin, F.R.M.	P795	Leao, S.	P747, P929, P3444, P4661, P5569
Larsen, A.I.	P5624	<b>Lautamaki, R.</b>	<b>273</b>	Lear, P.V.	P1596
Larsen, B.S.	P2510, P5379	Lauten, A.	P840, P4673	Lebedev, D.	P2164, P6266, P6282, P6287
<b>Larsen, C.T.</b>	<b>19, 27</b>	Lauten, A.L.	P1520	Lebedev, D.S.	P1388, P2165
Larsen, C.T.	58	Lautsch, D.	277, P830, P835, P1714, P2713, P4986, P4989	Lebedeva, A.	P4528
Larsen, J.M.	189	Lav Madsen, P.	P895	Lebedeva, V.	P2164, P6282, P6287
Larsen, K.O.	P1582	Laval, D.	P6382	Lebedeva, V.K.	P2165
Larsen, M.L.	P1163, P2699, 2960	Lavall, D.	P4561	Leber, R.	P1679, P4779
Larsen, T.B.	1356, P6551	Lavda, M.	P4434, P5297, P5537	Leberherz, C.	P5410
Larsson, A.	P1734, P6229, P6233	Laveau, F.	P3359	Lebivic, L.	P1469
Larstorp, A.C.	P5250	Laven, J. S.E.	P4626	Lebourgeois, B.	P6339
Lasala, J.	P1741	Laven, J.	P3645	Lebreton, G.	P4666
Lasek-Ball, A.	P2589	Laver, D.R.	P4512	Lech, P.	P2880
Lasica, R.	P3384, P3749, P6420	Lavergne, D.	P886	Lechner, K.	P2853
Laskar, M.	P1444, P3748	Lavi, I.	P474	<b>Leclercq, C.</b>	<b>311</b>
Lassen, J.F.	4232	Lavie, C.	4168, 4914	Leclercq, C.	170, P752, 1221, P1420, P1518, 2305, 3274, P3528, 3919, 4006, 4890, P6096
Lassner, D.	P1787	Lavorgna, A.	P3631	Leclercq, F.	P1195, P3445, 5139
Lassus, J.	3051, P4787, P5198	Lavos, N.	P2851	Lecut, C.	P4543
Lassus, J.P.	P1644, P1663	Lawlee, E.	5751	Lederlein, D.	P1836, P3803
Laszczynska, O.	P972, P3781, P4661	Lawler, C.	P1741	Lederman, R.J.	P5214
Latal, J.	P651	Lawlor, D.	P1475	Ledermann, B.	P1195
Latappy, M.	P5429	Lawlor, D.A.	3946, P5502	Ledwoch, J.	P214, P617
Laterra, G.	P4683	Lawson, F.C.	P1173	Lee, A.C.	4191
Latib, A.	27, 303, P1144, 1278, P1750, 2115, 2281, P5261	Layland, J.	P4638	Lee, A.P.	4937
Latini, R.	2374	Layton, J.B.	P4640	Lee, B.H.	P3134
Latsios, G.	P845, P853, P1142, P3692, P3706, P4319, P4648, 4931	Lazarev, P.	1368, 2265	Lee, B.Y.	5972
Latsios, P.	P492	Lazaris, E.	P6188	Lee, C.	P5172
Lattarulo, M.S.	P1632, P1642, P1649, P2146, P2643, P6375	Lazaro Fernandez, E.	P5283	Lee, C.H.	P926, P951, P1591, P3775, P4649, P5355, P5529
Lattuca, B.	P1195, P1701, 5139	Lazaro Garcia, R.	P3694	Lee, C.J.	2295, P2561, 5756, 5763, P6176
Latuszynski, K.	P778	Lazaro Mendes, S.	P3373, P4732	Lee, C.S.	P6418
Latz, E.	P4525	Lazaro Salvador, M.	399, 5962	Lee, C.W.	P1625, P2710, 4244, P6353, P6376
Lau, C.P.	P2591	Lazaro-Salvador, M.	P6488	Lee, D.	P5619
Lau, C.S.	P5225				



## Chairpersons & Judges / Speakers & Discussants / Authors Lee – Leu

NAME	PAGE(S) / PROGRAMME NR(S)	NAME	PAGE(S) / PROGRAMME NR(S)	NAME	PAGE(S) / PROGRAMME NR(S)	
Lee, D.H.		P6519	Lee, S.Y.	P1813, P2755, 3308, P4676, P5637	Lembo, M.	P2184
Lee, D.J.		P3523	Lee, T.	2047, P2529, 2989, P3808, 4059,	Lemesle, G.	P5595, P5620, 5816, P5902,
Lee, D.S.	1019, P1813			P6531		P6569
Lee, D.Y.		P621	Lee, V.	P2737, P5521	Lemieux, J.	P3375, P3376
Lee, E.	P1710, P1737		Lee, V.W.Y.	P4479	Lemogne, C.	P829
Lee, E.C.Y.	1136, P3391		Lee, W.C.	290	Lemoine, E.	P1507
Lee, E.M.		P3134	Lee, W.J.	P3523, P4950, P5228, P5619	Lemos, P.A.	P2162
Lee, E.T.		3230	Lee, W.Y.	P2155	Lemstrom, K.	P1512
Lee, H.	P3736, P4406		Lee, Y.-G.	P6311	Lena, F.	P4966
Lee, H.C.	P2524, P3586, P4414, P5255		Lee, Y.-S.	P4506	Lenarczyk, R.	P1652, 2379, P2875, P3331,
Lee, H.I.		P5913	Lee, Y.	P4636, P5619		P6285
Lee, H.J.		P501, P1544	Lee, Y.G.	P6236	Lenarczyk, R.L.	398
Lee, H.O.		P3407	Lee, Y.S.	3304, P3589, P4519, P6302	Lencer, N.	P2688
Lee, H.W.	P2524, P4414, P5255		Lee, Y.W.	P3586	Lencioni, M.	P2558
Lee, H.Y.	269, P2517		Leenders, G.E.H.	P6279	Lendines, A.B.	P6334
Lee, J.-G.		P6548	Leenhardt, A.	P632, P3469	Leng, S.	P899, P3572
Lee, J.-H.	P604, P2176, P2392, P2522		Leesar, M.	P522	Lenglet, S.	P2631
Lee, J.	P550, P4419, P6104		Leeson, P.	P1403, 4913, 5835, 5988, P6327	Lennartsson, S.	P1573
Lee, J.B.		P3589	Leetmaa, T.	1890	Lenting, P.J.	P848, P5902
Lee, J.D.		P3658	Lefebvre, P.	P3813, 5964	Lenz, M.	P4782, P4800, P4801
Lee, J.H.	P662, P919, P1448, P1653, P1728, P3134, P3713, P4118, P4360, P4520, P4541, P5266, P5370, P5589, P5636, 5737, P5923, P6403		Lefevre, C.	P3359	<b>Lenzen, M.J.</b>	<b>126</b>
			Lefevre, C.	P2542, P2544, P2562, P2582, P2599, P2608	Lenzen, M.J.	310, P6193
			<b>Lefevre, T.</b>	<b>204</b>	Lenzi, A.	P4550
Lee, J.K.		P4116, P4568	Lefevre, T.	P570, P578, P2160, 2278, 4270, P4674, P5536, P6215, P6216	Leon, D.A.	P5503
Lee, J.K.T.		5773			Leon, M.B.	P3439, P4308, 6016
Lee, J.M.		P3432	Lefkovits, J.	6600	Leon, V.	P3743, P4442, P5423, 6043
Lee, J.W.		P213, P2716	Lefkowitz, M.P.	P230	Leonardi, S.	P1864, 3306, P3441, P5630
Lee, J.Y.		P2202	Legget, M.E.	P4631	Leone, A.M.	4294, P4966
Lee, K.		P2564	Leggewie, S.	P5603	Leone, M.	P1632, P1642, P1649, P2146, P2643, P6375
Lee, K.H.		P215, P5919, P6446	Legrand, L.	P3611	Leone, O.	P622, P1186, P2397
Lee, K.J.		P3801	Legrand, V.M.	2943, 2944	Leong, D.	P1645
Lee, K.M.		P1841, P3418, P6208	Leguerrier, A.	P5528	Leong, J.H.L.	P4701
Lee, K.S.		P2202	Lehmann, N.	P4949	Leoni, L.	P5365, P5377
Lee, K.Y.		3304, P4950, P5228	Lehmann, S.	P6396	Leontiadis, E.	P2687
Lee, L.		2893	Lehnart, S.E.	P2171, 4861	Leontjev, A.	P3628
Lee, L.V.		273, P5927	Lehrke, M.	P5410	Leontyev, S.	P5523, P5531, 6616
Lee, M.-G.		P6187	Lehtimäki, T.	3946, P5503	Leopold-Jadczyk, A.	P1652, P3331
Lee, M.-H.		P4490	Lehto, M.	1355, P2516	Leosco, D.	P1599, P3599
Lee, M.		P485	Lehtonen, J.	P2194, P3476, P4333, 5863	Leosdottir, M.	P2708, P3127, P4113
Lee, M.H.		P501, P629, P630, P688, 1059, P1541, P1542, P1577, P2581, P3489, P3568, P3736, P5317	Lei, L.	1308	Leow, K.L.	P2710
			Lei, X.	P3141	Lepage, L.	P540, P2768
			Leibowitz, M.	P1387, P4101	Lepillier, A.	P2598
Lee, M.Y.		P3134	Leihner, A.	P815, P4612	Leprince, P.	P1510, 4230, P4666, P5528
Lee, N.		4059	Leiner, T.	4069, 6604	Leprince, P.L.	P6407
Lee, O.H.		P1480	Leipsic, J.	1890, 3259, P4431, P4948, P4951, P5216	Lequintrec, J.S.	P1794
Lee, P.-T.		P725	Leipsic, J.A.	4242	Lerakis, S.L.	P3697
Lee, P.A.		P4981	Leisch, M.	P2616	Leren, I.S.	P1141, P1779, P4362
Lee, P.S.S.		P2712	Leistner, D.	P4673	Lerman, A.	P228, P964, 2030, P6328
Lee, R.		P610	Leite, L.	P3373, P4732, 4933, P6150	Lerman, L.O.	P964
Lee, S.-C.		P862	Leite, S.	P1594	Lerman, L.O.	P228
Lee, S.-H.		P2504	Leite-Moreira, A.	P1749, P2489	Leroy, S.	4932
Lee, S.-P.		P2504	Leite-Moreira, A.F.	P1594, P2481, P2490, P4115, P5400, P5406, P6491	Lesche, D.	P732
Lee, S.-Y.		P2392	<b>Leiter, L.</b>	<b>193</b>	Leschev, H.	2116
Lee, S.	P222, P2443, P2695, 6075, P6364		Leiter, L.	1922, 1925, 1927, 1928	Lesniak-Sobelga, A.	P618, P5587
Lee, S.C.		P847, P4112, P4720	Lejeune, D.	5964	Lesniak-Sobelga, A.M.	P6510
Lee, S.E.		P5159, P5192	Lekakis, G.	P937	Lesny, P.	P4594
Lee, S.H.		P213, P250, P1813, 2295, P2716, P3523, P3801, P4441, P4636, P4739, P5413, P5619, 5756, 5763, P6176, P6342, P6364, P6519	<b>Lekakis, J.</b>	<b>197</b>	Lessick, J.	P3590, P5223
			Lekakis, J.	P820, P1418, P1499, P1668, P2145, P2741, P2849, P3429, P3577, P3656, P3792, P4086, 4194, P4351, P4412, P4589, P6181, P6321, P6329	Lestuzzi, C.	P3805
Lee, S.I.		P3523, P5413, P6342	Lekakis, J.L.	176, 1123, P1624	Leszek, P.	2255, 2259, 2373, P4599, 5127
Lee, S.J.		P4562	Lekavich, C.L.	P777	Leth, S.	P3130
Lee, S.K.		P1680, P2155, P3426	Lekston, A.	1012, P1851, P1873, P2204, P3338, P3353, P4603, P6194, P6358	Leticier, A.	P713, P1169
Lee, S.M.		P5529	Lelouche, N.	P1518, P3528	Letizia, C.	5983
Lee, S.P.		P523	Lemaire, N.	P5595	Leto, R.	3963
Lee, S.R.		P1544, P2202, P2842, P2857, P4460, P4480	Lemaire, S.	2284	Letourneur, D.	4284
					Letsas, K.P.	3297
Lee, S.W.-L.		P6567, P6568			Lettieri, C.	3306, P6135
Lee, S.W.		P2842, P2857, 4244			<b>Lettino, M.</b>	<b>88, 94, 255, 367</b>
Lee, S.W.L.		P5251, P5601			Lettino, M.	4898, P6135
					Leu, H.-B.	P3390

## Chairpersons & Judges / Speakers & Discussants / Authors Leu – Lin

NAME	PAGE(S) / PROGRAMME NR(S)	NAME	PAGE(S) / PROGRAMME NR(S)	NAME	PAGE(S) / PROGRAMME NR(S)
Leu, S.	290, P2509, P2513, P2632, P3544, P4960, P6316	Li, Y.H.	P559	Lima, F.G.	P5602
Leube, R.	5130	Li, Y.P.	P4747	Lima, J.	P747, 1893, 5867, P5888
Leung, M.	P1429, P1502, P1566, P2765, P4355, P5160, P6269	Li, Y.S.	1345, P5564	Lima, J.A.	5138
Leung, R.	P1840	Li, Y.Y.	P1456	Lima, J.A.C.	3820
Leurent, G.	P938, 1364, P3745	Li, Z.	P1378, P2649, P4557	Lima, M.F.	P3526
Lev, E.	P1836, P3803	Lian, H.	P6390	Lima, R.	P5569
Lev, E.I.	P3408	Liang, C.	P5920	Lima, V.C.	P3691
Levade, M.	P848	Liang, D.	1977	Lima Da Silva, G.	P665, P1555, P1556, P6221, P6249, P6301
Levasseur, T.	P1701	Liang, H.-Y.	P4343	Limalanathan, S.	P2855, P3795
Levelt, E.	1891, 5870	Liang, H.Y.	P6121	Limana, F.	P2618
Levenson, B.	P4445	Liang, M.	P2710	Limbole, E.	P1146
Lever, H.M.	6049	Liang, X.	P4518	Limbruno, U.	P4966, P6263, P6517
Leverkus, F.	P2608	Liang, Y.	1087, P3787	Limburg, A.	P2869
Levi, A.	P3408	Liang, Y.J.	P4711	Limeres Freire, J.	P5281
Levin, D.	6078	Liao, P.	P3112	Limite, L.R.	P4741
Levine, H.	P5609	Liao, S.Y.	P4578	Limkakeng, A.	P4796
Leviner, D.	P2482	Liarakos, N.	P2741	Limon, U.	5958
Levitan, B.	P2566	Liatakis, G.	P4614, 5762	<b>Limongelli, G.</b>	<b>87</b>
Levitan, E.B.	P1716	<b>Libby, P.</b>	<b>247, 318</b>	Limongelli, G.	P1785, 5976
Levkau, B.	3248	Libby, P.	P2408, 3170, 3865, 3869, 4863, 4864, 5764	Limpens, C.E.J.	4233
Levy, B.	333	Liberska, A.	P6285	Limpens, J.	P1535
Levy, P.	P1641	Liccardo, D.	P3599	Limpjankit, T.	5760
Levy, R.J.	P1754	Lichikaki, V.	P608	Lin, C.C.	6054
Levy, Y.	P3601	Lichtenauer, M.	P840, P2616, P6331	Lin, C.F.	P6350
Lewalter, T.	P4481, 5829, P6306	Lichtenberg, A.	5965	Lin, P.F.	P559
Lewandowski, A.	P6327	Lichtenberg, L.B.	P5371	Lin, F.J.	1357, 2065
Lewandowski, A.J.	P1403, 4913, 5988	Lidon, R.M.	P4774	Lin, J.	P2575
Lewczuk, P.	P2850	Lie, O.H.	P1779	Lin, J.L.	P1576, P3538
Lewis, B.C.	P1598	Lieb, W.	P2152	Lin, J.B.	P2199
<b>Lewis, B.S.</b>	<b>271, 325</b>	Liebetrau, C.	P809, P3351, P4545	Lin, K.L.	P5474
Lewis, B.S.	5970	Liebetrau, C.L.	P4680	Lin, L.	P520, 1309, P1402, P5195
Lewis, C.	P3620, P3742	Liebrechts, M.	P1188, P5301	Lin, L.Y.	P738, P1576, P4568
Lewis, E.F.	P1647	Liebrau, C.	P844	Lin, L.Y.L.	P1425
Lewis, S.	4068	Liedtke, M.	P1172	Lin, M.-T.	P6515
Leygnac, S.	5141	Liehn, E.	P4451	Lin, Q.S.	P2480, P6476
Leyh, D.	P2651	Liebold, E.	P2721, P6400	Lin, S.-J.	2367, P3390
Leyva, P.	P883	Lier, A.	P1856	Lin, T.-J.	P3324
<b>Leyva-Leon, F.</b>	<b>247</b>	Lieu, M.	P4977	Lin, T.T.L.	P1425, P4090, P6174
Leyva-Leon, F.	3856	Lievre, M.	P5528	Lin, W.Q.	P846
Lhermusier, T.	5968	Liew, D.	P3614	Lin, Y.S.	P3538
Li, B.	P4638	Liew, T.V.	P485	Linard, S.	P3099
Li, C.	P969, P3431	Liga, R.	P3089, P3500	Lincoff, A.M.	2000, 3838
Li, C.H.	P857, P5299	Lighthart, J.M.R.	P5249	Lind, L.	P1734, P6229, P6233
Li, D.	P1411, P1654	Lilli, A.	1014	Lind, M.	44
Li, G.	3297, P4518	Lim, B.	P4506	Lindahl, B.	2013, 3010, 3014, P4794, P6133, P6566
Li, G.P.	P1532	Lim, C.P.	P6355	Lindau, A.	P2408
Li, H.	1280, P1463, P1854, P2817, P4970, P5411, P5631	Lim, C.W.	P3399	Lindblad, U.	P4113
Li, H.L.	P5273, P5274, P5276, P6227	Lim, D.S.	2114, P4441, P6240	<b>Linde, C.</b>	<b>161, 357</b>
Li, H.U.	P3426, P5265, P6207	Lim, H.-S.	P1383, P4393	Linde, C.	1293, 1295, 1297, P1631, 4007, P5435, 6623
Li, H.W.	P3356	Lim, H.	P3539	Lindekleiv, H.	P6402
Li, J.-H.	4815	Lim, H.E.	P1539	Lindemann, H.	P6525
Li, J.	P1532, P2396, P4518	Lim, H.S.	P250, P862	Linden, R.	P5538
Li, L.	1309, P3464, P4107	Lim, K.	P6519	Linder, M.	P1830
Li, L.L.	P1382, P4711	Lim, K.H.	P2630, P4541	Linder, R.	P4794
Li, M.	P2640, P3118, P4465, P4470, P4582, P5246, P5248, P5432, P5617	Lim, K.S.	<b>Lim, P.</b>	Lindhagen, L.	P6570
Li, R.	2125	Lim, P.	P2775, P3725	Lindhardsen, J.	P4982
Li, S.-Y.	P3390	Lim, S.	P2710	Lindhardsen, J.	P4982
Li, S.	273, P727, P2816, P5927	Lim, S.C.	3304	Lindhart, T.B.	P5172
Li, S.H.E.N.	P4430	Lim, S.T.	P899	Lindholt, J.	P6404
Li, S.L.	P549	Lim, S.Y.	P6462	Lindhorst, R.	P772, P5433
Li, S.N.	P5337	Lim, T.H.	4244	Lindner, B.	P1741, 3021
Li, S.S.	P5616	Lim, T.K.	P2690	Lindner, A.	P5523, P5531, 6616
Li, T.	P4465	Lim, T.W.	P4971	Lindner, J.	P5554
Li, T.W.	P1606	Lim, T.W.	P6109	Lindsay, B.	P216, P1491, P4496, P5372, P5373, P5374
Li, V.W.Y.	P4722, P4728	Lim, W.-H.	P1544, P4480	Lindschou, J.L.	P2698
Li, W.	P655, P872, P876, P5563	Lim, W.H.	P6236, P6311	Ling, L.-H.	P3649
Li, X.	P3484, P3622, P3808, P4785, 5969	Lim, Y.-H.	P1819		
		Lima, A.D.	P2689		
		Lima, A.R.R.	P217		
		Lima, C.E.B.			

## Chairpersons & Judges / Speakers & Discussants / Authors Lin – Lop

NAME	PAGE(S) / PROGRAMME NR(S)	NAME	PAGE(S) / PROGRAMME NR(S)	NAME	PAGE(S) / PROGRAMME NR(S)
Ling, L.F.	P2710	Liu, F.	P3382, P4748, 5828	Loew, L.M.	P3517
Ling, L.H.	P6468	Liu, G.J.	P5577	Lofstrom, U.	P1631
Ling Professor A M Richards, L.-H.	P2677	Liu, H.	P4433, P5288, P5383	Logakis, G.	P5571
Lingala, B.	P484	Liu, H.N.	P2483	Logakis, J.	P3776, P4382, P5572
Lingemann, C.	P5570	Liu, J.-M.	P2793	Logantha, S.J.	P3116
Lingohr-Smith, M.	P2575	Liu, J.H.	P2480, P3704, P5225	<b>Logeart, D.</b>	<b>39</b>
<b>Linhart, A.</b>	<b>25, 46, 370</b>	Liu, J.Y.	P1715	Logeart, D.	P6557
Linhart, A.	470, P1661, P5554, P5566	Liu, K.	1893	Logstrup, B.	P4358
Linhart, M.	P3566	Liu, L. Y.-M.	P1397	Loh, J.	P4649
Linke, A.	P569, P971, P4690, P5523, P5531, P6340, 6613, 6616	Liu, L.	P762, P2806, P4525, P5273, P5274	Loh, P.	283
Linke, R.	P1787	Liu, L.Y.M.	P768	Loh, P.H.	P4649
Linko, R.	P734	Liu, M.	P4356, P5577	Lohberger, B.	P1603
Linneberg, A.	P3092	Liu, M.E.	P2728, P3639	Lohse, M.J.	P2651
Linssen, G.C.M.	2279, P3437, P4311	Liu, M.M.	P3497	Loi, B.	P5285
Linz, D.	P609	Liu, M.Y.	P2480, P6476	Loiacono, F.	P1435, P5438
Linzbach, S.P.	2375, P6289	Liu, N.	P3484, P5337	Loj, B.	P3424
Lio, V.	3230	Liu, P.-Y.	P725, P5921	Lokhnygina, Y.	P5893
Liodakis, E.	P245	Liu, P.Y.	P2391	Loldrup Fosboel, E.	5963
Lionetti, V.	P551, P2668, P5421	Liu, Q.	P2816	Loldrup Fosbol, E.	P3139
<b>Lionis, C.D.</b>	<b>16</b>	Liu, S.	P1606, 2376, P3326, P3383, P6170, P6496	Loli, A.	P5231
Lionis, C.D.	361, 5840	Liu, S.S.	P6126	Loma-Osorio Ricon, P.	P645
Lionnet, F.	P242	Liu, T.	P1532, 3297, P4518, P6370	Lombardi, A.	P3556
Liou, M.	P606	Liu, W.	P762, P2854, P4747, P5002, P5941, P6370	Lombardi, F.	P945, 5805
Lip, G. Y.H.	P5422	Liu, X.	2125, 4224	<b>Lombardi, M.</b>	<b>312, 371</b>
Lip, G.	P1529	Liu, X.W.	P549	Lombardi, M.	P548, P3571
Lip, G.Y.	P4328, 5878, P6442, P6444	Liu, Y.-H.	P2881, P3538	Lombardi, P.	4941
<b>Lip, G.Y.H.</b>	<b>93, 129, 248, 267</b>	Liu, Y.	P2633, P3461, P5276, P6227	Lombardo, M.	P3666, P6483
Lip, G.Y.H.	P481, P635, 1008, 1128, 1218, 1356, 1357, P1389, P1538, P1543, P1549, P1698, P1723, 1921, 2065, 2066, P2543, P2551, P2563, P2567, P2569, P2574, P2585, 2902, 3064, P3105, P3106, P3110, 3153, P3650, 3877, 3878, 3986, P4108, 4147, 4253, P4330, P4342, P4621, P4627, 4880, P4968, P5522, 5719, 5814, P6434, P6443, P6445, 6603	Liu, Y.	P2199, P5273, P5276, P6227	Lommi, J.	P1512
Lip, G.Y.H.L.	1875, P2568	Liu, Y.H.	P5274	Lonati, G.	P1442, P6180
Lip, G.Y.P.	P4982	Liu, Y.L.	P5274	Londono, A.	P4323, P5616, P6344
Lipchanskaya, T.	P2477	Liu, Y.O.N.G.	P2881, P3461	Long, X.Y.	P2555, P2557
Lipiec, P.	P898, P1445, P1744, P2445, P3378, P3800, P4700	Liu, Y.X.	P5577	Longo, L.M.Y.	P3497
Lipinski, M.	P1847, P2619, P2834, 4296	Liu, Y.Y.	P2854, P4747	Longo, S.	P2674, P3638, P4111, P4345, 6053, P6419
Lipp, P.	5068	Liu, Z.-H.	P872		
Lippert, F.	P1193, 4232, 4826	Liu, Z.H.	P1456	Longobardi, A.	P2493
Lippert, F.L.	P4754	Liuzzo, G.	P2784	Longobardo, L.	P2463, 4929
Lipps, C.	P4545	Livanis, E.	P2845	Lonjon, C.	P1195
Lipsic, E.	P974	Livi, U.	P3514	Lonnebakken, M.-T.	P3096
Lipskaia, L.	P2788	<b>Ljubojevic, S.</b>	P1394	Lonnebakken, M.T.	105, P5524
Liptai, C.M.	P6273	Ljung, L.	<b>306</b>	Lonsky, V.	P6276
Liptak, B.	P4508	Ljungberg, J.	P4794	Loobuyck, V.	P5902
Lira, A.	P1709	Llaty, P.	4054	Loomba, R.S.	P499, P2763
Lisan, Q.	P5505	Llitjos, J.F.	P3641	Loontjens, R.R.	1130
Lishmanov, Y.U.	P6146, P6164	Llorac, A.	P4760	Lopatin, Y.	P5623
Lisowska, A.	P3779, P4567	Llorens, P.	P2508	Lopatin, Y.M.	3902
Liss, M.	P5179	Lloyd, G.	P232	Lopes, H.F.	P5486
Lissoni, F.	P3527	Lloyd, S.G.	1980	Lopes, L.	P1788, P4707, 5865
Litherland, C.	P5167	Lloyd, S.G.	P6350	Lopes, N.	P5359
Litovchik, I.	P4780	Llucia-Valldeperas, A.	P2611, P2621, P5914	Lopes, R.	P2586
Little, W.C.	P3612	Lo, C.I.	P768, P1397, P1440	Lopes, R.D.	1352, 1353
Littvay, L.	P1799	Lo, P.H.	P5643, P5649	Lopez, A.	P1449
Litvin, A.Y.	P2472	Lo Iudice, F.	P2184, P4723	Lopez, B.	P1177, P4569
Liu, A.	1891	Lo Presti, M.	P527	Lopez, D.	P1721, P3733
Liu, A.P.Y.	P4728	Lobenwein, D.	P6312	Lopez, G.	P961
Liu, B.	P2640	Lobmeyr, E.	P4766	Lopez, J.	P860, P1758, P2774, P3701, P4684, 4939
Liu, B.Y.	P5577	Loboda, P.	P5389, P5395	Lopez, J.A.	P4991
Liu, C.	P2624	Locati, E.T.	5827	Lopez, L.R.	P4737
Liu, C.J.	P3107	<b>Lochen, M.-L.</b>	<b>376</b>	Lopez, M.	P891, 4273, P4656, P6268
Liu, C.L.	P1532	Lochen, M.-L.	1044	Lopez, M.P.	P1693
Liu, C.P.	P4544, P5474	Lochen, M.L.	P1494, P4992	Lopez, M.P.	P4667
Liu, D.	P881, P884, 1133, P5936, 5979, 5982	Lock-Hansen, M.	P5172	Lopez Aguilera, J.	P1782, P2808
		Lococo, M.F.	P3758	Lopez Ayala, J.M.	P1667, P2691
		Lodder, K.	P2617, P2635	Lopez Castillo, M.	P4714
		Loders, S.	P5221	Lopez Cuenca, A.	P669, P1782, P2808, P4714
		Loebe, S.	P656, P4477	Lopez Cuenca, D.	P669, P1782, P2808, P4714
		Loebel, M.	P4570	Lopez De Sa, E.	P4764
		Loeffelhardt, N.	P5603	Lopez De Sa Y Areses, E.A.	1094
		Loeffler, D.	P228	Lopez Fernandez, T.	P6153
		Loefgren, B.	P4767		
		Loennebakken, M.T.	P5527		

## Chairpersons & Judges / Speakers & Discussants / Authors Lop – Ma,

NAME	PAGE(S) / PROGRAMME NR(S)	NAME	PAGE(S) / PROGRAMME NR(S)	NAME	PAGE(S) / PROGRAMME NR(S)
Lopez Garcia, M.	P4592	Low, L.	P485	Lum, I.	P3699
Lopez Gonzalez, G.	P1558	Lowe, M.	2384, P5331	<b>Lumens, J.</b>	<b>203, 367</b>
Lopez Gude, M.J.	P1764, P1774	Lowik, M.M.	P1414, 2279, P3437, P4311	Lumens, J.	2245, P4344, P6279
Lopez Iglesias, F.	P6506	Lowry, J.E.	P3511	Lumley, M.	P514, 3077
Lopez Lopez, L.	P6417	Lozano, C.	P5579	Luna Luna, M.	P3765
Lopez Meneses, M.	P3702	Lozano, T.	P4659	Lunardi, M.	P571
Lopez Meseguer, M.	5753	Lozano Granero, C.	P576, P2874	<b>Lunati, M.</b>	<b>257</b>
Lopez Minguez, J.R.	4946	Lozano Palencia, T.	P946	Lunati, M.	1098, 5093, P5365, P5377, P6306
Lopez Otero, D.	P2161, P4134, P5298, P6211	Lozano-Palencia, T.	P1524	Lund, G.	1346
Lopez Pais, J.	P3671	Lozekoot, P.W.J.	P1807	Lund, J.	P1582
Lopez Perez, M.	P6281	Lu, C.H.	P2659	Lund, L.	P5560, P6486
Lopez Sendon, J.L.	P1185, P5468, P5470	Lu, C.S.	P5913	<b>Lund, L.H.</b>	<b>86</b>
Lopez-Bescos, L.	P805, P6535	Lu, D.Y.	P1625, P6353, P6376	Lund, L.H.	P1631, P1647, 4036, P5435
Lopez-Cuenca, A.A.	P3752, P4743, 4831	Lu, I.	P6338	Lund, M.	P4114
Lopez-Garrido, M.	P4532	Lu, J.-W.	P6515	Lundberg, A.	P6537
Lopez-Jimenez, F.	P1686, P3130	Lu, J.	P6571	Lundbye-Christensen, S.	186, P5475
Lopez-Jimenez, L.	P4693	Lu, J.Y.	P4563	Lundqvist, K.	P6480
Lopez-Lereu, M.P.	1076	Lu, L.	P960, P968, P969, P3431	Lunghetti, S.	P5438
Lopez-Lereu, P.L.L.	P3553	Lu, M.	5137	Luo, Q.	P872, P2784
Lopez-Lopez, A.	P2550, P2588, P2592, P2593	Luaces, M.	P509, P1447, P2460, P4377, 6615	Luo, X.	P6496
Lopez-Martin, G.J.	P5912	Luani, B.	P5294	Luo, X.X.	P4356
Lopez-Melgar, B.	P518	Lubanda, J.-C.	472	Luo W-T Tay, N.	P2677
Lopez-Meseguer, M.	P6488	Lubbers, M.M.	P4795	Lupercio, F.	P2555, P2557
Lopez-Moreno Erika, L.M.E.	P2797	Luben, R.N.	P240	Lupi, A.	P3459, P6563
Lopez-Palop, R.	P3763, P6190, P6573	Lubimceva, T.	P2164, P6282, P6287	Lupi, L.	P5203
Lopez-Sendon, J.	P3109, 3310	Lubinski, A.	P3508	Lupini, S.	P3652
<b>Lopez-Sendon, J.L.</b>	<b>190, 257, 366</b>	Lubitz, S.A.	P4313	Lupkovic, G.	P1835
Lopez-Sendon, J.L.	2914, P4764, P5580, P6153	Lubos, E.	P3700, P4678, P5634, 6074	Lupon, J.	2370, 2371, P2672, P5446, P6377
Lorbeer, R.	P2152	Luca, A.	P547, P3087	Lurbe, E.	2288
Lorca, R.	P3743, P5423	<b>Luca, F.</b>	<b>306</b>	Luria, D.	P3617
Lorenzo, A.P.	P2491	Luca, F.	P935, P1807	Lurz, P.	P778, 3053, P3604, P4335
Lorenz, M.	P5383, 6005	Luca', F.	P3631	Luscher, T.	3948
Lorenzetti, S.	P3530	Lucas, A.	4913	<b>Luscher, T.F.</b>	<b>76, 88, 320</b>
Lorenzini, D.	P2193	Lucas, J.	2365, P5354	Luscher, T.F.	312, P524, P819, 1200, P4320, P4976, 5008, 6614
Lorenzo, C.D.	P2195	Lucas, T.	1888	Lusona, B.	P643
Lorenzo, O.	P805, P6535	Lucassen, W.A.M.	P2595	Lussato, D.	5140
Lorenzon, A.	P882	Lucats, L.	P4566	Lutai, M.	P1711, P1712
Lorusso, R.	P1807	Lucchese, F.A.	P3691	Lutay, I.A.	P2840, P3750, P5629, 5987
Losa, S.	P225	Lucerna, M.	P2545, P2596, 3069	Luther, S.	P2171
Losi, M.-A.	P3096	Luchner, A.	P1655	Luttun, A.	P3334
Losi, M.A.	105, 1282, 1347	Luchtefeld, M.	P4529	Lutz, T.	3948
Losik, D.	P607, P3108	Luciano Rossi, M.	P2159	Lux, A.	P236
Lota, A.	1077, P1657, P5442, P6500	Luck, M.	P5431	Luz, A.	P2702
Lotan, C.	P3617, P3746	Lucreziotti, S.	P2887	Luzi, G.	P527
Lotan, C.L.	P3697	Ludman, P.	P883, P1751	Luzina, E.	P5415
Lotfi-Tokaldani, M.	P4697	Ludman, P.F.	P5899, P6192	Lv, H.	P2816
Lotti, E.M.	P2587	Ludwig, A.	P4535	Ly, H.Q.	P2613
Lotz, J.	P892, P3604	Ludwik, B.	P3518	Lyamina, N.	P2477
Louault, F.	P728	Luecke, C.	P778	Lyamina, S.	P2477
Louca, L.	P2687	Luecke, C.H.	P3604	Lyasnikova, E.	P6282
Louch, W.E.	P4512	Luescher, T.F.	P505, P631, P711, P809, P828, P1171, P1803, P2638, P3625, 4281, P4551, 4866, 4930, P6324	Lyka, M.	P6243
Louedec, L.	3943	Luesebrink, E.	P4523	Lymperopoulos, A.L.	2128
Loughlin, G.	P5339	Luesebrink, U.	1366, 1367	Lynch, T.	P4545
Louie, M.J.	P713, P1169	Luethje, L.	P1590	Lyngbakken, M.N.	P801, P2185, P2186
Lourenco, A.	P2489	Luger, A.	P5918	Lynham, S.	P973
Lourenco, A.P.	P1594, P2481, P2490, P6491	Luger, D.	P2619, P2834, 4296	Lynn, P.	P1793
Lourenco, C.	P4718	Lugg, E.	P3621	Lyon, A.	2140
Lourenco, P.	P737	Lui, G.C.S.	P5251	<b>Lyon, A.R.</b>	<b>141</b>
Lousada, N.	P2674, P3638, P4111, P4345, 6053, P6419	Luik, A.	P5318	Lyon, A.R.	2920, 4184, 4923
Lousinha, A.	P5205	Luis, A.	P5931	Lyon, J.	P4378
Louvard, Y.	P570, P6215, P6216	Luis, S.A.	P200, P1742	Lysitsas, D.	P5356
Louwerenburg, J.W.	P4311	Luis Rodrigo, J.	6615	Lyssenko, V.	P4113
Lovett, E.	P3612	Luiza Bierrenbach, A.	P2799	Lythgoe, M.F.	387
Lovibond, K.	2294	Lukas, M.A.	P4955	Lyubimtseva, T.A.	P2165
Lovic, D.	P4303	<b>Lukito, A.A.</b>	<b>320</b>	Lyubomir, P.	4290
Lovic, M.	P4303	Luknar, M.	P4594	Ma, C.	5814
Low, A.	P4649	Lukovic, D.	P5308	<b>Ma, C.S.</b>	<b>127</b>
		Luksiene, D.	P3660	Ma, C.S.	3044, 3046, 3048, P3484, P5337
				Ma, Q.	P1483
				Ma, S.	P2737

## Chairpersons & Judges / Speakers & Discussants / Authors Ma, – Mak

NAME	PAGE(S) / PROGRAMME NR(S)	NAME	PAGE(S) / PROGRAMME NR(S)	NAME	PAGE(S) / PROGRAMME NR(S)
Ma, W.	1087, P3787	Madaloso, B.A.	P1569	Magliulo, F.	P223, P3556
Ma, X.H.	P6370	Madeddu, P.	P225, P2622, P5915, P6114,	Magnacca, M.	1014
Maack, C.	1028, P2172, 3959, P4317		P6128	Magnani, G.	3305, 5154, P5428
Maanja, M.	2133	Madeira, H.C.	P2801, P2802	Magnani, J.W.	P4313
<b>Maas, A.H.E.M.</b>	<b>417</b>	Madeira, M.	P5359	Magnani, S.	P4717
Maas, A.H.E.M.	P1856, 3992, P4311	Madeira, S.	P854, 5136, P6371	Magnano, D.	P5532
<b>Maass, A.H.</b>	<b>35, 41</b>	Maden, M.	P5286	Magne, J.	P886, P1444, P1469, 3022,
Maass, A.H.	286	Maden, O.	P914, P3438, P5289, P6199,		P3570, P3748
Maass, M.	4287		P6528	Magni, V.	P3417
Mabille, M.	P521	Madeo, A.	P527	Magnin-Poull, I.	P3502
<b>Mabo, P.</b>	<b>383</b>	Madershahian, N.	P839	Magnoli, M.	2374
Mabo, P.	107, P632, P653, P685, 1053,	Madison, G.	3822	Magnoni, M.	P3374, P4741
	P1420, 3006, P3469, P6096	<b>Madonna, R.</b>	<b>277</b>	Magnuson, E.A.	P4970
Mabuchi, H.	183, 184, P821, P4610	Madonna, R.	4290, 4860	Magnusson, M.	3231, P3525, P4113
Mabuchi, K.	P4699	Madotto, F.	1098	Magon, W.	P6261
Macabeo, R.	P1481	Madrid, A.H.	2302	Magri, G.	P3411
Macave, J.	P4985	Madrid, E.	P730	Maguire, A.	P253, P2542, P2544
Macaya, C.	P509, P961, P1447, P1635,	Madsbad, S.	P760, P5379	Magunia, H.	P5539
	P2460, P2535, P3434, P4377, P4773,	Madsen, D.M.	P1853	Mahabadi, A.A.	P4949
	P5252, P6218, 6615	Madsen, M.	P517	Mahaffey, K.	P2427
Maccario, M.	5983	Madsen, M.M.	1256	Mahaffey, K.W.	P2566, P2602, P3103,
MacCarthy, P.	P1751, P2757, P3690	Madsen, P.	P1593, P3809		P3479, P3482, P5648, 6045
Maccherini, M.	P5438	Madureira, A.	5865	Mahajan, R.	P4466, P6293
Macdonald, M.R.	P1629	Mady, C.	P2195	Mahara, K.	P856, P864, P4679
Macedo, P.	P2170	Maechler, H.	P5559	Mahfoud, F.	2058, 2231, 3224, 3999, 5667,
Macedo Soares Neto, M.	P3419	Maeda, A.	P941		5787, 6019
Maceira-Gonzalez, A.M.	P1693	Maeda, S.	P1386, P3507	Mahfouz, R.	P6494
Maceira-Gonzalez, A.M.G.	P3553	Maeda, T.	4835	Mahia, P.	P509, P1447, P2460, P4377, 6615
Macek Jr, M.	P3723	Maegdefessel, L.	3831, 5057	Mahida, B.	P2387
MacFarlane, P.W.	P1452, P4657	Maehara, A.	P2828, P4446	Mahmod, M.	5870
Mach, F.	P505, P524, P819, P828, P1803,	Maejima, N.	P235, P4607, P4617	Mahmood, S.S.	P2179
	P2638	Maejima, Y.	P1821	Mahmoud, A.N.	P4131
Machado, F.P.	5136	Maekawa, E.	P788	Mahmud, F.H.	P6323
Machado, I.	P217	Maekawa, H.	P4375	Mahnkopf, C.	3068
Machado, J.C.	P1788, 5865	Maekawa, Y.	P1767, P4402, P5550	Mahnkopf, D.	P3446
Machado Leite, S.	P3781	<b>Maemura, K.</b>	<b>276</b>	Mahon, N.G.	P4984
Machhada, A.	387, 2257, P4325, P5407	Maemura, K.	P1739, P2527, P3354, P6534	Mahonen, M.	P1681
Machi, J.F.	P1697	Maenaka, M.	P4394	Mahrholdt, H.	P6525
Machi, J.F.M.	P792	Maeno, K.	P5376	Mai, A.	52
Machida, H.	P5233	Maeno, Y.	P1735	Maia-Rocha, C.	P5400, P5406
Machino, T.	P1159, P3610	Maerz, W.	P1166, 2092, P2154	Maier, A.	P2144, P4398
Machino, T.M.	P1426	Maessen, J.G.	P935, P1807	Maier, B.	P4137
Machino-Ohtsuka, T.	P2461, P4347	Maestrini, V.	P1691, 3173	Maier, L.	P1655
Macia, J.C.	P1195, 5139	Maestroni, S.	P2198	Maier, L.S.	P3123, 3921, P4502, P5652
Maciag, A.	P791	Maffei, L.	P779, 1086	Maier, S.K.G.	P5448
Macias Ruiz, R.	P686	Maffei, S.	P4979	Maigrat, C.H.	P546
Macias Villanego, M.	P946	Maffeis, C.	P1745	Maillard, L.	5153
Macias-Gonzalez, M.	P4532	Maffioli, P.	P565	Maimaiti, Y.	50
Macias-Ruiz Rosa, M.R.R.	P2797	Magalhaes, A.	P3474	Maimone, B.	P2636, 4278
Macias-Villanego, M.J.	P1524, P4659	Magalhaes, C.C.	P5513	Mainar, V.	P2826
Maciejewski, D.	P598	Magalhaes, M.E.C.	P1464, P2394	Mainar-Tello, V.	P4663, P5278
Maciel, M.J.	P972, P3129, P3781, P46611,	Magalhaes, P.	P929, P3444	Maines, M.	P5170, P5365, P6260
	P5478	Magalhaes, S.	P2702	Maiolino, G.P.	5983
Macisaac, A.	P740	Magda, L.S.	P4371	Mair, J.	P4299
Macisaac, R.J.	P3651	Magdeldin Mohamed Abdelgawwad, I.	P543	Mairesse, G.H.	P1723
Mack, M.	2114		P543	Mairuhu, A.T.A.	2121
Mackey, J.	P3381	Magenta, A.	52, 4278, P4539	<b>Maisano, F.</b>	<b>24</b>
Mackiewicz, U.	2255	Maggas, N.	P2717	Maisano, F.	304, 1278, 1281, 1932, 1934,
Macknak, B.F.	P5357	Maggi, G.	P5558		P2756, P4487, 4930, 5075, P6324, 6614
MacLachlan, H.	P3524	Maggi, R.	P3520	Maisel, A.	3278, P4796, 5125
Macle, L.	P1557, P6299	Maggiolini, S.	P2192	Maj, J.	P2678
Maclean, M.	P708	Maggioni, A.	177, P1529	Majani, G.	P3631
Maclean, R.	5853	<b>Maggioni, A.P.</b>	<b>45, 132, 158, 321</b>	Majda, J.	P2656
MacMahon, S.	P1699	Maggioni, A.P.	456, 1128, P1173, P1538,	Major, P.	P3117
Macquart De Terline, D.	P1146, P4958,		P1549, 1952, 1957, 2015, 2374, 3064,	Majuunke, N.	P5431
	5991		P3110, P4621, 5021, P6388, 6603	Mak, K.F.	P5225
MacRae, C.	2963, P4981, 5783	Maghawry, L.	P2559	Makabe, S.	P765
Macrino, M.M.	P2436	Magkas, N.	P2151, P4304, P4390, P4614	Makar, M.	P859
Macritchie, N.	P708	Maglaveras, N.	P5356	Makarevich, P.	P3548
Maczewski, M.	2255	Maglia, G.	2383	Makarov, L.	P676
Madaffari, A.	P5362			Makarova, N.	P504

## Chairpersons & Judges / Speakers & Discussants / Authors Mak – Mar

NAME	PAGE(S) / PROGRAMME NR(S)	NAME	PAGE(S) / PROGRAMME NR(S)	NAME	PAGE(S) / PROGRAMME NR(S)	
Makava, N.		4279	Mamatov, B.	P5453	Mannucci, F.	P4126
Makavos, G.	P1418, P1499, P2145, P3656,	4194	Mamdani, M.	1880, P4972	Mannucci, P.M.	P4330
		P3401	Mamuti, W.	6612	Mano, T.	P855
Makhmatova, T.L.		P5310	Man, M.G.	P482	Manoharan, G.	P5254
Makiguchi, N.		P5326	Manabe, I.	P4547	Manola, S.	34
Makihara, Y.		P4618	Manaka, T.	P3739	Manolatos, D.	P2851
Makimoto, H.	P1492, P4484	P4618	Manchi, M.	P494, P2618	Manolescu, A.	P4392
Makinen, K.		P1476	Manchurov, V.	P955	<b>Manolis, A.J.</b>	<b>131</b>
Makino, A.		P2203,	Mancia, G.	1238, P1442, 2292, 3848, 3924,	Manolis, A.J.	1946, 2912, 2914
Makino, K.	P590, P595, P602, P1820, P2203,	P6532		4877, 5664, P6180, P6405	<b>Manolis, A.S.</b>	<b>20, 27</b>
	P3756, P3785, 4063,	P1472	Mancini, E.	5145	Manolis, A.S.	P6300
Makino, N.		P1137	Mancini, J.	P4600	Manouras, A.	P5560, P6486
Makino, T.		P4615	Mancio, J.	P5307	Mansencal, N.	P1780, P5610
Makita, S.		P5416, P6107	Manckoundia, P.	P4658	Mansourati, J.	P632, P653, P685, 1053,
Makita, T.		P4315,	Manco, M.	P2711		P2471, P5472, 6082, P6481
Makiyama, T.	P3466, P3471, P3564,	P5381	Mancone, M.	P526, 3074, P4435	Mansur, A.J.	P4994
		P1735	Mancuso, T.	P2620, 4291, 4292, 4293	Mantas, Y.	P3771
Makkar, R.		P4135	Manczak, R.	P3350	Mantero, A.M.	P536
Makkiya, M.		P2476	Manczuk, M.	P3095	Mantha, A.	P4310, P6586
Makris, N.		P2583	Mandalenakis, Z.	P774, P810, P1573,	Mantica, M.	P5369
Makrygiannis, S.S.		P3120		P2501, P2662, P3104	Mantovan, R.	2139
Maksimov, N.I.		P2748	Mandel, H.	P659	Mantovani, F.	2264
Maksimov, S.A.		<b>29, 327</b>	Mandel, J.	P1169	Mantovani, L.	P4124
<b>Malachias, M.</b>		P3506	Mandigma, L.	P4367	Mantovani, L.G.	1098
Malacrida, M.		P6280, P6307	Mandoli, G.E.	P5438	Mantzouratou, P.	P3402
Malagu, M.		P5160	Mandoli, M.M.	P3626	Manvelian, G.	5777
Malaiapan, Y.		P3113	Mandour, K.	4852	Manzan, E.	6076
Malan, D.		P3404	Mandry, D.	P3502, P5887	Manzan, M.E.	P508
Malan, L.		P3404	Manduteanu, I.	P4546	Manzano, L.	P5515
Malan, N.T.		P6460	Maneiro-Melon, N.	386, 1085, P2870,	Manzano Fernandez, S.	P3752, P4743,
Malashicheva, A.		P207		P3659, P6451, P6453		4831
Malatino, L.		P3689,	Manenti, A.	P2739	Manzetto, F.	P2507
Maldonado, G.	P2441, P2807, P3689,	P3728, P5889	Manerba, A.	P5203	Manzo Silberman, S.	P6547
		P1661, P2647	Manes, A.	P871, P1775, P2782, P6485	Manzo-Silberman, S.	P3341, 5739
Malek, F.		P1437	Manfredi, A.A.	P3374	Manzoli, L.	P5905
Malekzadeh-Milani, S.		P702	Manfrini, O.	P913, P966, 6607	Maolo, A.	P2861
Maleszewska, M.		P3470	Mangada, R.C.	P4367	Maor, E.	P2693
Maletta, S.		P3695	Manganaro, R.	P2463	Maounis, T.H.	P3514
Malev, E.		P1850	Mangas, N.	P6505	Mapelli, M.	P1761
Maleva, O.		P1786	Mangas, S.	P6504	Mappangara, I.	P4634
Malfatto, G.		P237, P239, P644, 1320, P1691	Mangat, G.	P1735	Mar, G.Y.	P4544, P5474
Malihotra, A.		271, P5212	Mangge, H.	4284	Mar Sarrion Catala, M.	P511
Mali, W.P.		P585	Manghat, N.E.	P206	Maradey, J.	P4640
Malik, I.		P2432	Mangiacapra, F.	P1845	Maragkoudakis, S.	P3608, P3776, P4382,
Malio, A.F.		P1816	Mangiafico, S.	P4683		P5417, P5571
Malka, A.		P5442	Mangialardi, G.	P2622	Marana, I.	P3102, P5596
Mallat, Z.	4867, P4978, 5767	P5422	Mangiardi, E.	4940	Marandi, T.	P5930
Malley, T.		P5555	Mangieri, A.	P5261	Maranhao, R.	3950
Mallikethi-Reddy, S.	P4329, P4758, P5555	P2583	Mangini, A.	3260	Maranhao, R.C.	P877, P1819, P2805
Mallios, P.		P2740	Mangione, J.A.	P2162	Marano, R.	4023
Malliou, F.		P554	Mangione, M.	P4979	Marazzi, R.	P5332
Mallya, U.G.		P1715	Mangner, N.	P4690, P5199, P5431, P5523,	Marban, E.	P2614
Mallya, U.S.		P2428		P5531, 6616	Marber, M.	P514, P1812, 3077, P4419
Malmberg, K.		P746	Mango, R.	P3470	Marber, M.S.	P1811
Malon Gimenez, D.		4921	Mangoni, A.A.	P1598	Marcano, A.L.	P4654, P5005, 6043
Malorni, W.		P6541	Maniadakis, N.	P3632	Marcantoni, L.	P3575, P6260
Malovic, D.		P5916	Maniar, H.	P1741	Marcneau, S.	P3636
Malpasso, G.	P3546, 5070, P5916	P5512	Maniatis, K.	6007	Marchaim, D.	P4780
Malsch, C.		P4754	Maniatis, C.	P3686	Marchand, M.	3989
Malta Hansen, C.M.H.		P4380	Maniotis, C.	P5270, P6188	Marchese, M.L.	P198
Maltese, L.		1134, P3469	Manisto, C.	P639	Marchesseau, S.	P5202, P6468
Maltret, A.		4829	Manito Lorite, N.	6071	Marchewka, D.	P3740
Maluskova, D.		4829	Manjon, L.	P825	Marchini, G.	P3135
Maly, M.		P2656, P2665	Manjunath, C.N.	P2520	Marchini, T.	P2836
Malyzko, J.		P6432	Mann, A.	4282	Marchio, P.	P6326
Malyutina, S.		P2440	Mann, D.	155	Marchionni, N.	P1529, P2831, 4238
Maman, T.		P1620	Mannarino, S.	P491	<b>Marchlinski, F.</b>	<b>94</b>
Mamarelli, V.		P1620	Mannefeld, B.	P1561	Marchlinski, F.	1000
Mamarelli, I.		P1620	Manninger, M.	P776, P4452, P5173, P5559	Marciniak, A.	P5547
Mamas, M.A.	P210, 3823, P5899	P5454	Manninger Wuenschler, M.M.W.	1883	Marcinkiewicz-Slemion, M.	P4567
Mamasaidova, S.S.H.			Mannsverk, J.	P5635	Marcinkova, M.	P3340

## Chairpersons & Judges / Speakers & Discussants / Authors Mar – Mar

NAME	PAGE(S) / PROGRAMME NR(S)	NAME	PAGE(S) / PROGRAMME NR(S)	NAME	PAGE(S) / PROGRAMME NR(S)
Marcks, N.	P2688	Marino, M.	P1864, P2818, P3441, 5154,	Martin-Gonzalez, A.I.	P5469
Marco, A.	P5579		P5630, P6204	Martin-Mariscal, M.L.	P805, P6535
Marco, J.	P3097	<b>Marino, P.N.</b>	<b>274</b>	Martin-Morquecho, I.	P6465
Marco Del Castillo, A.	P863, P2874, P3760,	Marino, P.N.	P3788, P6198	Martin-Sanchez, F.J.	P232
	P4647, P6539	Marinoni, A.	P2732	Martin-Yebra, A.	P4379
Marcocchia, A.	P3592	Marinoni, B.	P211, P2818, P5614, 5744	Martin-Yuste, V.	P4399
Marcolino, M.S.	P1452	Marinos, G.	P4471	Martina, P.	P6135
Marcolla, V.F.	P568	Marinou, M.	P2741	Martina, S.	2293, P4733
Marcolongo, R.	169	Marinskis, G.	P5378	Martina, T.	P2648
Marcone, S.	P1831	Marita, N.	P4494	Martinek, M.	P3108
Marcos, E.	P2788	Marjanovic, M.	P3452, P6201, P6226	Martinelli Filho, M.	P217, P3526, P3529
Marcos Alberca, P.	6615	Mark, B.	P940	Martinez, A.	P857, P5299
Marcos-Alberca, P.	P509, P1447, P2460,	Marketou, M.	P2153, P3608, P3776, P4382,	Martinez, C.	P4128, P6334
	P4377		P5417, P5571, P5572, P6100	Martinez, C.M.	P4462
Marcotte, F.	P220	Markus, B.	1367, P4529	Martinez, D.	386, 1085, P2870, P3357,
Marcu, S.	P2462	Marler, J.	P1866		P3659, P6451, P6453
Marcucci, R.	P1156, P1702	Marliere, S.	5739	Martinez, D.G.	P5241
Marczynski, P.	P692	Marlow, N.	P2393	<b>Martinez, F.</b>	<b>273</b>
Mardekian, J.	1357, 2065, P2543, P2551,	Marmelo, B.	P4707	Martinez, F.	P4442
	P2567, P2584, 5969	Maron, B.	6047	Martinez, M.E.	P2468
<b>Mardikar, H.M.</b>	<b>93</b>	Maron, B.J.	P4716	Martinez, P.F.	2260, P2689
Marek, J.	P5566	Maroni, C.R.	P2612	Martinez Fernandez, L.	P6506
Marelli, A.	1118	Marosi, G.	P5519	Martinez Ferrer, J.	P1162, 2377
Marelli, S.	P1800	Maroto, L.	P860, P1758, P2774, 5142	Martinez Huertas, S.	4214
Marenzi, G.	P1818, P2830, P5596	Marquering, H.A.	P3493	Martinez Losas, P.	2141, P4781, P5491
Marenzi, M.	P3102	Marques, A.F.	P877, P1819, P2805	Martinez Menana, A.	5754
Mareti, A.	P2476	Marques, H.	5136	Martinez Milla, J.	P2691
Margaritis, M.	2254	Marques, J.	P647, P909, P2847, 3067,	Martinez Monzonis, A.	P6270
Margato, R.	P972		P4746, P5279	Martinez Paz, E.	P3313
Margetic, E.	34	Marques, L.	P1495, P2459	Martinez Rios, M.A.	P3764
Margheri, M.	P2587	Marques, N.	P930, P2860, P3770, P4718,	Martinez Sanchez, J.	P669
Margolis, G.	P931		P5569, P5632	Martinez Sande, J.	P2169
Margonato, A.	P963, P1144, P1750, 2115,	Marques, P.	2308, P3330, P6249, P6301	Martinez Sande, L.	P6270
	P3339, P3417, P4432	Marques Da Costa, J.	P6221	Martinez Selles, M.	P4785
Margulescu, A.D.	P1570, P6294	<b>Marques-Vidal, P.</b>	<b>214, 312</b>	Martinez-Ales Garcia, G.	P3744
Mariani, J.	P2885, P3621	Marque, C.	P2810	Martinez-Bendayan, I.	386, 1085, P2870,
Mariani, J.A.	P2579	Marra, A.M.	P4342, P4376, P6367		P3659, P6451, P6453
Mariani, M.	P5313	Marrero, C.	2128	Martinez-Dolz, L.	P1611, P3600, P4564
Mariano, M.	2142	<b>Marrocco, W.</b>	<b>33</b>	Martinez-Dolz, L.M.D.	P3553
Mariano-Goulart, D.	5139	Marron-Linares, G.	P3145	Martinez-Ferrer, J.	P6286
Marie, P.Y.	P3502, 5141, P5887	Marroquin-Donday, L.	P4081	Martinez-Garcia, F.	P6488
Marigo, L.	P2603, P2604	Marrouche, N.	P5325	Martinez-Gonzalez, L.J.	4214
Marijon, E.	170, P1146, 1323, P1518, P3528,	Marsan, N.A.	1316, P1566, P2765	Martinez-Gonzalez, M.A.	P6441
	P4958, P5568, 5991, P6110, P6111,	Marsan, N.J.	P6269	Martinez-Losas, P.	P4377, P4770, P4773
	P6112, P6474	Marselos, M.	P2740	Martinez-Marin, M.	P1424
Marin, A.	P5215	Marsh, K.	P481	Martinez-Marin, R.	P1424
Marin, F.	P2569, P2574, P4462, P4654,	Marshall, T.	1351	Martinez-Milla, J.	P805, P6535
	P4659, P5005, 5878, P6334, P6436, P6442	Marsili, L.	P3470	Martinez-Pla, I.	5871
Marin, G.	P1195	Martelli, F.	P225, P2636, 4278, P6341	Martinez-Rios, M.A.	P3396
Marin, M.	P5470	Martens, A.	4271	Martinez-Rodriguez, N.	P3396
Marin Guzman, M.C.	4214	Martens, R.J.H.	P799	Martinez-Sande, L.	P682, P6288
Marin Ortuno, F.	P946	Marti, M.	P2621	Martinez-Selles, M.	P730, P4769
Marin Santos, M.	P5468	Marti-Almir, J.	P5358	Martini, A.	P2198
Marin-Gonzalez, M.	P1776	Martignani, C.	P3510, P3530	Martiniello, A.R.	P3377
Marin-Neto, J.A.	P2170	Martin, D.	P4496, P5374	Martiniz-Sande, L.	P2592
Marina, N.	P5240, P5245, P5246	Martin, E.	P885	Martino, E.	P4539
Marine, J.E.	P5173	Martin, G.	P667, 1114, P3519	Martino, E.A.	2115
Marinelli, G.	P5428	Martin, G.P.	P5899	Martino, F.	P4539
Marinetti, A.	P5596	Martin, J.	P3636, 4940	Martino, L.	P868
Marinheiro, A.R.	P675, P1183	Martin, M.	P891, P3743, P5423	Martins, C.	5736, 5745
Marinheiro, R.	P6305	Martin, M.L.	P4656, P6268	Martins, E.	P886, P1788, 5865, P6147,
Marinho, B.	P1749	Martin, P.	4939, P5259		P6148
Marinho, V.	P4732	Martin, R.P.	6088	Martins, H.	P6182
Marinho Florentino, T.	P584	Martin, S.S.	P833, P1687, 2090, P2718,	Martins, J.	P909, P2847, P4746
Marini, C.	P1144, P1750, P3339		P3650	Martins, J.D.	P1497
Marini, M.	1360, 2383, P3631, P5369, P5426,	Martin Asenjo, R.	P2874	Martins, J.L.	P1638, P2597
	P5462	Martin Fernandez, M.	P6506	Martins, M.V.R.S.	2142
Marinier, A.	P5001	Martin Hidalgo, M.	1318, P2438	Martins, R.	P3373, P4083, 4933, P6165
Marinin, V.A.	P6503	Martin Lorenzo, P.	P1157, 4947	Martins, R.P.	32, P1518, 2061, P3528
Marino, F.	P2620, 4291, 4292, 4293	Martin Mariscal, M.L.	P1667, P4592	Martins Oliveira, M.	P6265
		Martin-Garcia, A.	5871	Martinsson, A.	P4794

## Chairpersons & Judges / Speakers & Discussants / Authors Mar – May

NAME	PAGE(S) / PROGRAMME NR(S)	NAME	PAGE(S) / PROGRAMME NR(S)	NAME	PAGE(S) / PROGRAMME NR(S)
Martovitskaya, Y.U.	P2646	Masuda, H.	P1815, P3406, P3449	Matsuo, Y.	P2442, P2829, P2848, 3082, P4353, P5591
Martsevich, S.Y.	P1863	Masuda, J.	P2203, P4730		
Maruelli, G.	P4388	Masuda, K.	P196, P197, P539, P2149	Matsuoka, R.	P5323
Marui, Y.	P6521	Masuda, R.M.	P2667, P4709, P6158, P6163	Matsushima, S.	288
Marullo, A.G.M.	P5917	Masuda, T.	P788, P3126	Matsushita, K.	P2759, P4366
Maruotti, A.	P5194	Masumoto, H.	P1511, P3540, P5911, P6315	Matsushita, N.	P2645
Marusic, P.	P610	Masunaga, N.	P2572, P3491, P4577, P4606, 5757, P5942, P6238	Matsutani, H.	P5546
Maruta, S.	P3465			Matsutani, K.	P5476
Maruyama, H.	P2790, P3133	Masuyama, M.T.	P4498	Matsuura, A.	P1852
Maruyama, T.	P6200, P6532	Masuyama, T.	P855	Matsuura, H.	P3466, P6223
Marwan, M.	P5216, P5221	Masuzaki, H.	P957	Matsuura, T.	P1806, P2552, P6556
Marwick, T.	275, P901, P2661, P4572, P4622	Mata, P.	181, P825, P4988, 5117, 5778	Matsuura, Y.	P5450
<b>Marwick, T.H.</b>	<b>368</b>	Mata Caballero, R.	P746, P3671	Matsuyama, A.	P6223
Marwick, T.H.	P773, P3375, P3376, P3576, 3966, 4037, P5201, P5414	Mata Marin, L.A.	P932, P944	Matsuyama, T.	3941
Marx, A.	P758, P6124, P6396	Matabuena, J.	P857, P5299	Matsuzaki, M.	P3486, P3637, P4413, P5287
Marx, N.	P541, P1198, 1923, 1927, 3083, 3945, P4405, P4451, P5410, P6297	Mataro, M.J.	P4532	Matsuzawa, R.	P788
Marza, F.	P6217	Mateescu, A.D.	4055, P4668	Matsuzawa, Y.	P235, P4607
Marzac, H.	P1539	Matei, L.L.	P2462	Matta, G.	P1449
Marzahn, C.	P5292	Mates, D.	P4392	Matta, M.	P490, P6257
Marzal, D.	399	Mates, M.	P2648	Mattar, W.	P4091
Marzal Martin, D.	P2874, P6539	Matetzky, S.	P2822, P2883, P3142, P4786, 6044, P6328	Matter, C.M.	P505, P524, P819, P828, 4866
Marzegalli, M.	1098	Mateus, P.S.	P747, P929	Mattera Iacono, A.	P5557, P6492
Marziliano, N.	P3467, P3468	Mathiasen, A.B.	5069	Mattesini, A.	1042
Marzilli, M.	P3364, 3899, P6098	Mathiassen, O.N.	1890	Matteucci, M.	P2193, P2668, P5393, P5421
Marzluf, B.	5872	Mathier, M.	P6495	Mattheus, M.	5803
Marzocchi, A.	P5428	Mathiesen, E.B.	P1494, P4992	Mattii, L.	P5393
Marzullo, P.	P3500	Mathieu, T.	P1743, P5934	Mattioli, A.V.	P2739
Mas-Stachurska, A.	392	Mathur, A.	4940, 4942, 5150, P5260, P5647	Mattioli, C.	P2193
Masai, K.	P855	Mathur, S.	P1721	Mattioni, T.	3301
Masaki, Y.	P4536	Matia, R.	P2166, P2167, P5367	Mattos, A.J.C.	P5513
Masana, L.	P1709	Matic, D.	P3452, 4895, P6201, P6202, P6226	Mattos, F.R.	P2743
Masano, T.	P1466, P1859, P6523	Matic, G.	P3384, P3749, P6420	Mattsson, N.	P2510
Masaoka, Y.M.	P1589	Matic, S.	P3582	Mattucci Cerinic, M.	P4352
Mascellari, L.	52	Matoba, T.	1887, 4195	Matusiak, A.	P2856
Mascelli, G.	P943	Matos, D.	P854	Matuszak, J.	4284
Mascherbauer, J.	P1672, P2664, 3949, 5872, P6393	Matos, J.	P1594	Matuzoe, H.	P3314
Mascio, C.E.	P4727	Matovic, D.	5148, P5271	Matyas, C.	P236, P4369
Masciocco, G.	5873	Matsa, E.	P2624	Matyas, C.S.	P2637
Masdottir, B.B.	P1719	<b>Matskeplishvili, S.</b>	<b>22, 39, 244</b>	Maurer, E.	P1849
Maseri, A.	P4741	Matskeplishvili, S.	5961	Maupain, C.	P3611, P6547
Mashimo, Y.	P3354	Matsubara, T.	P3490, P3761, P4097, P6521	Maupoint, J.	P3584
Masiello, P.	P2493	Matsuda, J.	2047, P2529, 2987, 2989, 3081, P4421, P4422, P4424, P4447, P6137, P6518, P6531	Maurage, C.	1138
Maskali, F.	P2649			Maureira, J.P.	P842
Maskon, O.	P3451	Matsuda, M.	P804, P911, P6536	Maurelli, M.	P2772
Mason, M.	P1155, P2500, P4091, 5149	Matsue, Y.	P1659, P3768, P4365, P6368	Maurer, G.	1369, P1662, P2888, P3789, P4782, P4800, P4801, 4833, P5183, P6231
Masoomi, R.	P749, P5938	Matsuhira, Y.	P1472	<b>Mauri, L.</b>	<b>21</b>
Masotti, A.	P2711	Matsuhisa, S.	P4394	Mauri, L.	P5216
Masotti, M.	P4399, 4946	Matsui, A.	3293	Mauri, M.	P825
Masotti, S.	P4721, P5464	Matsui, K.	185, P1377, P2503, P2724, P5233	Mauri, S.	P491
Masri, A.	P5933	Matsui, T.	P736, P2777	Mauri, V.	P839
Massamitsu Kambara, A.	P584	Matsui, Y.	P5382	Mauricio, M.D.	P6326
Massari, G.	P1539	Matsumoto, A.	P855	Maurizi, N.	4238
Massari, F.	P1649	Matsumoto, C.	3080, P4085, 5758	Maurovich-Horvat, P.	P553, P1799, 3204, 4245, 5137, P5222, P5519, 6604
Massaro, G.	P3510, P3530	Matsumoto, H.	P1805, P1817, P3607	Maurovich-Horvath, P.	P5300
Massberg, S.	P1828, 2116, P5226, P5227, P5383, 6005, P6467	Matsumoto, I.	P6427	Maury, P.	P632, P653, P685, 1134
		Matsumoto, J.	288, P3557	Mause, S.	P4451
		Matsumoto, K.M.	P3314	Mavrea, A.	2102
Masseria, C.	1357, 2065	Matsumoto, M.	P827	Mavrea, M.A.	P2878
Massetti, M.	P494, P2612	Matsumoto, N.	1362, P3637, P4413, P5287	Mavromatic, K.M.	P3697
Massin, F.	P1587, P2565, P2810	Matsumoto, T.	P3436, P4591	Mawatari, E.	P6200
Massironi, L.M.	P536	Matsumoto, Y.	3295, 3817, P4961, P5217	Maximkin, D.A.	P1855, P1861
Masson, S.	2374	Matsumura, A.	P3768, P5230	May, C.N.	P4416
Mast, T.P.	P4344	Matsumura, H.	P5322	May, M.-A.	3989
Mastitskaya, S.	2257, 4196, P4325, P5407	Matsumura, Y.	P641, P3406, P3449	May, O.	P2429, 2957
Mastoris, I.	P4309	Matsuno, H.	P663	Mayer, E.	P1771, P3351
Mastrogiovanni, G.	P2493	Matsuno, S.	P4094, 5146	Mayer, J.	P4513, P4516
Mastromarino, V.	P5194	Matsuo, C.	1137	Mayer Jr. O.	270
Mastrosimone, G.	P207	Matsuo, H.	P1140, P2147, P5323	Mayet, J.	P1703
Mastrullo, V.	P5915	Matsuo, N.	P6582		



## Chairpersons & Judges / Speakers & Discussants / Authors May – Men

NAME	PAGE(S) / PROGRAMME NR(S)	NAME	PAGE(S) / PROGRAMME NR(S)	NAME	PAGE(S) / PROGRAMME NR(S)
Mayordomo, S.	P1774	McEvoy, D.	2224	Mehmedbegovic, Z.	P212, P949, P3355,
Mayorga Bajo, A.	P3313	McEvoy, M.	P1598		P3443, P3452, P4132, 4895, 5148, P5271,
Mayosi, B.	P6296	McFadden, E.P.	3212		P5282, P6201, P6202, P6226, P6228,
<b>Mayosi, B.M.</b>	<b>159</b>	McFarlane, P.	P3810		P6241
Mayosi, B.M.	4045, 4047	McGarrah, R.W.	P1671	Mehra, M.R.	P2179
Mayoux, E.	P5411	McGavigan, A.	P234	<b>Mehra, R.</b>	<b>327</b>
Mayr, A.	P4299	McGhie, J.	P1145	Mehra, R.	4919
<b>Mayr, M.</b>	<b>86</b>	McGinnigle, E.	P6169	Mehran, R.	P569, P1154, P1827, P1838,
Mayr, M.	P3124, P5184	McGoon, M.M.	5746		P2160, 2240, P3439, 3937, P4309, P5004,
Mayr, P.	P575, P3683	McGowan, J.	P231, P1718		5079, P5167, P5608, P5609, P5641, P6225
Mayrhofer, T.	5137	McGrady, M.	P3614	Mehta, P.	6083
Maza, M.	P4658	McGrew, F.	P3485	Mehta, P.K.	P967, P1411
Mazaev, V.P.	P1863	McIlfatrick, S.J.	P6354	Mehta, S.	P5277, P5516
Mazar, M.	P3125	McIntyre, R.	6078	Mehta, S.R.	1036
Mazaris, S.	P4471	McKay, K.	6078	Mehtha, J.L.	P583
Mazgova, A.A.	P3685	McKee, G.	P2415	Meier, P.	332
Mazij, M.	P3518	McKee, M.	396	Meijboom, F.J.	P246, 6090
Mazin, I.	P2883, P3142, P3346, 6044	McKeever, E.	1236	Meijborg, V.	1886
Mazo, A.	6044	McKenna, P.	P3512	Meine, M.	P6279
Mazon Ramos, P.	P5161	McKenna, W.	5976	Meirelles, A.V.	2142
Mazuelos, F.	P686, P1157, P2438, 4947, P5259, P6210	<b>McKenna, W.J.</b>	<b>97, 312, 381</b>	Meisinger, C.	P2152
Mazuelos Bellido, F.	1318, P2464, P4667	McKinney, H.	P5000	Meissner, A.	P4331
Mazur, P.M.	P3680, P4665	<b>McLaughlin, V.</b>	<b>215</b>	Meister, T.	P625, P2156
Mazurek, A.	P618	McLaughlin, V.	3286, 3880, 6092	Meixner, F.	P2144
Mazurek, M.	2379, P4328, P6285, P6444	McLean, S.	4068	Mejia, H.	P961
Mazza, A.	2381	McLeold, C.	P3807	Mekarnia, A.	P4784
Mazzaferri, E.L.	P4309	McManus, R.	2008, 4878	Mekhdoul, I.	P4784
Mazzanti, A.	2014	McManus, R.J.	2294	Melander, O.	P683, P812, 3231, 3267, 3268,
Mazzanti, G.	P871, P1775, P2782, P6485	McMullen, J.R.	P5403		P3525, P4113, P5905
Mazzanti, M.	P6155, P6156	McMurray, J.J.	P230, P1658	Melandri, G.	P622, P2397
Mazzarotto, P.	P3424	<b>McMurray, J.J.V.</b>	<b>45, 131</b>	Melby, S.	P1741
Mazziotti, A.	P4380	McMurray, J.J.V.	148, P229, 451, 452, 455, 1015, 1016, 1047, P1173, P1629, P1656, 1950, 1951, 3155, 3156, 3827, P4590, 5126, 6620	Melchiori, R.E.	P198
Mazzola, A.	P2772			Mele, D.	P6280
<b>Mazzolai, L.</b>	<b>260</b>	McNab, D.	P2454	Melendez, G.	P744
Mazzolai, L.	2983	McNally, E.M.	5132	Melenovsky, V.	P1580, P2178, P3723
Mazzone, C.	1011, P1143, P6372	McNitt, S.A.	P691	Melian Nuez, F.	P5451
Mazzone, P.	P1488	McQueen, M.	P2426	Melica, B.	P5307
Mazzoni, L.	5978	Meave, A.	P744	Melicis, K.	P906
Mazzotta, G.	P506, 3076	<b>Mebazaa, A.</b>	<b>80, 194</b>	Meliga, E.	2281
Mazzotti, A.	P3510	Mebazaa, A.	1096, P1663, P1668, 3054, P3577, P4557, P4589, P4802, P5198	Melillo, F.	P3417
Mazzucotelli, J.-P.	P6332			Melina, G.	P2484, P5900
Mbelesso, P.	P3665			Melissopoulou, M.	P5934
McAdam, B.	P3620	Mebazaa, A.M.	176, 1123, P1624	Mellander, O.	P1376, P3551
McAlister, F.	P2669	Mechmeche, R.	P1755	Mellbin, L.	P2428
McAlister, F.A.	P1629	Mechtouff, L.	5037, 5038	Mellert, F.	P2422, P5535
McAllister, D.	4830	Medalion, B.	P626	Mello, M.D.	P877
McAloon, C.J.	P6169	Meddour, M.	P4557	Mello, S.	P5279, P5280
McCausland, K.	P5565	Medentseva, O.	P5419	Melloni, C.	1353
McClelland, R.	5867	Meder, B.	P1654, 2246, 3061, P5179, P5447	Melnychenko, N.	1368
McClelland, S.	P5506	Medina, A.	P1157, P3478, 4939, 4947, P5259, P5926	Melo, G.R.G.	P217, P3526
McCConnell, M.V.	P6493			Melo, M.D.	P1819, P2805
McCormick, D.J.	P3318	Medina, J.	P6567, P6568	Meloni, A.	P1666, P4979, P6136, P6141
McCormick, K.	P1403	Medina-Inojosa, J.R.	P1686, P3130	Meloux, A.	3247
McCormick, L.	P567	Mednikov, L.	P5645	Melsens, K.	P2792
McCormick, L.M.	P1808, P1810	Medrano-Lopez, C.	P2798	Melsom, M.N.M.	P3578
McCrink, K.A.	2128	Medvedeva, E.A.	P4565	Meltzer, A.	P236
McCurdy, M.T.	1363	Medvey, M.	P1152	Menardi, E.	P3506
McDermott, M.	300	Meeuwsen, J.A.L.	P2839	<b>Menasche, P.</b>	<b>277</b>
McDiarmid, A.K.	P3602	Meex, S.J.	P803	Menasche, P.	1230, 1886, 2035
<b>McDonagh, T.A.</b>	<b>39</b>	Meex, S.J.R.	P799	Mencel, G.	4938
McDonagh, T.A.	2350, 4875	Mega, S.	P1752, P6277	Mendelsohn, F.O.	3996
McDonald, J.E.	P6426	Megarbane, B.	P4760	Mendes, M.	P573, P854, P1628, P1676, P1872, P2577, P5279, P5341, P5359, P6371
<b>McDonald, K.</b>	<b>134</b>	Megias, A.	P5579		
McDonald, K.	1235	Megias Saez, A.M.S.	P3368	Mendes, R.G.	P2704
McDonald, M.	P6170	Meguro, K.	P529	Mendes-Ferreira, P.	P5400, P5406
McElduff, P.	P1598	<b>Mehilli, J.</b>	<b>92, 309, 384</b>	Mendes-Pedro, M.M.	P2801, P2802
McEneaney, D.	P2189	Mehilli, J.	P1828, 2116, 3020, P6467	Mendez, J.	P2441
McEniery, C.	P2393			Mendez, V.M.F.	P5480
McEvedy, S.	P3621			Mendez Fernandez, A.	P775
				Mendez-Fernandez, I.	P2798

## Chairpersons & Judges / Speakers & Discussants / Authors Men – Mil

NAME	PAGE(S) / PROGRAMME NR(S)	NAME	PAGE(S) / PROGRAMME NR(S)	NAME	PAGE(S) / PROGRAMME NR(S)	
Mendiguren, J.		P518	Merlini, G.	P2796, 5133	Michel, J.	P575, P3683, P5263, P6457
Mendiz, O.		P2432	Merlini, P.A.	P3467, P3468	Michel, J.B.	3943
Mendonca, M.	P802, P4123, P5928		Merlo, M.	P498, P3570, P3732	Michel, M.	P1518, P3528
Mendonca, M.I.		P1614, 3269	Merrill, P.	P2586	Michel Guisasola, I.	P614
Mendoza, I.		P647, 3067	Merten, C.	P3687	Michelassi, C.	P552, P3316
Mendoza, I.J.		3067	<b>Mertens, L.</b>	<b>385</b>	Michelena, H.	4053
Mendoza, M.		P2584	Mesa, D.	P857, P2438, P5299	Michelet, P.	P4600
Mendrinós, D.		P4596	Mesa Rubio, D.	1318, P2464	Michelongona, A.	P845, P853, P1142, P3692, P4648, 4931
Menegus, M.		P4135	Mesado Batalla, N.	P775, P6417		
Meneguz Moreno, R.		P1747	Meshrif, A.M.I.R.	P2770	Michelotti, F.	P2578
Menete, A.		P4985	Mesquita, E.T.	2142	Michels, G.	P646, P1407
<b>Meneveau, N.</b>		<b>159, 370</b>	Mesquita, J.	P854, P1676, P5341, P5359,	Michels, M.	P1188, P5301
Meneveau, N.	P1844, 2119, 4151, P4400, P4449, P5590, 5858, 5859, 6006, P6134, P6549		Mesquita Gabriel, H.	P6371	Michelsen, H.	P2708
Menezes, F.R.		P723, P5602	Messali, A.	P573	Michishita, I.	P5612
Menezes, M.N.	P665, 2308, P3330, P3474, P5303, P6160, P6221		Messas, N.	P3469	Michnovsky, N.	P6414
Meng, I.L.		P2569, P2574	Messerli, F.	P1539	Michos, E.D.	P833, 2090, P2718
Meng, J.I.		P4430	Messerli, F.H.	5759	Micic, D.	P5439
Meng, T.C.		P2634	Messika-Zeitoun, D.	3923	Mickley, H.	P1853, P5430, P6404
Meng, Y.		P1483		P540, 1112, 1278, P1743, 2109, 2111, P2421, P2768, P5934	Middeldorp, M.E.	P6293
Mengden, T.		2009	Messina, E.	P6130	Middeldorp, S.	1877, 5854, 5856
Menghini, R.		3945	Messner, M.	P3537, P4633	Middleton, R.	P2614
Mengoni, A.		P5437	Mestanik, M.	P3385	Midei, M.	P3144, P3811
Menhofer, D.		P6124	Mestanikova, A.	P3385	Midtboe, H.B.	P5527
Menicanti, L.	P3571, P6341		Mestre, J.L.	P576	Mielczarek, A.	P1744
Menichelli, D.		P2605	Mestroni, L.	P498, P4981	Miele, M.M.	P2496
Menichetti, F.		P219, P3500	Mesut Dogan, S.	P6576	Mierzynska, A.	1884
Mennuni, M.		P2159, P4092	Metallinos, G.	P4596	Migaj, J.	P6388
Menon, V.		1900, 3863	Metaxa, V.	P3678, P4641	Migaldi, M.	P2739
Menon, V.M.		P783	Metaxas, M.	P616, P826, P1478	Migeotte, P.-F.	P4379
Menotti, A.		P4609	<b>Metra, M.</b>	<b>245</b>	Migionio, M.	P1752
Menown, I.		P2189	Metra, M.	365, 2369, P2655, 3825, 5707, 5846, 6002	Migliore, F.	P238, P687
Menown, I.B.A.		P5290	Metselaar, J.	4284	Migliorini, A.	P1156, P2828, P2831
Menozzi, A.		P6135	Metz, T.	P4463, P5354	Migliorino, D.	P6412
Menshikov, M.		P3654	Metzdorf, P.A.	P546	Mignano, A.	P6412
Mentias, A.		6079	Metze, C.	P1407	Mihaila, M.	P482
Mentias, A.M.		P896	Metzendorf, M.I.	P3345	Mihaila, S.	P2462, P4371
Mentz, R.J.		P2677	Metzger, D.C.	P4309, P5167	Mihalcea, D.	P2181
Menza, M.		P4398	Metzger, J.P.H.	P4095	Mihaljevic, T.	6079
Menzin, J.		1357, 2065	Metzler, B.	P4299	Mihalg, G.	P3379
Menzorov, M.V.		P3609	Meune, C.	P6397	Mijic, N.	P3384, P3749, P6420
Meras, P.		P4764, P5470	Meurice, T.	P5595, P5620	Mikami, A.	P947, P948, 2123
Meras Colunga, P.	P5468, P5580, P6153		Mewton, N.	P2846, P4448, 5867	Mikhail, G.	117, 119, 121, 339, 341
Merat, B.		P3646	Mewton, N.M.	P934	Mikhail, G.W.	P585
Merati, E.		P5346	Meyer, G.	2120, P6110	Mikhailidis, D.P.	P1704, P2718, P3650, 4909
Mercadier, J.J.		P6557	Meyer, K.	P1620	Mikhailiev, K.O.	P4461, P4467
Mercedes, R.		P4635	Meyer, S.	P2655, P6498	Mikhailieva, T.V.	P4461, P4467
Mercer, B.		4279	Meyer, T.	391	Mikhaylov, E.N.	P1388
Merchan, S.		5871	Meyer Zuern, C.	P3508	Mikhed, Y.	P722
Mercola, M.		1886	Meyer-Zuern, C.S.	P658	Miki, T.	P534, P1600, P2639, P3648, P5185
Mercuri, A.		P779, 5147	Meyhoffer, J.	P2585	Mikiik, R.	P1661
Mercuri, M.		1354, 5875	Meyghani, Z.	5138	Mikros, E.	P2740
Mercuri, M.F.		1879	Meynet, I.	P6257	Mikulicic, F.	P893, P5238, 6089
<b>Mercuro, G.</b>		<b>323</b>	Meza, Y.	3067	Mikuri, M.	P1805
Mercuro, G.		5049	Mezilis, N.	P5356	Mikus, E.	P5532
Mercy, M.		P546	Mliake, J.	P4501	Mila, L.	P4774
Merdler, A.		49	Miao, H.	P6348	Mila Pascual, L.	P667
Meredith, I.T.		P567, P5160	Miatello, R.M.	P4508	Milano, E.G.	P5267
Mereles, D.		P4500, P6440	Miceli, A.	P3570	Milano, S.	P6367
Merezal, E.K.		4060	Michael, K.	P1559	Milanovic, A.	4060
Merghani, A.		P1691	Michaelson, J.	P4444	Milasinovic, D.	P212, P949, P3355, P3443, P3452, P4132, 4895, 5148, P5271, P5282, P5644, P6201, P6202, P6226, P6228, P6241
Merina, A.		P3627	Michaelsson, E.	P5435	Milazzo, A.	5873, P5885
Merino, J.L.		2377, 4886, P5342	Michailov, G.	P3388, P3389	Milazzo, F.	P1506
<b>Merkely, B.</b>		<b>311, 361</b>	Michal, M.	2368	Milazzo, V.	P5596
Merkely, B.	P236, P553, P613, P727, P729, P781, P1799, P1835, P2637, P3508, P3541, P4369, P5222, P5300, P5519, P5560, P5640, P6252, P6273, P6486, 6604		Michalak, M.	P5309	Milburn, T.	P1199
Merlet, L.		P1705	Michalis, L.K.	1246, 2988, P3089	Milei, J.	P1457, P1459
			Michalowska, I.	3997, P4998	Miles, J.	P5457
			Michalski, B.	P898, P1445, P3800	Milesi, G.	P5203
			Michalski, B.W.	P3378	Milewski, K.	P2204
			Michalski, M.	4066		

## Chairpersons & Judges / Speakers & Discussants / Authors Mil – Miz

NAME	PAGE(S) / PROGRAMME NR(S)	NAME	PAGE(S) / PROGRAMME NR(S)	NAME	PAGE(S) / PROGRAMME NR(S)
Milewski, K.P.	P5309	Mingo Santos, S.	P199, P1415	Mitsouras, D.	3820
Milewski, R.	P3707, P4694	Minha, S.	P4780	Mitsuhashi, T.	P5233
Milic, V.	P3716	Minhas, K.	P3326	Mitsuma, W.	P3490, P4097
<b>Milicic, D.</b>	<b>17, 18, 23</b>	Minier, T.	P1436, P1446	Mitsuoka, H.	P2751
Milicic, D.	20, 115, P913, P966, P2657, 4918, 6041, 6607	Minissian, M.	P959	Mittal, S.	2376, P2556, P5316, P5375
Miliewicz, D.	2284	Minissian, M.B.	P967	Miura, F.	P6275
Miliopoulos, D.	P2650, P2687, P3514, P4604	Ministeri, M.	P876, P2811	Miura, F.M.	P1589
Miliou, A.	P712, P806, P1607, P2479, P5465, P6533	Mink, D.M.	5746	Miura, H.	P4300, P4581, P5434
Miljoen, H.	P6186	Minoshima, A.	P679	Miura, K.	P589, P2409, P2715, P3410, P4096
Milkas, A.	P2502, 3078, P4390, P4417	Minoshima, K.	P674	Miura, K.M.	P1182
Millar, J.	P5245	Mintz, G.S.	P4446	Miura, M.	P766, P1640, P3406, P6373
Millar, L.	P237, 5977	Mintzaridis, E.	P6449	Miura, S.	P921, P1165, P5321
Millarg, C.	P4974	Minzel, T.	2337	Miura, T.	P827, P1600, P1739, P2639, P2684, P2697, 4234, P5185, P6200, P6421, P6422
Millasseau, S.	P5890	Miolo, G.M.	P3805	Miura, Y.	P579
Miller, C.	P4706	Mipinda, J.B.	P1146	Miwa, H.	P204, P4385
Miller, E.J.	P879, P6152	Mirabel, M.	P1187, 3043, P5568, P6474	Miwa, N.	P6479
Miller, J.	P5490	Mirabet Perez, S.	P775, P6417	Miwa, T.	P3400, 4935
Miller, K.	P1705	Miracapillo, G.	P6263	Miyagawa, N.	P2715
Miller, M.A.	P696, P5302	Miracle, A.	P2691, 5091	Miyagawa, N.M.	P1182
Miller, R.	1354	Miramontes, J.P.	P4988	Miyagi, M.	P796
Millerick, Y.T.	43	Miramontes, P.	181	Miyagi, N.	P4762, P6577
Milleron, O.	P540, P623, P1794, P2399	Miranda, B.	P5281	Miyagi, T.	P2499
Milliner, M.	5141	Miranda, F.	P2694	Miyahira, Y.	P539
Mills, N.L.	P1197, P2731, P4788, P4791, 4830	Miranda, L.O.	P1464, P2394	Miyairi, T.	P3370
Milman, A.	P3673	Miranda, M.S.	P5504	Miyajai, Y.	P1191, P1778
Milner, P.	P3144	Miranda, M.X.	4866	Miyajima, K.	P5235
Milner, P.G.	P3811	Miranda-Barrio, B.	P249	Miyake, M.	P843, P1740, P2494, P4708, P5546, P5935, P6392
Milo, M.	P1809	Mircoli, L.	P945	Miyake, T.	P5323
Milojevic, P.	P6197	Mirek-Bryniarska, E.	P2863	Miyamoto, K.	P1560, P1643, P3473, P3739, P4314, P4980, 5980, P6272, P6295
Milosavljevic, B.	P6197	Mirguet, C.	P1507	Miyamoto, S.M.	P2758
Milosevic, A.	P3452, P4132, P5644, P6226	Mirhadji, E.	P3381	Miyamoto, T.	1362, P1637, P1733, P2512, P2515, P2733, P4464, P4602, P5220, P5324, P6479
Milotis, T.	P5435	Mirica, D.C.	1317	Miyamoto, Y.	P1179, P2862, P4314, P5939
Milting, H.	P1609	Miro, O.	P232, 1065, 5820	Miyanaga, D.	P3658
Milwidsky, A.	P1700	Miro-Palau, V.M.P.	P3553	Miyata, H.	P4402
Milzi, A.	P4405	Mironova, N.A.	P4474, P4476	Miyata, M.	P714
Mimoso, J.	P930, P2860, P3770, P5279, P5632	Mironova, S.A.	P3401	Miyata, S.	P1640, 2131, P6313, P6373
Min, J.K.	353, P1728, 4242, P6403	Mirsadraee, S.	P5215	Miyata, Y.	P6167
Min, K.D.	P3594	Mirsaeva, G.K.	P4391	Miyauchi, H.	P5562
Min, S.Y.	P662	Mirto, T.	P2794, P3734, P4956	Miyauchi, K.	P716, P6214, P6237, P6452
Minagoe, S.	P542	Mirza, A.	P1507	Miyauchi, K.K.M.	P3655
Minakami, H.	P5585	Mirzaei, M.	P1720	Miyauchi, M.	P3669
Minakata, K.	P1511, P3540, P5911, P6315	Mirzajani, M.M.	P1720	Miyauchi, S.	P2675, P4757
Minakata, Y.M.	P1374	Misaidou, S.	P5270	Miyauchi, T.	P5552
Minamai, K.	P5340	Misaki, A.	P6427	Miyazaki, A.	P4494, P5540, P6246
Minami, K.	P865, P2433, P2532, P3354, P3751, P4964, P5937	Misawa, T.	P834, P1471, P2534, P2683, P4403, P4407	Miyazaki, S.	P1402, P4524
Minami, T.	P1739	Misfeld, M.	P484	Miyazaki, Y.	P1147, P1191, P1778, P3490, P4097, P5173, P5604
Minami, Y.	P2525, P2539, P3618, P4406, P4433, P5461	<b>Mishra, S.</b>	<b>272</b>	Miyazaki, T.	P596, P716, P5408
Minamimoto, R.	P6167	Miskowiec, D.	P898, P2445, P3800	Miyazaki, Y.	P1608, P5324
Minamimoto, Y.	P4607	Mismetti, P.	5967	Miyazawa, K.	P1689
Minamino, T.	291, 1266, P1595, P1623, P2175, P4556, P6343	Misra, M.	6083	Miyoshi, A.	P1592
Minamino-Muta, E.	P1621	Missere, M.	P6136	Miyoshi, T.	104, P534, P535, P1865, P3100, P3101, P3648, P6582
Minamino-Muta, E.M.	P2758	Misuraca, L.	P4966	Mizia-Stec, K.	P538, P2589
Minamisawa, M.	P2684, P6422	Misztal, M.	P598	Mizrachi, Z.	P3125
Minana, G.	1076, 2371, P5394, P6116, P6190	Mitani, H.	P661	Mizuguchi, Y.	P1516, P5496
Minardi, L.	P4779	Mitarai, M.	P2723	Mizukami, A.	P3768, P4365, P5230
Minasian, S.M.	P515	Mitchel, Y.B.	P5892	Mizukami, N.	P542
Minatoguchi, S.	P204, P652, P663, P672, P947, P948, P1140, P1417, P1432, 2123, P2147, P3400, P3605, P4375, P4385, 4935, P5323, P5618, P6095	Mitchell, K.	P4320	Mizukami, T.	P4524
Minchola, A.	2140	Miteva, K.	P2623, P5570	Mizukoshi, K.	P865, P3360
Mine, T.M.	P4498	Mittlacher, M.	3068	Mizumi, S.	P1765, P5443
		Mito, S.	P2833	Mizuno, A.	P4699
		Mitomo, S.	P6212	Mizuno, M.	P1600, P2639, P5185
		Miton, N.	P1701	Mizuno, N.	P897
		Mitrasch, A.	P5294	Mizusawa, M.	P834, P1471, P2534, P2683, P3384, P3749, P6420
		Mitrega, K.	4938		
		Mitrofanova, L.	P763		
		Mitrofanova, L.B.	P4336, P6503		
		Mitropoulos, F.	P4650		
		Mitropoulou, F.	P845, 4065		
		Mitrovic, N.	P3384, P3749, P6420		
		Mitrovic, P.	P3384, P3749, P6420		

## Chairpersons & Judges / Speakers & Discussants / Authors Miz – Moo

NAME	PAGE(S) / PROGRAMME NR(S)	NAME	PAGE(S) / PROGRAMME NR(S)	NAME	PAGE(S) / PROGRAMME NR(S)
Mizusawa, Y.	P3471	Mohammad, M.	P936, P2530	Monfort, A.	P2505
Mizushima, W.	288, P3557	Mohammad Shoaib, H.	50	Mongeon, F.P.	P220
Mizutani, H.	P2203, P3756	Mohammed, S.	P3511	Mongiardo, A.	P4339, P5285, P6106
Mizutani, M.	P5224	Mohammed, S.	P4666	Monjillo, M.	P4318, P5398, P5402
Mizutani, T.	P756, P2671, P3757	Mohan, M.	1018	Monia, B.	P4549
Mizutani, Y.	P859	Mohanty, P.	P2404, 3294, 3300, P4463,	Monia, B.P.	P4955
Mladenovic, D.J.	P3355, P3443, P4132,	Mohanty, S.	P2404, 3294, 3300, 3301,	Monin, J.-L.	372, 1312, P2775
5148, P5271, P5282, P6202, P6228, P6241			P4463, P4486, P5327, P5328, P5335,	Monin, M.L.	P3611
Mlcek, M.	P4558		P5343, P5354	Monitillo, F.	P1632, P1642, P1649, P2146,
Mleczo, S.	P1473	Mohd Arshad, M.K.	P3399		P2643, P6375
Mlejnek, D.	P6502	Mohee, K.	P3619	Monivas Palomero, V.	P199, P1415
Mlynarska, A.	P5239, P6247	Mohiddin, S.	P639, P3729	Moniwa, N.	P827
Mlynarska, K.	P817	Mohite, P.N.	P2411	Monje Garcia, L.	5751
Mlynarski, R.	P5239, P6247	Mohlenkamp, S.	P4949	Monji, A.	P2478, P2626, P5409
Mo, Y.	P965, 1317	Moholdt, T.	4914	Monmeneu, J.V.	1076, P1693
Mo, Y.J.	P1139, P5530	Mohr, F.W.	P484, P4690, P5523, P5531,	Monmeneu-Menadas, J.V.M.M.	P3553
Moady, G.	P4786		6610, 6616	Monne, M.	P3467, P3468
Moat, N.	86	Mohr, R.	P626	Monopoli, D.	P5493
Moat, N.E.	P5899	Mohsen, A.	P4496, P5374	Monrad, S.	P4135
Moayyeri, A.	5776	Mohseni, H.	1127	Monreal, C.	P5328
Mobarrez, F.	P4691	<b>Mohty, D.</b>	<b>316</b>	Monreal, M.	P2554, P4693, 5967
Mocarzel, K.	2142	Mohty, D.	P886, P1444, P1469, P1757,	Mons, U.	2092
Mocchetti, M.	P2200, P3456, 6602		P3748, P5291	Monsec, T.M.	P934
Mocchetti, T.	P697, P2200, P3456, 6602	Moir, C.R.	P627, P1158	<b>Monserat, L.</b>	<b>97</b>
Moceri, P.	4932	Moiseev, V.S.	P6379	Monserat, L.	P887, 5976
Mocharla, P.	P1171	Moiseeva, O.M.	P6460	Mont, L.	109, 392, P705, P1160, P1527,
Mochidome, T.	P2684, P6421, P6422	Moiseeva, Y.	P5892		3172, P3481, P3498, 6035, 6059, P6300
Mochizuki, Y.	P3314	Mojoli, F.	P643	Mont, L.L.	2377
Mochula, A.	P6146	Mokdad, A.	P1720	Mont-Girbau, L.	P2430
Mockel, M.	P3786	Mokracek, A.	P6276	Montabone, A.	4941
Mocrooa, A.	P518	Moldovan, C.	P4434, P5297	Montagnani, M.	2124
Modas Daniel, P.	P2744, 3819, P5205,	Moldovan, O.	P2801, P2802	<b>Montaigne, D.</b>	<b>84</b>
	P6581	Molenaar, M.M.D.	3299, P5338	Montaigne, D.	P3641
Modas-Daniel, P.	P532	Molfese, M.	P6135	Montalescot, G.	P2825, P3790, P4666,
Modica, M.	P2701	Molina, B.	P5423		5141, P5610, P5640, P6547
Modine, T.	83, 3023, 3025, 3027	Molina Blazquez, L.	P3671	Montalescot, G.M.	1203, 2221, 2916, 3214,
Modrau, I.S.	2040	Molina-Ferragut, L.	P1776		3218, P6407
Moebius-Winkler, S.	P971	Molina-Lerma Manuel, M.L.M.	P2797	Montalto, C.	P5261
Moebus, S.	P4949	Molinero, F.	P6155, P6156	Montanaro, C.	P876, P2811
Moeckli, R.	P6429	Molino, A.	P2182	Montange, D.	P1844, P5590, 6006
<b>Moehlenkamp, S.</b>	<b>385</b>	Mollace, V.	4293	Monteagudo, J.M.	P2421, P5299
Moelker, A.	P4795	Mollema, E.M.	1316	Monteagudo Ruiz, J.M.	P510, P857, P863,
Moeller, D.S.	P3809	Mollenhauer, M.	P2629		P2874, P4647
Moeller, K.	P4535	Moller, J.	P4358	Montebello, E.	P6517
Moeller, S.G.	P4754	Mollmann, H.	P844	Montecucco, F.	P828, P1803, P2638, 3208
Moeller, V.	P3533	Mollmann, S.	P844	Monteforte, I.M.	P2436
Moeller Hansen, S.M.H.	P4754	Molnar, A.A.	P1799	Montefusco, A.	3074, P4435, P6191
Moellmann, H.	P809, P3097, P4545, P5622,	Molnar, L.	P6252	Monteil, C.	P5441
	6610	Molon, G.	P1488	Monteiro, A.	P1795, P2744, 3819
Moellmann, H.M.	P4680	Moltrasio, M.	P2830, P3102, P5346, P5365,	Monteiro, A.V.	P5205
Moellmann, J.	P5410		P5596	Monteiro, I.	P3769
Moelvig, J.	P760	Molvin, J.	P4113	Monteiro, J.	P802, P1614, 3269, P4123,
Moerkamp, A.T.	P2617	Momcilovic, D.	P4671		P5499, P5928
Moertl, D.M.	1883	Mommerot, A.	P6332	Monteiro, P.	5801
Moesenlechner, T.	P2616	Momose, M.	P3724	Montejo-Baranda, M.	P4993
Moffet, H.H.	P1715	<b>Monaco, C.</b>	<b>92</b>	Montemurro, F.	P2177
Mogelvang, R.	P195, P1547	Monaco, C.	981	Montenegro Sa, F.	P6425
<b>Mogensen, J.</b>	<b>327, 380</b>	Monaghan, M.	P858, P1751, P3690	Montero Cabezas, J.M.	P3744
Mogensen, U.	1015, 1016	<b>Monaghan, M.J.</b>	<b>140</b>	Montero Perez-Barquero, M.	P5515
Mogensen, U.M.	P230, P822, P1673	Monaghan, M.J.	1315	Montero-Argudo, A.M.A.	P3553
Moguchaya, E.	P2714	Monahan, M.	2294	Montes De Oca, R.	P5342
Mohacci, P.	P500, P732	Monakier, D.M.	P5219	Monti, E.	P871, P1775, P2782, P6485
Mohacci, P.J.	4920	Monassier, L.	P2649	Monti, M.C.	P3799
Mohamad, M.G.	P2447	Monda, K.L.	P1716, P3634, P4987	Montiel Quintero, R.	P6281
Mohamadi, A.	P1378, P2649	Mondesert, B.	P220, P1557, P6299	Montorfano, M.	P1144, P1750
Mohamed, A.M.N.	P2447	Mondillo, S.	P1435, P5438	Montorfano, M.	P5261
Mohamed, B.A.	P2171	Mondoly, P.	P1518, P3528	Montserratt, J.M.	P705
Mohamed, M.A.	P4605	Mondritzki, T.	P6345	Montserratt, N.	P4499
Mohamed, M.O.	P1531	Monedero, M.C.	P4764	Monzo, L.	P6357
Mohamed, S.F.	P3451	Monello, A.	2115, P3417	Moore, T.	P1694, P1839, 3307
Mohamedali, B.	P2673				

## Chairpersons & Judges / Speakers & Discussants / Authors Moo – Mou

NAME	PAGE(S) / PROGRAMME NR(S)	NAME	PAGE(S) / PROGRAMME NR(S)	NAME	PAGE(S) / PROGRAMME NR(S)
Moon, J.	4806, 5868	Moreu Burgos, J.	P5283	Morozumi, A.	5882
Moon, J.C.	P1691	Moreyra, A.E.	P4799	Morquecho, I.	P1406, P2766
Moon, J.G.	P621	Morgado, F.	P5341, P5359	Morr, C.	3067
Moonen, J.R.A.J.	P702	Morgado, F.B.	188	Morr, I.	3067
Mooney, D.J.	P3651	Morgado, G.J.	P5646, 5736, 5745	Morrell, N.W.	P708
Moore, H.L.	P244	Morgagni, R.	P3470	Morris, A.	P5325
Moore, J.	P883	Morgan, N.	P2189	Morris, M.M.	P792
Moore, X.L.	P2633	Mori, H.	178, P751, P1612, P4643, P4983, P5427, P5476	Morrone, D.	P6098
Moore Moris, T.	P4511	Mori, K.	P4353	Morrow, D.	1354
Mooss, A.	P499, P2763	Mori, M.A.	P4610	Morrow, D.A.	1308
Mora, J.A.	P5469	Mori, N.	P1472	Morseth, B.	P1681
Mora, V.M.	2136	Mori, R.	P5482	Mortier, P.	3261
Mora Yague, L.	P511	Mori, S.	P590, P595, P602, P3785, 4063, P6532	Morton, J.	P5213
Moraes, A.A.I.	5755	Mori Junco, R.A.	5769	Morvan, C.	P5429
Moraes, D.M.	P2729	Moriarty, P.	5777	Morvan, M.	3943
Moraes, L.R.	P6361	Moriarty, P.M.	P717, 3166	Mos, L.	2293, P4733
Moraes Rego Sousa, J.E.	P584	Moribayashi, K.	P2469	Mosca, C.	P643, 5744
Morais, C.	1358, 3070	<b>Morice, M.C.</b>	<b>137</b>	Mosca, M.	P4352
Morais, J.	P916, P922, 1358, 5815, P6425	Morice, M.C.	313, P570, P578, P4308, 5035, 5153, 5954	Moscarella, E.	P5285
<b>Morais, J.A.C.</b>	<b>38, 126, 311</b>	Moriel, M.	P5926	Moscatto, S.	P5393
Morais, J.A.C.	188, 3242	Morigi, M.	P3546	Moschandreass, J.	P3657, P4609
Morais, L.	P1795, 4028, P5205, 5740	Morikawa, T.	3229, P4439	Moschini, L.	P6574
Morales, D.	P774, P810, P1573, P2662, P3104	Morillo, C.A.	6073	Moschos, G.	P492
Morales, G.I.	P2579	Morillo, R.	P4693	Moschovitis, A.	P524, P1748, 5154
Morales Garcia, L.J.	P746	Morimoto, J.	P2442, P4353	Moschovitis, G.	P2607
Moran, A.	P1720	Morimoto, M.	180	Moscucci, M.	P1695
Moran, L.	P1764, P1774, P2778	Morimoto, R.	178, P751, P4326, P4983, P5427	Moser, D.K.	P3621, P5492
Moran Fernandez, L.L.	5754	Morimoto, T.	P475, P1413, P1608, P2745, P2747, P2751, 3303, P3679, P4664, P5272, P5935, P6365	Moses, J.R.	P4981
Morando, G.	P5208	Morimoto, T.M.	P2758, 5738	Moshiri, S.	P3459
Morani, G.	2380, P3504	Morimoto, Y.	P5158	Mosquera-Leal, A.	P1596
Morariu, M.	P525, P6424	Morimura, N.	P641, P3486	Moss, A.J.	P691, 1892
Moravec, O.	P651, 4215, P4772, P4776	Morini, E.	P3470	Mosseri, M.	P4624
Morawietz, H.	P2742	Morinigo, J.L.	P694	Most, A.	1042
Morawski, S.	2379	Morino, Y.	P1852, P2645, P3757, P5217	Most, P.	P3558
Morbach, C.	P758, P5165, P5458, P5512	Morioka, Y.	P2525, P2539	Mostarda, C.	P1697
Mordi, I.	1018, 6078	Moris, C.	P2161, P3743, P5423	Mostbauer, G.	1368
Mordovin, V.	P608	Moris De La Tassa, C.	P6506	Mosteuru, S.	P3650
Moreira, A.	P1747	Morisaki, T.	2284	Mosterd, A.	P1868, P3794, 4832
Moreira, A.L.	P2491	Morishima, I.	P4493	Mostoslavsky, R.	4866
Moreira, C.H.	P2195	Morishima, M.M.	P2758	Mota, D.M.	P5513
Moreira, H.G.	P5241, P5504, P5507	Morishima, Y.	P4109	Mota Carmo, M.	P2180, 4028, P5479
Moreira, I.	P3444, P3781, P4661	Morishita, K.	P3605, P6095	Motoike, Y.	1137
Moreira, J.I.	P747, P929, P972	Morishita, S.	P4440	Motokawa, T.	P5660
Morel, O.	P848, P1539, P6332	Morishita, T.	3293, P3658	Motoki, H.	P2684, P6422
Morel, P.	P3778	Morita, H.	104, P534, P1592, P3648	Motomura, T.	P4771
Morell Cabedo, S.	P2453	Morita, J.	P2600, P3535, P5366	Motovska, Z.	P4729, P6203
Morello, A.	P2843	Morita, S.	P2549, P4969	Motoyama, S.	2045, P5235
Morello, M.	P5332	Morita, T.	P649, P1568, P1824, P1852, P2386, P3515, P4584, 5106, 5143, P5348, P6351, P6352, P6369, P6437, P6438	Motran, L.	P6323
Morely, K.I.	3065	Morita, Y.	P804, P911, P954, P4493, P5224, P6536	Motreff, P.	339, 341, P6569
Morena, E.	P2493	Moriwaki, K.	P3121	Motrico, E.	P5469
Moreno, J.	P2166, P2167, P5367	Morizzo, C.	P4429	Motta, R.A.	P5486
Moreno, M.	P5580	Mork, S.R.	P1804	Mottini, G.	2138
Moreno, M.U.	P1177	Mornos, A.	1017	Mottola, G.	P3774, P3783
Moreno, N.	P1495, P2459	Mornos, C.	1017	Moucka, P.	P2648
Moreno, P.	P6225	Moro, M.	2374	Mouden, M.	P6161
Moreno Arribas, J.	P4593	Morocutti, G.	P4301	Mougenot, N.	P4509
Moreno Planas, J.	4824	Morofuji, T.	P537, P1664	Mounsey, J.P.	P4640
Moreno Vinues, C.	P576	Moroi, M.	P1630, P6167, P6374	Moura Branco, L.	P479, P861, P1486, P2180, P6265
Moreno Yanguela, M.	P6153	Moroni, F.	P3374, P5885	Moura Ferreira, J.	P4732
Moreno-Arribas, J.	P6573	Moroooka, M.	P6167	Moura Guedes, J.P.	P4707
Moreno-Peral, P.	P5469	Morosato, M.	P3504	Moura-Branco, L.	P532, P2434
Moreno-Santos, I.	3947, P4532	Morosawa, S.	3817, P4961	Mourad, J.-J.	466
Moreo, A.	P4352			Mourali, M.S.	P1755
Moret, D.	P5238			Mouratoglou, S.A.	P545, P874
Moretti, A.	P1393, 5068			Moure, R.	P3145
Moretti, C.	P254, P2159, 2280, 2281, P2859, 3074, P3758, P4133, P4435, P6191, 6608, 6609			Mourouzis, K.	P970, P3098, P4471, 6007, P6533, P6560
Moretti, L.	P3424			Moussa, M.	P5902
Moretti, S.	1360, P5426, P5462			Mousseaux, E.	P5890

## Chairpersons & Judges / Speakers & Discussants / Authors Mou – Nab

NAME	PAGE(S) / PROGRAMME NR(S)	NAME	PAGE(S) / PROGRAMME NR(S)	NAME	PAGE(S) / PROGRAMME NR(S)
Moustakas, G.	P712, P806, P1416, P1607, P4383	Mukai, Y.	P1772	Murata, A.	P5455
Moutsatsou, P.	P820	Mulder, B.J.	P246, 6090	Murata, K.	P2751, P3679
Mouws, E.M.J.P.	P4475	<b>Mulder, B.J.M.</b>	<b>96</b>	Murata, M.	P1374, P1677, P5550
Mouxtouris, T.	P1465	Mulder, B.J.M.	P243, P247, P637, 1343,	Murata, N.	P600, P2821, 3080, P4079,
Moya, A.	P3519		P2813		P5633
Moya I Mitjans, A.	4222	Mulder, D.J.	P4540	Murata, T.	P596, P4699, P4761
Moya Mitjans, A.	P667	Mulder, P.	P495, P720, 4262, P5441	Muratori, M.	P1761
Moya Mur, J.L.	P510, P2166, P2167	Mule, M.	P868	Muratsubaki, S.	P2639
Moz, M.	P747, P972, P3444, P4707	Mullahy, H.	P1455	Murayama, Y.	P2644
Mozaffarian, D.	4916	Mullen, M.	P3084	Mureddu, G.F.	5047
Mpampatseva-Vagena, I.	P1416, P4383	Muller, A.	P1457, P1459	Murga, N.	P5206
Mpenas, D.	P937, P1418, P1499, P3656,	Muller, D.	P753	Muriel, A.	P4693
	4194, P4351, P6321	Muller, O.	P819, P5592, P6429	Murk, J.L.	5862
Mpiri, C.	P970, P5465	Muller, P.	P5290	Murohara, T.	50, 178, 185, P486, P612,
Mplani Virginia, V.M.	P6554	Muller, T.	P4949		P704, P751, P1377, P1404, P1612, 2057,
Mracek, T.	P2178	Muller-Ehmsen, J.	P3612		P2431, P2478, P2503, P2519, P2626,
Mraz, T.	P2648	Mulliez, A.	P1701		P2720, P2722, P2724, P3676, P3761,
Mrdovic, I.	P6197	Mun, H.S.	P3568		4252, P4326, P4526, P4643, P4983,
Mrkonjic, I.	P3355, P5282, P6202	Munawar, D.A.	P4466, P6293		P5409, P5427, P6521
Mrowiecki, W.	P5391	Munemasa, M.	P1865, P3100, P3101	Murphy, C.	P5254
Mrozova, L.	P4594	<b>Muneretto, C.</b>	<b>137</b>	Murphy, G.	P3620
Muca, M.	P3732	Muneretto, C.	82, P842, 2239, P5346	Murphy, J.G.	P781
Mudra, H.	P617, P4481, P5652, P5657	Muniswamy, M.	P6340	Murphy, K.	5751
Mudroch, M.	5090	Munive, S.	P2441	Murphy, S.A.	P4970
Muehl, A.	P6292, P6304	Muniz, J.	P6436	Murray, S.	3147, 3148
Muehlbauer, M.J.	P1671	Muniz, O.	181, P825, P4988	Musa, T.A.	P3602
Muehlstaedt, D.	P4963	Muniz Garcia, J.	P746	Musat, D.	P2556, P5316, P5375
Mueller, A.-M.	P5575	Munk, P.S.	P5624	Muscarì, A.	P2507
Mueller, C.	1066, 1067, 1068, P1196, P1679,	Munnar, K.	P5160	<b>Muscoli, S.</b>	<b>76, 323, 365</b>
	P2201, P2663, P2864, P2867, P2882,	Munoz, C.	P3733	Muscoli, S.	P583
	P4078, P4779, P4783, P4792, P4796	Munoz, D.	P6459	Musella, F.	1347
<b>Mueller, C.E.</b>	<b>160</b>	Munoz, P.	P4993	Muser, D.	P4301
Mueller, C.E.	1069, 3009, 3213, 5818	Munoz Aguilera, R.	P511, P891	Mushtaq, S.	5145, P5229, 5866, P6138
Mueller, C.F.H.	P4975	Munoz Esparza, C.	P686, P1782, P4714	Musial, R.	4066
Mueller, C.H.	P2876	Munoz Garcia, A.J.	P581, P619, P1669,	Musial, W.	P4694
			5877	Musial, W.J.	P2791, P3707, P3779, P4567
Mueller, I.	P1493, P6499	Munoz-Esparza, C.	P669	Musialek, P.	P599, P618
Mueller, J.	384	Munoz-Exposito, P.	P1590	Muskens, A.J.Q.M.	P3472
Mueller, K.	P1493	Munoz-Garcia, A.J.	P1406, P2161, P5548,	Muslin, A.J.	P3123
Mueller, L.C.	5879, P5897		P6465	Musmann, R.-J.	P700
Mueller, M.F.	4281	Munoz-Garcia, E.	P581, P619, P1669, 5877	Mussalo, H.	P3552
Mueller, P.	P1492, P3494, P4484	Munoz-Garcia, M.	P581, P619, P1669, 5877	Mussap, C.	P201, P4745
Mueller, S.	P4535, P4948, P5525	Munteanu, M.	P3666	Mussinelli, R.	P2796, P4957, 5984
Mueller, T.	P1470	Muntner, P.	P1698, P1704, P1716, P3634	Mustafina, I.	P1382, P3464
Mueller-Ehmsen, J.	4287	Muntner, P.M.	P4987	Mustafina, O.E.	P4391
Mueller-Hennessen, M.	P3786, P4121	Munzel, T.	P1174, P1678, P2187, 2258,	Mustonen, J.	P5509
Muellerleile, K.	1346		2368, P2871, P4628, P5652	Mustonen, P.	1355, 1881
Muench, J.	1346	Mura, M.	P3546, 5070, P5390, P5916	Mustroph, J.	P3123
Muendlein, A.	P815	Murai, D.	P5585	Musumeci, B.	P5194
Muenzel, M.	P5295	Murai, H.	P1551, P3542	Musumeci, F.	P527, P1752
Muenzel, T.	P224, P701, P722, P1771,	Murai, R.	3295	Musumeci, G.	3306, P3488, P6135
	P3336, P3351, P3708, P4106, P4110,	Murai, S.	P560, P3405, P4959	Musuraca, G.	P3686
	4282, P4549, P5411, P6118	Murai, T.	2047, P2529, 2987, 2989, 3081,	Muszbek, L.	P5363
Muenzel, T.F.	P4793		P4421, P4422, P4424, P4447, P6137,	Muthusamy, R.	P5600
Muenzel, T.M.	P4104		P6518, P6531	Mutlu, B.	P4350
Muenzer, P.	1874	Murakami, M.	P673, P1618, P1865, P3100,	Mutlu, B.M.	P1770
Mues, C.	P1490		P3101, P4455, P4459	Muto, M.	P3428
Mues, K.	P4987	Murakami, N.	4234	Muto, S.	P3354, P3751, P4964
Muessigbrodt, A.	108, P3534	Murakami, T.	P710	Mutoh, M.	P4094, 5146
Muftuoglu, S.	P5922	Murakawa, Y.	P4494	Mutuberria, M.	P5281
Mugelli, A.	P3721, 5978	Muraki, R.	P4440	Muzi, G.	P2883
Muggeo, P.	P4630	Murakoshi, N.	P1159	My, I.	P1393
Muhammad, Z.	P2594	Murali Rao, M.	P2520	Myat, A.	P1811
Muhlestein, B.	P1154, P5609	Muramatsu, T.	P2533, 3073, P3428, P4094,	Mygind, N.D.	5069
Muhr-Tailleux, A.	P1171		5146	Myhre, P.	P636, P734, P6542
<b>Muiesan, M.L.</b>	<b>78</b>	Muraoka, Y.	P2705, P2833, P4409, P4425,	Mysiak, A.	P773, P2678, 4037
Muiesan, M.L.	100, 103, 96, 98, 2055,		P4437	Na, J.O.	P1680, P2155, P3426
	P4388, 5983	Muraru, D.	2085, P2462, P4371, 5062	Nabauer, M.	2116
Muk, B.	5995	Murase, K.	P2700	Nabeebaccus, A.A.	P5184
Muka, T.	P3645, P4626, 5755	Murasen, A.	P3807	Naber, C.	P5216
Mukai, M.	3293	Murat, A.	P2866, P3720	Naber, C.K.	P912

## Chairpersons & Judges / Speakers & Discussants / Authors Nab – Nas

NAME	PAGE(S) / PROGRAMME NR(S)	NAME	PAGE(S) / PROGRAMME NR(S)	NAME	PAGE(S) / PROGRAMME NR(S)
Nabeta, T.	P756, P2671, P4710, 5975	Nakagama, S.	P834, P1471, P2534, P2683, P4403, P4407	Nakata, K.	P1600, P5185
Nadal-Ginard, B.	P2620, 4292, 4293	Nakagawa, E.	P5416, P6107	Nakata, M.	5774
Nadrowski, P.	P5520	Nakagawa, K.	P534, P1500, P1592, P5296	Nakata, T.	P2527, P6534
Naebauer, M.	P2608	Nakagawa, Y.	P843, P1740, 2129, P2494, P3486, P4708, P5319, P5382, P5546, P5935, P6365, P6392	<b>Nakatani, S.</b>	<b>145, 376</b>
Naegeli, B.	P942	Nakahama, H.	P1865	Nakatani, S.	P196, P197, P497, P539, P2149
Naeije, R.	P2790, P3133, P5557, P5558, P6492	Nakahama, M.	P3100, P3101	Nakatani, T.	P1515, P2685
Naess, Ø.	P6511	Nakahara, T.	P1801, 5105	Nakatsu-Goto, Y.	P628, P634, P690
Nagae, A.	P593	Nakai, K.	P6258	Nakayama, A.	P3814
Nagahara, Y.	P5235	Nakajima, H.	P710, P4579, P6200	Nakayama, F.	P852
Nagai, H.	P4493	Nakajima, J.	P5347	Nakayama, K.	P3814
Nagai, M.	P2675, P3669, P4757	Nakajima, K.	P680, P5334, P6272	Nakayama, M.	48, P4514
Nagai, R.	P4547	Nakajima, S.	P1515, P1516, P2685, P5233, P5496	Nakayama, N.	P235
Nagai, T.	P3682, P4685, P5660, P6359, P6527, P6530, P6572	Nakajima, T.	288, P489, P3557	Nakayama, T.	P1381, P2538, P3579, P4436, P6359
Nagai, Y.	P4440	Nakajima, Y.	P859	Nakazato, Y.	P5583, P5903
Nagamatsu, H.	P3425	Nakama, T.	P2456, P6223	Nakazato, J.	P5939
Nagamine, H.	P710	Nakama, Y.	P2862, P3515	Nakazato, K.	P1769
Nagano, N.	4234	Nakama, Y.N.	P1589	Nakazato, Y.	P5321
Naganuma, T.	P3436, P4438, P5264, P6212	Nakamoto, Y.	P2777	Nakazawa, G.	P3425
Nagao, K.	P641, 1362, P2751, P3486, P4664, P4699, P4756, P4771, P5416, P5628, P6107, P6214	Nakamura, H.	P736, P4726	Nakazawa, K.	P2533, P4497
Nagao, M.	P1772	Nakamura, I.	P4402	Nakazawa, M.A.	P3606
Nagao, T.	P3761, P6521	Nakamura, K.	104, P534, P1865, P2675, P3100, P3648, P3669, P4762, P5340, P6577	Nakou, H.	P2153, P3608, P4382, P5417, P5571, P5572
Nagasaka, R.	P2533	Nakamura, M.	P475, P592, P597, P1479, P1604, P1630, P1735, 2218, P2531, 3146, P3664, P4615, P4618, P4686, P5190, P5418, P5450, P6239, P6374, P6552	Nalivaeva, A.	P2477
Nagasawa, Y.	P1860	Nakamura, M.N.	P3653	Nam, C.-W.	P1383, P4393
Nagase, S.	P1560, P3473, P4314, P6295	Nakamura, N.	P5449	Nam, C.W.	P2832
Nagashima, M.	P681, P1402, P2600, P3535, P5326, P5366	Nakamura, R.N.	P2667, P4709, P6158, P6163	Nam, G.B.	P662, P4520, P5370
Nagashima, Y.	P597, P4686	Nakamura, S.	P202, P834, P1471, 2281, P2534, P2683, P3425, P3436, 3998, P4403, P4407, P4438, P5264, P6212	Nam, H.J.	P662
Nagaswami, C.	P6547	Nakamura, T.	P788, P1191, P1778, P5604, P5888	Nam, J.H.	P926, P1591, P3775, P5355
Nagata, K.	P1432, P4375, P5217	Nakandakare, E.	3950	Nam, S.	P6364
Nagata, Y.	P6362, P6479	Nakane, E.N.	P2758	Namba, S.	P529
Nagatomo, D.	P761	Nakane, T.	P3540	Nanasato, M.	P2533, P3421
Nagaura, T.	P2469	Nakanishi, C.	P4610	Nanba, T.	P6427
Nagay, A.V.	P3797	Nakanishi, M.	P1768	Nanchen, D.	P505, P819, P828
Nagaya, M.	P204, P1140, P1417, P3400, P4385, 4935	Nakanishi, N.	P1768	Nanea, I.T.	P6183
Nagayama, T.	P4980, P6272	Nakanishi, R.	P4495	Nanea, T.	1125
Nagel, C.	P2785, 5750	Nakanishi, T.	P3739	Nanni, S.	P622, P2397
Nagel, F.	P3132	Nakano, K.	1887, 4195	Nante, G.	P2603, P2604, P3816
Nagel, J.	P6171	Nakano, K.N.	P2667, P4709, P6158, P6163	Nap, A.	P6520
Nagendran, M.	P3524	Nakano, M.	P1689, P3757	Napoleone, L.	P4330
Nagga, K.	3231	Nakano, S.	P1466, P1859, P6523	Napoli, C.	P2507
Nagibin, V.	2126	Nakano, Y.	P2183, P2675, P3669, P4757, P5322	<b>Napolitano, C.</b>	<b>83</b>
Nagimiyak, O.A.	P6562	Nakao, K.	2129, P2862, P3515, P5224, P5939	Napolitano, L.	P5405
Nago, C.	P4762, P6577	Nakao, M.	P2525, P2539	Nardin, M.	P541, P1198, P6297
Nagoshi, R.	P1466, P1859, P6523	Nakao, Y.M.	P1179	Napp, A.	2119
Nagot, N.	P1195	Nakaoka, H.	P880	Nappom, G.	P1807
<b>Nagueh, S.</b>	<b>140</b>	Nakaoka, T.	P5233	Nara, Y.	P852
Naguib, D.	3248	Nakashima, C.A.K.	P723, P5602	Narain, R.	P1691
Nagumo, S.	P941	Nakashima, E.	P5347	Narasimhan, C.	P3649
Nagurney, J.T.	P4796	Nakashima, H.	P2532, P3354, P3751, P4964	Nardai, S.	P5222
Nagy, A.I.	P5560, P6486	Nakashima, M.	3295	Nardeccchia, A.	388
Nagy, F.	P1835	Nakashima, N.	P5177	Nardin, M.	1011, P3788, P6360
Nagy, G.	2372	Nakashima, T.	P652, P672, P4756	Narducci, M.L.	P3506
Nagy, K.V.	P5300, P6273	Nakashima, Y.	P6359	Narducci, R.	P3530
Nagy-Balo, E.	P1846, P5363	Nakasone, S.	P5482	Narendra, K.	P1807
Nahrendorf, M.	2272, 3211, 4864	Nakasuka, K.	P6272, P6295	Narimatsu, E.	4234
<b>Nair, T.</b>	<b>76</b>			Narita, K.	P5310
Naito, N.	P5903			Naritatsu, S.	P3679
Naito, R.	P6237, P6452			<b>Narkiewicz, K.</b>	<b>359</b>
Naito, R.N.	P3655			Narkiewicz, K.	315, P1376, P3551, 3997, 5698, 5700, 5703
Naito, S.	P4494, P5340			Naroditky, M.	6044
Naji, P.	6079			Naruke, T.	P756
<b>Najm, H.K.</b>	<b>32</b>			Narula, J.	1334, P1801, 2986, P4951
Najme Khir, R.	P3399			Narumi, T.	P4464
Naka, K.K.	190, 296			Naruse, H.	P5235
Nakada, T.	P641			Naruse, Y.	P660, P1571
				Narvaez Mayorga, I.	P5283
				Naryshkin, I.	P2537
				Nascimento, H.	P3129, P5478
				Nascimento, T.C.D.C.	P2743
				Naseim, K.M.	P724

## Chairpersons & Judges / Speakers & Discussants / Authors Nas – Nie

NAME	PAGE(S) / PROGRAMME NR(S)	NAME	PAGE(S) / PROGRAMME NR(S)	NAME	PAGE(S) / PROGRAMME NR(S)
Nashat, H.		Neglia, R.	P1558, P5368	Ney, S.	P2497
Nasibullin, T.R.	P4391	Negrao, C.E.	P795, P5241	Neylon, A.	P578, 4270, P4674
Nasir, K.	P554	Negri, F.	P1143	Ng, A.	P1548
Nasis, A.	P5160	Negrini, P.	P6283	Ng, A.C.	P1566, P2765
Nasman, P.	P2428, P3642	Neil, C.J.A.	6050	Ng, A.C.C.	P4698
Nasman, P.N.	P1732	Neilson, S.	P5201	Ng, J. K.M.	P6319
Nasothimiou, E.	P6232	Neishi, Y.	P252, P2523	Ng, J.	P222
Nassenstein, K.	P912	Neizel-Wittke, M.	P5886	Ng, M.Y.	P5225
Nassini, R.	P3135	Nejari, M.	3943	Ng, P.	P2771
Nastari, L.	P2195	Nelemans, P.J.	4069	Ngaira, I.	P5471
Nasu, K.	P2540, P3422	Nelson, M.	P959, P1411	Ngantcha, M.	P6296
Nataf, P.	P540, P841, P2768, P4666	Nelson, M.D.	P967	Ngarmukos, T.	P3649
Natale, A.	P2404, P2555, P2557, 3294, 3300, 3301, P4463, P4486, P5327, P5328, P5335, P5343, P5354	Nelson, P.	P4955	Ngiam, N.J.H.	P846
Natali, A.	P813	Nelson, R.N.	4071	Ngo, D.T.M.	P234, P3688, P4458
Nathoe, H.M.	P2196, P4795	Nematalla, H.	1886	Ngunga, M.	P1373
Natividad, R.B.	P1481	Nemcova, E.	P6502	Nguyen, B.	P973
Nato, M.	P4442, 6043	Nemec, P.	P6502	Nguyen, D.L.	P2756, 6614
Natorska, J.N.	P3680, P4665	Nemes, B.	P613	Nguyen, D.Q.	P5371
Natraj Setty, H.S.	P2520	Nemeth, B.T.	P236, P2637, P4369	Nguyen, E.	P2564, P3717
Natsuaki, M.	3303	Nemoto, N.	P597, P2531, P4686	Nguyen, H.	P1475, P3688, P5502
Natsuyama, K.	P4394	Nemoto, Y.	5882	Nguyen, H.C.	P6323
Nauck, M.	P504	Nenna, A.	P1752, P6277	Nguyen, J.N.	P4545
Naudion, S.	2284	Nentwich, K.	P3494, P4484	Nguyen, L.S.	P3790
Nauman, J.	P808, P4117, 4914	Neri, T.	P3812	Nguyen, M.N.	P5403
Nava, F.	P4130	Nery Dantas Junior, R.	P2799	Nguyen, T.	P4745
Navar, A.M.	273, P5927	Nes, B.M.	P4117	Nguyen, T.L.	P201
Navarese, E.P.	P1396, 3176, P5895	Nesher, N.	P626	Nguyen, T.X.	P5658
Navarrete, C.	P6398	<b>Neskovic, A.N.</b>	<b>244</b>	Nguyen, V.	P1743
Navarrete, I.	P1526, P1759	Neskovic, A.N.	1072	Nguyen, V.T.	P5934
Navarro, M.	P669, P3733	Nessel, C.	P2566	Nguyen-Kim, T.D.L.	4930
Navarro Penalver, M.	P1782, P4714	Nessler, J.	P2602	Nhavoto, C.	P4958, P4985, 5991
Navas, M.A.	P2468		P5910, P6388	Ni, H.	P3141
Navas Tejedor, P.	5753, 5754	Nestelberger, T.	1066, 1067, 1068, P1196, P2864, P2867, P2882, P4779, P4783	Ni, X.-H.	P872
Nawa, T.	P672, P710, P947	Neto, M.	P802, P1614, 3269, P4123, P5499, P5928	Ni, X.H.	P2784
Nawata, K.	P5424, P5489	Neto, S.	P5311	Ni Ainle, F.	5855
Nawaz, M.	P883	Neto De Oliveira, E.R.	P4619	Niaz, T.	6087
Nawrocka, S.	P1175	Netzer, G.	1363	Niccoli, G.	P1818, 3074, 4010, P4435
Nawrot, D.	P6314	Neubauer, S.	1891, 2140, 4913, P5237, 5870, 5988	Nicholls, S.	P2188
Nawroth, P.	6005	Neubeck, L.	1324	<b>Nicholls, S.J.</b>	<b>44, 246</b>
Nayyar, S.	P6248	Neudorfer, I.	P2144, P2773	Nicholls, S.J.	441, 442, 443, 444, 445, 1901, P3647, 3840, 3843, 3846, 4075, 4248
Nazerian, P.	P4126, P4130	Neuhold, S.	P5918	Nichols, W.	2056
Nazir, S.	P2406	Neuman, R.	P2575	Nickel, A.	P2172
Nazzal, C.	P2653	Neumann, A.	P3762	<b>Nickenig, G.</b>	<b>267</b>
Nchimi, A.	348, 350, 2943, 2944, P4543	Neumann, F.-J.	P5603, P5605	Nickenig, G.	P850, 1277, 1278, P1496, P1498, P2422, P2838, P3566, 3890, 3942, 4146, 4199, P4523, P4525, P4671, P4975, 5128, P5535, P5542, P6469, P6471, 6613
Ndamba-Bandzouzi, B.	P3665	<b>Neumann, F.J.</b>	<b>139, 311</b>	Nickenig, G.N.	P4672
Ndrepepa, G.	P3430	Neumann, F.J.	1269, 1271, 2076, P3804, P5003, P5167	Nickening, G.	6074
Neculau, G.	P1537	Neumann, J.T.	P4790, P4793	Nicod, L.	5747
Nedeljkovic, I.	P782, P2752, P3367, P5439	Neumann, T.	P5333, P5353	Nicol, P.	P495, P720
Nedeljkovic, M.	P5439	Neumann, T.H.	P2547	Nicol, P.P.	6082
Nedeljkovic-Arsenovic, O.M.S.	P3657, P4609	Neuss, M.	P3696, P4681, P5292, P5543	Nicolau, J.C.	P253, P723, P1819, P5241, P5602
Nedios, S.	P656, P4477, P5360	Neutel, J.M.	1287	Nicoletti, A.	P2493, 3943
Nedkoff, L.	P1721, P6584	Neuzil, P.	P753, 2002, 2306, 2307, P2403, P2648, P4558, 4834, 5090, P5314	Nicoletti, C.	4280
<b>Nedoshivin, A.O.</b>	<b>24, 87</b>	Neves, D.	P915, P933, P2877, P4750, P4752, 4897, P5607, 6599	Nicolino, A.	P3459
Nedostup, A.V.	P2800, P6497, P6501	Neves, I.	P4515	Nicou, N.	P867
Nee, L.	P3774	Neves, J.P.	P573, P854, P2157, P2158	Nie, S.	P6348
Neef, S.	P2171, P3123	Neves Pestana, G.	P5478	Nie, S.P.	P5597
Neefs, J.	P1535, P3493, P4469, P4488	Newby, A.C.	3971, 6593	<b>Niebauer, J.</b>	<b>24</b>
Neelon, V.	P777	<b>Newby, D.E.</b>	<b>158</b>	Niebauer, J.	146
Neergaard-Petersen, S.	P3554	Newby, D.E.	P2731, 4068, P5186, P5215	<b>Niederer, S.</b>	<b>257</b>
Nef, H.	P809, P844, 1042, P3097	Newby, G.S.	P3335	Niederer, S.A.	P1756
<b>Nef, H.M.</b>	<b>77</b>	Newby, G.S.	P3335	Niedziela, J.T.	P3338
Nef, H.M.	P4545, P5622	Newgard, C.B.	P1671	Nielsen, J.B.	P2561
Nef, H.N.	P4680	Newman, D.	P693	Nielsen, J.C.	1058, 1121, 3824, P6259, P6346
Negishi, K.	275, P901, P2661, P3375, P3376, P4402, P4572, P5201	Newsome, S.	1077, 1131, P1657, P1784, P6366	Nielsen, M.S.	186
Negishi, T.	P3375, P3376	Newton, L.	P6327	Nielsen, N.-E.	P1797
Neglia, D.	P552, P813, P2385, P3089, 4807, 5108				



## Chairpersons & Judges / Speakers & Discussants / Authors Nie – Nos

NAME	PAGE(S) / PROGRAMME NR(S)	NAME	PAGE(S) / PROGRAMME NR(S)	NAME	PAGE(S) / PROGRAMME NR(S)
Nielsen, N.	2366, P4777	Nishiguchi, T.	P2829, P2848, 3082	Noda, C.	P788, P5888
Nielsen, N.E.	1279, P1796	Nishihara, E.	P681	Noda, M.	P1659, P6368
Nielsen, O.W.	P760, P2510, P5379	Nishihara, M.	P709, 4286, P4554	Noda, T.	P204, P1140, P1417, P1560, P1643, P2147, P3400, P3473, P4314, P4385, 4935, P4980, P5323, 5980, P6272, P6295
Nielsen, P.B.	1356, 5730	Nishihara, M.N.	P6335	Nodari, S.	P3585, P5203
Nielsen, R.R.	P3554	Nishii, N.	P534, P1592, P6253	Node, K.	P761, P2405, P6223
Nielsen, S.	P950, P2501	Nishikawa, H.	P2203, P3756	Noel, B.	P6474
Nielsen-Kudsk, J.E.	P3137	Nishikawa, K.	P3637, P4413, P5287	Noelker, G.	P5318
<b>Nieman, K.</b>	<b>258</b>	Nishikawa, M.	P4536	Nogales Romo, M.T.	P4781
Nieman, K.	128, 2947, P4795	Nishikawa, T.	P2644, P4684	Nogales-Romo, M.T.	P509, P2460, P4770, P4773
Nieman, K.N.	6085	Nishikawa, Y.	P1871	Nogami, A.	P1159, P4494, P5344
Niemann, B.	P4107	Nishikido, T.	P761	Nogi, M.	2131, P5230
Niemann, C.	P3351	Nishikimi, T.	2129	Nogradi, A.	P1446
Niemann, M.	P2756, P2804	Nishimiya, K.	3817, P4961	Nogradi, A.B.	P1436
Nieminen, M.S.	P6540	Nishimura, H.	P2684, P6422	Noguchi, T.	P2499, P2862, P3515, P4771, P5660, P5939, 5980, P6527, P6572
Niero, A.	P238	Nishimura, K.	2057, P2478, P2626, P2862, P5409, P5461, P5939, P6530	Noguchi, Y.	P6136
Niessen, J.W.M.	5862	<b>Nishimura, R.</b>	<b>260, 386</b>	Nogueira, M.	P2744
Niessner, A.	P233, 1369, P1662, P2888, 4833, 4881, P5183	Nishimura, R.	P1801, P6171	Nogueira, M.A.	P6579
Nieswandt, B.	P2406	Nishimura, S.	P843, P1740, P2494, P4708, P5546, P5935, P6392	Nogueira Da Silva, M.	P6265
Nieszporek, T.	P5397	Nishimura, T.	P1386, P3507, P6254	Noh, C.I.	P5923
Nietlispach, F.	1982, 2041, P2756, 4930, 6614	Nishina, H.	P1636	Nohara, A.	183, 184, P821, P4610
Niewiara, L.	P4428	Nishina, Y.	P579, P4300	Nohria, A.	P2179
Niewinski, P.	P4321, P5242, P5399, P5401, P6102	Nishinarita, R.	P673	Nolan, M.	275, P3375, P3376
Niggemeyer, E.	P3741	Nishino, M.	P1472	Nolan, R.P.	P6170
Nightingale, A.	1078	Nishino, S.	P2456, P4431, P6223	Nolasco, T.	P573
Nightingale, A.K.	P206	Nishioka, K.N.	P1589	Nolte, K.	P772, P5433
Nigro, G.	P5907	Nishioka, T.	P1659, P6368	Noma, S.	P4402
Nigro, P.	P4503	Nishiuchi, S.	P3564	Nombela, L.	P961, P4770, P6224, 6615
Nihoyannopoulos, P.	P585, P735, P888, P906, 3251, P3380, P4713, 5752, 6052	Nishiura, T.	P2666	Nombela-Franco, L.	P1406, P2766, P4773, P5252, P5548, P6206, P6218, P6465
Niida, T.	P4421, P4422, P6137, P6518	Nishiyama, M.	P795	Nomura, A.	P1791, P3724
Niikura, H.	P597, P1479, P1630, P2531, P6374, P6552	Nishiyama, N.	P680, P1564, P5334	Nomura, C.	P3526
Niinuma, H.	5138	Nishiyama, O.	P5190, P5418, P5450	Nomura, T.	P641, P3757
Niiranen, T.	P1581	Nishiyama, S.	P1637, P1733, P2512, P2515, P2733, P4464	Nonaka, D.	P208, P1731, P4613, 4915
Niizuma, S.	P3637, P4413, P5287	Nishiyama, T.	P680, P1564, P5334	Nonini, S.	P1506
Nijenhuis, V.J.	P2160	Nishizaki, M.N.	P2667, P4709, P6158, P6163	Nonogi, H.	P4756, P4771
Nijjer, S.	P3086, P3088	Nishizawa, K.	P1600, P2639, P5185	Nonomura, M.	2048
Nijveldt, R.	5869, P6271	Nissen, S.	P2188	Noor, H.	5153
Nikitin, Y.U.	P6432	<b>Nissen, S.E.</b>	<b>128</b>	Noothad, T.	P789
Nikityuk, O.V.	P4354	Nissen, S.E.	1902, 2897, P3647, 3837, 4075	Norata, G.D.	P3374
Nikoghosyan, K.	P1462	Nissen Bonde, A.	2066, P2563	Nordanstig, J.	4058
Nikolaou, M.	3045	Nissinen, A.	P3657, P4609	Nordbeck, P.	P881, P884, 1133, P5936, 5979, 5982
<b>Nikolaou, N.</b>	<b>79, 94</b>	Nistorescu, D.	1125	Nordell, A.	P850
Nikolic, M.	P2709	Nistri, S.	P1143, P1745	Nordenswan, H.-K.	P4333, 5863
Nilsen, A.	P4992	Nitatori, T.	P4366	Nordestgaard, B.G.	2089, 3038, 3040
Nilsson, E.	3231	Nitsche, K.	P1384	Nordio, F.	1876, 1879
Nilsson, J.	P2530, P6587	Nitschke, T.	P1828	Nordlund, D.	P516
Nilsson, L.	P3127	Nitta, D.	P5424, P5489	Nordmann, A.	P4119
Nilsson, M.	P2708	Niwa, R.	P3565	Nordrehaug, J.E.	P5487, P5624
Nilsson, P.	P812	Niwano, H.	P673, P1618, P4455, P4459	Nordsletten, D.	P550
Nilsson, P.M.	P4113	Niwano, S.	P673, P1618, P4455, P4459	Nordsletten, D.A.	P1756
Ninet, J.	P2886	Nix, C.	P5902	<b>Norekval, T.M.</b>	<b>16, 126</b>
Ninkina, N.	P5246	<b>Nixdorff, U.</b>	<b>19, 369, 376</b>	Norekval, T.M.	P5487
Ninnivaggi, C.	P2603	Nixdorff, U.	5839	Norgaard, B.	P4431, P4951
Ninomiyama, R.	P3768	Niyazova, S.S.	P3722	Norgaard, B.L.	129, 1890, 4070, P6259
Niroomand, F.	P4481	Nizard, J.	P885	Norhammar, A.	P2428, P3642
Nishi, I.	P1636	Njlstad, I.	P1494, P4992	Norhammar, A.N.	P1732
Nishibe, T.	P6582	Nkomo, V.T.	P1742	Noriega De La Colina, A.	P4089
Nishida, H.	P4581, P5434	Noamany, M.F.N.	P1423, P3727	Norman, P.D.	P5653
Nishida, J.	4234	Nobili, A.	P4330	Norris, A.	P5506
Nishida, K.	P1413, P5449	Noble, S.	P4327, P6103	Norris, C.	6605
Nishida, N.	P709, P880, 4286, P4554	<b>Nobre, A.</b>	<b>17, 75</b>	Norris, C.M.	P5506
Nishida, N.N.	P6335	Nobre, A.	998, P2157, P2158, 3984	Norscini, G.	P622, P2397
Nishida, T.	P2821, 3229, P5633	Nobre Menezes, M.	P1555, P1556, P2158, P6249, P6301	Norzbaeva, A.M.	P5454
Nishida, Y.	P4394	Nobuoka, S.	P865	Norwa, J.	P3350
Nishigaki, K.	P652, P663, P672, P947, P948, 2123, P5618	Nobuyoshi, M.	P1815	Noryani, A.	5153
		<b>Noc, M.</b>	<b>272</b>	Nosaka, K.	P6582
		Noc, M.	P2452, 2980, P5200		
		Nocella, C.	P1168, P1574, P3754		

# Chairpersons & Judges / Speakers & Discussants / Authors Nos – Ohm

NAME	PAGE(S) / PROGRAMME NR(S)	NAME	PAGE(S) / PROGRAMME NR(S)	NAME	PAGE(S) / PROGRAMME NR(S)
Nosal, M.	P4428	Nylon, A.	P5536	Oganov, R.G.	P6387
Notara, V.	P3771	Nyns, E.C.A.	P3495	Ogasawara, H.	P671
Notarangelo, F.	P3468	Nymes, A.	P1494	Ogasawara, K.	P3664, P4615
Notarstefano, P.	2381, P3527	O Hartaigh, B.	P1728, P4118, P6403	Ogasawara, M.	P1600, P2639
Nothroff, J.	P2703	O'Brien, E.R.	3973	Ogata, H.	P1402
Noutsias, M.	P6507, 6611	O'Brien, K.	P6327	Ogata, K.	P6223
Novack, V.	P6414	O'Connor, C.	1332, P2677	Ogata, T.	P6313
Novak, E.	P1741	O'Connor, C.M.	2365	<b>Ogawa, H.</b>	<b>257, 361</b>
Novak, J.	173	<b>O'Donnell, D.</b>	<b>246</b>	Ogawa, H.	P589, P704, P1546, P1560,
Novakovic, M.	P785	O'Donnell, D.	3853	P1643, P1768, P2499, P2511, P2525,	
Novelli, G.	P3470	O'Farrell, F.	4196	P2539, P2549, P2572, P2862, P3473,	
Noventa, F.	P3575	O'Leary, D.H.	P1713	P3491, P3515, P3613, P4526, P4577,	
Novikova, N.	P3348	O'Mahony, C.	P889, P890, P3729, P5260,	P4606, P4685, P4756, P4771, P4969,	
Novo, G.	P6412		5976	P4980, P5522, P5660, 5757, P5939,	
Novo, S.	5045, P6412	O'Meara, E.	5126	P5942, 5980, P6238, P6295, P6359,	
Novoa, J.	P5259	O'Neill, C.	P900	P6434, P6439, P6527, P6572	
Novoa, J.M.	4947	O'Neill, W.W.	408, 411	Ogawa, K.	P5612
Novoa Medina, J.	P1157	O'Regan, D.P.	5751	Ogawa, T.	P3565
Nowacka, A.	P2735	O'Rourke, B.	2130	Ogawa, Y.	P5310
Nowak, J.	P2665, P3338	O'Sullivan, M.	P1810	Ogita, M.	P6237, P6452
Nowak, S.	P2589	<b>Obadia, J.F.O.</b>	<b>374</b>	Ogita, M.O.	P3655
Nowek, P.	P4704	Obadia, J.F.O.	25, 305, 3282	Ogo, T.	P1768, P3347
Nowicki, A.	P4651	Obase, K.	P252	Ogonowski, N.	P1622
Nozaki, K.	P788	Obata, J.	P5264	Oguchi, Y.	P6422
Nozato, T.	P4699, P6479	Obayashi, T.	P4699	Ogunseitán, O.	P1455
Nozawa, Y.	P4353	Obeid, S.	4930	Ogura, K.	P4501
Nozue, T.	P5612	Oberhoffer, R.	384	Ogura, M.	180
Ntelios, D.	P1781, P3726	Oberlin, J.	P5429	Oguri, M.	185, P1377, P1612, P2503, P2724,
Ntiloudi, D.	P4650	Oberoi, R.	P4529		P4643
Ntsekhe, M.	2364	Oberueck, C.	P778	<b>Oh, B.-H.</b>	<b>158</b>
Nucci, M.P.	P795	Obici, L.	P2796	Oh, B.H.	3066
Nuche Berenguer, J.	P3744	Obradovic, S.	P3709, P3716, P6541	Oh, D.J.	P907, P917, P924, P1184, P1463,
Nucifora, G.	P4301	Obrenovic-Kircanski, B.	P3657, P4609		P1579, P1680, P1854, P2155, P2518,
Nudchenko, A.O.	P677	Obrist, D.	1889		P2817, P3407, P3426, P3448, P3713,
Nuehrenberg, T.	P3804	Ocampo Miguez, J.	P5943		4076, P4734, P5265, P5631, P6207, 6606
Nuernberger, A.	P4766	Ocaranza Sanchez, R.	P5298, P6211	Oh, H.	P1398, P3545
Nuernberger, S.	P4107	Occhi, G.	P882	Oh, I.-Y.	P6109
Nugroho, D.B.	P1597	Ocello, S.	P5369	Oh, I.Y.	P1544, 3066, P4480, P6363
Nuhrich, J.	P2403	Ochala, A.	P2204, P5901	Oh, J.-H.	P4414
<b>Nul, D.R.</b>	<b>31</b>	Ochi, T.	P2183	Oh, J.	2295, P3539, P6176, P6364, P6447
Numa, S.	P1500	Ochiai, Y.	P3712	Oh, J.H.	P2524, P5255
Numano, K.	2131	Ociessa, A.	P3338	Oh, J.K.	P919, 4259, P4360, P5266, P5636,
Numasawa, Y.	P4402	Oda, H.	P2723, P5449		5737
Nume, A.	P5906	Oda, N.	P2675, P3669, P4757	Oh, J.W.	5756, 5763
Nume, A.K.	3824, P6565	Oda, S.	P3579	Oh, K.S.	P3134
Numminen, A.	1355	Odawara, M.	48	Oh, M.S.	P6519
Nunes, R.B.	393	Oddershede, G.D.	P3809	Oh, P.C.	P621
Nunes Filho, A.C.B.	P2162	Oddone, D.	P3520	Oh, S.	P1544, 3066, P4100, P4460, P4480,
Nunez, E.	2370, 2371	Odei, C.	1881		P4971, P6109
Nunez, J.	1076, 2370, 2371, P3683, P4717,	Odell, K.	P2584	Oh, S.K.	P5637
	P6190	Odeneg, T.	1883	Oh, Y.S.	P3523
Nunez, L.	P3145	Odening, K.	P3117	Ohara, K.	P1500, 2048
Nunez, M.	P645	Odenstedt, J.	311, P1825, P3412	Ohara, M.	P903, 3229, P6470
Nunez Pernas, D.	P5283	Odent, S.	2284	Ohara, T.	P3595
<b>Nunez-Gil, I.</b>	<b>309</b>	Oder, D.	P884, 1133, 5982	Ohashi, H.	P204, P1417, P4385
Nunez-Gil, I.	P961, P3434, P4770, P5252,	Odille, F.	P3502, P5887	Ohashi, K.	P704, P4526, 6058
	P6206	Oduncu, V.	1119, P4426, 4943	Ohdah, S.	2368
Nunez-Gil, I.J.	P4773	Oe, H.	104, P534, P3648	Ohe, M.	P5326
Nunn, C.	P485	Oechslein, E.	P2418, P5488	Ohe, T.	3229, P6253
Nunoda, S.	P3618	Oehler, E.	P1742	Ohhara, M.	P6253
Nunohiro, T.	P2532, P3354, P3751, P4964	Oelze, M.	P4106, P4110, P5411	Ohhashi, H.	P3400
Nuotio, I.	P1525, 1881	Oertelt-Prigione, S.	P6490	Ohinmaa, A.	P5658
Nuruki, N.	P1766, P1817, P3607	Oettl, R.	P5575	Ohira, M.	P5482
Nuskova, H.	P2178	Oezkur, M.	P5512	Ohishi, M.	P542, P714
Nussbaum, K.	4866	Oeztuerk, C.	P4671, P5542, P6469	Ohkawa, Y.	P2700
Nuyts, J.	P6120	Oeztuerk, C.O.	P6471	Ohkochi, K.	P2442, P4353
Nwabuo, C.	P5888	Offerhaus, J.	P4473	Ohkubo, K.	P5347, P5382
Nygaard, S.	P734	Offredo, L.	P1187	Ohkubo, T.O.	P1182
Nykanen, D.	1116	Ofner, P.	P1835	Ohlmann, P.	P1539
Nyktari, E.	P5442	Ogano, M.	P6246	Ohlsson, M.A.	P683
				Ohm, J.	276

## Chairpersons & Judges / Speakers & Discussants / Authors Ohm – Oou

NAME	PAGE(S) / PROGRAMME NR(S)	NAME	PAGE(S) / PROGRAMME NR(S)	NAME	PAGE(S) / PROGRAMME NR(S)
Ohman, E.M.		4061 Okayama, A.	P3664, P4615	Olmo, M.C.	P669, P3733, P4714
Ohna, A.		1122 Okazaki, O.	P6167	Olmo Conesa, M.C.	P2808
Ohnesorge, J.	P2785, P2786	Okazaki, S.	P6237, P6452	Olmos, C.	P860, P1371, P1447, P1758,
Ohnishi, H.	P827	Okazaki, S.O.	P3655		P2389, P2774, P3701, P4684, P4996,
Ohno, K.	P1600, P2639, P5185	Okazaki, T.	P3349, P5561		5142, 6615
Ohno, M.	P661, P3712	Okello, E.	P6296	Olmos Blanco, C.	2141, P5491
Ohno, S.	P681, P709, P3466, P3471, P3564, 4286, P4315, P4554, P5380, P5381, P5382	Okimoto, N.	P202	Olroriz, T.	P682
Ohno, S.O.	P6335	Okimoto, T.	P2833	Olschewski, A.	P870
Ohno, Y.	104, P534, P535, P4556	Okin, P.M.	P5414	Olschewski, H.	P870, 5750
Ohohashi, H.	4935	Okino, S.	P6564	Olsen, F.J.	P1547
Ohori, K.	P2697	Okita, K.	P3557	Olsen, M.	P6404
Ohota, M.	P2533	Okkels, L.	4232	Olsen, R.H.	P4608, P5379
Ohrr, A.	P6402	Okkonen, M.	P734	Olsen, S.J.S.	1885
Ohnishi, T.	P5450	Okochi, K.	P5591	Olson, W.H.	P3813
Ohnishi, T.	P5450	Okoshi, K.	2260, P2689	Olsson, E.	3822
Ohnishi, T.	P5450	Okoshi, M.P.	2260, P2689	Olszewski, R.	P4651
Ohnishi, T.	P5450	Okubo, M.	P2147	Olszowska, M.	P1487, P2814, P3737, P5587
Ohnishi, T.	P5450	Okubo, R.	P2528	Oltra Visconti, L.	P211, P643, P873,
Ohnishi, T.	P5450	Okubo, T.	P856, P864		P1864, 2378, P2414, P2772, P2818, 3306,
Ohnishi, T.	P5450	Okumura, K.	P4494		P3441, P4625, P5558, P5614, P5630,
Ohnishi, T.	P5450	Okumura, M.	P2533		5744, P6135, P6204
Ohnishi, T.	P5450	Okumura, S.	P3761, P6521	Oluseun, A.O.	P522
Ohnishi, T.	P5450	Okumura, T.	178, P751, 2057, P4326,	Omahony, C.	5150
Ohnishi, T.	P5450	Okura, H.	P4983, P5427	Omama, S.	P3664
Ohnishi, T.	P5450	Okura, T.	P903, P2523	Omar, R.	P2594, P3649, 5976
Ohnishi, T.	P5450	Okutan, H.	P6530	Omede, P.	3074, P4435, P6191
Ohnishi, T.	P5450	Okutucu, S.	P824	Omelchenko, A.	P1639
Ohnishi, T.	P5450	Okuyama, K.	P670	Omerbegovic, M.	P3386
Ohnishi, T.	P5450	Olabode, O.P.	P1735	<b>Omerovic, E.</b>	<b>326</b>
Ohnishi, T.	P5450	Olah, A.	P4517	Omerovic, E.	311, P936, P1825, P2530,
Ohnishi, T.	P5450	Olandoski, M.	P236, P2637, P4369		3017, 3019, P3412
Ohnishi, T.	P5450	Olas Kar, N.	P818, P4619	Omland, T.	P636, P734, P808, P1141,
Ohnishi, T.	P5450	Olatunji, L.A.	P4559		P2185, P2186, P4512, P4587, 5051
Ohnishi, T.	P5450	Olausson, N.	P4517	Omland, T.A.	P801
Ohnishi, T.	P5450	Oldenburg, O.	P4691	Omori, A.	P827
Ohnishi, T.	P5450	Oldgren, J.	4040	Omori, H.	P5233
Ohnishi, T.	P5450	Oldridge, N.	P506, P1385, 1993, P2190,	Omori, T.	P3121
Ohnishi, T.	P5450	Olesen, J.B.	2210, P6570	Omstedt, Å.	P4798
Ohnishi, T.	P5450	Olesen, J.B.O.	P5467	Omura, J.	2131
Ohnishi, T.	P5450	Olesen, M.S.	P1530, 2066, P2553, P2561,	On, Y.K.	P654, P5352
Ohnishi, T.	P5450	Olieslagers, S.	P2563, P2573, P4102, P5172	Onciul, S.	P5638
Ohnishi, T.	P5450	Olija, B.	P2568	Ondrus, T.	P1139, 1317, P5530
Ohnishi, T.	P5450	Olija, M.R.	1129, P1582, P3487	Oneto, J.	P6210
Ohnishi, T.	P5450	Olivecrona, G.K.	P3115	Ong, D.S.	P4406
Ohnishi, T.	P5450	Oliveira, A.	P518	Ong, H.Y.	P2710
Ohnishi, T.	P5450	Oliveira, A.P.	P2468	Ong, O.C.C.	P4701
Ohnishi, T.	P5450	Oliveira, G.B.F.	3960	Ong, P.E.	P6525
Ohnishi, T.	P5450	Oliveira, J.A.	P3691, P6147, P6148	Ong, W.G.	P6355
Ohnishi, T.	P5450	Oliveira, J.C.	4933	Onishi, N.	P843, P1740, P2494, P4708,
Ohnishi, T.	P5450	Oliveira, L.C.	P5513		P5319, P5546, P6392
Ohnishi, T.	P5450	Oliveira, M.	P1497, P1795	Onishi, T.	P1421
Ohnishi, T.	P5450	Oliveira, M.F.	P217, P1697	Onishi, Y.	P1659
Ohnishi, T.	P5450	Oliveira, M.M.	P2195	Ono, K.	P204, P1140, P1417, P2147, P2745,
Ohnishi, T.	P5450	Oliveira, S.D.	P1554, P1795, 4028, P5205,		P3400, P4385, 4935, P6315
Ohnishi, T.	P5450	Oliveira Jr, M.T.	P5306, P5479, P6290	Ono, M.	P5424, P5489
Ohnishi, T.	P5450	Oliveira Jr, S.A.	P5480	Ono, T.	104, P535, P597, P1630, P5476,
Ohnishi, T.	P5450	Oliveira-Santos, M.	5098		P6374, P6552
Ohnishi, T.	P5450	Oliver, C.	P2180	Ono, Y.	P1659, P6368
Ohnishi, T.	P5450	Oliver, G.	P6561	Onoda, K.	P4615
Ohnishi, T.	P5450	Oliver, L.	2260	Onoda, M.	P5418
Ohnishi, T.	P5450	Olivera, M.J.	P3373, P4732, 4933	Onoda, T.	P3664, P5450
Ohnishi, T.	P5450	Oliveras, T.	P4981	Onoguchi, M.	P5224
Ohnishi, T.	P5450	Oliveras Vila, T.	P5653	Ony, A.	P4363
Ohnishi, T.	P5450	Olivieri, C.	P2775, P3725	Onut, R.	P5638
Ohnishi, T.	P5450	Olivotti, L.	5974, 5981	Ooi, K.O.	P1589
Ohnishi, T.	P5450	Olivotto, I.	P2884, P5659	Ooka, J.	P3314
Ohnishi, T.	P5450	Olland, A.	P3747	Ookubo, T.	P4679
Ohnishi, T.	P5450		P873, P3411	Onishi, H.	P4438
Ohnishi, T.	P5450		P3459	Oono, M.O.	P1589
Ohnishi, T.	P5450		P1186, P3721, 4238, 4899, 5978	Oota, M.	3295
Ohnishi, T.	P5450		P1539	Ooues, G.	4855



## Chairpersons & Judges / Speakers & Discussants / Authors Pad – Par

NAME	PAGE(S) / PROGRAMME NR(S)	NAME	PAGE(S) / PROGRAMME NR(S)	NAME	PAGE(S) / PROGRAMME NR(S)
Padovani, R.	P5170	Palvovic, A.	P3355	Papageorgiou, A.T.	P1403
<b>Padro, T.</b>	<b>255</b>	Pampuch, A.	P836	Papageorgiou, A.	1027
Padro, T.	181, P4988, 5778	Pan, C.Z.	P2455	Papageorgiou, N.	P712, P806, P1607, 2384,
Padron Encalada, R.	P6506	Pan, M.	P1157, P2438, 4939, 4947, P5259,	P2479, P5331, P5502, P6533, P6558	
Padwal, R.	467		P6210	Papagianni, A.	P4372
Pagan, L.U.	P2689	Pan, R.H.	P4738	Papagiannis, G.	P3379
Pagan, M.	P1782	Pan, W.-H.	P3668	Papaioannou, P.T.	P5537
Paganelli, F.	P939, P3774, P3783, P4600	Pan, X.	P2543, P2551, P2567, P3808	Papaioannou, T.	P970, 2056, P2143, P4434,
Pagani, M.	P643	Pan, X.H.	P1688		P5297, P6232
Pagano, F.	P1168, P5917	Pan, Y.	4277	Papakonstantinou, P.	P1545, P6449
Paganoni, S.	P582	Pan Alvarez Ossorio, M.	1318, P2464	Papalois, A.	P3706, P4319
Page, P.	P220	Pan Alvarez-Osorio, M.	P4667	Papamichael, C.	P2476, P5162, P6243
Pagidipati, N.	P2427	Panagiotakos, D.B.	P2738, P3771	Papamikroulis, G.A.	P6533, P6560
Pagliai, G.	P1702, P2726	Panagopoulou, V.	P3429, P3792	Papanagnou, G.	P3771
Pagnesi, M.	2115, P5261	Panaoli, E.	P1845	Papanikolaou, A.	P1142, P3692, P4319,
Pagnotta, P.	P256, P4092	Panajotu, A.	P553, P5519		P4596, P4648
Pagola, J.	P2441	Pandey, A.	47, P3094	Papapetropoulos, A.	P615, P742, P2627
Pagourelas, E.	P6120	Pandey, C.M.	P6222	Papaphylactou, M.	P4650
Paine, R.	4072	Pandey, R.	6088	Papasaikas, D.	P3635
Paini, A.	103, 2055, P4388	Pandey, S.	P6189	Papatheodorou, S.	P237
Pais, J.	P4752	Pandolfi, C.	P2446	Papatsouma, I.	P3632
Pajak, A.	P5520, P6123	Pandozi, C.	P5369	Papayan, G.V.	P515
Pajin Valbuena, F.	P5283	Pandullo, C.	P1143	Paperini, L.	P219
Pajuelo, C.	P857	Panduranga, P.	171, P1627	Papingiotis, G.	P4589
Pak, H.-N.	P4490, P4506	Pane, L.-S.	P1393	Papoutsidakis, N.	P3792
Pak, H.N.	P501, P629, P630, P688, 1059,	Panelo, M.L.	P2430	Papp, J.	1359, P2550
	P1541, P1542, P1577, P2581, P3489,	Paneni, F.	4281, P4320, P4976, P6263	Pappaert, G.	1054
	P3568, P3736, P5317	Pang, K.	P2816	Pappritz, K.	P2623
Pakrashi, T.	P6366	Pang, P.S.	2369	Paquette, M.	5814
Pal, N.	5870	Panizo, J.G.	P5302	Parada, F.	P5478
Palacio Solis, M.	P1558	Pankaala, M.	4237	Parada-Pereira, F.	P3129
Palacios Rubio, J.	2141, P5491, P6224	Panknin, S.	P6173	Paradies, V.	P1632
Paladin, A.	P3749	Pankratz, F.	4200	Parale, C.	P4645
Palaiodimos, L.	P4086, P6181	<b>Pankuweit, S.</b>	<b>149, 259</b>	Parale, G.	P4645
Palanca, V.	P6286	Pankuweit, S.	P4529, P4583	Parapid, B.	P3657, P4609
Palaniswamy, C.	P696, P5302	Pannarale, G.	P6386	Paraskevidis, I.	P2145
Palapies, L.	P2871	Pannier, B.	P829, P5505	Paraskevidis, S.	P3726
Palasubramaniam, J.	P6336	Pannitter, G.	P6386	Parati, G.	P1786, P1800, 2011, 2290, 3884,
Palatini, P.	2293	Panoulas, V.	P585		4876
Palazzi, G.	P1666	Panov, D.	P1729	Paratz, E.	P740
Palazzini, M.	P871, P1775, P2782, P6485	Panova-Noeva, M.	P2187	Paravati, V.	P6386
Palazzolo, J.A.	P6299	Panovsky, R.	P6151	Parchariou, D.	P545, P1781, P3726, P4650
Palazzuoli, A.	1078	Pansecco, E.	P943	Pardaens, S.	P3128
Palecek, T.	P3723, P5566	Pantaleon, C.	3989	Pardini, M.	P2578
Paleczny, B.	P5242, P5401, P6102	Pantazis, A.	1107	Pardo, A.	P863, P4647
Palfy, J.A.	P891, P1667, P2468, P2691,	Pantev, E.	120	Pardo, L.	P6210
	P4592, P4656, P6268	Pantou, M.	P2650	Pardo Martinez, P.	P3440
Palhares, D.M.F.	P1452	Panvini, F.	P2193	Pardo Sanz, A.	P2874, P3760
Palladini, G.	P2796	Panza, A.	P2493	Pardo-Martinez, P.	386, 1085, P2870,
Pallantza, Z.	P2479, P6558	Panzarino, C.	P2701		P3659, P6451, P6453
Palleri, D.	P4725	Panzavolta, M.	P5532	Pare, G.	P1540, P2426
Pallisgaard, J.L.	P1530, P2561, P4491,	Panzenboeck, A.	P1672, P1762, P3132	Pare, J.C.	P4993
	P5172	Panzer, S.	P2853	Pareek, M.	189, P4954
Pallisgaard, J.L.P.	P2568	Paolillo, R.	P223, P3556	Pareek, N.	1077
Palma, E.	P2555, P2557	Paolucci, N.	P3599	Pareira, P.	P4689
Palma, I.	P2653	Papa, I.	P3585, P5203	Paren, P.	1126, 4038
Palma Dos Reis, R.	P802, P1614, 3269,	Papadaki, H.	P5417	Parenica, J.	P1661, P4802
	P4123, P5928	Papadaki, L.P.	P3321	Parenti, G.	P4723
Palma Reis, R.	P2674, P3638, P4111,	Papadakis, M.	P237, P239, P644, P1691,	Parfitt, L.	P2780
	P4345, 6053, P6419		4031, 4033, 5977	Parfyonova, Y.E.	P3548, P3654
Palmer, M.K.	P1727, P2750	Papadavid, E.	P1418, P2849	Parhofer, K.G.	5777
Palmerini, T.	P255, 3308, P4308	Papademetriou, V.	P6100	Parigi, G.B.	4238
Palmieri, L.	P6409	Papadimitriou, D.	P3379, P3635	Parikh, R.	P606
Palmisano, A.	P902	Papadopoulos, C.	P3380, P4372	Paris, C.	P848
Palmisano, P.	2383	Papadopoulos, D.	P562, P3398, P3402	Parise, O.	P935, P1807
Paloczi, J.	P1601	Papadopoulos, K.	P6188	Parisi, V.	P1599
Palomaki, A.	1881	Papadopoulos, E.	P5162	Parissis, J.	P742, P1499, P1663, P1668,
Palombo, C.	P4429	Papadopolou, K.	P878		P2145, P3577, P4412, P4589, P5198,
Palomino Doza, J.	5753, 5754	Papafaklis, M.	P2407		P6321
Paludan-Muller, C.	P3487	Papafaklis, M.I.	2988, P3089	Parissis, J.P.	176, 1123, P1624
Paluszek, P.	4066				

## Chairpersons & Judges / Speakers & Discussants / Authors Par – Pav

NAME	PAGE(S) / PROGRAMME NR(S)	NAME	PAGE(S) / PROGRAMME NR(S)	NAME	PAGE(S) / PROGRAMME NR(S)
<b>Parissis, J.T.</b>	<b>158, 200</b>	Park, S.W.	P847, P4112, 4244, P4720	Pasterkamp, G.P.	P1868, P3794, 4832
Parissis, J.T.	1091, 1093, 1095, 2342, 3150, 4174	Park, T.H.	P1848, P6208	Pastor, C.	2370, 2371, P6377
Park, B.K.	P3134	Park, T.K.	P250, P6519	Pastor, L.	P5469
Park, C.-B.	P4386	Park, Y.	P907, P917, P924, P1184, P1463, P1579, P2176, P3448, 4076, P5631, 6606	Pastor, P.	P2166, P2167
Park, C.-H.	P1534	Park, Y.A.	P2581, P3736, P5317	Pastor Moreno, A.	P1782
<b>Park, C.</b>	<b>84</b>	Park, Y.B.	P910	Pastor Pueyo, P.	P2874, P6539
Park, C.	P2155	Park, Y.H.	P250, P1813, P5626, P6519	Pastor Pueyo, P.P.P.	P3368
Park, C.G.	P907, P917, P924, P1184, P1463, P1579, P1680, P1854, P2817, P3407, P3426, 4076, P5265, P5631, P6207, 6606	Park, Y.J.	P2518, P5265	Pastor Quirante, F.	P2808
Park, C.H.	P621	Park, Y.M.	P1534, 2894	Pastor-Perez, F.J.	P3752, 4831
Park, C.S.	269, P2504	Parkar, A.	P4566	Pastore, C.A.	P1569
Park, D.G.	P3713	Parker, K.	P2454	Pastore, F.	P3135
Park, D.S.	P4541	Parker, M.A.	P6119	Pastore, G.	P3575, P6260
Park, D.W.	P2443, 4244	Parker, S.	4239	Pastori, D.	P1574, P2605, P2711
Park, E.H.	P4636, P5413, P5619, P6342	Parker, T.G.	4277	Pastorin, G.	P4586
Park, E.J.	P2155, P3426	Parkhomenko, A.	P916, 1352, P2840, P3750, P4100, P5629, 5987	Pasupathy, S.	2227, P6571
Park, G.I.	P6208	Parks, T.	P6474	Patel, A.	P606, P3382, P3383, P5616, 5828, P6267
Park, G.M.	P4952, P5232	Parlakpınar, H.	P6347	Patel, C.	P2584
Park, H.-C.	P6311	Parlon, B.	P4984	Patel, H.	P5442
Park, H.	P3568, P4519, P4734, P6325	Parmigiani, C.	P6283	<b>Patel, M.</b>	<b>150</b>
Park, H.B.	P5211	Parmon, E.	2135	Patel, M.	1972, 2211, P4103
Park, H.E.	P910, P1728, P4118, P4636, P5413, P5619, P6342, P6403	Parodi, G.	P1156, P2660, P2828, P2831	Patel, M.R.	P2566, P2602
Park, H.J.	P4636, P5619	Parodi, J.	P3516	Patel, N.	P1155, P2500, P4091
Park, H.S.	P1448, P1567, P1653, P2832, P6240, P6302	Parodi, O.	P3089	Patel, P.	4279
Park, H.W.	P215, P3523, P3574, P4636, P6446	Parolini, M.	P1506, P6574	Patel, R.	5776
Park, I.S.	P6254	Parpaleix, A.	P2788	Patel, V.	P2487
Park, J.-B.	P2504	Parra, C.	P3587, P4999	Patelis, N.	5107
Park, J.-K.	P6236, P6311	Parra, D.	P5277, P5516	Paterek, A.	2255
Park, J.	P501, P3432, P4490	Parreira, L.	P675, P6305	Paterson, I.	P3381
Park, J.B.	P684, P910, P1588, P2716	Parrington, J.	P1596	<b>Pathak, A.</b>	<b>205</b>
Park, J.C.	P215, P1814, P5615, P5625, 5876, P6446	Parrotto, S.	P4539	Pathak, A.	1290, 6021
Park, J.H.	P2832, P3576, P4360, P4441, P5589, 5737	Parsenghian, M.H.	P1801	Patier, J.	P5472
Park, J.J.	P1430, 3066, 4936, P5642, P6363	Parsonage, W.	P4790	Patil, V.J.	P6507
Park, J.R.	P3447, P3574, P5626	Parsonage, W.A.	P1199	Patocskai, B.	P1553, P4510
Park, J.S.	P926, P1591, P1841, P1848, P2524, P3432, P3775, P4414, P5255, P5355, 5972, P6208	Parsons, G.	P3363, P3369	Paton, J.F.R.	P206
Park, J.W.	P3489	Parsons, V.	P2542, P2544	Paton, M.F.	1099, P3511
Park, J.Y.	P907, P917, P924, P1184, P1463, P1579, P1854, P2518, P2817, P3407, P3448, 4076, P5265, P5631, 6606	Parthenakis, F.	P2153, P3608, P3776, P4382, P5417, P5571, P5572	Patra, S.	2022
Park, K.-H.	P5613, P5621, P5627, P6187	Partyka, L.	P618	Patrascu, A.	P6139
Park, K.H.	P926, P1591, P3423, P3775, P5355	Parving, H.H.	P3643	Patrianakos, A.	P2153, P3608, P3776, P4382, P5417, P5571
Park, K.I.	P1848	Parwani, A.S.	P2590	Patricio, L.	P479, P532, P2157, P2158, 3819
Park, K.M.	P654, P5352	Pasanisi, E.	P4571	Patricio, L.M.	2094
Park, K.W.	P251, P3432	Pasanisi, E.M.	P5204	Patsilinakos, S.	P4304
Park, K.Y.	P1534	Paschalidis, E.	P1416, P4305, P4383	Patsouris, E.	P616, P2143, P3706, P4319, 5107
Park, M.S.	P3713	Paschalis, A.	P3635	Patten, M.	1346, P5210
Park, M.W.	P4952, P5232	Pascual, I.	P2161	Patterson, J.	P1682
Park, S.-H.	P1854, P2817	Pascual, J.	P645	Patterson, O.P.	4071
Park, S.-J.	P862	Pascual Izco, M.	P576, P2874, P4647, P6539	Patterson, T.	P514, P550, 3077, P4419
Park, S.-W.	P862	Pasetto, L.	P4503	Patti, G.	P1833, P2596
Park, S.	P693, 1357, 2065, 2295, P4629, 5756, 5763, P6176, P6364	Pashevin, D.	2126	Paturzo, M.	P6418
Park, S.D.	2893	Pasotti, E.	P3456	Patzelt, J.	P5539
Park, S.G.	P6325	Pasquale, F.	P1186	Paudel, A.P.	P1770
Park, S.H.	P907, P917, P924, P1184, P1463, P1579, P1854, P2155, P2518, P2817, P3407, P3426, P3448, 4076, P5265, P5625, P5631, P6207, 6606	<b>Pasquet, A.A.</b>	<b>141</b>	Paul, T.	P627, P892, P1158
Park, S.J.	P654, P847, P2827, P4112, 4244, P5216, P5352, P5651	Pasquet, A.A.	1314, 2112	Paule, S.	P5448
Park, S.M.	P2820, P3583, P4420	Pasquevich, V.	P2432	Paulo Henriques, J.	P2859
		Pasquie, J.-L.	P1587, P2810	Paulus, P.	P6312
		Pasquie, J.L.	P2565	<b>Paulus, W.J.</b>	<b>258</b>
		Passafaro, F.	P6106	Paulus, W.J.	1329
		Passarelli, M.	3950	Pauschinger, M.	P1858, P1862, P2823
		Passick, M.	P1419	Pavan, E.	P4379
		Passier, R.	5071	Pavani, M.	P6191
		Passino, C.	P241, P551, P3596, P4571	Pavao, M.L.C.	P2170
		Passos da Silva, M.	4189	Pavasini, R.	P2861
		Passos Da Silva, M.E.	P577, P5236	Pavelescu, A.	P5557, P6492
		Passos Silva, M.	P5307	Pavesi, C.	P767, P873, P2414
		<b>Pasterkamp, G.</b>	<b>254</b>	Pavie, A.P.	P6407
		Pasterkamp, G.	P2839, P3332, P4562, P5396, P5440, P6578	Pavin, D.	P5320
				Pavlidis, A.	3077
				Pavlidis, G.	P937, P1418, P2741, P3656, 4194, P4351, P6181, P6321

## Chairpersons & Judges / Speakers & Discussants / Authors Pav – Per

NAME	PAGE(S) / PROGRAMME NR(S)	NAME	PAGE(S) / PROGRAMME NR(S)	NAME	PAGE(S) / PROGRAMME NR(S)
Pavlov, S.	P6185	Pejkov, H.	P6195	Pereira, M.A.	P2847
Pavlovic, A.	P949, P3443, 4895, 5148, P5271, P6202, P6226, P6228, P6241	Pekarskiy, S.	P608	Pereira, N.	P2412
Pavlovic, A.S.	P5282	Pekel, N.	P6178	Pereira, S.	P930, P3770, P5632
Pavlovic, D.	P4667	Pelissero, G.	P4457	Pereira Filho, H.G.	P1569
Pavlovic, R.	4027	Pellanda, L.P.	P2729	Pereira Nunes, M.C.	5110
Pavlovic, V.	P949, P3355, P3443, P3452, P4132, 4895, 5148, P5271, P5282, P6201, P6202, P6226, P6228, P6241	Pellegrini, C.	P575, P2414, P3683, P5534, P6457	Pereira Pinheiro, L.	P3629
Pavo, N.	173, P3789	Pellegrino, G.	P2843, P2852	Perel, P.	395, 3065
Pavon-Djavid, G.	3943	Pellegrino, M.	P1675, 2256, P4348	Perera, D.	P514, P1812, 3077, P4419, 5150, P5647
Pavone, F.S.	P3517	Pellicano, M.	P474, P965, P1401, 3078, P3457, P4417, P5257	Peretto, G.	P902, P963, P3509, P3731, 4188, P4741
Pawar, S.	P879, P6152	<b>Pelliccia, A.</b>	<b>16, 209, 322, 368</b>	Perez, B.A.	P2430
Pawar, S.P.	P6168	Pelliccia, A.	1321, 3173	Perez, I.	P1782
Pawlas, N.	P3393	Pelliccia, F.	4817	Perez, J.	2377
Pawlik, W.	P5389, P5395	Pellicori, P.	P3619, P4324, P6357	Perez, L.	P1162, P3435, P6286
Pawlowski, T.	P962, P6522, P6538	Pelikka, P.	P2148	Perez, R.	1085
Paxinos, G.	P6255	Pelikka, P.A.	P200, 1113, P1428, P1742	Perez, V.	P2779
Paya Chaume, A.	1076	Pello, A.M.	P805, P6535	Perez Castellanos, N.	2141, P5491
Paya Serrano, R.	P2453	Pello Lazaro, A.M.	P1667	<b>Perez De Isla, L.</b>	<b>275</b>
Payne, A.Y.M.	P6170	Peloquin, S.	3147	Perez De Isla, L.	181, P509, P825, P1371, P1447, P2460, P4377, P4988, 6615
Payot, L.	P5610	Pemberton, J.	P4997, 5881, 6077	Perez Del Prado, A.	4946
Payrastre, B.	5968	Pena Duque, M.A.	P3764	Perez Del Villar, C.	5761
Paz, M.	P2413	Pena Gil, C.	P1660, P3780	Perez Mendez, O.	P3765
Paz, O.	P6435	Pena-Duque, M.A.	P3396	Perez Rodon, J.	P667
Paz, Y.	P626	Pena-Gil, C.	P2588, P2592, P2593	Perez Sanchez, I.	P3733
<b>Pazdernik, M.</b>	<b>211</b>	Penafiel, P.	P1782	Perez Santigosa, P.	P3694
Pazdernik, M.	1258, 5059	Penafiel-Verdu, P.	P669	Perez Vela, J.L.	P1764
Pazhenkottil, A.P.	P517, P5238	Pencina, M.J.	P3650	Perez Villacastin, J.	2141
Pazhenkottil, P.A.	P893	Penco, M.	388, 5155	Perez Villacastin, J.J.	P4781
Pazin, D.C.	P818, P4619	Pende, M.	P2788	Perez Vizcayno, M.J.	3947, P4532
Pazzanese, V.	P3417	Pender, N.	P3620	Perez-Belmonte, L.M.	P1424
Pe', M.E.	P551	Penela, D.	P1160, P3498	Perez-Calvo, J.I.	P2389
Peacock, A.J.	P708	<b>Pengo, V.</b>	<b>207</b>	Perez-Castejon, M.	P1371, P4996, 5142
Peacock, F.	P4796	Pengo, V.	P2603, P2604, P3816	Perez-Castejon, M.J.	P4769
Peacock, W.F.	2359, P3710, P3717	Penicka, M.	P965, P1139, 1317, P2647, P3375, P3376, P5530	Perez-Cebey, L.	P3357
<b>Pearson, J.D.</b>	<b>74, 91, 264, 276</b>	Pennell, D.J.	1074, 1077, P1657, P5442, P6366	Perez-Feliz, S.	P3117
Pecen, L.	3069			Perez-Fernandez, R.	386, P2870, P3659, P6451, P6453
Pechmajou, L.	P6111	Pennella, S.	P2739	Perez-Mendez, O.	P3396
Pecora, D.	2383	Pennings, G.J.	P5006	Perez-Rodon, J.	P3519
Pedersen, B.K.	P3643	Penov, K.	P484	Perez-Rodriguez, G.	6055
Pedersen, C.S.	P2573	Penson, P.	P1698, P2718, 4909	Perez-Rodriguez, M.A.	P1842
Pedersen, F.	P822, P5430	Pentara, I.	P1834, P5611	Perez-Ruiz, F.	1945
Pedersen, L.	4070	Peovska Mitevska, I.	P162	Perez-Sanchez, I.	P669
Pedersen, L.R.	140, P4608	Pepe, A.	P1666, P4979, P6136, P6141	Perez-Sole, N.	P5394, P6116
Pedersen, T.R.	3177, P5524, P5527	Pepe, G.	P4126	Perez-Tertero, C.	P2172
Pedicino, D.	P2835	<b>Pepi, M.</b>	<b>133</b>	Perez-Villa, F.	P1527
Pedrazzini, G.	312, P942, 4896	Pepi, M.	P1761, 1975, 1977, 2320, 5145, P5229, 5866, P6138, P6157	Perez-Villacastin, J.	P5491
Pedrazzini, G.B.	P2200, P3456, 6602			Perez-Vizcaino, M.J.	P3434
Pedrazzini, M.	1135, P1786	Pepi, P.	2383	Perier, M.C.	170, 1886, P5505, P6112
Pedreira, M.	P3763	Pepine, C.J.	P959, P967, P1411	Perin, E.	4290
Pedreiros, P.	P2653	Pepke-Zaba, J.	4265	Perin, M.	P2868, P5277
Pedri, S.P.	P3626	Pepperell, J.C.T.	P640	Perin, M.A.	P2162, P2743
Pedinelli, R.	P3812	<b>Peralta, S.P.</b>	<b>194</b>	Perini, J.L.	P3629
Pedrizzetti, G.	P3377	Perazzolo Marra, M.	P238	Peris, S.	6043
Pedrizzetti, G.P.	P3626	Perea, R.	P1160	<b>Perisic, Z.</b>	<b>269</b>
Pedro, A.	P4515	Perea Gil, I.	P2611	Perisic, Z.	3252, 3256, 4181
Pedrosa, S.	P1638	Perea-Gil, I.	P2621, P5914	Peritore, A.	P5885
Pedrote, A.	P1160	Pereda, D.	P5551, P5553	Perk, J.	5841
Pedrotti, P.	5873, P5885	Perego, G.B.	P5377	Perl, S.	P2154
Peels, C.H.	P2813	Peregrin, J.	P6101	Perlini, S.	P2796, 4238, P4957, 5984
Pego, G.M.	P4732	Pereira, A.	P802, P923, P1495, P1614, P2459, 3269, P3759, P4123, P4735, P5499, P5928	Perna, G.P.	1360, P5426, P5462
Pego, M.	P3373, P4083, 4933, P6150, P6165	Pereira, A.C.	P702, P5500	Perne, A.	P5652
Pehrson, S.	1058	Pereira, D.	P802, P923, P1614, P2560, 3269, P3759, P4123, P4735, P5499, P5928		
Pei, X.L.	P4373	Pereira, E.	P5279, P5280, P5306, P5307, P6290		
Peichl, P.	P1580, P5312, P6149	Pereira, H.	P900, P5279, P5280, P5646, 5736, 5745		
Peinado, R.	P682, P686	Pereira, J.	P737, P6147, P6148		
Peinkofer, G.	4287				
Peixoto, E.C.S.	P568				
Peixoto, R.T.S.	P568				

# Chairpersons & Judges / Speakers & Discussants / Authors Per – Pie

NAME	PAGE(S) / PROGRAMME NR(S)	NAME	PAGE(S) / PROGRAMME NR(S)	NAME	PAGE(S) / PROGRAMME NR(S)
Pernencar, S.	P922, 5815, P6425	Petkun, W.	1357, 2065	Piacentini, R.	P494
Pernias Escrig, V.	P946	Petousis Stilianos, S.P.	P6554	Pianca, N.	P4318, P5402
Pernias-Escrig, V.	P4659	Petracci, B.	P491, 2378, P3504	Pianou, N.	P616, P1478, P1522, 5107
Pernot, M.	P6097	Petraco, R.	P3086, P3088	Piao, Z.H.	P4541
Perolo, P.	P945	Petraglia, L.	P1599	Platek, J.	4066
Perone, R.	P2493	Petrak, J.	P2178	Platek, K.	P5395
Perperis, A.	P1843	Petrak, O.	1288	Piatkowski, M.	P4444
Perrea, D.	P3398	Petras, D.	P2151, P3319	Piazza, F.	4941
Perret, B.	187	Petrescu, L.	1017	Piazza, N.	3976, 3978, 3980, P5536
Perri, D.	P943	Petrie, J.R.	2898	<b>Pibarot, P.</b>	<b>199</b>
Perri, G.	P494	Petrie, M.	P693	Pibarot, P.	P2421, 3028, P3570
Perri, G.P.	P2612	Petrie, M.C.	P1629, P1656	Picano, E.	P552, P779, 1086, P1370, P3316, P3364, 4021, P4352, 5147, P5170, 6048, P6098
Perrier, S.	P6332	Petriello, G.	P6386	Picard, F.	3075
Perrin, S.	P4658	Petrikonyte, D.	P5378	Picard, M.H.	5752
<b>Perrino, C.</b>	<b>77</b>	Petrishchev, N.	P6555	Picarelli, S.	P2446
Perrino, C.	P223, 3266, P3556	Petrishchev, N.N.	P515	Picariello, C.	P3575, P6260
Perrone, T.	P2796, P4957, 5984	Petroglou, D.	P6100	Picarra, B.	P915, P933, P2877, P4707, P4718, P4750, 4897, P5569, P5607, 6599
<b>Perrone-Filardi, P.</b>	<b>23</b>	Petroni, T.	5743	Piccaluga, E.	5147, P5170, P6135
Perrone-Filardi, P.	45, 4036, P6367	<b>Petronio, A.S.</b>	<b>261</b>	Piccardo, A.	P1469
Perrotta, L.	P4482, P5329, P5364	Petronio, A.S.	79, P850	Picchi, A.	P4966
Perrson, J.T.	P513	Petrosillo, N.	P4334	Piccini, J.	1010, P2566, 2954, P3479
Perrucci, G.L.	P4503	Petrou, E.	P6384	Piccini, J.P.	P3482, P4103
Perry, A.	P1741	Petrou, M.	P5237	Piccoli, A.	P4411
Persampieri, S.P.	P536	Petrov, A.D.	P1801	Piccolo, R.	P1748, 3305, 5154, 6598
Persichillo, M.	P836, P2642, P2749	Petrova, M.M.	P3782	Pichard, A.	P2761
Persico, L.	P4539	Petrovic, D.	P3395, 4027	Piche, M.E.	P3636
Personeni, D.	P582	Petrovic, D.P.	P6184	Pichlmaier, M.	P1828
Persson, H.	P936	Petrovic, I.	P6525	Pichot, S.	5038
Persson, J.	P2530	Petrovic, M.	P782, P4132, 5148, P5271, P5439, P6241	Picilli, M.	P2493
Persson, M.	P812	Petrovic, M.T.	P3367	Pickup, L.	P883
Perticone, F.	P4342	Petrovic, O.	P4132	Pickup, L.C.	P2812
Pertoldi, F.	P4733	Petru, J.	P2403, 5090, P5314	Picon, R.	P686
Pertz, J.	4271	Petruzzellis, F.	P2603, P2604	Picozza, M.	P4539
Peruga, J.Z.	P2445	Petterson, A.	P4794	Pidello, S.	P1514
Peruzza, F.	P687	Petterson, G.	P5933	Piecha, G.	P5397
Peruzzi, M.	P5917	Petterson, G.P.	P896	Piechnik, S.	5870
Pes, G.	P4641	Pettila, V.	P636, P734, P801, P2186	Piedecausa, M.	181
Pesarini, G.	P571, P4411, P5267	Petit, S.	P693	Piek, J.J.	93, P6213
Pesce, M.	P1615, P2764, P5915, P6463	Petursson, P.	311, P1825, P3412	Piemontese, G.	P2844
Peschanski, N.	P3341	Petzold, M.	P4731	Pieniazek, P.	P598, P603, P1473, P1523, 4066
Peskesis, G.	P845, P1142, P2150, P2502, P2725, P4319, P4648, 4931	Pevni, D.	P626	Piepenburg, S.M.	P6124
Pessoa Correa, A.	P584	Peyrol, M.	P4600	Pieper, K.	418
Pessoa De Melo, L.M.	P6361	Peyrot, S.	4164	<b>Piepoli, M.F.</b>	<b>96, 158, 307</b>
Pestana, G.	P3129	Pezzulich, B.	P586	Piepoli, M.F.	2, P241, 369, 989, 2921, 4258, 5015, 5041
Pestano, N.	P1481	Pezzullo, E.	P4723	Pieragnoli, P.	P6300
Petaja, L.	P801, P2186	Pfannebecker, T.	P4398	Pierantozzi, A.	P3506
Peteiro, J.	386, 1085, P2870, P3659, P6451, P6453	Pfeffer, M.	2995, 6001	<b>Pierard, L.A.</b>	<b>135, 195</b>
Peteiro Vazquez, J.C.	P3357, P3361	Pfeffer, M.A.	P1173, P1658	Pierard, L.A.	2007, 2944
Peter, K.	P610, P6336	Pfeffer, T.	P695	Pierce, B.	P2487
Peter, K.H.	P2144, P2773	Pfeifer, B.	P5525	Pierre, B.	P2598
Petermans, J.	2943, 2944	Pfeifer, P.	P2838, P4525	Pierrotti, L.	P4994
Peters, A.	P2152	Pfeiffer, B.	P878	Piers, S.R.D.	P660, P2402
<b>Peters, R.J.G.</b>	<b>309</b>	Pfeiffer, N.	P2187, 2368, P4628, P6118	Piersma, F.R.	P4469, P4488
Peters, R.J.G.	P240, P2417, 4844	Pfister, O.	1020	<b>Pieske, B.</b>	<b>96, 215</b>
Peters, S.	P6104	Pfister, O.	P6175	Pieske, B.	453, P772, P776, 1930, 1934, P2154, 2344, P2590, P3573, P3591, 4851, P5433, P5559, P5570, 5696, 5701, 6069, P6344, P6499
Petersen, C.	P5204	Pfister, R.	P646, P1407, P2497	Pieske, B.M.	P4452
Petersen, C.M.	P1593	Pfluecke, C.	P1164, P1753	Pietersen, A.	P2561
Petersen, F.	4232	Pham, T.V.	P3537	Pietila, A.	278
Petersen, H.H.	1121, 3824, P6346	Phan, K.	5874	Pietrasik, A.	P3350
Petersen, J.	P2495	Philias, A.	P5595	Pietri, P.	P703, P811, P1465, P2473, P2475, P2717, P4084, P4305, P4389, P4646, 5985, P6408
Petersen, S.E.	4902	Philibert, S.	P6299	Pietrucha, A.Z.	P5910
<b>Peterson, E.</b>	<b>377</b>	Philipp, A.	P5534		
Peterson, E.	1972, 3221, 5947, 5948	Philippart, R.	P1507		
Peterson, E.D.	273, P3479, P3482, P5927	Philippi, V.	6005		
Petillo, F.	P1419, P2760	Phillips, B.	P6251		
Petit, B.	P653, P685	Phillipova, I.	P4361		
Petkar, S.	P5904	Phillips, H.	179		
Petkoska, D.	P209, P605, 4062, P6195	Phillips, K.P.	P4489		
Petkova, M.A.	P3116	Philpott, M.	3298		
		Phrommintikul, A.	P1724		



## Chairpersons & Judges / Speakers & Discussants / Authors Pie – Pol

NAME	PAGE(S) / PROGRAMME NR(S)	NAME	PAGE(S) / PROGRAMME NR(S)	NAME	PAGE(S) / PROGRAMME NR(S)
Piette, Y.		Pijpilis, A.	P2792	Plehn, G.	P4331
Pietura, R.		Piquer-Gil, M.P.G.	P3350	Plein, S.	P514, P1812, P3602, 4903
Piffaretti, G.		Piqueras, L.	P2398	Plens, K.	P4125
Piggins, H.		Piraino, D.P.	P3115	Pleskot, M.	P4768
Pignatelli, P.	P1168, P1574, P2605,	Piras, G.	P3754	Plesner, L.	P1650
Piherova, L.		Pirazzoli, E.	P3723	Plewka, M.	P2445, P6526
Piironen, M.K.		Pirelli, S.	P5509	Pleym, H.	P2485
Pijls, N.		Pires, R.	P965	Plikington, P.	P1774
Pijls, N.H.J.		Pires, R.H.	P1911	Pliszczak-Krol, A.	P1517
Pijnappels, D.		Pirinen, J.R.R.	P3567	Pllaha, E.	P4092
Pijnappels, D.A.		Piriou, N.	P3495	Plokhova, E.V.	P2174, P4639, P5385
Pijuan-Domenech, A.		Pirk, J.	P249	<b>Plonska-Gosciniak, E.</b>	<b>95, 154</b>
Pikkarainen, E.		Pirla Buxo, M.J.	P5573	Plotnikov, G.	P5268
Plato, C.A.		Pironti, G.L.	P4503	Plouin, P.F.	P1146, P4958, 5991
Plato, E.		Pirozzi, M.	P1186	Pluchinotta, F.R.	P548
Plato, M.		Pisaniello, M.	P3570	Pluhacek, T.	P2178
Pilgrim, T.	P1748, P4675, 4896, 6598	Pisano, F.	P3424, P3546, P3799,	Plumitallo, S.	P873
Pilgrim, T.P.			5070,	Plummer, C.	2376
Pili, P.			P5916	Plutzky, J.	1896
Pilichou, K.	P238, P496, P882	Pisano, M.	P5429	Plywaczewski, R.	3997
Pilka, M.		Pisano', E.L.C.	P6300	Pocanic, D.	34
Pillas, D.		Piscione, F.	P2660, P3735	Pochkaeva, E.I.	P515
Pilz, S.		Piseri, M.	388	Poci, N.	P3714
Pimenta, E.		Pislaru, C.	P200, P1428, P1742, P2148	Pocock, S.	P232, P253, P1154, P1827,
Pimenta, R.	P5205, P6265	Pislaru, S.V.	P2148		P5608, P5609
Pimentel, W.	P3419, P5884	Pison, L.	P935	Pocock, S.J.	2012, 2996, 6003, P6567,
Pina, I.L.	2365, P2677	Pisters, R.	P2546		P6568
Pinamonti, B.		Pistis, G.	P943	Poddighe, R.	P813, 1014
Pinar Bermudez, E.		Pistritto, A.	P2647	Podlesnikar, T.	P6478
Pineda, R.		Pitcher, A.	2287	Podolec, P.	P618, P1487, P2814, P3737,
Pineda, V.	P2807, P3728	Pitcher, D.W.	1064		P4715, P5567, P5587, P6261, P6510
Pineda-Rocamora, J.	P4663, P5278	Pitkanen, O.M.	4049	Podolecka, E.	P5520
Pingel, S.	P2422, P4671, P5535	Pitman, M.R.	P4563	Podolecki, T.	2379, P2875, 4938, P6285,
Pinheiro, T.		Pitsavos, C.	P2738, P3678, P3771, P4596,		P6580
Pinho, P.	P1749, P2481, P2489, P2490,		P4641	Podolyak, D.	P650
		Pitschner, H.F.	P5353	Podpalov, V.V.	P3685
Pinho, T.	P1788, 5865, P6147, P6148	Pitson, S.M.	P4563	Podzimkova, J.	P5566
Pinho-Gomes, A.		Pittarello, D.	6076	Poelz, W.	P1470
Pini, A.		Pitthan, E.	P3661, P4660	Poelz, G.	P4633
Pini, M.		Pituskin, E.	P3381	Poerner, T.C.	P1384, P2444, P3325, P4963
Pinieck, S.		Pivato, C.	P3417	<b>Poess, J.</b>	<b>91, 255</b>
Pinkert, S.		Pivetta, A.	P498	Poess, J.	P214, 327, P2682, 3051, P6140
Pino, G.P.		Piwonska, A.	P6123	Poewe, W.	5879
Pinon, P.		Piwonski, J.	P6123	Poggesi, C.	P3517, P3721, 5978
Pinon Esteban, P.		Pizarro, R.	P3597	Pogljajen, G.	P2654, P4559
Pinto, A.	P2187, P4977	Pizon, T.	P5188	Poglitsch, M.	173
<b>Pinto, F.J.</b>	<b>96, 212, 268, 304, 310, 327</b>	Pizzetti, F.	2381	Pogorevici, A.	2102, P2878
Pinto, F.J.	P665, P1497, P1555, P1556,	Pizzi, C.	4073	Pogosova, N.	P5466
	P1795, 2308, P2801, P2802, P3330,	Pizzi, M.N.	P249	Poh, K.K.	P846, P951, P2712
	P3474, 4216, P4515, P5303, P5311,	Pizzini, A.	191	Poh, S.C.	P3633
	P6160, P6221, P6249, P6301	Pizzino, F.	P4364	Pohar Perme, M.	P6411
Pinto, I.M.F.		Placido, R.	P665, P3474, P6160	Pohl, C.V.	P6507
Pinto, P.	P1495, P2459	Planinc, I.	P2657	Pohl, M.	P4513, P4516, P5351
Pinto, R.	P3129, P5478	Plank, F.	4243, P4948, P5157	Poirier, B.	P4566
Pinto, R.C.		Planken, R.N.	P3493	Poirier, N.	P220, 2355
Pinto, X.		Planquette, B.	P6110	Poirier, P.	47, P3636
Pinto, Y.M.		Plappert, T.	P2647	Pokorney, S.D.	P3479, P3482
Pinto Teixeira, P.	P479, P532, P2434,	Plass, A.	P4948	Pokrovskaya, M.S.	P4639
	P2744, 3819	Platek, A.E.	P3090	<b>Pokushalov, E.</b>	<b>311</b>
Pintossi, C.		Platone, A.	52	Pokushalov, E.	P607, P2168, P3108, P3348,
Pioneer, J.M.		Platonov, P.G.	P1563		P4454, P4489
Piorkowski, C.	P4513, P4516, P5351, 5959	Platou, E.S.	P218	Pol, R.A.	P4540
Piot, C.	P512, P3445	Platts, D.	P2647	Polansky, B.	P691
Piot, O.	170, P2598	Platts, D.G.	P2439, P6154	Polat, N.	P2776
<b>Piotrowicz, E.</b>	<b>367</b>	<b>Platz, E.</b>	<b>79</b>	Poldervaart, J.M.	P2869, P2872, P2873
Piotrowicz, E.	3031	Platz, E.	P1658	Polewczyk, A.	P221, P3536
Piotrowicz, R.	1884	Plaza, M.	P2421	Polewczyk, M.	P221, P3536
Piotrowski, W.	P4599	Plaza Martin, M.	P510	Poli, M.	2055
Piper, C.	P5293	Plaza-Heck, P.	P2144	Poli, S.	P1493, P6372, P6380
Pipicz, M.	P1823	Plazak, W.	P1487	Polikutina, O.	P5275
		Plazzo, A.P.	P4318	Polimeni, A.	P4339, P4380, P6106

## Chairpersons & Judges / Speakers & Discussants / Authors Pol – Pro

NAME	PAGE(S) / PROGRAMME NR(S)	NAME	PAGE(S) / PROGRAMME NR(S)	NAME	PAGE(S) / PROGRAMME NR(S)
Polizzi, V.	P527	Popovic, V.	P4323	Pozzi, R.	P254, 3306, P6257
Polkowska-Motrenko, H.	P4599	Popovic, Z.	P520, P5195	Pozzilli, P.	P1845
Pollack, C.	429, 1207	Popovic, Z.B.	P3576, 6049	Prabhakaran, D.	4209
Pollack, S.	P1419, P2760	Popovici, I.	P6320	Pracón, R.	P5168
Pollak, A.	P3746	<b>Popovici, M.</b>	<b>80</b>	Pradella, S.	P2828
Poller, W.	P4570	<b>Poppas, A.</b>	<b>152</b>	Prado, N.J.	P4508
Poller, W.C.	P4535	Poppas, A.	374, 3279	Prager, R.	P5918
Pollet, J.	P1701	Poppe, K.K.	P4631	Prakash, K.	P237
Pollock, J.S.	1363	Poppe, M.	P4766	Prami, T.	P1826, P4655
Polonia, J.M.	4211	Porath, A.	P4624	Prando, V.	P4318, P5402
Polonski, L.	177, P477, P1851, P1873, P2204, P2656, P2665, P2863, P3353, P3393, P3462, P5656, 5741, P6583	Porcellini, S.	P5365, P5377	<b>Prasad, K.</b>	<b>316</b>
Polopolo Rubbio, A.	P4683	Porcsa, L.	P1436	Prasad, M.	P964, P6171, P6328
Polos, M.	P2637, P3541	Poredos, P.	P6411	Prasad, S.	4904
Polovina, S.	P5439	Porokhovnikov, I.	6611	Prasad, S.K.	1077, 1131, P1657, P1784, P5442, P6366, P6500
Polvani, G.	P2764, P5346, P6463	Porpacz, A.	P1446	Prassl, R.	4284
Polyak, M.	P763	Porras-Martin, C.	P4532	Prat, A.	P5528
Polyakova, E.	P248	Porres, J.M.	P6286	Prat-Vidal, C.	P2611, P2621, P5914
Polzin, A.	P1167, P2451, 3248	Porta-Sanchez, A.	P6248	Prata Pizzala, D.	P1442
Polzi, L.	P6312	Portella, A.L.F.	P2162	Pratali, L.	1086, P2732
<b>Pomar Moya-Prats, J.L.</b>	<b>256</b>	Porto, I.	P2825, P6563	Prats, J.	P3103, 5079, P5648, 6045
Pomar Moya-Prats, J.L.	3974	Portoles, M.	P1596, P1611, P3600, P4564	Praveckova, A.	1317, 2382
Pomella, S.	52	Portugal, G.	P479, P532, P861, P1795, P2180, P2434, P2744, 4028, P5205, P5479, P6581	Praz, F.	P1748, P4675
Pomerantzeff, P.M.A.	P6456	Portugues, J.M.	1257	Precek, J.	P651, 4215, P4772, P4776
Pomero, F.	P3711	Posada-Martinez, E.	6055	Predotti, P.	P3735
Pompilio, G.	P4503, 4859	Posadas-Romero, C.	P3396	Pregowski, J.	2046, P4396
Ponassenko, A.	P3698	Posadas-Sanchez, R.	P3396	Preiss, R.	6092
<b>Ponikowski, P.</b>	<b>194</b>	Posch, F.	3071	<b>Preissner, K.</b>	<b>196</b>
Ponikowski, P.	177, P817, 995, P1175, P1178, P1619, 2369, P2655, P2656, P2665, 2942, 3149, 4043, P4321, 5124, P5242, P5399, P5401, P6102, P6388	Poscia, R.	P868	Preissner, K.	3205, 5766, 6591
Poniku, A.	P771	Positano, V.	P1666, P4979, P6136, P6141	Prejsbisz, A.	P1490
Ponnuswamy, P.	P4978	Posma, J.J.N.	3944	Prella, M.	5747
Ponomarev, D.	P607, P2168, P2537, P3108	Possner, M.	P893, P2756, 6089	Premlinger, M.	P2556, P5316, P5375
Ponsiglione, A.	P205	Post, H.	P776, P4452, P5559	<b>Prendergast, B.D.</b>	<b>133</b>
Pontarin, A.	P2507	Post, J.C.	P4795	Prendergast, B.D.	2006, 2310, 2936, 4274
Ponte, M.	P577, P5236	Post, M.	P2647	Pres, D.	P2204, P3353, P6194
Ponte, P.	P3091	Post, M.C.	P246, P753	<b>Presbitero, P.</b>	<b>266, 377</b>
Ponte Monteiro, J.	P923, P2560, P3759, P4735	Posthuma, J.J.	3944	Presbitero, P.	P2159, 2281, P4092, P5166
Pontes, M.R.N.	P3691	Potena, L.	P5428	Prescimone, T.	P1505
Pontikoglou, C.H.	P5417	Potenza, A.	2124	<b>Prescott, E.</b>	<b>38, 195, 268, 312</b>
Pontone, G.	354, 5145, P5229, 5866, P6138, P6157	Potenza, D.	2380, P3506, P3527, 6087	Prescott, E.	P905, 2958, 4011, P4608, 5015, 5838, 5842
Pontoni, T.	P1143	Potluri, R.	P231, P1584, P1634, P1718, P2670, 3052, P6356	Prescott, M.F.	2369, 5126
Ponz, I.	P1185, P4764, P5580	<b>Potpara, S.</b>	<b>139</b>	Presneill, J.J.	P3366, P5459
Ponzo, M.	P2845	Pott, C.	P3477	Pretre, G.	P2201, P4078
Pook, E.	P3122, P6345	Potteaux, S.	P4978	Preux, P.M.	P3665
<b>Poole, J.</b>	<b>357</b>	Potthoff, M.	P3435	Previtali, M.	P2772
Poole, J.	5669	Potus, F.	P5406	Preza Fernandes, J.	P2702
Poongkunran, C.	5966	Pouillot, C.	P4415, P4423	Price, K.	P2584
Poongkunran, M.	5966	Poulain, M.	P4641	Price, L.	P2780
Poorhosseini, H.	P4697	Pouleur, A.C.	1892	Price, M.J.	P3103, P5648, 6045
Pop, D.	2102	Poulos, G.	P3514	Price, S.	1024, P2450, 4014, 4228, 5789
<b>Pop-busui, R.</b>	<b>19, 274</b>	<b>Poulter, N.R.</b>	<b>132</b>	Pries-Heje, M.M.	P5430
<b>Popescu, B.A.</b>	<b>79, 326, 384</b>	Poulter, N.R.	1958, 1961, 1962, 4210, P4657	Priest, J.R.	P5180
Popescu, B.A.	P1531, P3375, P3376, 4055, P4668	Pourazar, J.	P2731	Priestley, E.	P5001
Popescu, M.	P1529	Pourgholi, L.	P1617	Prieto-Merino, D.	5776
Popescu, M.I.	1128, P4621	Pourie, G.	P1378	Prihadi, E.A.	1316, P1566, P2765, P6478
Popescu, R.	P1538, P3110	Pourjafari, M.	P4697	Primo, J.	P1554, P5306, P6290
Popkova, M.	P4558	Pousset, F.	P3611	Prince, S.	4285
Popov, A.	P1155, P2500, 5149	Pousset, F.P.	P6407	Princen, H.M.	P1171
Popov, A.F.	P2411	Poutanen, T.	P4346	Prin, A.	P2754
Popov, S.	P608	Poveda, C.	P647	Prinzen, F.	P3575
Popov, S.V.	P6266	Poveda, J.	998	Prinzen, F.W.	3237
Popovic, B.	P6569	Poveda, P.	P5358	Prinzen, P.W.	P6279
Popovic, D.	P2752	Powers, B.M.	P5328	Prior, D.L.	P3614, P3651
		Powers, J.	P6340	<b>Priori, S.G.</b>	<b>309, 419</b>
		Pozdnyakov, Y.	P1857	Priori, S.G.	3007, 5797
		Pozo Osinalde, E.	5974, 5981	<b>Probst, V.</b>	<b>194</b>
		Pozzan, R.	P1464, P2394	Probst, V.	114, P632, P653, P685, 1053, 1134, P3469
				Probstfield, J.L.	P1173

## Chairpersons & Judges / Speakers & Discussants / Authors Pro – Raf

NAME	PAGE(S) / PROGRAMME NR(S)	NAME	PAGE(S) / PROGRAMME NR(S)	NAME	PAGE(S) / PROGRAMME NR(S)
Procaccini, V.	P3631	<b>Pugliese, F.</b>	<b>323</b>	Queneau, M.	5140
Prochaska, J.	P2187, P4628	Pugliese, F.	351	Quenin, P.	1053
Prochnau, D.	P611	Pugliese, F.R.	5155	Querejeta, R.	P1177
Prochownik, P.	P5587	Pugliese, N.	P1648	Querzani, P.	P2587
Proclemer, A.	1098, P4301	Puhan, M.	P942	Quesada, A.	2377, P5448
Procter, N.E.K.	P4458	Puig, T.	P5515	Quesada Dorador, A.	P6286
Prodanovic, N.	P4323	Pujades Rodriguez, M.	5776	Quezada, A.	P1764, P1774
Proff, J.	5829	Pujades-Rodriguez, M.	P890, P1722	Quezada, C.A.	P6488
<b>Proietti, M.</b>	<b>139</b>	Pulignani, S.	P813, P1738, 6093	Quezada Loaiza, C.A.	5753, 5754
Proietti, M.	P1538, P1549, P1723, 3064, 4253, P4328, P4330, P4342, P4550, P6443, P6444, P6445, 6603	Pulignano, G.	P6360	Quezada-Loaiza, C.A.	P1776, P2778, P2779
Prokhorova, D.	P2168	Pulkki, K.	P1644, P1663	Quick, S.Q.	P1164
Prokopova, M.	P2648	Puls, M.	P4677, P4678, P6454	Quiles, N.Q.	P3553
Prombandankul, A.	5760	Puma, J.	P606	Quillot, M.	5968
Pronzdinsky, R.	P3446, P6104	Pun, L.	P1586	Quina Rodrigues, C.	P4746
Pronicki, M.	2373	Punjabi, P.	30, 2109, 2111	Quina-Rodrigues, C.	P909, P2847
Prontera, C.	P4721, P5464	Puntrello, C.	P935, P1807	Quinlan, M.	5751
Prota, C.	P3735	Punzalan, F.E.	P1481	<b>Quinn, T.</b>	<b>88</b>
Protogerou, A.	2056, P6232	Punzalan, F.E.R.	P6209	Quinn, T.	4235
Protonotarios, A.	P1189, P2803	Purcell, I.	P4640	Quintana Giner, M.	P946
Provasoli, S.	P4965	Purerfellner, H.	P3108, P6300	Quintana-Giner, M.	P4659
Provencher, S.	P5406	Puri, R.	P2188, P3647, 4075	Quintarelli, F.	2138
Provenchere, S.	P841	Puripun, E.	P789	Quintas, G.Q.	P3553
Provenza, G.	P3735	Purmah, Y.	P1533, P1537, 3064	Quintin-Roue, I.	6082
Providencia, R.	2384, 5097, P5320, P5331, P5361, 5796	Pushkarev, G.S.	P6125	Quiros, A.	P961, P6218
Prucha, M.	4834	Puska, P.	278	Quispe, R.	P833, 2090
Prudhvi, K.	5966	Puskas, J.D.	5874	Qureshi, S.A.	P6192
Prudkiy, I.	1368	Putala, J.	P2516	Qureshi, W.	389, P4077
Prujij, M.	P3091	Putot, A.	P4658	R Lambert, J.L.	P5423
<b>Prunier, F.</b>	<b>20</b>	Putzu, P.	P6357	R Reguero, J.J.	P3743, P5423
Pruski, M.	P5309	Puwant, S.	P789	Raak, J.	P4333
<b>Pruszczyk, P.</b>	<b>159</b>	Puymirat, E.	P939, P1510, 4827, P5940, P6134, P6569	Raal, F.J.	P1709
Pruszczyk, P.	398, 2121, P4127, P4703	Puzzovivo, A.	P1649	Raanani, E.	P3142
Pryds, K.	P1804, P3554	Pyda, M.	P956	Raatikainen, P.	1058, P4346
Przewlocka-Kosmala, M.	P773, P2678, 4037	Pyeritz, R.	2284	Raaz, U.	2258
Przewlocki, T.	P598, P603, P1473, P1523, P2814, P3737, P4530, P5587, P5606, P6550	Pyka, L.	P477, 1012, P3353, P3505, P4603, P6194, P6358	Raaz-Schrauder, D.	P2850
Przybylek, B.	P3762	Pykari, J.	P5573	Rabago, R.	P2468
Przybylska-Siedlecka, K.	2379, P6580	Pykhtina, V.	P2174	Rabani, V.	P1844, P5590, 6006
Przystup, A.	P2735	Pykhtina, V.S.	P4639	Rabe, K.F.	P6118
Psaltopoulou, T.	2056	Pylarinou, V.	P780, P2150, P2502, P4390, P4614, 5990	<b>Raber, L.</b>	<b>317</b>
Pсарros, C.	2254	Pyo, R.	P4135	Raber, L.	312, P524, P732, P819, 5955
Pshepiy, A.	P3695	Pyszko, J.	P1427	Rabi, Y.	P4101
Pskit, A.	P5168	Pytkowski, M.	P791	Rached, F.H.	P2743
Ptasinskas, T.	P3315	Pyttel, L.	P4545	Rackauskas, G.	P1846
Ptaszynska-Kopczyńska, K.	P3707, P4567	Pyun, W.B.	P684, P1588, P6364	Radchenko, G.	P558
Ptaszynski, M.	P4981	Pyxaras, S.	P5257	Radegran, G.	P6480
Pu, D.	P476	Qaderdan, K.	P5598	Rademaker, M.	P5400
Pu, M.	P476, P3684	Qaniitha, A.	P4634	Rademaker, M.T.	P5406
Pucci, A.	P2193, P5421	Qawoq, H.	P3475	<b>Rademakers, F.E.</b>	<b>312, 360</b>
Puceat, M.	P4511	Qayyum, A.A.	P5069	Rademakers, F.E.	4158
Puchner, S.	5137	Qi, Y.J.	P2784	Radenkovic, D.	P5439
Puchulu, M.B.	P1622	Qian, J.	P2205, P5284	Radenovics, S.	P6344
Puckhaber, D.	P3477	Qian, J.Y.	P958	Rader, D.J.	P713, P1169
Pudasaini, B.	P2793	Qian, M.	P2369	Radermecker, M.	2943, 2944
Puddighinu, G.	P2618	Qian, M.G.	P2655	Radico, F.	P3450, P3457, P6517
Puddu, G.M.	P2507	Qiao, S.B.	1345	Radini, D.	P5460
Pudlo, R.	P6285	Qiu, J.	P4518	Radke, R.	P851, P3693
Puelacher, C.	1066, 1068, P1196, P1679, P2201, P2867, P2876, P4078, P4783	Qu, C.X.	P3140	Radojic, Z.	P4323, P5610
Puentes Chiachio, M.	P2464	Quader, N.	P1741	Radosinska, J.	P2173
<b>Puererfellner, H.</b>	<b>367</b>	Quadi, G.	P2159, P4133	Radovanovic, D.	P942, P2200, 4896, 6602
Puerto, A.	P1406, P5548	Quagliotto, E.	P2696	Radovanovic, M.	P3384, P3749, P6420
Pueschner, A.	P6119	Quan, A.	P3141, 4277	Radovanovic, N.	P3384, P3749, P6420
Puglia, M.	P205	<b>Quan, F.</b>	<b>258</b>	Radovits, T.	P236, P727, P2637, P4369
Pugliatti, P.	P4364	Quaresma, J.	P5311	Radu, M.	3202
		Quarti, L.	P2398	Radunski, U.K.	1346
		Quarti Trevano, F.	P6405	Radwan, H.	P6494
		Quattrini, F.M.	3173	Raeber, L.	P505, P828, P1748, P4675, 6598
		Quattrocchi, G.	5873, P5885	Raemmler, C.	P5330
		Quek, R.G.W.	P4991	Rafecas, A.	P5281
				Rafecas Ventosa, A.	P4774

## Chairpersons & Judges / Speakers & Discussants / Authors Raf – Reh

NAME	PAGE(S) / PROGRAMME NR(S)	NAME	PAGE(S) / PROGRAMME NR(S)	NAME	PAGE(S) / PROGRAMME NR(S)
Raffa, S.	P4492, P5362	Ramlow, W.	5777	Raviv Abeles, N.	P3125
Raffaelli, E.	P3530	Rammos, S.	P4650	Ravkilde, J.	4232
Raffoul, R.	P6466	Ramos, A.	P4993, P4999	Rawshani, A.	44
Rafiq, I.	P3742	Ramos, A.I.O.	P1747	Ray, J.	P1777
Raghuraman, R.P.	P1455	Ramos, D.	P4663, P6150	Ray, J.C.	P2787
Raglianti, V.	P3596, P4571	Ramos, J.D.A.	P6209	<b>Ray, K.K.</b>	<b>44, 128, 378</b>
Ragni, L.	P4725	Ramos, M.	P744	Ray, K.K.	182, 446, 450, 1082, P1170, 1895, 1898, 2924, 2925, 3151, P3650, 4909, 5711, 5950
Rago, A.	P5907	Ramos, P.	P1527, P1558, P5368	Raya, A.	P2621
Ragot, S.	P3641	Ramos, R.	P532, P645, P2434, 3819	Raya, M.	P4717
Ragusa, R.	P1505, P4721, P5464	Ramparsad, N.T.	P4590	Raymaekers, Z.	P6172
Raharjo, S.	P1528	Rampazzo, A.	P882	Razavi, R.	P550
Rahel, M.	P912	Ramunas, C.	2258	Re, A.	P6180, P6405
Rahhab, Z.	P1736	Ramunddal, T.	311, P1825	Read, P.A.	P1808, P1810
Rahimi, K.	1127, P3320, P3416, P3670, P5932	Ramzy, I.S.	P3371	Real, M.	P2779
Rahimtoola, S.	P5932	Rana, B.S.	P2454	Reant, P.	1138, P1187
Rai, H.	P4553	Rana, J.	P1715	Reardon, G.	P1656
Raichlen, J.S.	P1713, P5582	Range, F.T.	P5886	Rebellato, L.	P5369
Raijmakers, P.	P6520	Ranucci, M.	3222	Rebo, R.	P2594
Raijmakers, P.G.H.M.	4242	Ranwa, B.	P6189	Rebocho, M.J.	P6371
Raimondi, A.	5984	Rao, C.M.	P935, P1807	Reboldi, M.G.	P506
Raimondi, M.	P643, 5744	Rao, P.	1352	Rebuzzi, A.G.	4294
Raineri, C.	P868, P873, 2378, P2414, P2772, P5390, P5558	Rao, S.	P1154, P1827, P1838, P5608, P5609	Recchia, F.A.	P6340
Rainho, C.	P6182	Rapacciolo, A.	1347, 2383, P3599	Rechcinski, T.	P2856, P5485
Raisakis, K.	P3429	Rapala, A.	P1475, P5502	Recio Mayoral, A.	P2874, P6539
Raisanen-Sokolowski, A.	5863	Raparelli, V.	P1538, P4330, P4342, P4550, 6603	Reckman, Y.J.K.	1132
Rahtakari, O.T.	3946, P5503	<b>Rapezzi, C.</b>	<b>370</b>	Recupero, A.	P4364
Raja, S.G.	P1155, P2500, 5149	Rapezzi, C.	P622, P1186, P2397, P2796, P3510, P5428, 5976	Reczuch, K.	P4321, P5253, P5399, P6102
Rajakaruna, C.	P3335, P6115	Raphael, C.E.	P5442	Reda, A.A.	23
Rajan, R.	P3627	Raphaelli, A.	P5387	Redaelli, A.	P548
Rajan, S.	P1193	Raposeiras Roubin, S.	P1660, P2858, P3780, P5943	Redaelli, R.	P2701
Rajan, S.R.	P4754	Raposeiras-Roubin, S.	P2859, P3758, P4133, P5597	Reddel, C.J.	P5006
Rajani, R.	P1756	Rapti, A.	P888	Redden, H.	P3485
Rajappan, K.	1891	Rasawieh, M.	P3623	Redden, L.	P3485
Rajaratnam, R.	P201	Rashid, H.	P567	Reddy, V.	P696, 1057, 2306, 3187, P5314
Rajendran, S.	P4967	Rashid, T.M.	P2692	Reddy, V.Y.	2307, P2403, P2648, 5090, P5302
Rajewska-Tabor, J.	P956	Raskob, G.	1877	Redfearn, D.	P1559
Rajhani, F.	P5506	<b>Rasmusen, H.K.</b>	<b>259, 385</b>	Redfern, J.K.	6600
Rajic, D.	P3384, P3749, P6420	Rasmussen, J.	5992	Redfield, M.M.	P1726, 2262, P3403
Rajzer, M.	P5188, P6220	Rasmussen, L.	P6404	Redfors, B.	P5167
Rakar, S.	P4765	Rasmussen, L.H.	1128, P4621	Redheuil, A.	P831, P5888
Rakhit, D.	P2448	Rasmussen, S.	1129	<b>Redon, J.</b>	<b>29</b>
Rakhit, R.	P6544, P6545	Raso, A.	5	Redon, J.	1051, 4820
Rakocevic, I.	P782, P3367	Rasoul, D.	P2670	Redondo Dieguez, A.	P4134, P6211, P6270
Rakowski, T.	P6242, P6553	Rassaf, T.	P2451, P2641, 3246, P4560	Redondo Dieguez, A.B.	P5298
Rallidis, L.	P820	Rastam, L.	P4113	Redondo-Dieguez, A.	P2588, P2592
Ramadan, A.	P3141	Rat, N.	P6424	Redwan, B.	P3132
Ramadurai, S.	P3718, P3719	Rat-Wirtzler, J.	6598	Redwood, S.	P514, P1812, 3077, P4419
Ramaekers, B.	P2688	Ratcliffe, J.	P606	Redwood, S.R.	P1811
Ramage, A.G.	P4325, P5245, P5407	Ratcliffe, L.E.K.	P206	Ree, A.H.	P4587
Ramagopalan, S.	P2562, P2582, P2599	Ratcovich, H.	P5197	Rees, P.	4942
Ramakrishna, K.	P1509	Rath, D.	1874	Reese, S.	6005
Ramalli, A.	P4429	Rathod, K.S.	5150, P5647	Reese, T.R.	4071
Raman, K.	P485, P1540	Ratkovic, N.	P3716	Reeva, S.	P3695
Ramanathan, T.	P2486, P5898, 6081	Ratnayaka, K.	P5214	Refice, S.	P2484, P5900, P6383
Ramani, F.	P3732	Rattanawong, P.	5760	Refoyo, E.	P5580
Ramanujam, D.	P1620	Ratte, A.	P3563, P4316	Refoyo Salicio, E.	P6153
Rambaud, G.	P4415, P4423	Rauch, A.	P848, P5902	Refsgaard, L.	1129
Ramberger, E.	P4535	Rauch, B.	P726, P3345	Rega, F.	P6120
Rametta, F.	2381	Rauch, U.	P718, P4538	Regaieg, H.	P2387, 5144
Ramires, F.J.A.	P2195	Rauhe, W.	P5365, P5377	Regazzoli, D.	P1488, P5261
Ramires, J.A.F.	P723, P5602, P6361	Raut, M.	P3813	Regeer, M.V.	P1429, P2765
Ramirez, J.	P1527	Rautava, P.	P5573	Reges, O.	P1387, P4101
Ramirez, J.D.	P647	Rauwolf, T.	P5294	Regesta, T.	6608
Ramirez Hernandez, J.A.	4214	Ravandi, A.	P3326	Regev, E.	6044
Ramirez Rodriguez, A.	P5451	Ravaro, S.	P1442, P6180, P6405	<b>Regitz-Zagrosek, V.</b>	<b>37, 313</b>
Ramirez Rodriguez, A.M.	P6281	Ravassa, S.	P1177, P4569	Regitz-Zagrosek, V.	1046, 3991, P6490
Ramirez Rodriguez, R.	P5451, P6281	Raveendran, G.	P5004	Regoli, F.	P697
Ramirez-Fuentes, S.	P3396			Rehal, O.	2384, P5331
Ramkumar, S.	P567				

## Chairpersons & Judges / Speakers & Discussants / Authors Reh – Rig

NAME	PAGE(S) / PROGRAMME NR(S)	NAME	PAGE(S) / PROGRAMME NR(S)	NAME	PAGE(S) / PROGRAMME NR(S)
Rehwald, W.		P6119	Reppas, E.		P492
Reiber, J.H.C.		5138	Requena, G.		P253
Reibis, R.		P3623	Rerup, S.N.A.A.		P822
Reichardt, B.		P6448	Resciniti, E.		P5428
Reichek, N.		P1419	Resl, M.		P5918
Reichenspurner, H.	117, 119, 121, P500,		Resor, C.		5951
	P3560, P3700, P4678		Restaino, G.	P1666, P4979	
Reichlin, T.	1067, 1068, P1196, P1679,		Resurreccion Mena, D.M.		P5469
	P2201, P2663, P2864, P2867, P2876,		Rettegno, S.		P2159
	P3328, P4779, P4783, P4792, P6292,		Retwinski, A.		177
	P6304		Reuter, H.		3996
Reid, A.		P4706	Revera, M.		P1786
Reid, C.M.		P3614, P6416	Reverberi, C.		P648, P3468
Reifart, N.		P4445, P6215, P6216	Revilla, A.		P1406, P5548
Reiffel, J.A.		P3479, P3482	Rexhaj, E.		P625, P2156
Reijrink, M.		P4540	Rey, M.		P2468
Reilly, P.A.		P2190	Reybrouck, T.		384
Reimann, A.		P839	<b>Reyes, E.</b>		<b>328</b>
Reimann, M.		P3404	Reyes, G.		P6459
Reimers, B.		P256, P4092	Reyes, T.		6043
Rein, P.		P815, P4612	Reyes B Siswanto, E.B.		P3649
Reina, M.		P5469	Reyes Valero, T.		2128
Reina-Toral, A.		P1842	Reyes-Soffer, G.		5674
Reindl, M.		P4299	Reynbakh, O.	P3480, P5277	
Reinecke, H.		P851, P3693	Reynolds, A.		P1721
Reiner, M.F.		P711, P6324	Reynolds, G.T.		P1801
Reiner, Z.		P1711, P1712	Reynolds, H.		6024
Reinhard, H.		P3643	Reynolds, J.		P6356
Reinhardt, C.		6005	Reynolds, M.R.		P4990
Reinhold, J.		P1808	Rezacova, M.		P4768
Reinke, F.		P3496	Rha, S.-W.	P1854, P2817, P6548	
Reinoeh, J.		P4398	Rha, S.U.		P6240
Reinstadler, S.J.		P4299	Rha, S.W.	P907, P917, P924, P1184, P1463,	
Reis, A.P.M.		P5507		P1579, P1680, P2155, P2518, P2827,	
Reis, L.		P4707, P4718, P5569		3304, P3407, P3426, P3448, 4076, P5265,	
Reisner, Y.		P4416		P5631, P5637, P5651, P6207, 6606	
Reiss, N.		3988	Rhee, K.J.		P2517
Reiss, S.		P4398	Rhee, K.S.		P2842, P2857
Reissell, E.		P1826, P4655	Rhee, M.-Y.		P2392
Reiter, I.		P1816	Rhee, T.M.		P3432
Reith, S.		3083, P4405	Rheude, T.		P575, P3683, P5263, P6457
Reitsma, J.B.		P2869, P2872, P2873	Riahi, S.	1121, 2306, 2307, 3824, P5475,	
Rekhraj, S.		P2454		P6346	
Relewicz, J.		P2678	Rial, V.		P5470, P5580
Remane, L.		P2629	Rial Baston, V.		P4764, P6153
Rembek, M.		P3650	Riant, E.		4827, P6569
Remme, C.A.		3005	Ribas, M.R.		P2729
Remme, E.W.	P750, P754, P755, P769,		Ribatti, V.		P6277
	4261, P6278		Ribe, M.		P1779
Remoli, R.		P6298	<b>Ribeiras, R.</b>		<b>19, 27</b>
Remuzzi, G.		P3546	Ribeiras, R.		P854
Remy-Jouet, I.		P495	Ribeiro, A.		P737
Ren, B.		P1145	Ribeiro, A.L.		P1452
Ren, W.		P6390	Ribeiro, A.L.P.		P2195
Ren, X.		1309	Ribeiro, H.		P3444
Ren, Y.		P6390	Ribeiro, J.		P577, P2694, P5306, P5307,
Renard, P.		P1794			P6290
Renault, M.P.		1886	Ribeiro, L.B.		P1452
Renault, N.		1886	Ribeiro, N.		P3373, 4933
Renda, G.		P2548, P2596, P4103	Ribeiro, V.G.		P5279
Rende, X.U.		P4430	Ribes, F.		P6573
Rengo, G.		P1599, P3599	Ribes Tur, F.		P4593
Renlund, H.		P6231	Ribic, C.		P3810
Renne, S.		P4979, P6136	Ribichini, F.		P571, P4411, P5267
Renne, T.		P4790	Ricapito, M.		P3516
Rensing, B.J.		P4795	Ricard, C.		P5429
Rensing, B.J.W.M.		P572	Riccardi, A.		P3592
Repetto, A.		P211, P2818, P3441, P3799,	Ricchi, P.		P6136
		P4625, P5614, 5744	Ricci, B.		P913, P966, 6607
Reposini, A.		P582, P842	Ricci, F.		P3525, P4103, P5905
			Ricci, G.		P4630
					P2565
					P4380, P6130
					P6300
					<b>147, 368</b>
					P6277
					2383
					P5437
					<b>197</b>
					297, 299
					1138, P1780, P6569
					P720
					P495, P720, P3584, P5441
					P3649
					P2712, P3633, P5202, P6468
					P201
					P2622
					1985, P4114
					P5254
					P3687, 4944, 4945
					P1801
					P3120
					1366, 1367, P4583
					P233
					P2171, P4780
					P6101
					<b>33</b>
					6597
					P3534
					P4513, P4516
					P4496, P5374
					68
					P942, P2200, 6602
					P4781
					P1845, P2596
					P5254
					P894
					5803
					P1173
					P2788
					5870
					P2542, P2544, P2562, P2582,
					P2599
					171
					448, 3866, 4908
					P3085
					P2706
					P2823, P5657
					P6418
					P3336
					P6397
					P5313
					P1408
					2101, P3810
					P5539
					P4128
					P2885
					P5469
					3247
					P238, P882
					P719, P826, P1468, P1482,
					P4305, P4389, P4646
					P4966, 5155
					P3326
					3301
					P1666, P6141
					P5438
					348, 350, P3362, 6048
					P5912
					P530
					<b>313</b>

# Chairpersons & Judges / Speakers & Discussants / Authors Rig – Roj

NAME	PAGE(S) / PROGRAMME NR(S)	NAME	PAGE(S) / PROGRAMME NR(S)	NAME	PAGE(S) / PROGRAMME NR(S)	
Rigopoulos, A.G.		P878	Riziq Yousef Abumualeq, R.	P2592	Rodrigues, V.	P5479
Rigopoulos, D.	P1418, P2849		Riziq-Yousef Abumualeq, R.	P2550, P2588, P2593	Rodrigues Neto, M.	P923, P2560, P3759, P4735
Rigueira, J.	P4515			P2169	Rodriguez, A.	P1162
Rihova, D.	5090		Riziq-Yousef Abumualeq, R.	P2169	<b>Rodriguez, B.</b>	<b>203</b>
Rihter, M.	P2709		Rizvi, A.	P1728, P4118	Rodriguez, B.	2140, 2247, P4999
Rijnierse, M.	P6520		Rizzacasa, B.	P3470	Rodriguez, J.	P3519
Rijnierse, M.T.	5869		Rizzo, C.	P1632, P1642, P1649, P2146, P2643, P6375	Rodriguez, J.F.	P3689
Riley, J.	371, 3150			P1704	Rodriguez, L.	6079
Riley, R.	3301		Rizzo, M.	P198	Rodriguez, L.L.	P5933
Rim, S.J.	P5192		Rizzo, M.M.		Rodriguez, M.	P2672, P6377
Rim, T.H.	P6447		<b>Rizzo, S.</b>	<b>97</b>	Rodriguez Angulo, H.O.	P647
Rimbias, R.C.	P4371		Rizzo, S.	P4531, P5398	Rodriguez Bailon, I.	P4993
Rimoldi, O.	5873		Rizzoni, D.	2052	Rodriguez Chaverri, A.	2269
Rimoldi, O.E.	P4432		Rnsca, R.	P915, P933, P2877, P4750, 4897, P5607, 6599	Rodriguez Cubero, A.	P1550
Rimoldi, S.	5759		Roa Garrido, J.	P3694	Rodriguez Garcia, M.A.	P3133
Rimoldi, S.F.	P625, P2156		Robbins, C.S.	P2408	Rodriguez Manero, M.	P2169, P6270
Rinaldi, A.	P871, P1775, P2782, P6485		Roberto Parga Filho, J.	P2799	Rodriguez Munoz, D.	P2166, P2167, P3760, 4823, 4824, P6539
Rinaldi, C.A.	P550		Roberts, J.	P3485	Rodriguez Padial, L.	100, 96, 98, P5283
Rinaldi, M.	P1514, P5558, 6608, 6609		Roberts, T.J.	P3651	Rodriguez Reguero, J.J.	5754
Rincon Diaz, L.M.	P510, P2545, P2874, P6539		Robertsson, L.	311, P1825, P3412	Rodriguez Santamarta, M.	P3313
			Robertus, J.L.	P644, 5977	Rodriguez-Arabaolaza, I.	P2622, P6114, P6128
Ring, L.	P2631		Robin, F.	P4600	Rodriguez-Bailon, I.	P581, P1669
Ringe, J.	P2623		Robinson, J.	P1705, 2925, 3151	Rodriguez-Lopez, M.	P2730, P2734, P4349
Ringgaard, S.	P3137		Robinson, J.G.	273, P5927	Rodriguez-Manero, M.	P682, P2550, P2588, P2592, P2593, P3763, P6288
Ringh, M.	1062		Robinson, P.N.	P3573	Rodriguez-Munoz, D.	P5367
Ringquist, S.	P1164		Robles, J.	P3562	Rodriguez-Olivares, R.	P1736
Ringwald, G.	P4445		Roca Luque, I.	P3694	Rodriguez-Palomares, J.F.	P2441, P2807, P3728, P5889
Rinnstrom, D.	P1796, P1797			P667, P3519	Rodriguez-Penas, D.	P1596
Rio, P.	142, P532, P1486, P2434, 4028, P5479, 5740, P6265		<b>Rocca, B.</b>	<b>126, 367</b>	Rodriguez-Sinovas, A.	P4507
			Rocca, B.	344	Roe, M.T.	P2427
Rios-Navarro, C.	P5394, P6116		Rocchetto, E.	P5208	Roehl, F.W.	P6104
Rioufol, G.	P4448, 5037, 5038		Rocco, E.	P5203	Roehnisch, J.-U.	P4137
Ripley, D.P.	P3602		Rocco, V.	P4433, P5288	Roerth, R.	P1673
Ripoll Vera, T.	P4717		Roch, A.	P4600	Roesch, S.	P6139, P6337
Ripp, T.	P608		Rocha, A.	P3129, P5478	Roest, S.	P6144
Risch, L.	P816, P3091		Rocha, J.P.	P795	Roether, J.	1042
Risch, M.	P816, P3091		Rocha, T.B.	P5504	Roever, C.	P1590
Riserus, U.	P6229, P6233		Rocha Goncalves, F.	P1788, P6147, P6148	<b>Roffi, M.</b>	<b>212</b>
Risom, S.S.	P2707		Rocha Lopes, L.	188, P900	Roffi, M.	312, P524, 2043, P2200, 3219, 6602, 6626
Risom, S.S.R.	P2698		Rochette, L.	3247	Rogatko, A.	P959, P967
Ristic, A.	P2752, P6241		Rochitte, C.	5138	Roger, V.L.	273, P5927
<b>Ristic, A.D.</b>	<b>157</b>		Rocoon De Lima, C.	P2799	Rogers, J.	4072
Ristic, A.D.	2326, 4046, 4895, P5282		Roda, J.	P510	Rogers, T.	P2761, P5214
Ritsatos, K.	P4713		Rodeheffer, R.J.	P1726, 2262, P3403	Rogge, C.	P732
Ritschel, V.	P3143		Rodevand, O.	5961	Roggen, M.	6091
Ritsinger, V.	P2428		Rodger, M.	P1431, 5721	Roghi, A.	5873, P5885
Ritt, M.J.P.F.	P6193		Rodgers, A.	P3320	Roginski Mendes Dos Santos, A.	P584
Ritter, P.	2234, 5809		Rodgers, C.T.	1891	Rognoni, A.	P3459, P6563
Ritz, E.	P5397		Rodgers, S.	P1793	Roguelov, C.	P6429
Riva, L.	P3631		Roditi, G.	4068	Roh, J.H.	P1448, P1653
Rivadeneira, F.	P4626		Rodondi, N.	P505, P819, P828	Rohla, M.	P2545
Rivard, L.	P1557, P6299		Rodrigo, J.L.	P509, P1447, P2460, P4377	Rohm, I.	P2444, P6331
Rivas, C.	P2672, P6377		Rodrigo, R.	P3587	Rohner, U.	P2585
Rivas, J.	P3519		Rodrigues, A.	P2157, P2694, P5306, P5307	Rohrbach, S.	P4107, P6317
Rivas, M.B.	2142		Rodrigues, A.M.S.	P3606	Roig Minguell, E.	P775, P6417
Rivas Gandara, N.	P667		Rodrigues, B.	P1697	Rojers, J.P.	310
Riveline, J.P.	P3646		Rodrigues, C.G.	P217	<b>Roithinger, F.X.</b>	<b>383</b>
Rivellino, A.	P2843		Rodrigues, F.	P4732	Roithinger, F.X.	P1849
Rivera, A.	P2413, 5761		Rodrigues, G.	P1872, P6371	Rojas, A.A.	P1526, P1759
Rivera, J.	P610		Rodrigues, I.	P861, P2744, 4028, P6581	Rojas, M.M.	P198
Rivera, M.	P1596, P1611, P3600, P4564		Rodrigues, I.R.	P479, P5479	Rojas, P.	P6177
Rivera, S.	P3516		Rodrigues, J.	P2674, P3129, P6419	Rojas, S.V.	3988
Rivera-Caravaca, J.M.	P4659, 5878, P6442		Rodrigues, J.C.	1078	Rojas Sanchez, L.Z.	2136
Rivera-Lopez, R.	P6303		Rodrigues, J.C.L.	P206	Rojek, A.	P773, P2678, 4037
Rivero, F.	P2521, 4946, P5639		Rodrigues, J.D.	P5478		
Rivetti, L.	P2463		Rodrigues, M.	P802, P1614, 3269, P4123, P5928		
Riviera, M.	2055		Rodrigues, P.	P639		
Rivolo, S.	P550, P4419		Rodrigues, R.	P675, P802, P1183, P1614, 3269, P4123, P5928, P6305		
Rixe, J.R.	P4680					
Rizas, K.	P5227					
Rizas, K.D.	P658, 1055, 2134					

## Chairpersons & Judges / Speakers & Discussants / Authors Roj – Ruc

NAME	PAGE(S) / PROGRAMME NR(S)	NAME	PAGE(S) / PROGRAMME NR(S)	NAME	PAGE(S) / PROGRAMME NR(S)
Rojek, M.	P5188	<b>Rosano, G.M.C.</b>	<b>37, 82, 197</b>	Rott, D.	P2693, P3346
Rojko, M.	P2452	Rosano, G.M.C.	45, 149, 329, 3150, 4036,	Rottoli, M.R.	P3488
Rojo, P.	P2653		4074	Rottsædt, R.H.	P1164
Rajo Prieto, N.	2267, P3313	Rosati, F.	P5346	Rouabhia, D.	P886
Rokkas, K.	P4088, 5985	Rosca, M.	4055, P4668	Rouault, G.	1364, P3745
Rokyta, R.	P6203	Roscitano, A.	P2484, P5900	Roubille, F.	P939, P1195, P4448, 5139
Roldan, F.J.	P3702	Rosell-Ferrer, J.	P1822	Rouchon, B.	P6474
Roldan, I.	P4654, P5005, P6436	Roselli, E.E.	P5933	<b>Roudaut, R.</b>	<b>25</b>
Roldan, V.	P6436	Rosello-Lleti, E.	P1596, P1611, P3600,	Roufas, K.	P3776
Roldan Schilling, V.	P6334		P4564	Rouleau, J.	5126
Roldan-Schilling, V.	5878, P6442	Rosenbaum, D.	P831	Rouleau, J.L.	P229, P230, 1015, 1016,
Rolf, A.	P844	Rosenberg, M.	P753		P4590
Rolle, F.	P1444, P3748	Rosenberger, P.	P5539	Rouphael, C.R.	P783
Rolleston, A.	P4631	Rosencher, J.	P3099	Roura, G.	P4442, 6043
Rollini, F.	P5004, P5600	Rosendahl, U.	1115	Roura, S.	P2611, P2621, P5912, P5914
Romaguera, R.	P4442, 6043	Rosende, A.N.	P2579	Rousse, N.	P848, P5902
Roman, A.	P2781, P6482	Rosenfeld, L.	5828	Rousseau, E.	P5640
Roman, M.J.	3230	Rosengren, A.	44, P774, P810, P950, 1126,	Rousseau, H.	P4666
Romani, S.	P5493		P1573, P2501, P2662, P3104, 4038, P6575	Roussel, E.	5965
Romano, A.	P4630	<b>Rosenhek, R.</b>	<b>81</b>	Roussel, J.C.	P1518, P3528
Romano, D.	P565	Rosenhek, R.	157, 373, 6628	Roussel, R.	P3641, P4616, 5141
Romano, M.	P1807	<b>Rosenkranz, S.</b>	<b>248</b>	Roussos, D.	P2725
Romano, S.	388, 5155	Rosenkranz, S.	380, P706, P839, 3283,	Roussou, M.	P6243
Romanov, A.	P607, P2168, P3108, P3348,		3879, 4283, P4548, P4974, 5750	Rouzet, F.	P521, P2387, P2795, 5141, 5144
	P4454, P4489	Rosenmann, D.	P5926	Rovai, N.	P5907
Rome, J.J.	P4727	Rosenmeier, J.B.	P3643	Rowan, K.	1304
Romeih, S.	P2767	Rosenqvist, M.	P1692, P3492	Rowell, N.	P4653, P6391
Romeo, E.	P868, P3592, P5557, P6492	Rosenson, R.S.	P1705, P1716, P3634,	Rowland, A.	P1598
<b>Romeo, F.</b>	<b>16, 17</b>		P4987	Rowland, E.	2384, P5331
Romeo, F.	P583, P2596, P3470, 3961	Roser, M.R.	3920	Roy, A.	P570, P578, 4270, P4674, P5536
Romeo, F.J.	P3597	Rosero, S.Z.	P691	Roy, B.	P2419
Romero, A.	P891, P4714	Rosillo, S.	P4764	Roy, D.	P1557, P6299
Romero, A.M.	P4656, P6268	Rosillo, S.O.	P1185	Roy, R.	P6189
Romero, C.	P1802	Rosillo Rodriguez, S.O.	P6153	Roy, S.	P6225
Romero, M.	4939, P5259, P6210	Rosjo, H.	P636, P734, P801, P808, P1141,	Rozado, J.	P4654, P5005
Romero Daza, A.	P4592, P6250		P2185, P2186, P4512, P4587	Rozado Castano, J.	P6506
Romero Daza, A.M.	P1667	Roslawiecka, A.	P598, P599, P603, P1473,	Rozanski, A.	6060
Romero Moreno, M.	P4667		P1523	Rozentryt, P.	P2656, P2665, P3338, 4837
Romero Moreno, M.A.	P2464	Rosler, A.M.	P3691	Rozmiarek, S.Z.	P956
Romero Roche, L.	P3313	Rosmini, S.	P1691	Roznowska, A.	P2735
Romero-Aniorte, A.I.	P4462	Rospleszcz, S.	P2152	Rozza, F.	105
Romito, R.	P2146, P6375	<b>Ross, H.</b>	<b>23</b>	Ruan, Y.	P3484
Rommel, K.P.	P778, P3604	Ross, H.	P6170	Ruan, Y.F.	P5337
Roncalli, J.	P3445	Rossano, J.W.	P4727	Ruane, A.	P3620
Roncon, L.	P3575, P6260	Rossato, D.	P3629	Ruano, J.G.	P5548
Rondon, E.	P795	Rosseboe, A.B.	P5527	Rubagotti, G.	P4388
Rondon, M.U.P.B.	P5241	Rossello, X.	P232, P6567, P6568	Rubattu, S.	P1168
Ronsivalle, G.	P4683	Rosset, S.	5747	Rubboli, A.	P3453
Roohani, S.	P722, P5411	Rossetti, E.	P945	Rubenfire, M.	P4329, P4758, P5555
Roos, M.	P3494, P4484	Rossi, A.	1359, P1745, P2182, P2580,	Ruberg, F.L.	P879, P6152
Roos-Hesselink, J.	P4504, 5748		P4574, 5978	Rubies, C.	392, P705, 6059
Roos-Hesselink, J.W.	376, P620, P800,	Rossi, F.	P2843, P4712	Rubin, L.	6092
	P2809, 6086	Rossi, G.P.	5983	Rubini, M.	1068, P2876
Ropers, J.	P1794, 2284	Rossi, K.	P2603, P2604, P3816	<b>Rubini Gimenez, M.</b>	<b>255</b>
Roque, A.	P249	Rossi, L.	P6563	Rubini Gimenez, M.	1066, 1067, P2864,
Roque, D.	1358, 3070	Rossi, P.	P3783, P5892		P2867, P2882, 3198, P4792
Roque, M.	P5912	Rossi, R.	5038, P5493	Rubini-Gimenez, M.	P1196, P4783
Rordorf, R.	P491, 2378	Rossi, S.	P2398	Rubino, M.	P2830, P3102, P5596
Ros, A.	2371, P2672, P5446	Rossi Caruso, F.	P2704	Rubinshtein, R.	49
Ros, E.	P6441	Rossing, P.	P3643	Rubio, B.	P1774
Rosa, I.	P1144, P1750, P3339	Rossington, J.	P724	Rubio, J.	P6286
Rosa, J.	1288	Rossington, J.A.	P1833	Rubio, J.M.	P2691, P4656, 5091, P6268
Rosa, S.A.	5740, P6579	Rossini, R.	1011, 3306, P3488, P6135	Rubio Campal, J.M.	P6250
Rosa, V.E.E.	P6456	Rosso, R.	P2601, P3459, P6563	Rubio-Gracia, J.	P1424
Rosa Diez, G.J.	P3597	Rostrup, M.	P5250	Rubio-Rodriguez, D.	P2508
Rosa E Silva, J.	P2170	Rota, C.	P3546	Rubio-Terres, C.	P2508
Rosa Garrido, M.	P1602	Rotar, O.	P1730, P2714	Rubio-Valera, M.	P5469
Rosa-Salazar, V.	P4693	Roth, C.	1369, P2888	Rubis, P.	P4715, P5567, P6510
Rosamond, W.D.	P1647	Roth, G.A.	P1720	Rubrech, J.	P1678
Rosaneli, C.F.	P4619	Rothenbacher, D.	2092	Rucinskas, K.	P3463
		Rothman, K.	5814	Ruck, A.	P2762, P5538

## Chairpersons & Judges / Speakers & Discussants / Authors Rud – Sah

NAME	PAGE(S) / PROGRAMME NR(S)	NAME	PAGE(S) / PROGRAMME NR(S)	NAME	PAGE(S) / PROGRAMME NR(S)
Rudd, A.	6050	<b>Ruschitzka, F.</b>	<b>78, 90, 245, 369</b>	Sabate, M.	P2826, P3434, P4399, P5912
Rudenko, I.U.	P563	Ruschitzka, F.	P733, 1954, 3150, 3195, 3830, 4823, 5021, 6624	Sabate, X.	P3503, P3512
Rudholm Feldreich, T.	P6229, P6233	Rusovic, S.	P3709	<b>Sabate Tenas, M.</b>	<b>315</b>
Rudich, A.	P2719, P3640	<b>Russo, A.</b>	<b>156</b>	Sabater, M.	P669, P3733
Rudnicka-Sosin, L.	P4715, P5567	Russo, A.	2055, P3327, P5428	Sabater Molina, M.	P2808
Rudolph, J.P.	P5350	Russo, C.	P1506	Sabatine, M.	3175
Rudolph, T.	P6318	Russo, G.	P223, P1143, P1809, P3631, P6372	Sabatine, M.S.	3310, P5600
Rudolph, T.K.	P839	Russo, M.	P5460	Sabatini, A.	P6399
Rudolph, V.	P839, 1278, P1407, P2497, P2629, P6318	Russo, M.A.	P2618	Sabatino, J.	P4339, P4380
Rudski, L.G.	P1431	Russo, M.G.	P3592, P5557, P6492	Sabbag, A.	P3346, 6044
Rudyk, I.	P5419	Russo, M.S.	P6298	Sabbah, M.	P2536
Rudzinski, P.	P5168	Russo, V.	P5907	Saberniak, J.	P4362
Rudzinski, P.N.	P4396	Rutherford, M.	P6566	Sabet, A.	P5533
Rueck, A.	P849	Rutherford, M.J.	5742	Sabharwal, N.	P5237
Rueda, A.	P1447	Rutkovskaya, N.V.	P3698	Sabik, J.	P5933, 6079
Rueda, F.	P2884, P4774, P5659	Rutkowski, D.	P6583	Sabino, E.C.	P2195
Rueda Ochoa, O.L.	2136	Rutman, H.	1879, 5875	Sabirzyanova, E.R.	P3120
Rueda Sobella, F.	P3747	Rutten, F.	P5440	Sablík, Z.	P4775
Rueda Zambrano, F.A.	2136	Ruttmann-Ulmer, E.	38, 3150, P5458	Sablin, A.	1368
Rueda-Soriano, J.	P6488	Ruvolo, G.	P583	Sabovic, M.	P6411
Ruedebusch, J.	P3119	Ruwald, A.C.	3824	Sabri, A.	P6340
Ruedlinger, J.	P3435	Ruwald, M.	P5906	Sabroe, I.	P4537
Ruemmler, S.	1020	Ruygrok, P.	P753, P2424, P5898	Sabti, Z.	P1196, P2663, P2864, P2882, P4783
Ruetzler, K.	4833	Ruyra Baliarda, X.	P3747	Sacca, G.	P3585
Ruf, J.	P3774, P3783	Ruzic, A.	4179	Sacca, S.	P5170
Ruf, T.F.	P1753	Ruzsa, Z.	P613, P1835	Sacca', S.	P1488
Ruf, W.	P4549	Ruzyllo, W.	P4396, P5168	Sacconi, L.	P3517
Ruff, C.	5875	Ryabikov, A.	P6432	Sacher, F.	P632, P653, P685, 1053, P2401, P3469, P3502, 4892
Ruff, C.T.	1354, 1876, 1879, P4970	Ryamzina, I.	P5466	Sachs, R.G.	P4789
Ruffaldi, E.	P5204	Ryan, M.	P1812	Sachse, T.	P1493
Ruggiero, D.	P697	Ryan, N.	P961, P4984, P6206, P6218	Sack, S.	6613
Rugolotto, M.	33	Ryan, R.	1351	Sacre, J.	P3677
Ruhparwar, A.	P4316	Ryazankina, N.	P955	Sadayappan, S.	P4545
Ruidavets, J.B.	187, P1684, P4120	Rybak, A.	P6310	<b>Sade, L.E.</b>	<b>95, 127</b>
<b>Ruilope, L.M.</b>	<b>84</b>	Rybicki, F.J.	3820	Sade, L.E.	1071, 1073, 2082
Ruilope, L.M.	319, 3886, 5692, 5694, 5734	Rychik, J.	P4727	Sadeghi, I.	P6341
Ruisinger, J.	P717	<b>Ryden, L.</b>	<b>80, 189</b>	Sadeghi Pour, P.	P2615
Ruiter, J.H.	P3522	Ryden, L.	1926, 1927, P2428, 2896, 2900, P3642	Sadeghian, S.	P1617
Ruiter, M.	P5915	Ryden, L.R.	P1732	Sadjadieh, G.	P5197
Ruivo, C.	P922, 5815, P6425	Rykhilitsky, S.V.	P5163	Sadoul, N.	170, 1302, P3502, P5887
Ruiz, C.E.	P2766	Rylova, A.K.	P5481	Sadoun, M.	P4557
Ruiz, E.	P825	Rylova, N.V.	P5481	Sadowski, J.	P4428, P4704
Ruiz Cano, M.J.	P2778, P3744	Rynkiewicz, A.	P4704	Sadowski, M.	P5656, P6105
Ruiz Hernandez, P.M.	P5339	Ryo-Koriyama, K.	P3314	Saeed, D.	P1508
Ruiz Iturriaga, L.A.	5754	Rys, A.	P3090	Saeed, M.	2358
Ruiz Leria, S.	P863	Rysz, J.	P1698, P1704	Saeed, S.	P5524
Ruiz Leria, S.R.L.	P3368	Ryu, D.R.	P684	Saeki, M.	P204, P1140, P1417, P4385
Ruiz Nodar, J.M.	P946	Ryu, J.K.	P3589	Saely, C.H.	P815, P4612
Ruiz Ortiz, M.	1318, P2438, P2464	Ryu, K.H.	P4629	Saemann, M.	P6393
Ruiz Pizarro, V.	2141, P4781, P5491	Ryu, S.K.	P5192, P6207	Saemann, M.D.	3949
Ruiz-Canela, M.	P6441	Rywik, T.	P4599	Saenz, P.	P4988
Ruiz-Laiglesia, F.	P1424	Ryzhkova, D.	2135	Saez, C.	P1758, P2774
Ruiz-Meana, M.	P4507	Ryzhkova, N.	P2840, P5629	Safak, A.	P3714
Ruiz-Nodar, J.M.	P4659, P4663, P5278	Rzayeva, N.	P6118	Safak, E.	P851, P3693
Ruiz-Pizarro, V.	P6224	Rzeszutko, L.	P624	Sag, C.M.	P3123
Ruiz-Sauri, A.	P5394, P6116	Rzeszutko, M.	P5594, P6550	Sag, S.	P824
Rum, V.	P4780	Rzeznik, D.	P598, P603	Sagan, A.M.	P5391
Rumbinaite, E.	P3315	S Dahl, J.	P4954	Sagastagoitia-Fornie, M.	386, 1085, P2870, P3659, P6451, P6453
Rumoroso, J.R.	4946	S Lindholdt, J.	P4954	Sagawa, Y.	P834, P1471, P2534, P2683, P4403, P4407, P5347
Rumsfeld, J.	1006	Sa, C.	P675, P1183, P6305	Sager, H.	4864
Runco Therrien, J.E.	P3590	Sa, F.	P922, 5815	Saglam, I.	P5165
Ruperto, N.	P2198	Sa, Y.K.	P3523, P6342	Saglietto, A.	P3085
Rupinski, R.	P4740	Saad, F.	P6433	Sagrister Saulea, J.	281
Ruppert, M.	P236, P727, P2637, P4369	Saar, A.	P5930	Saguner, A.M.	P631, P1190
Ruppert, V.	P4583	Saavedra, N.	P3435	Sahan, H.F.	P3753
Rupprecht, H.	P5634	Saavedra Falero, J.	P3671	Sahabkar, A.	P1698, P1704, P2718, P3650
Rupprecht, H.J.	P920	Sabashnikov, A.	P2411	Sahin, A.	P4487
Rupprecht, L.S.	P3123				
Rurail, E.	P4503				
Rus, R.M.	P3451				



## Chairpersons & Judges / Speakers & Discussants / Authors Sah – San

NAME	PAGE(S) / PROGRAMME NR(S)	NAME	PAGE(S) / PROGRAMME NR(S)	NAME	PAGE(S) / PROGRAMME NR(S)
Sahin, O.F.		P670 Sakaue, H.	P957	Salomaa, V.	278, P503, P504, P1581, P2191,
Sahin, S.		P975 Sakellarios, A.	2988		2368, 3946, P5503, P5509, P6234
Sahin, T.		P5892 Sakhi, R.	P1736	Salomone, M.	P5532
Sahiner, L.		P3427 Sakic, A.	P4531	Saltijeral, A.	181, P825, P1447
Sahito, A.S.		P5187 Sakoda, K.	3080	Saltijeral Cerezo, A.	P4988
Sahle, B.		P6416 Sakr, G.	P3365	Salvador Ramos, L.	P2874, P6539
Sahlen, A.		P2879 Sakrana, A.	P6516	Salvatore, F.	P1785
Saia, F.	P5428, P5526, 6608	Saku, K.	P921, P1165, P2644, 2972, P3138,	Salvatori, C.	P1666, P6141
Saibon, I.M.			5152, P6484	Salvatori, L.	1014
Said, K.		Sakura, H.	P5233	Salvetti, M.	103, 2055, P4388
Said, S.		Sakurada, H.	P1484	Salvi, N.	P526
Saidane, M.		Sakurada, H.S.	P2667, P4709, P6163	Salvi, P.	P1800
Saino, A.		Sakuragi, S.	P3101	Salvioni, E.	P241
Sainsbury, P.A.		Sakurai, A.	P641, P3486	Salzano, A.	P6367
Saint Etienne, C.		Sakurai, D.	P196, P197, P2149	Salzberg, S.P.	P4487
Sairaku, A.	P2183, P5322	Sakurai, R.	P1153	Salzwedel, A.	P2703, P2706, P3345, P3623
Saito, A.	P489, P4536	Sakurai, S.	P1871	Samaan, A.	P2767
Saito, C.		Sala, C.	P1442, P6180, P6405	Samaha, E.	P5308
Saito, D.		Sala, J.	1358, P2441, 3070	Samani, N.	1265
Saito, K.		Sala, S.	P902, P3509, P3731	Samardzic, J.	P2657, 4176
Saito, M.	P537, P856, P864, P1664, P4679,	Salacata, A.	P6173	Samarin, S.	P4763
	P4726, P5201	Saladini, F.	2293	Sambola Ayala, A.	P5281
Saito, N.	P3490, P4097	Salakhutdinov, N.	P4454	Samborska-Sablik, A.	P4775
Saito, R.		Salama, S.A.	3183	Samentzas, A.	P3635
Saito, S.		Salamanca-Bautista, P.	P5515	Samesima, N.	P1569
Saito, T.	P1451, P5476	Salar Alcaraz, M.	P1782	Samorukova, E.	P6185
Saito, Y.	P666, P1381, P1820, P2203, P2538,	Salas-Salvado, J.	P6441	Sampaio, F.	P577, 1893, P5307
	P4406, 5882	Salaun, E.	5092	Sampaio, R.O.	P6456
Saitoh, A.		Salazar, L.	P3435	Sampani, E.	P4372
Saitoh, H.		Salchow, K.	P3573	Sampaolo, S.	P1785
Saitoh, S.	P827, P1769	Saldanha Santos, B.	P3769	Samperiz-Legarre, P.	P1424
Saitoh, T.	P4079, P6256	Saleh, M.	P1737	Sampson, M.	3296
Saitoh, Y.	1054, P2715	Saleh, N.	P5538	Samsel, E.	P1420, P6096
Saitou, M.		Salem, J.E.	P3359, P6339, P6477	Samuel, D.	P2795
Sajadieh, A.	P760, P2510, P5379	Salem, M.A.S.	P1578	<b>Samuel, J.L.</b>	<b>313</b>
Saka, Y.		Salemi, V.M.	P877, P1819, P2805	Samuel, J.L.S.	P4557
Sakabe, S.		Salemi, V.M.C.	P2799	Samura, T.	P2646
Sakadakis, L.		Salengro, E.	P3099	San Jose, G.	P1177, P4569
Sakagami, S.	P804, P911, P6536	Salerno, A.	P3417	San Roman, A.	P3701
Sakaguchi, N.		Salerno, B.	P1444, P3748	San Roman, J.A.	P860, P1406, P1758,
Sakaguchi, T.	P5160, P6378	Salerno, S.	P1786		P2766, P2774, P4684, P5548
Sakai, A.		Salerno-Uriarte, D.	P2887	San-Roman, J.A.	P6465
Sakai, J.		Salerno-Uriarte, J.	P4965	Sanak, D.	P651, P4772, P4776
Sakai, K.S.		Sales, M.C.	P3691	Sanak, M.	P5594, P6550
Sakai, R.		Salgado, A.	P2847	Sanbe, A.	P2645
Sakai, S.	P715, P2790, P3133, P3761,	Salgado, J.	P3145	Sanches, I.C.	P4642
	P3777, P3814, P5234, P5552, P6521	Salgado, R.	P764	Sanchez, A.	P891
Sakai, T.	P3785, 4063, P5190, P5418	Salgado Fernandez, J.	P3440	Sanchez, F.A.	P943
Sakai, Y.	P5482, P6275, P6430	Salgado-Aranda, R.	P887	Sanchez, I.	P4448
Sakaibara, T.		Salgado-Somoza, A.	2366, 5127	Sanchez, J.	P2404, 3294, 3300, 3301,
Sakakibara, M.		Saliba, W.	P216, P1491, P4496, P5372,		P4463, P4486, P5327, P5335, P5343,
Sakakibara, T.	P486, P612, P2431, P2519,		P5373, P5374		P5354
	P6256	Salido Tahoces, L.	P576, P3760	Sanchez, J.E.	P5328
Sakalskaya, E.A.		Saihu, A.	P6429	Sanchez, J.F.	181, P4988
Sakamoto, A.		Salim, H.M.	P4105	Sanchez, J.J.	P6210
Sakamoto, H.		Salinaro, F.	P2796, P4957, 5984	<b>Sanchez, O.</b>	<b>265</b>
Sakamoto, K.		Salinas, P.	P961, P4770, P4773, P5252,	Sanchez, O.	163
Sakamoto, M.			P6206, P6218, P6224	Sanchez, P.L.	P694, 5871
Sakamoto, N.	P674, P679, P1769	Salinas Sanguino, P.	P4781	Sanchez, R.J.	P1170, P4990
Sakamoto, S.		Salinger, T.	1133	Sanchez Alvarez, S.	P2453
Sakamoto, T.	P1772, P1870, P2644, P6484	Salinger-Martinovic, S.	P2676	Sanchez Borque, P.	P6250
Sakamoto, Y.	P590, P595, P602, P3433,	Salizzoni, S.	P5526, 6608, 6609	Sanchez Burguillos, F.J.	P3694
	P3785, 4063, P6532	Sall, A.	4238	Sanchez Casado, M.	P5283
Sakao, S.		Salloum-Asfar, S.	P6334	Sanchez Del Hoyo, C.	P3131
Sakata, K.	P1765, 2137, P3664, P4366,	Salman, K.	P2437	Sanchez Enrique, C.	P860, P1371, P1758,
	P4497, P4615, P5190, P5418, P5450	Salmas, J.	P4513, P4516, P5351		P2389, P2774, P4996, 5142
Sakata, R.	P1511, P2751, P3540, P3679,	Salmela, B.	P1512	Sanchez Fernandez, J.	1318, P2438,
	P4664, P5935, P6315	Salmenkivi, K.	5863		P2464
Sakata, R.S.		Salmi, A.	P1746	Sanchez Garcia, I.	4291
Sakata, Y.	P1640, P6373	Salmo, F.	P2432	Sanchez Hernandez, A.	P511
Sakatani, Y.				Sanchez Ramos, J.G.	4214

## Chairpersons & Judges / Speakers & Discussants / Authors San – Sav

NAME	PAGE(S) / PROGRAMME NR(S)	NAME	PAGE(S) / PROGRAMME NR(S)	NAME	PAGE(S) / PROGRAMME NR(S)
Sanchez Vega, J.	P6417	Santiago, E.	P5551, P5553	Sartori, S.	P1154, P1827, P3439, P5608,
Sanchez-Borque, P.	P2691, 5091	Santini, L.	2380		P5609
Sanchez-Corral, E.	P694	Santorio, C.	P205, P2184, P4723	Sarubbi, B.	P5557, P6492
Sanchez-Enrique, C.	P4684	Santorio, R.	P1615, P2764, P5915, P6463	Sarvari, S.I.	P2730, P4349
Sanchez-Espin, G.	3947	Santos, A.	P3519, 5136, P5281	Sarwar, R.	P1696
Sanchez-Fernandez, G.	P3357	Santos, A.R.	P915, P933, P2877, P4750,	Sarzani, R.	P3403
Sanchez-Galian, M.J.	P3752, P4743		4897, P5607, 6599	Sarzi-Puttini, P.	P2465
Sanchez-Gonzalez, J.	P518, P5553, 5871	Santos, J.	P1638, P6182	Sasai, M.	P4524
Sanchez-Lacuesta, E.	P3600, P4564	Santos, J.J.	P4714	Sasaki, K.S.	P2758
Sanchez-Lazaro, I.	P3600, P4564	Santos, L.	P577, P1638, P5236	Sasaki, N.	P3093
Sanchez-Margallo, F.M.	P2611, P2621,	Santos, L.F.	P5241	Sasaki, S.	P2675, P3669, P4757
	P5914	Santos, M.	P4083, P6165	Sasaki, T.	P1386, P3507, 5105, P5340
Sanchez-Marteles, M.	P1424	Santos, M.B.	5136	Sasaki, Y.	3295
Sanchez-Martinez, M.	P3791	Santos, N.	P923, P2560, P3759, P4735,	Sashida, Y.	P5461
Sanchez-Millan Pablo, S.M.P.	P2797		P5499	Sasiela, W.J.	P1705, P4990
Sanchez-Munoz, J.J.	P669	Santos, R.	P532, P1495, P2459, P4707,	Sasil, R.	P4367
Sanchez-Quintana, D.	P5553		P5279, P5569	Sassa, T.	6058
Sanchez-Salado, J.C.	P4769	Santos, R.C.	P5480	Sasse, M.	P522
Sanchis, J.	2370, 2371, P6190	Santos, R.D.	3950, 5120, P5500	Sasse, P.	P3113, P3114
Sanchorawala, V.	P1172	Santos, T.M.M.	P1452	Sassi, R.	P4779
Sand, N.P.	P1853	Santos, W.	P930, P2860, P3770, P5632	Sata, M.	P957, P1806, P2552, P4105, P6556
Sande-Martinez, L.	P2550, P2593	Santos Gonzalez, B.	P5283	Sata, Y.	P610
<b>Sandek, A.</b>	<b>215</b>	Santos Lozano, A.	P1764	Satler, L.	P2761
Sandek, A.	P4322	Santos Maia, C.	P557	Sato, A.	P715, P3777
Sandeman, D.	P1197, P4791	Santos Mateo, J.J.	P669, P1782	Sato, D.	P1739
Sanders, P.	P4466, P6293	Santos Ortega, A.	P667	Sato, H.	P766, P957, P1432, P3605, P4375
Sanders, P.S.	3234, 6028	Santos-Ribeiro, D.	P5400, P5406	Sato, K.	P520, P1865, P3100, P3101, 3941,
Sandfort, V.	P4991	Santucci, A.	5154		P5158, P5195, P5264, P5418, P5461
Sandin Rollan, M.	P946	Sanuki, Y.	P2705, P4409, P4425, P4437	Sato, M.	P4514
Sandin-Rollan, M.	P4659	Sanz, J.	P518	Sato, N.	P204, P674, P679, P1417, P4385
Sandoe, A.	P5430	Sanz, M.	6059	Sato, S.	P681
Sandoli, F.	P2868	Sanz, R.	P2413, 5761	Sato, T.	P756, P1515, P1595, P1865, P2685,
Sandor, V.	P4981	Sanz-Rosa, D.	P5551		P3100, P3101, P3436, P4579, 4944, 4945,
Sandorfi, G.	1100	Sanz-Ruiz, R.	P4499		P6200
Sandoval, E.	P1527	Sanzo, A.	2378	Sato, W.	P765
Sandri, M.	P5199, P5402, P5431	Saokaew, S.	P5497	Sato, Y.	P649, P865, P1568, P1820, P1824,
Sandri, S.	P778	Saotome, M.	P6256		P2203, P2386, P2433, P4584, P4730,
Sandrini, D.	P5208	Saouli, D.	1364, P3745		5106, 5143, P5220, P5324, P5348, P5937,
Sandroni, C.	1305	Saporito, D.	P3527		P6351, P6352, P6369, P6437, P6438
Sandstrom, T.	P2731	Sapostnik, G.	1880	Sato, Y.S.	P2667, P4709, P6158, P6163
<b>Saner, H.</b>	<b>158</b>	Sapranaviciute-Zabazlajeva, L.	P3660	Satoh, A.	P2715
Saner, H.	P6428	Sapre, A.	P5892	Satoh, H.	P6256
Sanfilippo, F.M.	P1721, P6584	Sarafidis, P.A.	5804	Satoh, K.	P766, 2131
Sangalli, E.	P225, P3652	Sarai, M.	P5235	Satoh, T.	P579, P1763, P1765, 2131, P4300,
Sangaralingham, J.S.	175	Sarais, C.	6076		P5443, P6256
Sangaralingham, S.J.	P3318	Saraiva, F.-A.	P2481, P2490	Satoh, Y.	P1659, P6368
Sanguuolo, F.	P3470	Saraiva, F.	P922, P1749, P2489, P2491,	Satoh-Asahara, N.	P6238
Sanguigni, V.	P2711		5815, P6425	Satomi, K.	P666
Sanguinetti, M.	P2835	Saraiva, J.	P2492	Satou, M.	P3550
Sanhuesa, P.	P2653	Saraiva, J.F.K.	P5513	Satriano, U.	2138
Sanidas, E.	P2143, P3398, P3402	Sarandrea, A.	5155	Sattar, N.	1081, P4657, 5015
Sanmartin Fernandez, M.	P2874, P4647,	Sarano, M.E.	P2456	Saucedo, J.	P2858, P2859, P3758, P4133,
	P6539	Saraste, A.	352, P3552, 4237, 5104		P5597, P5943
Sanmiguel Cervera, D.	P2453	Sardella, G.	P569, 2281, 3074, P4092	Sauer, B.S.	4071
Sano, H.	P3314	Sarenac, D.	P6197	Saugmann, P.	P3809
Sano, K.	P4618	Sargento, L.	P2674, P3638, P4111, P4345,	Saulnier, P.J.	P3641
Sano, M.	P1767, P6256		6053, P6419	Saunders, M.E.	P4981
Sano, S.	P1398, P1592, P3545, P5296	Sari, I.	P1633	Saure, D.	P3345
Sans Rosello, J.	P3791	Saric, T.	4287	Sauter, M.	5861
Sansone, R.	P555	Sarikas, A.	P1620	Savarese, G.	45, P711, 1347, 4036, P6324
Santa Clara, H.	4028, P5479	Sarkady, F.	P5363	Savary, D.	P3341
Santamaria, M.	P3506	Sarkar, K.	P583	Savastano, S.	P643, 2378, 5744
Santamarina, E.	P4774	Sarkozy, A.	2059	Savchenko, A.	P4338
Santarpia, G.	P4380	Sarkozy, M.	P1601	Savchenko, A.A.	P3782
Santas, E.	1076	Sarma, J.	P231, P1584, P1634, P2670, 3052	<b>Savelieva, I.</b>	<b>204</b>
Santas Alvarez, M.	P6211	Sarmento-Leite, R.	P2162	Savenkova, G.M.	P6266
Santavy, P.	P6276	Sarnago, F.	P2413, 5761	Savic, L.	P3452, P6201, P6226
Santer, D.	P3132	Saroglou, G.	P4604	Savini, C.	P842
Santesmases, J.	2370, 2371, P2672,	Sarraj, A.	P6459	Savoia, C.	4280
	P5446, P6377	Sarria, C.	P860, P1758, P2774, P4684	Savoiu, G.	P482
Santi Rocca, J.	P647	Sartori, C.	P625, P2156	Savonitto, S.	P6135

## Chairpersons & Judges / Speakers & Discussants / Authors Sav – Sch

NAME	PAGE(S) / PROGRAMME NR(S)	NAME	PAGE(S) / PROGRAMME NR(S)	NAME	PAGE(S) / PROGRAMME NR(S)
Savoure, A.		Schaer, B.	P6245	Schlattmann, P.	P6507, 6611
Savu, A.	P1629, P2669	Schaer, B.A.	P3328	Schlatzer, C.	P640
Sawa, T.	P3314	Schaer, D.	3948	Schlegel, T.T.	2133
Sawada, H.	P1871	Schaerli, N.	P1679, P2201, P4078	Schlenzak, C.	P2815, P5539
Sawada, K.	P5562	Schaeufele, T.	P6525	Schlett, C.	5137
Sawada, R.	P954	Schafer, J.E.	P3612	Schlichting, A.	P6318
Sawada, S.	P1432, P4375	Schafer, S.	6014	Schlienger, R.	P1656
Sawada, T.	P5256	Schafers, H.S.	4272	Schliitt, A.	P3453, P5514
Sawaguchi, J.	P2541	Schaffer, A.	P3788, P6198	Schloss, M.J.	P2631
Sawaki, D.	P2788, P4635	Schakow, H.	P1163	Schlosser, T.	P912
<b>Sawaki, D.S.</b>	<b>147, 194</b>	Schalij, M.	P1571, 2306, 2307, P3567	Schlotter, F.	P4690, P5523, P5531, 6616
Sawaki, D.S.	P4632	Schalij, M.J.	272, P660, P1409, P1790,	Schlundt, C.	1042
Sawamura, A.	178, P751, P4326, P4983,		P3495, P3501, P4355	Schmeck, C.	P3122, P6345
	P5427	Schalla, S.	4069	Schmeisser, A.	P5294
Sawano, M.	P4402	Schandelmaier, S.	P4119	Schmid, C.	P6440
Sawaya, F.	P570, P578, 4270, P4674,	Schaper, N.	5801	Schmid, C.M.	P3123
Sawhney, J.P.S.	P4100	Schaper, N.C.	P799	<b>Schmid, J.-P.</b>	<b>368</b>
Sawina, A.	P6242	Scharfe, F.	P5330	Schmid, J.-P.	2331, 4025
Sax, B.	P729	Scharfe, M.	P3508	Schmid, J.P.	P3345
Sayago Silva, I.	P199, P1415	Scharnagl, H.	P1166, 2092	Schmid, R.	P4779
Sayagues Moreira, L.	P1660, P3780	Schau, T.	P5292, P5543	Schmid, T.	P3388, P3389
Sayar, N.	P1633	Schaub Clerigue, A.	P1803, P2638	Schmid, T.	P2170, 2238
Sayed, N.	P2624	Schaufelberger, M.	1126, 4038	Schmidt, B.	P4482, P5329, P5364
Sayeed, R.	2254, P5237	Scheibenbogen, C.	P4570	Schmidt, C.	P3563, P4316, P6440
Sayin, A.	P4368	Schein, J.	5964	Schmidt, E.B.	186
Sayour, A.	P2637	Schein, J.R.	2359, P3710, P3717, P3813	Schmidt, F.P.	P1678, P5652
Sayour, A.A.	P236, P4369	Schellbert, E.B.	2133	<b>Schmidt, G.</b>	<b>144</b>
Sbaih, A.	P693	Schellings, D.A.A.M.	P4778	Schmidt, G.	1055, 2134, P3508
Sbragi, S.	P4429	Schellong, S.	P1490	Schmidt, J.	P1492
Scaglione, A.	P2701	Schellong, S.M.	P4971	Schmidt, K.	5883
Scaglione, M.	P490, P5332	Scherner, M.	P839, P1407, P2497	Schmidt, L.F.	P5483
Scagnetto, A.	P5460	<b>Scherr, D.</b>	<b>251</b>	Schmidt, M.	4070, P5599
Scali, M.C.	P3364, P6098	Scherr, D.	3922, P4452, P5173	Schmidt, M.R.	P1804, P3554
Scalia, G.M.	P2439, P3366, P5459, P6154	Scherr, D.S.	1883	Schmidt, R.	P851, P3693
Scalise, M.	P2620, 4291, 4292, 4293	Scherrer, U.	P625, P2156	Schmied, C.	P893, 4031, 4033
Scalise, V.	P3812	Scherrer-Crosbie, M.	5826	Schmied, W.	P2495
Scalone, A.	P6307	Schersten, F.	P2708	<b>Schmieder, R.E.</b>	<b>357</b>
Scalone, G.	P3764	Schettler, V.	5777	Schmieder, R.E.	316, 320, 1286, P3124,
Scanavini, M.A.	P723, P5602	Schiano Lomoriello, V.	P4723		5663, 5666, 5668
Scandura, S.	P4683	Schiattarella, G.	P3556	Schmitt, C.	P5652
Scapol, S.	P4765	Schiattarella, G.G.	P223	Schmitt, J.	P1533, 2132, P2548, P2571
Scappini, L.	P2861	Schiavon, M.	P238	Schmitt, M.	P4706
Scarano, S.	P3758, P4133	Schick, R.	P659	Schmitt, N.	P1582
Scardigli, V.	3076	Schieffer, B.	408, 411, 1366, 1367, P4529,	Schmitto, J.D.	3988
Scarlato, R.	P740		P4583	Schmitz, T.	P2838, 4199, 5128
Scarpato, P.	P526	Schiele, F.	P939, 2119, 4205, P4400, P4449,	Schmucker, J.	P932, P944, 1365, P5661
Scarpini, G.	P945		4827, 5739, 5821, P5940, P6134, P6549,	Schmutz, L.	P1195
Scarsini, R.	P571, P4411, P5267		P6569	Schnabel, R.	P920, P1174, 2368, P4790,
Scarsoglio, S.	P3085	Schievano, S.	P3084		P5634, P6234
Scatteia, A.	1078	Schiffelers, R.M.	P4586	<b>Schnabel, R.B.</b>	<b>362, 377</b>
Scattina, R.	3076	Schikora, M.	P2703, P2706	Schnabel, R.B.	118, P500, P1581, 3069,
Scaveo, C.	P1723	<b>Schillaci, G.</b>	<b>138, 262</b>		P4793, P6118
Scazzuso, F.	P3516	Schillaci, G.	95, 1283, 3850	Schnabelrauch, M.	P3325
Scellini, B.	P3721	Schiller, W.	P5535	Schneeberger, M.	5153
Scelsi, L.	P868, P873, 2378, P2414, P2772,	Schilling, R.	P639, P2545, P2548	Schneeberger, Y.	P3560
	P5390, P5558	Schilling, R.J.	3065	Schneider, A.	P6273
Schaaf, M.	P4448, 5037, 5038	Schillinger, M.	P3789	Schneider, J.	1359, P2580, P4124, P6314
Schaap, J.	P4795	Schillinger, W.	P4678, 6074, P6454	Schneider, R.	P4755
Schaaps, N.	P4451	Schiltgen, M.	P850	Schneider, S.	P214, P940, P2682, P5263,
Schachner, T.	P4948	Schini-Kerth, V.B.	P6332		5870, 6613
Schade, A.	P3494	Schinkel, A.F.L.	P1188, P3413, P5301,	Schneider, T.	P1167
Schaechingner, V.	P1858		P6144	Schnittger, I.	P6493
Schaefer, A.	408, 411, P759, 1366, 1914,	Schio, N.A.	5755	Schnorbus, B.	P1678
	P3560	Schiopu, A.	P2708, P3127, P6587	Schober, A.	P4766
Schaefer, F.	1888	Schirdewan, A.	P5350	Schoegl, S.	P5157
Schaefer, K.	P224, P701, P1771, P3336,	Schirmacher, P.	P5397	Schoeller, R.	P4137
	P3351, 3957, 4282	Schirmer, H.	P1494, 1885, P5635, P6402	Schoen, P.	P1393, 4295
Schaefer, S.	P503, P2191	Schirmer, J.	P3700	Schoen, S.	P1490
Schaefer, U.	P3700, P4678	Schlaepfer, J.	P2607	Schoen, T.	P3091
Schaefers, H.-J.	P2495	Schlaich, M.	P3404	Schoendube, F.	P6454
Schaeffeler, E.	1874, P6139, P6337	Schlaich, M.P.	P610	Schoene, K.	P2682

# Chairpersons & Judges / Speakers & Discussants / Authors Sch – Sek

NAME	PAGE(S) / PROGRAMME NR(S)	NAME	PAGE(S) / PROGRAMME NR(S)	NAME	PAGE(S) / PROGRAMME NR(S)
Schoenfelder, T.	P3708, 4282, P4549	Schulz, E.	P4106	Sedaghat-Hamedani, F.	P1654, P5179, P5447
Schoenleitner, P.	P4452	Schulz, E.S.	P4104	<b>Sedding, D.</b>	<b>270</b>
Schoepp, M.	P5543	Schulz, R.	P1601, P6322	Sedding, D.	P227, P6333
Schofer, J.	P1408	Schulz, S.	P3560	Sedding, D.G.	P698, P699, P700, 4201
Schofer, N.	P3700	Schulz-Menger, J.	1071, 1073	Sedej, S.	P1603
Schofield, R.S.	5868	Schulze, P.C.	P611, P1384, P2444, P6507	Sederholm Lawesson, S.	P1837, P3630, 5078, P5650
Schoinas, A.	P4086, P6181, P6329	Schulze, P.C.S.	P1520	Sedhom, R.	P4450
Scholte, A.J.	P528	Schumacher, B.	P1862, P2823, P5448	Sediva, L.	P2403, 5090, P5314
<b>Scholte, A.J.H.A.</b>	<b>273</b>	Schumacher, C.	P2663	Sedkowska, A.	P2875
Scholte, A.J.H.A.	P3089	Schumacher, W.	P5001	Sedlacek, K.	2382
Scholte Op Reimer, W.J.M.	P2417	Schunkert, H.	2116, P3683, P4534, P5534, P6457	Sedov, V.P.	P2800
Scholten, M.F.	3299, P5338	Schur, R.	P5182	See, O.	P3674
Scholtz, S.	P5293	Schurmans, J.	P5209, P6172	Seeböhm, G.	P3563
Scholtz, W.	P5293	Schurtz, G.	P5595, P5902	Seed, M.	P6130
Scholz, M.	P4742	Schuster, A.	P892, P3604	Seegers, J.	P1590
Schoneveld, A.H.	P1713	Schutte, A.E.	4212	Seeland, U.	P6490
Schonlau, A.	P6333	Schuurmans Stekhoven, S.	5869	Seewoester, T.	P5360
Schoos, M.	P5641	Schwab, M.	1874, P6139, P6337	Sefc, L.	P5169
Schoppet, M.	1367	Schwagten, B.	P5174	<b>Seferovic, P.</b>	<b>259, 327, 369, 385</b>
Schotborgh, J.V.	4233	Schwaiger, M.	5872	Seferovic, P.M.	4895, P5282
Schotola, H.	P3598	Schwammenthal, E.S.	P5219	Segal, O.	2384, P5331
<b>Schotten, U.</b>	<b>74</b>	Schwandt, P.	P2721, P6400	Segawa, T.	P4385
Schotten, U.	P4452, P4468	Schwartz, A.	1037	Segerer, M.	P617
Schou, M.	P1583, P1650, 1878, 3824, P5430, 5992	Schwartz, P.J.	P627, 1052, 1135, P1158, P1786, 2929	Segers, A.	P1685
Schouwer, D.	4932	Schwartz, R.	P4686	Segers, V.	P6186
Schrage, B.	P920, 4858	Schwarz, E.I.	P640	Segersvard, H.	P1644
Schram, M.T.	P799	Schwarzfuchs, D.	P2719, P3640	Segetova, M.	2382
Schramm, A.R.	2279	Schwarzl, M.	P776, P4452, P5559	Segev, A.	P838, 5743, P6464
Schratter, A.	4192	Schwarzwald, C.	P4320	Segev, A.S.	2004
Schrauder, M.G.	P2850	Schwefer, M.	P1490	Seggewiss, H.	P878
Schreck, D.M.	P4789	Schweizer, P.	P4500	Segi, A.	P2700
Schreiber, B.E.	P869, P1773	Schwemer, T.	P4790, P4793	Segovia Cubero, J.	P199, P1415
Schreiber, D.	P4796	Schwerzmann, M.	1338, 1340, 1342, P2418, P3738, P5488	Segreti, L.	P219
Schreiber, W.	P689	Schwierczek, K.	P722	Seguchi, O.	P1515, P2685
Schreieck, J.	P1493, P5539	Schwoerer, A.P.	P3560	Segura, F.	P686
Schrickel, J.W.	P1496, P1498, P3566	Schymik, G.	P6467	<b>Segura, J.</b>	<b>45</b>
Schrieff, C.	P689	Sciahbasi, A.	5155	Segura, J.	468, P2438, 4939, 4947, P5259, P6210
Schroeder, J.	P541, P1198, P4451	Sciarra, L.	P5365, P5377	Segura, J.V.	P1635
Schrutka, L.	1369, P2888, 4833, P5183	Sciarretta, S.	P1168, P5917	Segura, T.	P2166
Schubert, H.	P4963	Scicchitano, P.	P4630	Segura De La Cal, T.S.C.	P3368
Schubert, I.	6005	Sciolletta, S.	P4550	Segura Saint Gerons, J.	1318
Schuchardt-Toelle, M.	P5570	Scopeace, A.	P4503	Segura Saint-Gerons, J.	P4667
Schuchlenz, H.	P1849	Scopelliti, F.	P4334, P4712	Seguso, M.	P5570
Schuehlen, H.	P2823, P4137	Scopelliti, P.	P582	Sehar, N.	P717
Schueler, R.	P1496, P1498, P4671, P5542, P6469, P6471	Scorzoni, A.	P2170	Sehested, T.S.G.	P480, P5896, P6413
Schueler, S.	4873	Scott, C.G.	P1726, 2262, P3403	Sehult, R.	5964
Schuenemann, J.-D.	P4510	Scott, R.	P3784	Seibolt, L.	P5231
Schuerer, S.	P5431	Scotte, F.	P3810	Seidl, K.	P1858
Schuett, J.	P4529	Scotti, A.	2115, P3417	Seidl, V.	P2853, P3569
Schuett, K.	P5410	Scotti, I.	P3374	Seidler, T.	P4677
Schuetz, C.	P2651, P4082	Scridon, A.	P2865	Seidman, C.E.	P4716
Schuetz, E.	P3336	Scudiero, F.	P1156, P2660, P2831	Seidman, J.G.	P4716
Schuh, T.	P6448	Scullino, C.	P4563	Seifert, B.	P4487, 4896
Schuhbaeck, A.	P5221	Scully, C.	6050	Seifert, I.	P912
Schuhmacher, B.	P1858	Sdringola, P.	P2732	Seifert, M.	2306, 2307, P3533, P5292
Schuijt, M.T.U.	P243	Seabra, D.	P1495, P2459	Seiffert, D.	P5001
Schuler, D.	P555	Searle, J.	P3786	Seiffert, M.	P920, P5634
Schuler, G.	P214, P778, P971, P2682, 3053, P3604, P4335, P4742, 4828, P5199, P5431, P5523, P5531, 6616	Sears, S.	P3620, 5828	Seike, F.	P6530
Schuler, G.C.	P4690	Seca, L.	P3444	Seiler, C.	5759
Schulman, K.A.	P2677	Secchi, F.	P548, P3571	Seitanidi, E.	4194
Schulman, S.	2357, P4972	<b>Sechtem, U.</b>	<b>195</b>	Seixo, F.	P6305
Schulman, S.P.	P4473	Sechtem, U.	2949, 4155, P6139, P6337, P6525	Seizer, P.	P5539
Schultheiss, H.P.	P1787, P4570, 5860	Seckler, T.	P6297	Sejas, O.N.E.	P4994
Schultz, C.J.	P4795	Seco, M.	5874	Sekhri, N.	P3729
Schultz, J.G.	P3137	Sedaghat, A.	P1496, P1498, P2422, P4672, P5535	Seki, T.	4288
Schulz, A.	P2187, P4628			Sekigawa, M.	P6479
Schulz, C.	P5383			Sekiguchi, H.	P4652, P5517

## Chairpersons & Judges / Speakers & Discussants / Authors Sek – Sha

NAME	PAGE(S) / PROGRAMME NR(S)	NAME	PAGE(S) / PROGRAMME NR(S)	NAME	PAGE(S) / PROGRAMME NR(S)	
Sekiguchi, M.		5146	Seo, M.J.	P5484	Sfaxy, A.	P1701
Sekiguchi, Y.	P1159, P1572		Seo, S.R.	P4720	Sfendouraki, E.	P3358, P4670
Sekikawa, A.		P2715	Seo, W.W.	P3713	Sfikakis, P.	P6232
Sekimoto, T.		P1604	Seo, Y.	P1636, P2461, P3610, P4347	Sgarra, L.	2124
Sekita, G.		P5321	Seo, Y.S.	P1426, P5211	Sgreccia, F.	P6277
Sekita-Hatakeyama, Y.		P1604	Seol, S.-H.	P3409	Sgura, F.	P5493
Sekiya, M.		P4085	Seol, S.H.	3311	Shabaldin, A.V.	P5581
Seko, T.	P1820, P2203, P4730		Seong, I.W.	P919, P2827, P3576, P4360, P5266, P5589, P5636, P5651, 5737	Shabanov, V.	P607, P2168
Selcuk, H.	P3438, P5289		Seong, S.W.	P919, P4360, P5266, P5589, P5636, 5737	Shabbir, A.	P2712
Selcuk, M.T.	P3438, P5289		Sep, S.J.S.	P799	Shacham, Y.	P931, P1585
Seldrum, S.		P3376	Separovic Hanzevacki, J.	34, 1070	Shaddy, R.E.	P4727
Selje, M.S.		5746	Sepe, M.	P3556	Shafat, T.	P2440
Selejan, S.R.		P609	Sepsi, M.	P6306	Shafir, G.S.	P5219
Selem, A.		P6494	Sepulveda-Martinez, A.	P2730	Shah, A. S.V.	P4788
Selim Ser, O.		P6576	Sepulveda-Sanchis, P.S.S.	P3553	Shah, A.M.	P2759, P5184
Seljeflot, I.	P2855, P3143, P3795, P4340, P6542		Seravalle, G.	P1442, P6180, P6405	Shah, A.S.V.	P1197, 4068, P4791, 4830
Sellitto, V.S.		P2436	Serban, C.	P3634	Shah, B.	P2448
<b>Sellke, F.</b>		<b>383</b>	Serban, M.C.	P1698, P1704, P2718, P3650, 4909	Shah, D.	P2607
Sellke, F.		3223	Serban, R.C.	P2865	Shah, D.J.	P6119
Selmer, C.		5992	Serebruany, V.L.	P1841, P3418, 5972, P6208	Shah, K.	P631
Selton-Suty, C.		P546	Serena, C.	P1444, P3748	Shah, P.	P2412
Selvanayagam, J.		P4301	Seres-Sturm, L.	P6507	Shah, S.	P5892
Selvaraj, S.		P5648	Sergeevichev, D.	P4454	Shah, S.H.	P1671
Selvendran, S.		P5442	Sergentanis, T.	2056	Shah, Y.	P5375
Semakova, A.		P566	Sergi, S.C.	P6386	Shaheen, S.M.	3179
Semba, H.		P4547	Serhan, M.	P3365	Shahla, J.	49
Semczuk, K.		P3090	Serikawa, T.	5146	Shahzad, K.	P2406
Semenova, N.		P2498	Serizawa, N.	P1791, P3618, P3724, P5461	Shai, I.	P2719, P3640
Semerano, A.		P711	Sermesant, M.	P550, 4932	Shaker, A.	P6494
Semeraro, F.		2055	Seronde, M.F.	P4449, P6549	Shakespeare, C.	P6366
Semke, G.		P608	Serra, A.	P2826	Shakhmatov, S.	P6432
Semprini, F.		P622, P2397	Serra, J.	P2884, P5659	Shakur, R.	P6500
Semsarian, C.		P1682	Serra, V.	P2766	Shalaeva, A.	P6428
Sen, S.	P585, P3086, P3088		Serra Flores, J.	P3747	Shalaeva, E.	P6428
Sena, E.S.		P5396	Serra-Majem, L.	P6441	Shalev, A.	P6414
Senatore, G.	P1488, 2381, P5365, P5377		Serrano Antolin, J.M.	P746	Shalev, V.	P1700
Senchikhin, V.		P2477	Serrano Jr, C.V.	P2743, P6561	Shalnova, S.	P1730
Senel, S.		P3705, P4688	Serrao, G.	P5499	Shamekhi, J.	P2422
Seneviratna, A.		P3633	Serruys, P.W.	P2826, P5549	Shamim, A.	P5471
Seneviratne, S.		P5216	<b>Serruys, P.W.J.C.</b>	<b>88, 129, 136</b>	Shamraev, R.	P5623
Seneviratne, S.K.		P5160	Serruys, P.W.J.C.	310, 1204, 1272, 1908, 1912, 2018, 5032	Shamszad, P.	P4727
Senga, M.		P5340	Servais, L.	P4543	Shan, Y.	P2396
Sengeloev, M.		P2759	Servio, T.C.	P5483	Shanbhag, S.M.	P5214
Senges, J.	P4481, P5652, 6074		Servoz, C.	P1701	Shanmugam, N.	P5547
Sengupta, A.		4279	Sessa, M.	P711	Shantikumar, S.	P6115
Sengupta, P.P.	P1799, P1801, 2969		Sesso, Z.	P1146	Shantsila, A.	P4627, P5422, P5522, P6434
Sengupta, S.		P3612	Sethi, A.	P3086	Shantsila, E.	P1531, P4108, P4328, P4627, P5422, P5522, P6434, P6444
<b>Senior, R.</b>		<b>195</b>	Setoguchi, M.S.	P2667, P4709, P6158, P6163	Shao, M.	P2188
Senior, R.	2242, P3363, P3369, P3371, P5524		Setozaki, S.	P1511	Shapieva, A.	P650
Senni, E.		P3612	Settergren, M.	P849	Shapiro, B.	P1777
<b>Senni, M.</b>		<b>45</b>	Settgren, M.	P5538	Shapiro, B.S.	P2787
Senni, M.	451, 1011, 3306, P3488, P6360, P6372, P6380		Seung, H.	P2773	Shapiro, L.M.	P2454
Senoo, K.		P5522, P6434	Seung, K.B.	P2827, P4950, P5228, P5615, P5651	Sharabiani, M.T.	6088
Sente, T.		6010	Seven, E.	P3092	Sharf, E.	P4474
Seo, G.-W.		P3409	Sever, M.	P2654, P4559	Sharif, B.	P1411
Seo, H.S.	P907, P917, P924, P1184, P1463, P1579, P1680, P1854, P2155, P2518, P2817, P3407, P3426, P3448, 4076, P5265, P5631, P6207, 6606		Severi, S.	2139	Sharif, S.	P3644
Seo, H.W.		P3134	Severin, T.M.	2369, P2655	<b>Sharland, G.</b>	<b>387</b>
Seo, J.-S.		P3409	Severino, A.	P2835, P2844, P2845, P526	Sharma, A.	2365
Seo, J.		P2755	Sevilla, T.	P1758, P3701, P6465	Sharma, D.	P5302
Seo, J.B.	P907, P2518, P3448		Sevimli, S.	1119, P4426, 4943	Sharma, G.	P6508
Seo, J.S.		3311, P6235	Sevinc, C.	P5556	Sharma, N.	P642
Seo, K.W.		P6311	Seyfarth, M.	P6230	Sharma, N.	P5547
Seo, M.	P649, P1568, P1824, P2386, P4584, 5106, 5143, P5348, P6351, P6352, P6369, P6437, P6438				Sharma, S.	<b>22, 95, 209</b>

## Chairpersons & Judges / Speakers & Discussants / Authors Sha – Shu

NAME	PAGE(S) / PROGRAMME NR(S)	NAME	PAGE(S) / PROGRAMME NR(S)	NAME	PAGE(S) / PROGRAMME NR(S)
Sharoni, E.	P2482	Shilyaeva, N.V.	P4565	Shinoda, K.	P663
Sharp, D.	P1391	Shim, C.H.	P1848	Shinoda, M.	P3138
Shatalov, I.	51, P807	Shim, C.Y.	P2755, P4676, P5159, 6075	Shinoda, N.	P3761, P6521
Shavadia, J.	P1840	Shim, M.	P924, 4076	Shinohara, M.	P4495, P5315
Shavarov, A.A.	P6379	Shim, M.S.	P2518, P5265, P6207	Shinouchi, K.	P4581, P5434
Shaw, J.	P1411	Shim, W.J.	P3583, P4420	Shinozaki, K.	P641
Shaw, L.J.	P959, P967, 2946	Shima, H.	P2506	Shinozaki, T.	P804, P908, P911, P6536
Shawky, A.	P6494	Shimabukuro, M.	P957, P1806, P2552, P4105	Shiode, N.	P2833, P3421
Shawky El-Serafy, A.	35			Shiohira, S.	P1386, P3507
Shayne, J.	P3445	Shimada, H.	P3490, P4097	Shioi, T.	P1621
Shchatsinka, M.M.	P3685	Shimada, H.S.	P2667, P4709, P6158, P6163	Shiojima, I.	1264
Shcheglova, E.V.	P2753	Shimada, K.	P716, P4973, P5321, P5408, P6200	Shiokoshi, T.	P5310
Shchukin, Y.V.	P4565			Shiomi, H.	P3679, P6365
Shea, P.C.	P5601	Shimada, S.	P2745, P2747	Shiomi, Y.	3293, P3658
Sheahan, R.	1940, P3620	Shimada, T.	P3410, P4096	Shiono, Y.	P2848, 3082, P3088
Shearn, A.	P6115	Shimajiri, M.	P4762, P6577	Shiota, M.	P2409
Shechter, M.	P6328	Shimamoto, K.	P827, P4314, P4652, P5517	Shiozawa, T.	P5321, P5408
Sheehy, J.	P1741	Shimamura, K.	P6107	Shipulin, V.	P6164
Shehata, A.S.H.	P1578	Shimatani, Y.S.	P1589	Shiraga, K.	P710
Sheikh, A.R.	P4967	Shimatsu, A.	P2747, P6238	Shirai, K.	5152
Shek, A.B.	P3797	Shimazaki, K.	P2525, P2539	Shirai, M.	P3613
Shelif, I.	P2719	Shimbo, M.	P765	Shirai, R.	3941
Shelestova, I.A.	P533	Shimizu, A.	P3564	Shirai, S.	P587, P590, P595, P602, P852, P1386, P1815, P3406, P3420, P3449, P3785, 4063, P4756, P4771
Shelkov, G.A.	P1477	Shimizu, H.	P5258		
Shen, H.	P3684	Shimizu, I.	P1595, P1623, P2175, P4556, P6343	Shirai, Y.	P3507
Shen, L.	P229			Shirai, Y.	P710
Shen, T.	P6355	Shimizu, K.	P2684, P6422	Shirai, M.	P4697
Shen, W.F.	P960, P968, P969, P3431	Shimizu, M.	P716, P804, P911, P954, P2667, P4709, P6158, P6163, P6536	Shirani, S.H.	P5237
Shen, Y.	P960, P968, P969, P1483, P3431			Shirodaria, C.	P6313
Shenker, A.X.	P4955	Shimizu, N.	P2469	Shiroto, T.	P1637, P1733, P2512, P2515, P2733, P3118, P4464, P4602, P5247, P5248, P5617
Shepherd, L.E.	P4972	Shimizu, R.	P3126	Shishido, T.	P6460
Sheppard, J.P.	2294	Shimizu, S.	P539, P5247	Shishkova, A.A.	P6237, P6452
Sheppard, M.N.	P644, 5977	Shimizu, T.	P3658	Shitara, J.	P1466, P1852, P1859, P6523
Sherfese, L.	P3382	Shimizu, W.	P3649, P4314, P5540, P6246, P6295	Shite, J.	348, 350, P764
Sherwen, A.	P740			Shivalkar, B.	P1866
Shetelig, C.	P2855, P3795	Shimizu, Y.	P5324	Shiwani, H.	2955
Sheu, J.J.	P2509, P2513, P2632, P3544, P4960	Shimohama, T.	P529	Shizuta, S.	P2498
		Shimohina, N.Y.	P3782	Shket, A.	P1161
Sheu, W.H.H.	P5892	<b>Shimokawa, H.</b>	<b>137, 158, 317</b>	Shkolnikov, V.	P1161
Shevchenko, I.	P6379	Shimokawa, H.	P766, P1640, 2131, 3817, 4009, P4961, P6313, P6373	Shkolnikova, M.	P248, P627, P1158, P1161
Shi, G.	P6251	Shimokawahara, H.	P1766, P1817, P3607	Shkoza, M.	P2861
Shi, J.	P741, P745, P4373, 4934	Shimony, A.	P1431	Shlofmitz, E.	4854
Shi, L.	P3681	Shimooka, Y.	P5310	Shlomo, N.	P2693, P2822, P3581, P4786
Shi, M.	1879, 5875	Shimouchi, A.	P3613	Shlyakheto, E.	P1711, P1712, P1730, 2135
Shi, Q.P.	P4962	Shimoura, H.	P3314	<b>Shlyakheto, E.V.</b>	<b>78, 127, 310</b>
Shi, S.	P6348	Shin, C.	P1680	Shlyakheto, E.V.	P4456, P5244
Shi, V.C.	P229, P230, 1015, P4590	Shin, D.-H.	P251, P2522, P2526	Shmatov, D.	P4397
Shi, W.Y.	P6513	Shin, D.	P4519	Shmidt, E.A.	P6562
Shi, Y.	P6496	Shin, D.G.	P501, P926, P1577, P1591, P3736, P3775, P5355	Shneid Schuh, D.S.	P2729
Shiba, C.	P1451, P4079, P6145			Sho, S.	P3425
Shiba, M.	P4685, P6239	Shin, D.H.	P1480, 3308	Shoda, M.	P3618, P3739, P4494, P5448, P6254, P6258, P6274
Shibahashi, E.	P589	Shin, D.I.	P1492, 3304	Shoin, W.	P2684, P6422
Shibara, Y.	P1404	Shin, E.-S.	P1383, P4393	Shokry, K.	35
Shibata, A.	P3613	Shin, E.C.	P4629	Shomanova, Z.	P1561
Shibata, H.	P1466, P1859, P6523	Shin, E.K.	P621	Shouzi, H.	P5476
Shibata, K.	P2700	Shin, E.S.	P6240, P6461	Shpektor, A.	P955
Shibata, N.	P4493	Shin, H.C.	3311, P6235	Shrestha, M.	3988, 4271
Shibata, R.	P704, P3761, P4526	Shin, J.-H.	P6236, P6311	Shrestha, S.	P2663
Shibata, S.	2123	Shin, J.	P6236, P6311	Shu, C.W.	P4544
Shibata, Y.	P2456, P3676, 4252, P6223	Shin, J.Y.	P6176	Shu, X.H.	P741, P745, P2396, P2455, P4373, 4934
Shibutani, T.	P5224	Shin, M.G.	P1814		
Shiel, L.	P3614	Shin, M.S.	P3583, P4420	Shubin, W.U.	P6512
Shiffman, D.	3267	Shin, S.	P6109	Shufelt, C.	P1411
Shiga, T.	P1791, P3618, P3724, P5461, P6258, P6274	Shin, S.Y.	P5175	Shufelt, C.L.	P967
		Shin, W.Y.	P907, P2518, P3448	Shugman, I.	P918
Shigeta, H.	P4300	Shindo, K.	P3594	Shugushev, Z.	P1855, P1861
Shigeta, Y.	P579, P1763, P1765	Shindo, T.	P6313	Shukevich, D.	P5268
Shih, I.	P1602	Shinjo, T.	P4387	Shukla, P.	P2624
Shiina, K.	48, P4085, P5452, P5463, 5758	Shinke, T.	P1852, P1860		
Shiino, K.	P2439, P6154	Shinkura, Y.	P1860		

## Chairpersons & Judges / Speakers & Discussants / Authors Shu – Sit

NAME	PAGE(S) / PROGRAMME NR(S)	NAME	PAGE(S) / PROGRAMME NR(S)	NAME	PAGE(S) / PROGRAMME NR(S)
Shuldeshova, N.V.	P6387	Silva, M.	1358, 3070, P6290	Simonsson, M.	P4122
Shumavets, V.	P2498	Silva, M.L.	P5477	Simonyi, G.	P1152
Shun-Shin, M.	P3088	Silva, N.	P737	Simoons, M.	P1699
Shurrab, M.	P693	Silva, P.C.	P5279	Simovicova, V.	P4594
Shuto, C.	P4578	Silva, R.	P4083, P6165	Simpson, C.	P1559
Shutov, A.M.	P3609	Silva, S.	P737, 4028	Simpson, C.S.	P4972
Shutta, R.	P1472	Silva, V.Z.M.	P5477	Simpson, L.	P6327
Shyu, K.G.	P2628	Silva Cardoso, J.	P1788, 5865, P6147,	Simpson, R.J.	P4640
Si, J.E.	P3539		P6148	Sims, J.	P3383
Sia, C.H.	1136, P3391	Silva Conde, I.	P6506	Simsek, M.A.	P4350, P6475
Sia Filho, E.J.	P3529	Silva Cunha, P.	P1795, 4028, P5205, P5479,	Sinagra, G.	P498, 1011, 1128, P1394,
Siala, A.	P5545		P6265		P1538, P1666, P3732, P4621, P4765,
Sianos, G.	P874, P6215, P6216	Silva Ferreira, A.	5136		P5460, 5748, P6360, P6372, P6380
Siasos, G.	P712, P735, P806, P970, P1522,	Silva Marques, J.	P5303	Sinatra, R.	P2484, P5900
	P1607, P2407, P2479, P3098, P4434,	<b>Silvain, J.</b>	<b>38</b>	Sindet-Pedersen, C.	P3139, P4102, P5172,
	P4471, P5297, P5465, 6007, P6431,	Silvain, J.	3017, 3019, P3790, P5610, 5743,		5963
	P6533, P6558, P6560		P6547	Sindet-Pedersen, C.S.P.	P2568
Siasos, S.G.	P5537	Silvain, Y.S.	P6407	Singal, R.K.	P1509
Sibbing, D.	345, P1828, 4217	Silveira, I.	P2702	Singer, D.	P5922, P6306
Sibillia, M.	P3132	Silvente, A.	P4654, P5005	Singer, D.E.	P2566, P2602, P3479, P3482
Sibillitz, K.L.	P5467	Silverio, A.	P2660, P3735	Singh, A.	P2794, P4956
Sibillitz, K.L.S.	P2698	Silvestre, I.	P1183	Singh, J.	4008, P5924
<b>Sicari, R.</b>	<b>38, 126</b>	Silvestre, J.S.	1886	Singh, J.S.	1018
Sicari, R.	P779, 1086, 6048	Silvestro, A.	P582	Singh, K.K.	P3141, 4277
Sichrovsky, T.	P2556, P5316, P5375	Silvestry, F.E.	P2647	Singh, R.	171, P4744
Siciliano, R.F.	P3529, P4994	Silvetti, M.S.	P6298	Singh, R.K.	P6426
Sid-Otmane, C.	P2613	Sim, D.	P2690, P6355	Singh, S.	P522
Sidefane, F.	P1437	Sim, D.K.L.	3271	Singh, S.K.	P6426
Sideris, A.	P2851	Sim, D.S.	P215, P1814, P2827, P4541,	Singhal, A.	4913
Sideris, G.	P3646, P4760		P5615, P5651, P6325, P6446	Singhal, S.	P2584
Sideris, S.	P3692, P4648, 4931	Sim, H.W.	P846	Sinha, N.	P4553
Sidi, D.	P5568	<b>Sim, K.-H.</b>	<b>77</b>	Siniawski, A.	P956
Sidi Aly, A.	5991	Sim, L.L.	P2690, P6355	Sinisalo, J.	P2457, P2516, P6540
Sidorova, M.	P3628	Simantirakis, E.	62, P1545	Sinnaeve, P.R.	P3798
Sidorowicz, G.	P6391	Simard, E.	P2576	Sinnecker, D.	5068
Siedlecki, L.	P1519, P6358	Simbirtseva, K.	P3397	Sinner, M.F.	3236
Siegbahn, A.	P2190	Simha, V.	P2412, 5777	Sinning, C.	P1174, 2368, P5634
Sieger, A.M.	392	Simic, B.	P1171, P3625	Sinning, C.R.	P2871, P6118
Siegismund, C.S.	P1787	Simiera, M.	P3378, P3800, P6526	Sinning, C.W.	P920
Siegrist, P.	P4395	Simion, V.	P4546	Sinning, J.-M.	P4671
Sieira Rodriguez-Moret, J.A.	1054	Simionescu, M.	P4546	Sinning, J.M.	P850, P2422, 5128, P5535
Siepe, M.	87	Simioniuc, A.	P3364	Sinning, J.M.S.	P6472
Sieradzki, B.	P5168	Simionov, L.	P6320	Siogkas, P.K.	P3089
Sierpinski, R.	P3499	Simitsis, P.	P1668, P2145, P3577, P4589	Sionis, A.	P1663, P3791, P5196, P5198
Sierra, F.	P5551, P5553	Simitsis, P.S.	176, 1123, P1624	Sionis, G.	P3635
Siess, T.	P5902	Simkova, I.	2095, 2097	Siono, Y.	P5591
Sievert, H.	2042, P4481, 6074, 6613	Simoes, A.	P2674, P3638, P4111, P4345,	Sionova, M.	P6203
Sieweke, J.T.	P759		P6419	Siores, E.	P616, P1468, P1482, 4065
Sigala, F.	P615, P742	Simon, A.	P1155, P2500, 5149	Siostrzonek, P.	P1849
Sigala, S.	P3585	Simon, A.R.	2071, 2073, 2075, P2411	Sipicic, M.	P3716
Signatte, A.	P2505	Simon, C.	P3570	<b>Sipido, K.R.</b>	<b>245, 320</b>
Signore, A.	1263	Simon, D.I.	P5539	Sipido, K.R.	3952
Sigurdardottir, V.	P732	Simon, D.N.	P3479, P3482	Sipila, J.	P5573
Sigvant, B.	4058	Simon, J.	5090	Sipoetz, J.	P3624
Sik, A.	P2819	Simon, J.M.	P829	Siqueira, D.	P1747, P2162
Sikora, S.	P2619, 4296	Simon, O.	P5472	Siracusanu, A.	P494, P2612, P2618
Sikorska-Siudek, K.	P4740	Simon, S.R.S.	P6168	Sirat, A.S.	P3513
Sikula, V.	2382	Simon, T.	P253, P829, P939, 4827, 5739,	Sirenko, Y.U.	P558
Silaschi, M.	P1751, P2757		P5940, P6134, P6569	Sirico, D.	2268
Silaschi, S.	P867	Simoncini, E.L.	P3585	Sirico, G.	P5369
Silber, S.	36, 6595, 6598	Simonds, A.K.	P1641	Sirinelli, A.	3989
Siliste, C.	P1570, P6294	Simonelli, N.	7, P5494	Sirisko, M.	P6333
Silva, B.	P923, P2560, P3759, P4735, P5499	Simonelli Munoz, A.J.	P2808	Sirmes, P.A.	37
Silva, D.	1090, P2801, P2802	Simonen, P.	P2194, P3476	Siroi, M.	P6557
Silva, G.L.	P5311	Simonini, A.	P6410	<b>Sirtori, C.</b>	<b>312</b>
Silva, I.	P3743, P4654, P5005, P5423	<b>Simonneau, G.</b>	<b>142, 363</b>	Siswanto Professor C-L Hung, B.	P2677
Silva, J.	P1622	Simonneau, G.	3186, 6092	Sitafidis, G.	P1834, P1843, P5611
Silva, J.C.	P2157, P2158, P5279	Simonet, B.	5092	Sitbon, O.	6092
Silva, J.L.P.	P1452	Simonovic, D.	4027	Sitefane, F.	P4985
Silva, K.R.	P217, P3526, P3529	Simonovic, D.S.	P6184	Sitges, M.	392, P857, P2730, P2734, P4349,
Silva, L.M.	P1697	Simonsen, U.	P3137		P5299, 6059

## Chairpersons & Judges / Speakers & Discussants / Authors Sit – Son

NAME	PAGE(S) / PROGRAMME NR(S)	NAME	PAGE(S) / PROGRAMME NR(S)	NAME	PAGE(S) / PROGRAMME NR(S)
Sitzu, J.	P4513, P4516, P5351	Sluijter, J.P.G.	P4562, P5396	Sohn, D.-W.	P2504
Siu, C.W.	P633, P1586, P2591	Sluka, M.	4829	Sohn, H.Y.	P6585
Siu, V.	P6251	Smalcelji, A.	P5925	Sohn, I.-S.	P4386
Siudak, Z.	P6242, P6553	Smarrazzo, V.	P6280	Sohn, J.H.	P6302
Sivaram, C.	3281	<b>Smart, N.</b>	<b>127</b>	Sohn, J.W.	P2716
Sivitskaya, L.	P3730	Smedegaard, L.	P6565	Soholm, H.	4826
Sivitskaya, L.N.	P1792	Smedira, N.G.	6049	Soininen, L.	P801
Siwolowski, P.	P1175	Smekal, A.	P1427	Soininen, P.	3946, P5503
Six, A.J.	P2872, P2873	Smete, O.	P5218, P6166	Sokal, A.	2379
Sixt, S.	5965	Smilde, B.J.	5862	Sokolov, M.	P6546
Sjaarda, J.	P2426	Smiseth, O.A.	P750, P754, P755, P769, 1328, 2081, 4261, P6278	Sokolova, O.	P5466
Sjaastad, I.	174	Smit, N.	1886	Sokolowski, M.	P1175
Sjaastad Norden, E.	174	Smith, D.H.	1287	Soladoye, A.A.	P4517
Sjauw, K.D.	4233	Smith, J.	4279	Solanes, N.	P5912
Sjogren, H.	P6480	Smith, N.P.	P550	Solano, A.	P3520
Sjogren, M.	P1376, P3551	Smith, R.	P1155, P2500, P4091, 5149	Solano-Lopez Morel, J.M.	P199, P1415
Sjolin, I.	P3127	Smith, S.C.	4061	Solar, M.	P638
Skacic, V.	P2709	Smith, V.	P2792	Solari, D.	P3520, P5908
Skala, T.	P651, P4772	Smits, A.M.	P2617	Solarino, G.	1014
Skalsky, I.	P2648	Smits, P.C.	P1829	Solberg, E.E.	5834
Skaltsounis, L.	P2740	Smolis-Bak, E.	P791	Solcanova, A.	P2448
Skeldal, S.	P1593	Smulders, M.W.	4069	Soldati, E.	P219, P3500, P5369
Ski, C.F.	P3621	Smulders, Y.M.	4819, 5015, 5837	Soldatova, A.M.	P2686
Skibsbye, L.	P4453	Snaterse-Zuicdam, M.	P2417	Sole Gonzalez, E.	P775, P6417
Skjogeth, F.	1356	Sng, G.	P5521	Soler, C.	P3483, P6326
Skjorten, I.S.	P3578	Sniderman, A.	P1704, 3041	Soler-Botija, C.	P2611, P2621, P5914
Skjoth, F.	P6551	Snoek, J.A.	4026	Soler-Martin, R.	P3145
Sklavou, G.	P2151, P4304	Snyder, C.	P5608	Solheim, S.	P6542
Skliros, N.	P811, P1180, P2475, P4084, P4389, P4646, P6408	Snyder, M.P.	P2624	Soliman, M.A.S.	P1423
Skoda, J.	P2403, P5314	Snygg-Martin, U.	2110	Solimman, O.I.I.	P5549
Skoglund, P.H.	276	So, T.	P4736	Solimene, F.	P5332
Skoiien, W.	P1199	Soares, C.	P1497, 3819	Solli, A.	P790
Skonieczka, S.	P3378	Soares Jr, J.	P3529	Solmaz, H.	P4368
Skopal, J.	P3541	Soares Junior, J.	P2799	Solntsev, V.	P2714
Skopets, I.	P3628	Sobczak, M.	P3475	<b>Solomon, S.</b>	<b>274</b>
Skoric, B.	18, P2657, 3016, 5962	Sobey, C.G.	P4977	Solomon, S.	1955, 5086
Skoro-Sajer, N.	P6487	Sobiczewski, W.	P1376, P3551	Solomon, S.D.	P229, P230, 1015, 1016, P1173, P1647, P1658, 1892, P2759, P4590, P4955, 5126
Skoruppa, C.	P706	Sobien, B.	P1487, P2814, P3737, P5587	Soloveva, A.	P5453
Skoularigis, J.	P6384	Sobkowicz, B.	P2791, P3707, P4694	Solymoss, S.	P1431
Skoumas, I.	P2717, P2738, P4646	Soboleva, A.V.	P4456	Soma, K.	P4547
Skoumas, J.	P719, P826, P1468, P1482, P3678, P4596, P4641	Sobotka, P.A.	3997	Somarathne, R.	P1706, P1709, P1710, P3634, P3784
Skromna, A.	4279	Sobral, S.	P1555, P1556, P5311	Somaschini, A.	P1864, P2830, P3102, P4625, P5630, P6204
Skrzypek, M.	P3393, P3505, P5520	Sobue, Y.	P2609	Somers, V.	P3130
<b>Skulstad, H.</b>	<b>264</b>	Sochanowicz, B.	2259, 2373, P4599	Somers, V.K.	P1641, P1686
Skulstad, H.	P750, P754, P755, P769, 4261, P6278	Sochett, E.	P6323	Sommariva, E.	P4503
Skurk, C.	P1504, P4570, P5182	Soderberg, S.	P2428, 4054	Sommer, A.	P6259
Skvortsov, D.A.	P4639	Soeda, T.	P4406, P4433, P5288	Sommer, P.	P656, 1294, P4477, P5318, P5360
Skytta, T.	P4346	Soegaard, P.	2306, 2307	Sommers, V.	3997
Slaar, A.	P3493	Soegaard, R.	P5467, P6404	Sommese, C.	P1666
Slabiak-Blaz, N.	P5397	Soehalim, E.	P1602	Son, J.	P1448, P1653
Slagman, A.	P3786	Soehlein, O.	P2631	Son, J.W.	P926, P1591, P2820, P3775, P5192, P5355
Slama, M.S.	P521, P2387, P2795, 5144	Soeiro, A.	P3529, P6561	Sonagliani, A.	P3666, P6483
Slama, R.	P4789	Soeiro, M.C.F.A.	P6561	<b>Sondergaard, L.</b>	<b>200</b>
Slapikas, R.	P3315	Soeki, T.	P957, P1806, P2552, P4105, P6556	Sondergaard, L.	P753, 3939, 6017
Slart, R.H.J.A.	P2388, P4540	Soendergaard, L.	P895	Sone, T.	P4493
Slater, S.	P6114	Soerensen, M.H.	5069	Song, F.Y.	P741, P745, P4373, 4934
Slaughter, M.S.	4872	Soerensen, N.	P4790	Song, H.-N.	P574, P580, P5345
Slavik, L.	4215	Soerensen, N.A.	P4793	Song, H.	P2816
Slawek, D.	P1869	Soerensen, U.S.	P4453	<b>Song, J.-K.</b>	<b>314</b>
Sledz, J.	P3518	Sofi, F.	P1702, P2726	Song, J.-K.	3834
Slemenik-Pusnik, C.	P5206	Sofias, J.	P1408	Song, J.-S.	P4506
Sliwa, K.	P4384, P4576	Soflai Sohee, S.	P622, P2397	Song, J.	P2630
Sliwa-Hahnle, K.	378, 2252, 3044, 3046, 3048, 5731, 5748	Soga, F.	P3314	Song, J.K.	P2443, P5529, P6462
Sliwinski, P.	3997	Soga, Y.	P587, P588, P591, P593, P600, P3406, P3420, P6421		
Slots, T.	P2535	Sogaard, P.	5829		
Slovut, D.	P4135	Sogo, M.	P6582		
		Sogorb, F.	P6436		
		Sogorb-Garri, F.	P1524		
		Sohail, M.R.	P4378		



## Chairpersons & Judges / Speakers & Discussants / Authors Son – Sta

NAME	PAGE(S) / PROGRAMME NR(S)	NAME	PAGE(S) / PROGRAMME NR(S)	NAME	PAGE(S) / PROGRAMME NR(S)
Song, J.M.	P2443, P5529, P6462	Sousa, N.	P5569	Spronk, H.M.H.	3944
Song, P.-S.	P3409	Sousa, P.	P3444, P5361	Spyrou, G.	P616, P826, P1478, P1522, 5107
Song, P.S.	3311, P3442	Sousa, R.	P1495	Squadrito, F.	4929
Song, S.J.	P630	Sousa Casasnovas, I.	P4785	Squara, P.	P2449
Song, S.K.	P2202, P2842, P2857	<b>Sousa Uva, M.</b>	<b>139, 259</b>	<b>Squire, I.B.</b>	<b>148</b>
Song, W.	P4751	Sousa Uva, M.	188, 1269, 1271, 2069,	Squizzato, A.	P3711
Song, Y.-S.	P3409		P2157	Sramek, M.	P5169
Song, Y.B.	P250, P4112, P6519	Souteyrand, G.	3074, P4435	Sramko, M.	P1580, P5312
Song, Y.H.	1345	Souto, A.C.	P5500	Srbinovska Kostovska, E.	P6162
Songy, B.	5140	Souza, G.E.	P6361	Srej, M.	P5300
Sonin, D.L.	P515	Souza, H.C.C.	P5513	Sri, A.	P5442
Sonne, C.	2116	Sovova, I.	P4772	Sri Bhashyam, S.	P481
Sonoda, K.	P3471, P4315, P5382	Soyama, Y.	P855	Srichana, W.	P789
Sonoda, M.	P1766, P1817, P3607	Sozen, H.	P1439	Srinivas, K.H.	P2520
Sonoda, S.	P1852, P2705, P4409, P4425, P4437	Sozzi, F.	P945	Srinivasan, N.	P5331
	P2710	Spaak, J.	P936, P6570	Srinuttisopak, A.	P789
Soon, D.	P2710	Spaccarotella, C.	P4339, P5285, P6106	Sritara, P.	P1724, P2727, P3674, P5497
Soon, J.L.	P3112	Spacek, M.	4064	Staab, W.	P892
Soong, T.W.	P3112	Spadotto, V.	P1798	Staal, A.H.J.	4187
Sorbets, E.	5141	Spagnoli, V.	3075, P3790	Stabile, E.	298, 1347, P3096
Sorbo, A.R.	P657	Spagnolo, P.	P1144	Stabile, G.	2383, P3504, P3506, P3527, P5332, P5369
Sorensen, H.T.	P5599	Spai, S.	P1465	Stabryla-Deska, J.	P1652, P3331
Sorensen, J.	6080	Spannbauer, A.	P5308	Stacey, B.	P3684
Sorensen, J.T.	57, 59	Spanos, A.	P906	Stachel, G.	P4690, P5523, P5531, 6616
Sorensen, L.	2130	Spasic, M.	P6541	Stachon, P.	P2408
Sorensen, P.	P1796, P1797	Spathis, A.	P2849	Stadler, S.	P1655
Sorf, J.	5090	Spaulding, C.	P6111, P6547	Stadler, T.M.	4930
Sorge, R.	P2711	Spaulding, C.S.	124, 1306	Staelhli, B.	4930
Soria, J.C.	P4357	Spaziano, M.	P570, P578, 4270, P4674, P5536	Staelis, B.	P1171, P5902
Soria, R.	P625, P2156		1135	Staeupfli, S.F.	P2756, P6324
Soriano, J.	P2413	Spazzolini, C.	P3652	Staerk, L.	P1530, 1875, 2066, P2553, P2563, P2568, P2573, P4102, P5172, 5963
Soriano-Gabarro, M.	3302	Specchia, C.	P4301	Staessen, J.A.	P1665, P4598
Sorimachi, H.	P1674	Spedicato, L.	P4301	Stafeev, Y.	P3654
Sormani, M.P.	P2198	Speer, T.	P609, P1171	Stafylas, P.	P3632, P5206
Sorrentino, R.	P4723	Speerschneider, T.	P4453	Stahle, E.	6080
Sorrentino, S.	P4339, P5285, P6106	Speidl, W.S.	P4782, P4800, P4801	Stahl, B.E.	P2804
Sorriento, D.	P1605, P5404, P5405	Speiser, U.	P1164	Staicu, C.	P4392
Sorysz, D.	P624, P5389	Spence, M.	P5254	Stalleiken, D.	P4110
Sosa, S.G.	P5005	<b>Spencer, S.</b>	<b>76</b>	Stam-Slob, M.C.	P4657
Sosdean, R.	1017	Spentchian, M.	P623, P2399	Stamatelopoulos, K.	P703, P2476, P5162, P6243
Sosner, P.	P3641	Spera, F.R.	P1809	Stambach, D.	6089
Sosnowski, M.	P5239, P6247	Sperandio, P.A.	P5480	Stamenkovic, B.	P4303
Sosnytska, T.V.	P677	Speranza, V.	P6154	Stammet, P.	2366, P4777
Sosnytsky, V.N.	P677	Sperling, L.	3264, 4250	Stampfer, M.J.	P2719, P3640
<b>Sossalla, S.</b>	<b>255, 269</b>	Sperrin, M.	P210, 3823, P5899	Stampfli, S.F.	P733, P2804
Sossalla, S.	P2171, P3111	Sperry, B.	P6143	Stan, D.	P4546
Sossalla, S.T.	P3598	Spescha, R.D.	P711	Stancanelli, B.	P207
Sota, T.	P796	Spielholz, N.I.	P5477	Stanculescu, G.	P482
Sotiropoulou, P.	P1189, P2803	Spiering, W.	P3644, 3996, P5212	Stanczyk, B.	P5207
Soto Loureiro, F.	P5943	Spiering, W.S.	271	Standl, E.	1083, 2003
Sotoudeh, M.	P4697	Spieß, M.	P1675, P4348	Stanely, P.	P1391
Sottrup, M.B.	P5475	Spikowski, J.	P3518	Stangl, K.	P850, P4535
Souba, J.	P3425	Spillmann, F.	P5570	Stangl, V.	P4535, P6490
Soujeri, B.	P5924	Spina, G.S.S.	P6456	Stanfler, J.W.	P5893
Soulard, S.	P2554	Spinar, J.	P1661, P1663, P5198	Stankovic, D.	P3582
Soulat, G.S.	P5890	Spinarova, L.	P1661, P6502	<b>Stankovic, G.</b>	<b>29</b>
Soulat Dufour, L.	P1443, P4357	Spinarova, M.	P3593	Stankovic, G.	P212, P949, P3355, P3443, P3450, P3452, P3457, P4132, P4307, 4895, 5148, P5271, P5282, P5644, P6201, P6202, P6226, P6228, P6241
Sourlas, N.	P2583	Spinetti, P.	P1464, P2394	Stankovic, S.	P3452, P6201, P6226
Sousa, A.	P1788, 5865, P6147, P6148	Spinetti, G.	P225, P3652, P5915	Stankovic Stojanovic, K.	P242
Sousa, A.C.	P802, P1614, 3269, P4123, P5928	Spirito, P.	1344	Stannett, C.	P2731
	P5513	Spiroski, I.	P6195	Stanojevic, D.	P2676
Sousa, A.G.M.R.	P5513	Spirydonau, S.V.	P3685	Stanton, A.D.	P1703
Sousa, A.M.G.	P1747	Spitzer, E.	P5549	Stanzola, A.A.	P4376
Sousa, D.	P4993	Spitzer, S.G.	P1394	Stanzione, R.	P1168
Sousa, F.	P1638	Sponga, S.	P1394	Stare, J.	P6411
Sousa, I.	P2413, P4769	Sponseller, C.	P717		
Sousa, J.	P5311	Sponzilli, C.	P2887		
Sousa, J.E.	P1747	Sposito, A.C.	5119		
Sousa, L.	P1486, P1795, 3819, P5280	<b>Springer, J.</b>	<b>148</b>		
Sousa, M.	P747	Springer, J.	2101		
Sousa, M.J.	P2702				

# Chairpersons & Judges / Speakers & Discussants / Authors Sta – Str

NAME	PAGE(S) / PROGRAMME NR(S)	NAME	PAGE(S) / PROGRAMME NR(S)	NAME	PAGE(S) / PROGRAMME NR(S)
Stark, K.	6005	Stella, S.	P1144, P1750, P3339	Stone, G.W.	P255, P3103, 3308, P3439, P4308, P4309, 5079, P5167, P5641, P5648, 6045
Starling, I.	2142	Stellos, K.	5056	Stone, P.H.	P2407, 2988
Stasch, J.P.	P1726, 2262	Stempfel, S.	P816	Storcksdieck, S.	3035
Stasinopoulou, M.	P5297	<b>Stender, S.</b>	<b>312</b>	Storey, R.	P5640
Stasinou, V.	P2145	Stenemo, M.	P1734	Storey, R.F.	324, 326, 328, 3214, 3218, 3310, P4537, P5600, 5970, 6004, P6231
Stassaldi, D.	P4388	Stengaard, C.	4232	Stork, S.	P5458
Stathogiannis, K.	P845, P853, P1142, P3692, P3706, P4319, P4648, 4931	Stenseth, R.	P2485	Storm, G.	P4586
Statton, B.	5751	Stensvold, D.	385	Storsten, P.	P750, P754, P755, P6278
Staubach, S.	P617	Stenzig, J.	P3560	Stortecky, S.	P1748, P4675, 6598
Stauber, A.	P3738	Stepanovic, J.	P782, P3367, P5439	Storti, C.	P4457
Stauffer, J.-C.	P942	Stepien, E.	P4530	Storti, S.	P5464
Stavenchuk, T.V.	P533	<b>Stepinska, J.</b>	<b>99</b>	Stougiannos, P.	P3635
Stavric, M.	P6541	Stepinska, J.	398, P3499, P4100, 4231, P5901	Strabelli, T.M.V.	P4994
Stavridis, G.	P2687	Stepniewski, J.	P6261	Strabelli, T.V.	P3529
Stea, F.	1086	Stepper, W.	P851, P3693	<b>Straburzynska-Migaj, E.</b>	<b>308</b>
Stec, S.	P3518	Stepura, A.	P2840, P3750, P5629, 5987	Straburzynska-Migaj, E.	4841, P6388
Stechovsky, C.	4064, P4410	Stergiopoulos, N.	2056	Strachan, F.	P4791, 4830
Steads, R.	P883, P1531	Steringer-Mascherbauer, R.	P2681	Strachan, F.E.	P4788
Steedijk, P.	P776, P5559	Steriotis, A.	P237	Strachan, P.	1235
Stefanadis, C.	P1465, P2143, P2473, P2717, P2738, P3429, P3678, P4434, P4596, P4641, P4644, P6100	Sterlinski, M.	P791	Strachinaru, M.	4260
Stefanescu, A.	1116	Stern, D.	P839	Strack, C.	P1655
Stefani, G.P.	393	Stern, M.	P555	Stradling, J.R.	P640
Stefani, L.	P3626	Sterneberg, M.	P3496	Straessler, E.	P4552
<b>Stefanidis, A.</b>	<b>157</b>	Sterz, F.	P689, P4766	Strand, S.	P722
Stefanini, G.	P4092	Steven, S.	P646, P722, P4110, P5411	Stranecky, V.	P3723
Stefanini, G.G.	P256, P3439	Stevenhagen, Y.J.	3299, P5338	Strassberg, B.	P1639
Stefanis, L.	P1499, P4412	Stevens, D.	P4653	Strasser, R.H.	P1164, P1490, P1753
Stefanone, V.T.	P4126	Stevens, E.	P3111	Stratil, P.	P4766
Stefanovic, B.	P3384, P3749, P5644, P6420	Stevens, R.D.	P1671	Stratmann, B.	P718
Stefanutti, C.	P1709	Stevens, S.	2365	Stratz, C.	P3804, P5003, P5603, P5605
Steffel, J.	1293, 1295, 1297, 3000, 3002, P6324	Stevenson, J.	P2437	Straub, R.	P5226, P5227
Steffen, D.A.	P893	Stevenson, L.W.	P2179	Straub, S.	2127
Steffenino, G.	P3424	Stewart, J.	311, P1825, P3412	Strauch, B.	1288
Steffens, D.	P718, P4538	Stewart, S.	P3614, P3677, P4458	Strauss, C.	P1838, P5608
<b>Steffens, S.</b>	<b>254, 310</b>	Steyerberg, E.W.	P6415	Strauss, H.W.	P1801
Steffens, S.	P2631	Steyn, H.S.	P3404	Strauss, M.	5883, P6291
Steffensen, F.	P6404	Sticherling, C.	2297, P2607, P3328, P3508, P4478, P6304	Stravopodis, P.	P3771
Steffensen, F.H.	P1853	Sticherling, C.H.	P6292	Srazhesko, I.	P2174
Steffensen, R.	P5430	<b>Stiermaier, T.</b>	<b>245</b>	Srazhesko, I.D.	P4639
Steg, G.	P4616	Stiermaier, T.	P6140	Streb, W.	4938
<b>Steg, P.G.</b>	<b>89, 207, 210</b>	Stivala, S.	P1171, 4866	Strebel, I.	P1679, P2663, P2876
Steg, P.G.	422, 423, 424, 426, P916, 1214, 1215, P1701, 2219, P3103, P3109, 3310, P3439, 4061, P4095, 4246, 5053, P5600, P5648, 5732, 5816, P5929, 6045, P6231, 6601	Stock, C.H.	P1654	<b>Streckfuss-Boemeke, K.</b>	<b>74</b>
Steg, P.G.S.	P5574	Stock, P.	3246, P4560	Streckfuss-Boemeke, K.	P739, 3193
Steggerda, R.C.	P1188	Stocker, D.	6614	Strelnikov, A.	P607, P3108, P4454
Stegnar, M.	P6411	Stockhausen, S.	6005	Streltsova, L.	P2174, P5385
Stehli, J.	P517, 4910, P4953, 6089	Stockinger, J.	P3508	Stremmel, C.	P5383
Stehouwer, C.D.A.	P799	Stockman, D.	P5174	Strenner, M.	P1446
Steidl, A.	P3513	Stodolkiewicz, E.	P5594, P6550	Stricagnoli, M.	P5438
Steidl, P.	P5525	Stoekigt, F.	P3566	Stridh, M.	P3492
<b>Steigen, T.K.</b>	<b>417</b>	Stoehr, R.	P5410	Stridsberg, M.	P734
Stein, E.A.	P5582	Stoel, M.G.	P1414, 2279	Stridsberg, M.N.	P2186
Steinberg, J.	P2556, P5316	Stoellberger, C.	P6448	Stringa, N.	P4626
Steinberg, J.S.	P607, P5375	Stoerk, S.	P758, P881, P884, P2651, P5165, P5512, 5979, P6124, P6396	Strisciuglio, T.	1347
Steine, K.	P4587	Stohr, R.	3945	Stroer, S.	P5890
Steine, K.S.	P3578	Stoia, M.A.	P1151	<b>Stroes, E.</b>	<b>133, 309, 321</b>
Steinhagen-Thiessen, E.	5777	Stoian, M.	P5638	Stroes, E.	P1706, 1967, 1970, 2271, 3868, 4847, 5018, 5775
Steinke, E.	4812	Stoica, S.C.	6088	Strohbach, A.	P726
Steinlechner, B.	1369, P2888, 4833	Stojakovic, T.	P1166	Strohm, H.	P617
Steinmetz, M.	P892, P4978	Stojanovic, S.	P3395, 4027	Strojek, K.	P6358
Steinvil, A.	P931, 1289, P1585, P2761	Stojanovic, S.S.	P6184	Stromberg, A.	363, 1325, P5489, P6418
Steinwender, C.	P1849	Stojkovic, T.	5973	Strong, C.	P6371
Stella, F.	P687	Stokwizewski, J.	P6583	Stroy, D.O.	P4461
Stella, P.R.	P4669, P6458	Stolfo, D.	P498, P3732, P3805	Strozzi, M.	P3450, P3457
		Stollnberger, G.	P5204, P5207	Strueven, A.	2134
		Stolt, M.	P6104	<b>Struijker-Boudier, H.A.J.</b>	<b>246</b>
		Stone, G.	2997, 4871, 5013	Struijker-Boudier, H.A.J.	3847, 3852
				Strunk, G.	P5918

## Chairpersons & Judges / Speakers & Discussants / Authors Str – Swe

NAME	PAGE(S) / PROGRAMME NR(S)	NAME	PAGE(S) / PROGRAMME NR(S)	NAME	PAGE(S) / PROGRAMME NR(S)
Strunz, C.M.C.	P723, P5602	Sugi, K.	P1659, P3757, P6368	Sungur Biteker, F.	P1439
Struthers, A.D.	1018, 6078	Sugie, M.	5882	Sunman, H.	P3753
Strymish, J.S.	P6168	Sugimachi, M.	P1147, P3118, P4470, P4582, P5247, P5248, P5432, P5617	Suojaranta-Ylilinen, R.	P801, P1512
Stryuk, R.I.	P1460	Sugimoto, K.	P1769	Supervia-Pola, M.	P1686
Strzelecki, M.	P3378	Sugimoto, T.	P4597	Suran, M.C.B.	P1570, P6294
Stuckey, D.	387, 2257	Sugimoto, Y.	P2715	Surber, R.	P611
Stuckey, T.D.	P4309	Sugimura, H.	P3757	Surder, D.	P3456
Stugaard, M.	P197, P2149	Sugimura, K.	P766, 2131	Surowiec, S.	P6220
Stugiewicz, M.M.	P1619	Sugioka, K.	P1501	Suryapranata, H.	P3788, P4778, P5290, P6198
Stuijzand, W.	P6520	Sugita, Y.	P716	Sus, I.	P2865
Stuijzand, W.J.	4242	Sugiura, A.	P3579	Susana, A.	P238
Stukalova, O.V.	P4474, P4476	Sugiura, E.	P3121	Susen, S.	P848, P5902
Stumpf, C.	P2850	Sugiura, T.	P208, P560, P1731, P3405, P4613, 4915, P4959	Suskin, N.	47
Stumpf, T.	4199	Sugiyama, E.	P674, P679	Suslina, E.	P4361
Stumvoll, M.	P2719	Sugiyama, H.	P1592	Suszko, A.	P6248
Stunder, D.	P6297	Sugiyama, K.	P589	Sutaria, N.	P585
Stundl, A.	P2422, P4671, P5535	Sugiyama, T.	P2534, P4403	Suter, T.	P742
Stundl, A.S.	P4672	Sugizaki, Y.	P4761	<b>Suter, T.M.</b>	<b>375</b>
Sturla, F.	P548	Suh, J.W.	P5642, P6363	Suter, T.M.	994, 4875
Stutzbach, P.G.	P2885	Suh, S.Y.	P1680	Sutton, C.	1351
Stynes, G.	P2542, P2544	Suh, Y.S.	3308	<b>Sutton, R.</b>	<b>374</b>
Su, C.H.	P2728, P3639, P5913	Suita, K.	P5920	Sutton, R.	P3525, 4219, 4221, P5905
Su, W.	P3356	Sukhi, A.	P1695	Suty-Selton, C.	P1187
Su, Y.	P5403, P6262	Sukru Karaca, O.	P6576	Suwa, S.	P2862, P3515, P5939, P6237
Su, Y.D.	P2633	Sulaiman, K.	171, P1627	Suwa, S.S.	P3655
Su, Y.G.	P5577	Suleiman, A.	P5218, P6166	Suyker, W.J.	P2196
Suades, R.	P3791	Suleiman, I.	P6166	Suzuki, A.	P1791, P1871, P3618, P3724, P5461, 5882, P6258, P6274
Suarez De Lezo, J.	P2438, 4939, 4947, P5259, P6210	Suligoj, B.	P2452	Suzuki, H.	P235, P766, P941, P1769, P3466, P4524
Suarez De Lezo, J.O.S.E.	4947	Sulimov, V.A.	P2800, P6497, P6501	Suzuki, J.	P6530
Suarez De Lezo Cruz Conde, J.	P1157, 1318, P2464, P4667	Sullivan, D.	P1709	Suzuki, K.	P865, 2131, P2433, P3360, P3370, P5937, 6058
Suarez De Lezo Herreros De Tejada, J.	P1157, P2438, P2464, P4667	Sultan, M.	P5231	Suzuki, M.	P804, P911, P1562, P1659, P3761, P3768, P4365, P4402, P4761, P5230, P6368, P6521, P6536
Suarez De Lezo Jr, J.	P6210	Sultan, O.	P5357	Suzuki, S.	P1404, P3676, 4252
Suarez Mier, M.P.	P2808	Sulzgruber, P.	P233, P1662, P4766	Suzuki, S.S.	P1182
Suarez-Mier, M.P.	P887	Sumi, T.	P1377, P2724	Suzuki, T.	P1140, P2147, P2540, P2700, P3422, P3618, P4495, P5315, P5323, P5461
Subbotina, T.	P4338	Sumikura, H.	P5903	Svedlund, S.	P4374
Suberviola Sanchez-Caballero, V.	P5111, P6488	Sumimoto, T.	P537, P1664	Svensden, J.H.	1129, P2561, P2707, P3487, P4453
Subirana-Domenech, M.T.	P249	Sumitomo, N.	P681	Svensden, J.H.S.	P2698
Subota, V.	P6541	Sumitsuji, S.	P4395	Svensden, J.S.	P1582
Subotic, B.	P3709	Sumiyoshi, M.	P5321	Svensden, L.T.	P5475
Subotic, I.	P3384, P3749, P6420	Summers, S.A.	P3633	Svennberg, E.	P1692, 3072, P3492
Subramanian, M.	P3718, P3719	<b>Sun, A.</b>	<b>35</b>	Svensson, A.-M.	44
Such, L.	P3483	Sun, A.	P6267	Svensson, L.	6079
Such, M.	3947	Sun, B.J.	P4360	Svensson, L.G.	P5933
Such Belenguer, L.	P3561	Sun, C.	P762, P2806	Svensson, P.	276, P4794, P4798
Such-Miquel, L.	P3483	Sun, X.	1280	Svensson, T.	3268
Sucu, M.	P4522	Sun, Y.	4864	Sverdlov, A.L.	P234, P3688
Sud, M.	1019	Sun, Y.H.	P5616	Svetlikov, A.	P1477
Suda, M.	P1595, P1623, P2175, P4556	Sunagawa, G.	P2644	Svetlosak, M.	P3508
Suda, S.	P716, P5455	Sunagawa, K.	P1772, P2644, P3136, P3138, P6484	Svezia, B.	P551, P2668, P5421
<b>Sudano, I.</b>	<b>156</b>	Sunagawa, Y.	P1608	Svitil, P.S.	257
Sudo, K.	P4618	Sunami, H.	P2685	Swaans, M.J.	P572, 1933, 1934
Sudo, Y.	P1659	Sunamura, M.	P3343	<b>Swahn, E.</b>	<b>244, 308</b>
Suedfeld, S.	P228	Sunamura, S.	2131	Swahn, E.	P1837, P3630, 5078
Suenaga, H.	P2532, P3354, P3751, P4964	Sunbul, M.	P1633	Swan, L.	P245, P876, P2811, P3740, 5748
Suenari, K.	P5322	Sundararajan, S.	5966	Swarup, V.	P3612
Suffee, N.	P4511	Sundarshan Bhandari, S.	P2732	<b>Swedberg, K.</b>	<b>26</b>
Suga, N.	P3579	Sunde, K.	P1194	Swedberg, K.	P229, P230, 1015, 1016, P1658, P4590, 5126
Sugahara, M.	P855, P6495	Sunden, M.	P5582	Sweeney, M.	P2837
Sugai, T.	P1637, P1733, P4602	Sundqvist, M.	P2437	Sweeney, M.O.	5089
Sugai, Y.	P5340	Sundstrom, J.	276, P1734	Sweeny, J.	P5004, P6225
Suganami, H.	P5891	Sung, J.	P1728, P4118, P6403		
Sugano, A.	P1636, P4347	Sung, J.W.	P1181		
Sugano, T.	P954	Sung, K.T.	P768, P1397, P1440		
Sugano, Y.	P3595, P3613, P3682, P4685, P6359	Sung, P.H.	P2509, P2513, P2632, P3544, P4960		
Sugawara, H.	P1600	Sung, S.-H.	P757, 1120		
		Sung, S.H.	1013, P1625, P3616, P4381, P6353, P6376, P6394, P6395		

## Chairpersons & Judges / Speakers & Discussants / Authors Swe – Tak

NAME	PAGE(S) / PROGRAMME NR(S)	NAME	PAGE(S) / PROGRAMME NR(S)	NAME	PAGE(S) / PROGRAMME NR(S)
Sweeting, J.	P1682	<b>Taborsky, M.</b>	<b>94</b>	Takahashi, A.	P834, P1471, P1516, P2534, P2683, P4403, P4407, P5347, P5496
Swerdel, J.N.	P4799	Taborsky, M.	P651, 1288, 1298, 3000, 3002, 4215, P4772, P4776, P5206, P5576, P6101, P6276	Takahashi, H.	288, P486, P612, 1362, P1402, P1562, P1637, P1733, P1860, P2431, P2512, P2515, P2519, P2720, P2722, P2733, P3637, P4413, P4464, P4602, P5287
Swiatkowski, A.	P2875	Tabuchi, H.	P5321	Takahashi, J.	P1640, 3817, P4961, P6373
Swiecki, P.	P3779	Tacchi, C.	P943	Takahashi, K.	P537, P1664, P3550, P5449
Swierad, M.	P2875	Tachibana, E.	1362	Takahashi, N.	P1735, P5416, P6107
Swietlinska, M.	P477, P3505	Tachibana, K.	P4395	Takahashi, S.	P716, P1398, P2407, P3545, P4618, P5321, P5408
Swim, M.	P2625	Tachibana, M.	P1592	Takahashi, S.T.	P4498
Swirski, F.	4864	Tachmatzidis, D.	P5356	Takahashi, T.	P1637, P1733, P4602
Swirski, F.K.	P2408	Tacke, F.	P5410	Takahashi, Y.	P2745, P2747, P5546, P5935
Swissa, M.	P6435	Tada, A.	P5476	Takai, A.	P1432, P3605, P6095
Swoboda, P.	P3602	Tada, H.	183, 184, P821, P1450, P1503, 2137, 3267, P3658, P4610	Takai, M.	P865
Sychenko, Y.	1368	Tada, N.	P852, P4136	Takaishi, A.	P1865, P3100, P3101
Sychow, O.	P6310	Tada, T.	P1413, 3293, P3410, P4096, P5258, P6205, P6543	Takaki, H.	P1768
Sychov, O.S.	P4461, P4467	Tadaki, S.	P6373	Takako, H.	P6385
Sydo, N.	P781	Taddei, C.	P3596, P4571, P5204	Takakubo, H.	P5911
Sydo, T.	P781	<b>Taddei, S.</b>	<b>325</b>	Takama, N.	P1674, P5444, P5445
Synetos, A.	P845, P853, P1142, P2841, P3692, P3706, P4319, P4648, 4931	Taddei, S.	1086, 1960, 1965, 3226, P4976	Takama, T.	P590, P595, P602, P3785, 4063, P6532
Syokoku, G.	P535	Tadel-Koojancic, S.	P5200	Takami, H.	P2705, P4409, P4425, P4437
Syouno, A.	P4761	Tadeusz Przewlocki, T.	P599	Takami, M.	P1466, P1859, P6523
Syromyatnikova, T.N.	P3387	Tadic, M.	P1442, P6180, P6405	Takami, Y.	P592
Syrseloudis, D.	P780, P2502	Tadiello, M.	P2398	Takamura, K.	P5321
Syrtoeva, Y.	P2168	Tadokoro, H.	P3555, P6385	Takamura, M.	P1450, P1551, 2137, P3542
Sysusenkova, E.	P4361	Tadros, V.X.	3075	Takamura, T.	P954
Szabo, C.	P2627	Taeymans, J.	P2679	Takanashi, S.	P864, P4679
Szabo, G.	P727, P2637	Tafflet, M.	P1187, P5505, P5568, P6474, P6547	Takano, H.	P3555
Szabo, L.	P236, P4369	Tagami, T.	P641	Takano, H.	P5177
Szabo, T.	P5300	Taggart, D.P.	5874	Takano, M.	P2541
Szabolcs, Z.	P2637	Tagliamonte, E.	P3362	Takano, S.	P2541
Szarapak, L.	P4763	Tagliamonte, M.R.	P3362	Takaoka, N.	P2469
Szczekliak, W.	P5594, P6550	Tagney, J.	40	Takasaki, A.	P980
Szczesniak-Stanczyk, D.	P5204, P5207	Taguchi, S.	P715, P3777, P3814	Takasaki, K.	P542, P714
Sze, S.	P4324	Taha, N.	6086	Takase, H.	P208, P1731, P3405, P4613, 4915
Sze, S.K.	P3794	Taha, S.	P254, P2159	Takashima, H.	P1871, P4736
Szebeni, J.	4284	Tahara, N.	P1860	Takashima, S.	P1551, P3542
Szegedi, N.	P5300	Tahara, S.	P3436, P4438	Takashio, S.	P3595
Szeiffova Bacova, B.	P2173	Tahara, Y.	P641, P3486, P4756, P4771, P6572	Takasu, K.T.	P2789
Szeplaki, G.	P5300, P6252, P6273	Tahir, E.	1346	Takasugi, M.	P652
Szeto, K.	P5471	Tahirovic, E.	P2676, P6344	Takasugi, N.	P652, P663, P672
Szili-Torok, T.	P5318	Tahk, S.-J.	P1383, P4393	Takata, K.	P1165
Szilveszter, B.	P553, P1799, P5222, P5519	Tahy, A.	P2695	Takata, Y.	P5452, P5463
Szoelloesi, G.-A.	P3494	Tai, S.B.	P2879	Takatani, Y.	P5296
Szoelloesi, A.	P4484	Taibo, M.	P2468, P4656, P6268	Takatsu, H.	P1432, P3605, P6095
Szpakowicz, A.	P4567	Taibo Urquia, M.	P1667	Takatsu, Y.	P5220, P5324
Szuk, T.	P1835	Tain, Y.L.	290	Takatsuki, S.	P680, P1564, P5334
Szulik, M.	P1652, P3331	Taira, E.	P2645	Takaya, T.	P1860
Szummer, K.	P4122, P6566	Tajer, C.A.	P2579	Takayama, M.	P4699, P6214
Szummer, K.E.	P2762	Tajer, C.D.	P2885	Takayama, S.	P208, P1731, P4613, 4915
Szumowski, L.	P3499	Tajstra, M.	P477, P692, 1012, P3353, P3462, P3505, P4603, P6194, P6358	Takayama, T.	P2821, P5633
Szwed, H.	P791, P3499, P4740, 5741	Takabayashi, K.	P6238	Take, Y.	P5340
Szydowski, L.	P3518	Takada, H.	P3314	Takebayashi, H.	P5158
Szymala, M.	4938	Takada, S.	288, P3557	Takeda, K.	5882
Szymanska, B.	P2856	Takafuji, H.	P6532	Takeda, N.	P4547
Szymanska, C.	1359, 2362, P2580	Takafumi, O.	P5336, P5349	Takeda, Y.	P4440
Szymanski, F.M.	P3090	Takagi, D.	P804, P2511, P5942, P6238, P6439	Takegami, M.	P1179
Szymanski, J.	P6230	Takagi, H.	P6246	Takei, N.	P2821, P5633
Szymanski, P.	P3703, P4687, P4998	Takagi, K.	P852, P4493, P5347	<b>Takeishi, Y.</b>	<b>77</b>
Szymczyk, E.	P1445, P3378	Takagi, M.	P1501, P1572	Takeishi, Y.	P1769, P1870
Szymczyk, K.	P1445	Takagi, Y.	P6427	Takeji, Y.	P591
Szymkiewicz, F.S.J.	P1164	Takahama, H.	P3595	Takekoshi, Y.	P1600
Szyszek, M.	P5207	Takahara, M.	P600, P4436	Takemoto, K.	P2442, P2829, P4353
Ta, S.	P2806	Takahara, Y.	P3136, P3333	Takemoto, M.	P4761
Taavitsainen, J.	4940			Takemura, G.	P3555, P6385
Taavitsainen, J.M.	P3549			Takemura, H.	P3542
Tabarale, T.	P718			Takenaka, H.	P4686
Tabata, F.	P3814				
Tabata, M.	P788, P3126				
Tabata, Y.	P5911				
Tabbebi, N.	P1760				
Tabert, H.T.	P4680				

## Chairpersons & Judges / Speakers & Discussants / Authors Tak – Tay

NAME	PAGE(S) / PROGRAMME NR(S)	NAME	PAGE(S) / PROGRAMME NR(S)	NAME	PAGE(S) / PROGRAMME NR(S)
Takehige, R.	P1466, P1859, P6523	Tan, R.S.	P846, P899, 1136, P3391, P3572,	Tarallo, A.	P2398
Takehita, K.	50, P751		P3675	Taramasso, M.	6614
Takehita, S.	P2532, P3354, P3751, P4964	Tan, S.H.	P3633	Tarando, F.	P752
Takeuchi, A.T.	P1589	Tan, T.-T.	P5345	<b>Tarantini, G.</b>	<b>146, 263</b>
Takeuchi, I.	185, P1377, P2503, P2724	Tan, T.C.	5752	Tarantini, G.	P1156, P3424, P6135, 6609
Takeuchi, M.	P6362	Tan, T.Y.Q.	P4701	Tarasenko, N.	P5387
Takeuchi, T.	P674, P679, P3121	Tan, X.	P4465	Tarasoutchi, F.	P2162, P4994, P6456
Takewa, Y.	P5903	Tan, Y.Q.	1136, P3391	Tarasov, A.V.	P3480
Takeya, M.	P5177	Tanabe, J.	P6246	Taravari, H.	P209
Takigawa, M.	P2401	Tanabe, K.	P3421, 3820, P4579	Taravelli, E.	2378
Takikawa, T.	P1612, P4643	Tanabe, M.	5146	Tarazon, E.	P1611, P3600, P4564
Takimura, H.	P590, P595, P602, P3785,	Tanabe, Y.	P674, P679, P4699	<b>Tardif, J.-C.</b>	<b>190</b>
	4063, P6532	Tanaka, A.	48, P1472, P2442, P2829, P2848,		P1173, 2915, 2918
Takizawa, K.	P4136, P5448		3082, 4288, P4353, P5261, P5591	Tardif, J.C.	P916
Takizawa, M.	P3615	Tanaka, F.	P3664, P4615, P5190, P5418,	Tardiff, J.C.	6601
Takken, T.	384		P5450	Targetti, M.	4238
Taku, T.	P1637, P1733	Tanaka, H.	P1766, P1817, P3314, P3410,	Targonski, R.	P4704
Takumi, T.	P542		P3607, P4096, 4286, P4554, P5258,	Tarin, N.	P805, P6535
Takushi, H.	3229		P6205, P6214, P6543	Tariq, A.R.	P4310, P6586
Takx, R.A.	P519	Tanaka, H.T.	P6335	Tarnoki, A.D.	P1799
Takx, R.A.P.	6604	Tanaka, J.	5882	Tarnoki, D.L.	P1799
Talajic, M.	P1557, P6299	Tanaka, K.	P3436, P5190, P5336, P5349	Tartuferi, L.	P3805
Talamali, A.M.	P4784	Tanaka, M.	P827, P2409, P3138, P5416,	Taruya, A.	P2829, P2848
Talavera, M.L.	P1670		P6107	Tarvainen, S.	P1476, P3549, 4940
Talavera Calle, P.	P746	Tanaka, N.	P600, 3080, P5336, P5349	Tarvasmaki, T.	P4787, P5198
Taldir, G.	P6569	Tanaka, R.	P204, P1140, P1417, P1432,	Tase, A.	P482
Taliani, G.	P3754		P2147, P3400, P3605, P4375, P4385,	Tase, A.G.	P482
Talib, A.	P674, P679		4935, P5217, P5323, P6095	Tasevska, I.	P812
Talini, E.	1014	Tanaka, S.	P788, P1500, P3126, P3323	Tasheva, R.	P1867
Talyzin, P.A.	P6562	Tanaka, T.	P208, P672, P947, P1731, P2149,	Tashiro, A.	P5217
Tam, E.	P633		P4613, 4915	Tasic, D.	P2709
Tam, F.C.C.	P5601	Tanaka, Y.	P797, P1450, 2137, P5347	Tasic, I.	P2709, P4303
Tama, N.	3293, P3658	Tanawuttiwat, T.	P3590	Tasic, N.T.	P6184
Tamada, T.	P252	Tanboga, I.	P3714	Taskinen, M.-R.	5118
Tamaki, K.	P1575	Tanboga, I.H.	1119, P4426, 4943	Taskoylu, O.	P3705, P4688
Tamaki, S.	P649, P1568, P1824, P2386,	Tang, A.	3820	Tasnic, M.	P5386
	P4584, 5106, 5143, P5348, P6351, P6352,	Tang, J.	P2710	Tassone, E.J.	P4342
	P6369, P6437, P6438	Tang, M.	1890, P2784, P3497	Tassone, P.	P4339
Tamaki, Y.	P843, P1740, P2494, P4708,	Tang, Y.	P2783	Tatami, Y.	P1404, P3676, 4252
	P5546, P6392	Tang, Z.Q.	P3633	Tatarinova, O.V.	P1460
<b>Tamargo, J.L.</b>	<b>205</b>	Tangalay, M.	P4595	Tataru, A.	P3611
Tamargo, J.L.	5085	Tangri, N.	P3326	Tatebe, S.	P766
Tamargo-Delpon, M.	P2798	Tani, S.	1362, P3637, P4413, P5287,	Tateishi, H.	P5549
Tamashiro, M.	P4387	Tanigaito, Y.	P5628	Tateishi, K.	6058
Tamborini, G.	P1761	Tanigawa, K.	P1739	Tatekoshi, Y.	P5185
Tamburino, C.	P868, 1041, P2159, P4683	Tanigawa, T.	P1820, P2203	Tatishvili, S.	P1684
Tamburrino, C.	3074	Taniguchi, A.	P4591	Tatlisumak, T.	P2516
Tamekiyo, H.	P2833	Taniguchi, M.	P5158	Tatsumi, E.	P5903
Tamil, A.	P3451	Taniguchi, N.	P1516, P5496	Tatsumi, H.	P1501
Tamilarase, A.	P2710	Taniguchi, R.	P5220, P5324	Tatsumi, K.	P5562
Tamita, K.	P2469	Taniguchi, T.	P2751, P3679, P4664, P5935,	Tatu, A.M.	P609
Tamosiunas, A.	P3660		P6365	Tatu-Chitoiu, G.P.	78, 80
Tamura, A.	P1453	Taniguchi, T.T.	P2758	Taub, R.	P3478
Tamura, H.	P856, P864, P2512, P4679,	Taniguchi, Y.	P1805, P5224	Tauchi, N.	P681
	P6237, P6452	Tanimoto, S.	P4579	Taupitz, M.	P4535
Tamura, H.T.	P3655	Tanimoto, T.	P1801, 3082	Tautu, O.	P545
Tamura, M.	P489, P3490, P4097	Tanimoto, Y.	P680	Tavares, E.R.	P877, P1819, P2805
Tamura, S.	P489	Tanioka, K.	P4719	<b>Tavares Aguiar, M.T.</b>	<b>190, 325</b>
Tamura, T.	P843, P1413, P1740, P2494,	Tanner, F.C.	P733, P2756, P2804, 4930,		2907, 2910, 5099,
	P4708, P5546, P5935, P6392		6614		6038, 6040
Tamura, T.T.	5738	Tanno, K.	P3664, P4615	Tavares Silva, M.	P3129
Tan, B.Y.Q.	P846	Tanno, M.	P1600, P2639, P5185	Tavares-Silva, M.	P5478
<b>Tan, H.C.</b>	<b>324</b>	Tanouchi, J.	P1472	Tavazzi, G.	P2450
Tan, H.C.	P951, P2712, P2771, P4649	Tansey, W.	P4789	Tavazzi, L.	1128, P1538, P1549, 2374, 3064,
Tan, H.L.	1132, P4724	Tantchou, C.	P6296		P3110, P4621, 6603
Tan, J.L.	P899	Tantry, U.	P3807, P4341, P4737, P4748	Tavella, R.	P4967, P6571
Tan, M.K.	P3109	Tao, W.	P5616	Taverne, Y.J.H.J.	P6193
Tan, N.	P5273, P5276, P6227	Tapson, V.	6092	Tawakol, A.	P519
Tan, N.I.N.G.	P2881, P3461	Tarackcioglu, M.	P4682	Tay, E.	P2458, P2771, P4649
Tan, N.S.	P3109	Tarakji, K.	P216, P1491, P4496, P5372,	Tay, H.Y.	P3344
Tan, N.T.	P5274		P5373, P5374		

## Chairpersons & Judges / Speakers & Discussants / Authors Tay – Thu

NAME	PAGE(S) / PROGRAMME NR(S)	NAME	PAGE(S) / PROGRAMME NR(S)	NAME	PAGE(S) / PROGRAMME NR(S)
Tay, W.T.	P3649	Ter Hoeve, N.	P3343	Thayssen, P.	P953, P3458, P4404, P4446, 5077
Tayal, U.	1077, 1131, P1657, P1784, P6366, P6500	Ter Riet, G.	P2417	Theaudin, M.	P2795
Taylor, A.J.	P513	Terada, K.	P4493	Theiss, H.	P1828
Taylor, A.M.	P3084	Terada, M.	P856, P864, P6349	Theiss, H.D.	P6585
Taylor, B.	P1716, P6364	Teragawa, H.	P531, P1434, P6406, P6529	Themistoclakis, S.	P5332
Taylor, B.J.	P6354	Teraguchi, I.	P2848	Theodorakis, G.	P3514
Taylor, C.	P4431	Teramen, K.	P3093	Theodoropoulos, K.	P1418, P2849
Taylor, D.	4290	Teramoto, K.	P865	Therasse, D.	P653, P685
Taylor, D.A.	2034, 2276	Teramoto, R.	4835	Theres, H.	P4137
Taylor, J.	P4653, P6391	Terasaki, F.	P1643, P4980, 5980, P6272	Therault, S.	P1540
Taylor, M.R.G.	P4981	Terashita, D.	P1860	Theroux, P.	3310
Taylor, R.S.T.	P2698	Tercedor, L.	P686, P1160	Theuns, D.	P3328
Taylor, S.	P1866	Tercedor-Sanchez, L.	P6303	Thevenon, J.	1138
Taysi, S.	P4682	Tercedor-Sanchez Luis, T.S.L.	P2797	Thibault, B.	P220, P1557, P6299
Tchetche, D.	P569	Teren, A.	P4742	<b>Thibault, H.</b>	<b>322</b>
Tchitcheck, N.	P3601	Terentes, D.	P4088, P4637	Thibault, H.B.T.	P934
Tchou, P.	P4496, P5374	Terentes-Printzios, D.	P703, P719, P811, P1180, P2475, P2717, P4084, P4305, P4389, P4646, P4753, 5985, P6408	Thiel, E.S.	P5525
Teamey, G.J.	P519			<b>Thiele, H.</b>	<b>79</b>
Tebbit, L.	P556			Thiele, H.	P214, P2682, 2933, 2981, 3053, 4227, 4828, P5199, P6140
Teblick, A.	P6186	Terkelsen, C.J.	1890, 4232	Thiele, H.T.	3051
Tedesco Barcelos, G.	P3629	Terlecki, M.	P6220	Thielmann, I.	P2406
Tedgui, A.	P4978	Terlizze, P.	P1649, P2146, P6375	Thielmann, M.	84
Teekakirikul, P.	P4716	Termglinchan, V.	P2624	Thiene, G.	67, 69, 71, P238, P496, P882, P1798, 3291, P3509, P4531, P5398
Teerlink, J.R.	2369, P2655, 4039, 6066	Ternacle, J.	P2775, P3725, P4632, P4635	Thiery, J.	P2719, P4742
Teiger, E.	P3601, P5528	Terpos, E.	P6243	Thijs, J.J.	P1582
Teijeida, S.	P3702	Terranova, V.	P207	Thijs, L.	P1665, P4598
Teijeira, E.	P2401	Teruzzi, A.	P2463, P4364	Thilen, U.	P1796, P1797
Teixeira, M.	P2694	Tertemiz, K.C.	P5556	Thimel, K.	P6179
Teixeira, P.	P6581	Teruel, L.	P3503, P4442, 6043	Thireau, J.	P720
Teixeira, R.	P3373, 4933	Teruel-Montoya, R.	P6334	Thollet, A.	1053
Teixido, G.	P2807, P3689, P3728	Tervonen, T.	P481	Thom, S.A.M.	P1703
Teixido Tura, G.	P5888	Terwee, C.B.	P2558	Thomann, S.	P1587
Teixido-Tura, G.	P5889	Terzian, Z.	3943	Thomas, A.	P2631
Tekieli, L.	P1473, P1523, 4066	<b>Terzic, A.</b>	<b>137</b>	Thomas, C.	P3700, P4678
Teleki, B.	P613	Terzic, A.	368, 2274	Thomas, D.	3004, P3563, P4316, P4500, P6440
Teles, R.	P573	Teschler, H.	P1641	Thomas, D.T.	P6407
Teles, R.C.	P5279, P5280	Tesi, F.	P5908	Thomas, F.	P829, P5505
Telichowski, A.	P5253	Tesic, M.	P212, P782, P949, P3355, P3367, P3443, P3452, 4895, 6048, P6201	Thomas, G.K.	1363
Tello, A.	P4654, P5005	Teske, A.J.	P4344	Thomas, L.	P201, P918, 1353, P4745
Tello Montoliu, A.	P946	Teske, R.	P227	Thomas, L.E.	P3479, P3482
Temizhan, A.	P824, P4585, P4705, P5193, P5286, P6528	Tesorio, T.	P3450, P3457	<b>Thomas, M.R.</b>	<b>207</b>
Temkin, L.	P4780	Tespili, M.	P582, P842, 2281, P2826	Thomas, M.R.	P4537, P5600
Temple, I.P.	P3116	Tessa, C.	1014	Thomas, R.J.	P3130
Templin, C.	3074, 3833	Tessin, S.	P5350	Thomas, S.	P5237
Temporelli, P.	P767	Testa, G.	P3411	Thomas-Delecourt, F.	P1717, P5498
Temporelli, P.L.	P5558	Testa, S.	P6574	Thomet, C.	P2418, P5488
<b>Ten Berg, J.M.</b>	<b>217</b>	Testuz, A.	P1743	Thomopoulos, T.	P3379
Ten Berg, J.M.	P1188, P2160, P3460, 4016, P4778, P5593, P5598	Tetiu, O.T.	P482	Thompson, D.M.	P1703
Ten Cate, H.	P4971	Tetsushi, S.	P6145	Thompson, D.R.	P3621
Ten Cate, H.M.H.	3944	Teupser, D.	P1828	Thompson, N.	P2401
Ten Freyhaus, H.	P4548	Teutsch, C.	5814	Thompson, P.	6061
Tendera, M.	P916, P2204, P3393, 6601	Teuwen, C.P.	P4472, P4475, P4504	Thompson, P.D.	5777
Tenerz, A.	P2428	Tewari, S.	P837, 2078, P4689	Thompson, R.B.	P1411
Teng, R.	P5004	Texier, I.	4284	Thompson, W.J.	P717
Teng, T.-H.K.	P2677, P3649	Tezuka, D.	P4080	Thomson, L.	P959
Tengiz, I.	P6178	Tezuka, Y.	P2511, P4577, P4606, P5942, P6439	Thomson, L.E.	P967
Tennagels, N.	2254	Tezza, M.T.	6085	Thomson, L.E.J.	P1411
Tennstedt, S.	P4534	Thakrar, M.V.	P2782	Thon-Gutsch, E.M.	P1603
Tenorio Castano, J.	5753, 5754	Thalamus, J.	P4521	Thongmung, N.	5760
Tenta, R.	P742	Thambo, J.B.	1299	Thorand, B.	P504
Teo, K.	P1399	Thamilarasan, M.	6049	Thorgeirsson, G.	P1719, P2736, P5425
Teo, L.L.S.T.	P4701	Than, M.	P4790	Thorin, E.	P3636, P3641
Teodorovich, N.	P6435	Thapar, S.	P1866	Thorin-Trescases, N.	P3636, P3641
Teoh, H.	P3141	Tharwat, M.	P6516	Thorne, S.	P244, P2812, 6086
Tepekoylu, C.	P6312	Thauvin-Robinet, C.	1138	Thorvaldsen, T.	P1647
Teplenin, A.	P3495, P3567	Thavendiranathan, P.	132, P1372, P2467, P3375, P3376	Thourani, V.T.	P3697
Ter Bekke, R.	5781			Thum, T.	2127, 3965, 4922
Ter Bekke, R.M.	P1141				

## Chairpersons & Judges / Speakers & Discussants / Authors Thu – Tos

NAME	PAGE(S) / PROGRAMME NR(S)	NAME	PAGE(S) / PROGRAMME NR(S)	NAME	PAGE(S) / PROGRAMME NR(S)
Thunstrom, E.	P774, P810, P1573, P2662, P3104, P6575	Tobias, S.	P5892	Tomasik, A.	P221, P3532, P3536, P6264
Thuny, F.	P4600	Tobing, D.	P1528	Tomasov, P.	P1783, P1789, P4410
Thuresson, M.	4058	Tobisawa, T.	P2639	Tomaszewski, M.	P1375, 2994
<b>Thygesen, K.</b>	<b>306</b>	Tobiume, T.	P1806, P2552, P6556	Tomazi Neves, L.M.	P5477
Thygesen, L.C.	P5467	Tobler, D.	P3738, 6089	Tombs, M.	P1866
Thylen, I.	P3630, P5650	Tocchetti, G.	2130	Tome, M.	P237, P239, P1691
Thyregod, H.G.	P585	Toda, H.	P3648	Tomek, A.	P5169
Tiainen, M.	P636	Toda, M.	P2528	Tomescu, M.C.	2102, P2878
Tian, H.	P1483	Toda, Y.	P4736	Tomita, S.	P1140, P2147, P2409, P5323
Tian, J.	1309	Todaro, M.C.	P582, 4929	Tomiyama, H.	48, P4085, 5758
Tian, X.	P3543	Todd, J.	P816, P817, P1175	Tomkiewicz-Pajak, L.	P1487, P2814, P3737, P5587
Tibazarwa, K.	P6296	Todesser, B.	P3132	Tommasi, S.	P1598
Tiberi, M.T.	4822	Todiere, G.	P813, P1192	Tomoi, T.	P593
Tiburcy, M.	P4510	Toelg, R.	4944, 4945	Tomoi, Y.	P587, P588, P591
Tiburtius, C.	P1408	Toelle, M.	P5570	Tomoike, H.	P856, P864, P4679
Tichy, T.	P5576	Toff, W.D.	P5899	Tomomatsu, T.	P4493
Tielke, S.	P940	Toft Soerensen, H.	4070	Tomomori, S.	P5322
<b>Tiemann, K.</b>	<b>133</b>	Togi, K.	3229	Tonar, Z.	P6101
Tiemann, K.	1978	Tognoni, G.	1086, 2374	<b>Tondo, C.</b>	<b>216</b>
Tigen, K.	P1633	Tohoku, S.	P2600, P3535, P5366	Tondo, C.	P2404, P5346, P5377
Tigges, E.	P3700, P4678, 6074	Tohyama, T.	P2644	Tonelli, G.	3076
Tighe, H.	5751	Toia, P.	2286	Tonhajzerova, I.	P3385
Tijssen, J.G.	P5549	Toischer, K.	P2171, 4814	Tonnesen, P.	136, P1583
Tijssen, J.G.P.	P5290	Tojo, T.	P529	Tonstad, S.	135
Tikkanen, I.	P1644	Tokalov, S.	P722	Tonti, G.	P3377
Tilke, C.	2357	Tokarczuk, P.	5751	Tony, H.-P.	P6396
Till, J.	P627, P1158	Tokarek, T.	P6242	Topaloglu, S.	P4705, P5193
Tiller, C.	5879	Tokes-Fuzesi, M.	2372	Toparkngarm, P.	P2148
Tilz, R.	P2682	Tokgoz, H.	P3714	Topaz, G.	P1585
Timasheva, Y.	P4391	<b>Tokgozogl, L.</b>	<b>91, 154</b>	Topcu, S.	1119, P4426, 4943
Timerman, A.	P5513	Tokgozogl, L.	P824, 1250, P3427, 3845, 5113	Topilsky, Y.	P798, 1278, P3673, P5541
Timmer, J.R.	P6161	Toki, H.	P4761	Toprak, N.	P2435, P2776
Timmermans, C.	3299	Toki, M.	P903, P6470	Tops, L.F.	P3501
Timmermans, J.W.	P620	Tokioka, K.	P535	Toquero, J.	2377
Timmers, L.	P1868, P3794, 4832	Tokita, Y.	P5540	Torbica, L.	P3716
Timmis, A.	P1722, 3821, P5662	Tokodi, M.	P729	<b>Torbicki, A.</b>	<b>25, 130, 142</b>
Timmis, A.D.	4068, P5653, 5742, P6133	Tokuda, M.	P1402	Torbicki, A.	266, 403, 406, 1935, P3350
Timoeto, A.T.	1361	Tokuda, T.	P590, P595, P602, P2469, P3785, 4063, P6532	Torchio, M.	P1786
Timofeev, E.	P3695	Tokuda, Y.	P3761	Torella, D.	P2620, 4291, 4292, 4293, P4339, P4380, P5285, P6106
Timoteo, A.	P2434	Tokudome, T.	P202	Torelli, F.	P2182
Timoteo, A.T.	P861, P1486, P1497, P2180, P2744, 3012, 5740, 5836, 6064, P6579, P6581	Tokue, M.	P597, P1630, P6374, P6552	Torguson, R.	P1847, P2761
Timperio, A.	P1682	Tokuhara, S.	P5476	Torii, S.	P2715, P6368
Tin, L.	3052	Tokuhisa, H.	P1551	Torii, S.T.	P1182
Tinel, H.	P3122	Tokunou, T.	P3136, P3333	Toriyama, C.	P4581, P5434
Tini, G.	P5194	Tokuyama, T.	P5322	Tornos, P.	P249, P2766
Tinker, J.	P6338	Tola, M.	P5286, P5289	<b>Tornos Mas, P.</b>	<b>319, 366</b>
Tinney, J.	P3540	Toldo, S.	P2834	Tornos Mas, P.	2108
Tintera, J.	2382	Toledano, R.	P6414	<b>Tornvall, P.</b>	<b>383</b>
Tio, R.	P2388	Toledano, Y.	P1639	Torok, M.	P236, P4369
Tioni, C.	P4301	Toledo, E.	P6441	<b>Torp-Pedersen, C.</b>	<b>194, 197</b>
Tirado, G.	P509, P1758, P2460, P2774	Toledo Frias, P.	4214	Torp-Pedersen, C.	P480, P822, P1193, P1530, P1583, P1673, 1878, 2066, P2561, P2563, P3139, P4491, P5172, P5896, P5906, 5963, P6308
Tirado Conte, G.	P2389, P4684	Toleva, O.	P3326	Torpedersen, C.T.P.	1875, P2568, P4754
Tirado-Conte, G.	P1371, P4996	Tolios, P.	P3379	Torre, O.	P6483
Tirilomis, P.	P3111	Tolis, P.	P2150, P3358	Torres, B.P.	2260
Tishukaj, A.	P771	Tolonen, J.	P1663	Torres, D.	P6221
Tiso, N.	P496	Tolosana, J.M.	2377, P3481	Torres, J.	3067, P4717
Tisserand, P.	P3601	Tolpygina, S.N.	P1863	Torres, M.	P705
Tiwari, B.C.	6083	Toma, C.	P1827	Torres, S.	P2694, P2702
Tiwari, S.	P1494	Toma, M.	P5324, P6170	Torres Bianqui, C.	P1449
Tiyerili, V.	P4975	Tomaino, M.	P5908	Torres-Courchoud, I.	P1424
Tiziano, F.D.	P494	Tomala, M.	P624	Torri, A.	P2701
Tjoenneland, A.	186	<b>Tomaru, T.</b>	<b>329</b>	Torrijos, R.O.	P2579
Tjonneland, A.	P1536	Tomas, L.	P3516	Torromeo, C.	P6386
Tkacheva, O.	P2174	Tomas, M.	P3145	Tortoli, P.	P4429
Tkacheva, O.N.	P4639	Tomas-Sanchez, T.	P1822	Tosaka, A.	P600
Tkaczyszyn, M.	P1178	Tomaschitz, A.	P2154	Toser, Z.	P729
Toba, Y.	P1860	Tomasello, S.D.	P207, P6217		
Tobar, J.	P2766, P5548, P6465	Tomasi, C.	P3527		
		Tomasiewicz, B.	P5253		

## Chairpersons & Judges / Speakers & Discussants / Authors Tos – Tso

NAME	PAGE(S) / PROGRAMME NR(S)	NAME	PAGE(S) / PROGRAMME NR(S)	NAME	PAGE(S) / PROGRAMME NR(S)
Toshima, T.	P2733, P4602	Tranberg, T.	4232	Trombara, F.	P5493
Tosi, B.T.	P3626	Trani, C.	P2825	Trombetta, I.C.	P795
Totaro, R.	P5558	Trantalis, G.	P845, P853, P1142, P3692, P3706, P4648, 4931	Trompet, S.	P4657
Toth, G.	P965, 3078			Tron, C.	P2160
Toth, L.	P1835	Traser, J.	1366	Troncone, R.	P4723
Toth, N.K.	P5363	Trausi, F.	P4130	Troost, E.	6091
Toth, P.	P3650	Trautmann, N.	P1408	Tropeano, A.-I.	4164
Toth, P.P.	P713, P833, P1169, P1704, P1727, 2090, P2718, P2750, P4737, 4909	Travetto, C.A.	P2579	Troseid, M.	6065
Toth-Zsomboki, E.	P2695	Treede, H.	5790	Trotta, F.	P2835, P2844, P2845
Totman, J.J.	P5202, P6468	Tregler, M.	5090	Troughton, R.	P4114
Totzeck, M.	3246, P4560	Tregouet, D.A.	P6339	Troughton, R.W.	P3633
Toukhsati, S.R.	P5490	Tremoli, E.	P1818, P5494	Troung, S.	P2182
Touloupaki, M.	P2153, P3608, P4382, P5417, P5571, P5572	Trenk, D.	433, 434, P3804, P5003, P5603, P5605, 5971	Trovik, T.	P5635
Touma, M.	P5220	Trenkwalder, T.	P575, P5534, P6457	Troya, M.I.	2370, P2672, P5446
Toure, I.	5991	Trenson, S.	P3334, P3798	Trubnikova, O.	P1850
Tousek, F.	4829	Trento, A.	P859, 2114	Trucco, J.I.	P198
Tousek, P.	1288, P4729, 4829	Trepa, M.	P2702	Trucco, M.E.	2377
Tousoulis, D.	P203, P616, P703, P712, P719, P735, P780, P806, P811, P826, P845, P853, P888, P906, P970, P1142, P1180, P1189, P1465, P1468, P1478, P1482, P1522, P1607, 2056, P2143, P2150, P2151, P2473, P2475, P2479, P2502, P2717, P2725, P2738, P2803, P2841, P3098, 3276, P3319, P3358, P3678, P3692, P3706, P3771, 4065, P4084, P4088, P4304, P4305, P4319, P4389, P4390, P4434, P4471, P4596, P4614, P4637, P4641, P4646, P4648, P4670, P4713, P4753, 4931, 5107, P5237, P5297, P5465, P5501, 5762, 5985, 5990, 6007, P6100, P6232, P6408, P6431, P6504, P6505, P6533, P6558, P6560	Trevisan, F.	P6307	Truffa, A.	4941
		Trevisan, M.	1876	Truitt, K.	1354
		Trevisani, L.	P2182	Trukshina, M.	P2164, P6282
		Triam-Anuruck, U.	P3674	Trukshina, M.A.	P2165
		Triantafyllidi, H.	190, P937, P1499, P2741, P3656, P4086, 4194, P4351, P4412, P6181, P6321, P6329	Trum, M.	P4502
		Triantafyllis, A.	P820	Trumpp, A.	P1678
		Triantafyllou, K.	P2871, P4372	Truong, Q.	5137
		Tribulova, N.	P2173, P4508	Truszewski, Z.	P4763
		Tricoci, P.	P2427	Tryggvason, K.	P3547
		Tricot, O.	P5595, P5620	Trystula, M.	P598, P599, P618, P1523, 4066
		Trifiro, G.	P1800	Trzeciak, P.	P1851, P1873
		Trifunovic, D.	P949, P2752, P3367	Trzos, E.	P5485
		Trifunovic-Zamaklar, D.	P782	Tsaban, G.	P2719
		Triggiani, D.	P2493	Tsai, A.	P2633
		Triggiani, M.	P3585, P5203	Tsai, C.T.	P4116
		Trigo, C.	P1795	Tsai, F.C.	P4505
		Trigo, E.	P5580	Tsai, M.	P4991
		Trigos, P.L.	2136	Tsai, M.C.	P4505
		Trikas, A.	P3379, P3635	Tsai, M.F.	P5492
		Triki, F.	P1760, P5545	Tsai, W.C.	P2391
		Trillo Nouche, R.	P2161, P5298, P6211	Tsakalis, K.	P3402
		Trillo-Nouche, R.	P4134	Tsakonas, G.	P2583
		Trimarco, B.	45, 105, P205, P223, 1347, P1605, P2184, 2992, P3096, P3556, P4723, P5404, P5405	Tsalamandris, S.	P970, P3098, P5465, 6007, P6431
		Trimarco, V.	105, P3096	Tsao, A.	P6500
		Tripepi, G.	P207	Tsao, P.	2258
		Tripodi, A.	P5532	Tsatsopoulou, A.	P1189
		Triposkiadis, F.	P6384	Tsatsaris, A.	P5640
		<b>Triposkiadis, F.K.</b>	<b>269, 369</b>	Tsatsopoulou, A.	P2803
		Triposkiadis, F.K.	4175	Tscheligi, M.	P5204, P5207
		Trippel, T.	P772, P5433	<b>Tschoepe, C.</b>	<b>25</b>
		Trivedi, C.	P2404, 3294, 3300, 3301, P4463, P4486, P5327, P5328, P5335, P5343, P5354	Tschoepe, C.	1104, 1106, 1108, P1787, 2106, P2623, 4263, P5570, P6499
		Trivedi, U.	P3570, P5899	Tschoepe, D.	P718
		Trivella, M.G.	P1505, P1506, P5464	Tse, H.-F.	P4578
		Trivi, M.	P664	Tse, H.F.	P633, P2480, P2591, P3704, P5225, P6476
		Trivi, M.S.	P1670	Tseng, C.J.	P4544
		Trivisonno, A.	P3411	Tseng, W.K.	P559
		Trninic, D.	P913, P966, 6607	Tsiachris, D.	190, P203, 5962
		Troccoli, R.	1359	Tsiamis, E.	P845, P853, P906, P1142, P1482, P2150, P3692, 4065, P4648, P4670, 4931, P5501
		Trochu, J.-N.	P1395	Tsioufis, C.	P203, 314, P780, P2150, P2151, 2291, P5502, P2725, P3319, 3995, P4304, P4390, P4614, P4644, 5762, 5990, P6100
		Trocio, J.	P2584	Tsioufis, K.	P4650
		Troccoli, R.	P2580	Tsipis, A.	P4604
		Troebs, M.	1042	Tsirebolos, G.	P820
		Trofimova, D.	P2174	Tsitsinakis, G.	P4641
		Trofimova, T.	P248	Tsvigoulis, G.	P1499, P4412, P6321
		Trogisch, F.	P5178	Tsvigoulis, G.K.	1274
		Troidl, C.	P809, P4545	Tsoi, A.	P2564
		Troidl, C.T.	P4680	Tsokolaeva, Z.	P3548
<b>Touyz, R.</b>	<b>136, 271</b>				
Touyz, R.	P5391				
Tovar, N.	P1774				
Tovmassian, L.	5092				
Tower-Rader, A.	6049, P6143				
Townend, J.N.	P6192				
Towsend, M.	1078				
Toyama, T.	5105				
Toyoda, F.	P3466, P3564				
Toyofuku, M.	P1413				
Toyofuku, T.M.	5738				
Toyohara, K.	P3739, P6254				
Toyono, M.	P4620				
Toyoshi, H.	P652, P672				
Toyoshima, Y.	P5336, P5349				
Toyota, T.	5956				
Tozzi, M.	P2398				
Trabattoni, D.	P6135				
Traboulsi, D.	6605				
Trachanas, K.	P1416, P4383				
Trachanellis, S.	5107				
Tracy, M.	P1710				
Traish, A.	P6433				
Trajanoska, K.	P4626				
Trakarnwijitr, I.	P4638				
Trailhao, A.	P854, 5136, P6371				
Tran, D.T.	P5658				
Tran, J.	P3670				
Tran, Y.	P4106				
Trana, C.	P6429				



## Chairpersons & Judges / Speakers & Discussants / Authors Tso – Ura

NAME	PAGE(S) / PROGRAMME NR(S)	NAME	PAGE(S) / PROGRAMME NR(S)	NAME	PAGE(S) / PROGRAMME NR(S)
Tsougos, E.	P2741	Turan, T.	P4443	Ueno, E.	P2541, P5233
Tsoumeleas, A.	P6188	Turco, A.	P6120	Ueno, M.	P5604
Tsuboi, H.	P4493	Turer Cabbar, A.	P4350, P6475	Ueno, R.	P6556
Tsuboi, S.	P6237, P6452	Turiel, M.	P2465	Uenomachi, H.	P714
Tsuboi, S.T.	P3655	Turin-Moreira, H.	1893	Ueoka, A.	P1592
Tsubokou, Y.	5882	Turkday, S.	P3714	Ueshima, D.	P596, P1821
Tsuburaya, R.	P4961	Turkington, C.	P1706	Ueshima, H.	P2715
Tsuchida, K.	P5449	Turlejski, T.	P5245	Ueshima, H.U.	P1182
Tsuchihashi, K.	P2697, 4234	Turner, T.	2358	Ueshima, K.	2129
Tsuchikane, E.	P3428, P4094, 5146	Turpie, A.G.G.	P2606, P4124, P4971	Uesugi, Y.	P4366
Tsuchiya, A.	P2147	Turri, R.	P1488	Uetani, T.	P6530
Tsuchiya, K.	P1140	Turvey, L.	P883	Ueyama, K.U.	P2758
Tsuchiya, T.	P4497	Tuset-Sanchis, L.	P1693	Ueyama, T.	P3564
Tsuda, M.	288, P3557	Tuseth, V.	P5624	Ugander, M.	2133, P2437
Tsuda, T.	P1450, P1551, 2137	Tutarei, O.	P2815, P3741	Ughi, G.J.	P519
Tsuda, Y.	P2705, P4409, P4425, P4437	Tutkun, E.	P5189	Ugo, F.	2280, 3074, P4435, 4941
Tsugu, T.	P856, P864, P4679, P5550	Tuzcu, E.M.	P3647, 4075	Ugur, M.	P3720
Tsuji, A.	P1768	Tuzuki, K.	P4493	Uhlenmann, M.	P971
Tsuji, K.	P6373	Tuzzolino, F.	P868	Uhm, J.-S.	P3736, P4490
Tsujikawa, L.	P2837	Tveskov, C.	5880	Uhm, J.S.	P501, P629, P630, P688, 1059, P1541, P1542, P1577, P2581, P3489, P5317
Tsujita, K.	P5264	Twerenbold, R.	1066, 1067, 1068, P1196, P2201, P2864, P2867, P2882, P4078, P4779, P4783, P4792, P6292	Uiterwaal, C.S.P.M.	P875, P4634
Tsukahara, K.	P235, P954, P4607, P4617	Twomey, D.J.	P4466, P6293	Uittenbogaart, S.B.	P2595
Tsukahara, M.	P865	Twwerenbold, R.	P2876	Ujka, K.	P2732
Tsukamoto, M.	2100	Tycinska, A.	P3779	Ukkola, O.	P5509
Tsukuda, S.	P6582	Tykarski, A.	P5520, P6123	<b>Ukkonen, H.J.</b>	<b>326, 368</b>
Tsumaru, S.	P6315	Tympas, K.	P2741	Ulehlova, J.	4215
Tsunemi, M.H.	P5486	Tyrak, K.	P5395	Ullah, A.	P1627
Tsuneto, A.	P1739	Tyrell, B.	P1840	Ullmann, E.	P4110
Tsuruda, T.	P1604	Tzalamouras, V.	P3363	Ulmer, H.	3267, P5897, P6415
Tsuruta, H.T.	P1374	Tzamou, V.	P3379	Ulutas, Z.	P6347
Tsushima, S.	P1592	Tzanis, G.	P3402	Ulvenstam, A.	P1839, 3307
Tsutsui, H.	288, P3557, P4536, P5585	Tzeis, S.	P4753	Umazume, T.	P5585
Tsutsui, Y.	P1608	Tziakas, D.N.	4171	Umeda, I.I.	P5480
Tsutsumi, M.	P590, P595, P602, 4063, P6532	Tzifa, A.	P4650	Umemoto, N.	P486, P612, P2431, P2722
Tsutsumi, M.	P6532	Tzikas, S.	P2871, P4372	Umemoto, S.	P2723
Tsygankova, D.P.	P2748	Tzivoni, D.	P3125, P5926	Umemoto, T.	P596, P6246
Tsyganov, A.	P650	Tzuman, O.	P4780	Umemura, J.	P856, P864
Tu, J.V.	1880	Tzur, B.	P2693, P3346	Umemura, S.	P235, P954
Tubek, S.	P4321, P5242, P5399, P5401, P6102	Ucar, U.	P4443	Umeta, Y.	P765
Tubertini, E.	P2507	Uccellatore, A.	P3652	Umetani, K.	P4618
Tuchalska, A.	P221, P3536	Uchimura, Y.	P531, P1434, P6406, P6529	Umeyama, A.	P5444, P5445
Tuchiya, K.	P3523	Uchiwa, H.	P1521	Umminger, J.	4271
Tucureanu, M.	P4546	Uchiyama, N.	P542	Umoret, R.	P1378, P2649
Tudisca, C.	P6141	Uchiyama, T.	48, P6564	Unal, S.	P3438, P5286, P6199
Tufaro, V.	2256, P4597	Uchmanowicz, I.	41	Undas, A.	P4125
Tuffaro, V.	P4575	Udagawa, N.	P1604	Undas, A.U.	P3680, P4665
Tuinenburg, A.E.	P1590	Udell, J.	6601	Underwood, R.	P552
Tukishiro, Y.	P1421	Udell, J.A.	P3109	<b>Underwood, S.R.</b>	<b>38</b>
Tukkie, R.	P6300	Uebing, A.	P3740	Ungar, A.	P5908
Tull, S.	P1537	Uecer, E.	P1655	Unger, P.	1111
Tuller, D.	312	Ueda, H.	P4394	Unger, T.	5686
Tulloh, R.M.R.	P2824	Ueda, I.	P4402	Uno, K.	P3647, 4075
Tulupova, V.A.	P6387	Ueda, J.	P1768	Unoki, T.	P5942, P6238, P6536
Tumanan-Mendoza, B.	P1481	Ueda, K.	P4394	Unosson, J.	P2731
Tumanovska, L.	2126	Ueda, M.	P1689	Unterhuber, M.	P5908
Tumelero, R.T.	P2162	Ueda, N.	P3565	Unterseeht, T.	P570, P578, 4270, P4674, P5536
Tumminello, G.	P3424	Ueda, T.	P531, P736, P1434, P2777, P4726, 5105, P6406, P6529	Unverzagt, S.	P3446
Tuncez, A.	P2435	Ueda, Y.	P2833, P4581, P5434	Uozumi, H.	P3615
Tung, M.W.	P6496	Uehara, H.	P4762, P6577	Uozumi, R.	P2549, P4969
Tunhasiriwet, A.	P200, P1428, P1742, P2148	Uehara, Y.	P1165	Upadhya, B.	P3684
<b>Tunon Fernandez, J.</b>	<b>318</b>	Ueki, Y.	1362, P2684, P6200, P6421, P6422	Upadhyay, A.	P713, P1169
Tunon Fernandez, J.	P805, P6535, 6592	Ueland, T.	P2855, P3795	Uppal, H.	P1584, P1634, P1718, P2670, 3052, P6356
Tunstall, P.	P1811	Uematsu, E.	P957, P1806, P2552	Upton, R.	P1403
Tunyan, L.G.	P770	Uemura, K.	P3118, P4470, P4582, P5248, P5617	Ura, S.	P6238
Tuohinen, S.	P4346	Uemura, S.	P252, P475, P2523, P4406	<b>Ural, D.</b>	<b>319</b>
Tuohy, G.	P4984	Ueno, A.	P5461	Ural, D.	5960
Tuovinen, T.	P503, P2191, P6234	Ueno, C.	P1432, P3605, P6095	Urata, H.	5152
Tupikowska, M.	P2678				
Turakhia, M.	P3144				

## Chairpersons & Judges / Speakers & Discussants / Authors Urb – Van

NAME	PAGE(S) / PROGRAMME NR(S)	NAME	PAGE(S) / PROGRAMME NR(S)	NAME	PAGE(S) / PROGRAMME NR(S)
Urban, D.	P4335	Vaidean, G.	P3095	<b>Van Dam, P.M.</b>	<b>152</b>
Urban, K.	4287	Vaikhanskaya, T.	P678, P1792, P3730	Van De Bruaene, A.	6091
Urban, P.	4896	Vaina, S.	P2143, P4434, P5297	Van De Weg, S.	P5440
<b>Urban, P.M.</b>	<b>21</b>	Vaknin Assa, H.	P3408	Van De Weg, S.M.	P2839, P4562
Urban, P.M.	3010, 3014	Vaknin-Assa, H.	P474, P2482, P6464	<b>Van de Werf, F.</b>	<b>254, 323</b>
Urbanczyk, M.	P618	Vakrou, S.	2130	Van De Werf, F.	P3109, P6567, P6568
Urbanek, K.	P4712	Valcheva, V.	P1170	Van de Werf, F.	4249
Urbanics, R.	4284	Valdes, M.	P3752, P4462, P4659, P4743,	Van De Woestijne, P.C.	P4504
Urbano, P.	P1449		4831, 5878, P6436, P6442	Van De Woestijne, P.W.	6085
Urbanski, K.	P5391	Valdes Chavarri, M.	P3415	Van Den Berg, H.J.G.	P3343
Urbonaviciene, G.	P6404	Valdivia, G.	P2653	Van Den Berg, M.J.	P5929
Urdapilleta, M.	P664	Vale, N.	P854, P1676, P1872, P6371	Van Den Berg, M.P.	P1188
Uren, N.	P2535	Valedor, P.	P6334	Van Den Berg, N.W.E.	P1535, P3493,
Urena, M.	P841, P6466	Valencia, F.	P4569		P4469, P4488
Uribarri, A.	P4769	Valencia Serrano, F.	P3694	Van Den Berge, J.C.	P1651
Urrea, B.	P1687	Valencia-Martin, J.	P4663, P5278	Van Den Bosch, A.E.	P800, P2809
Urribar, A.	3988	<b>Valensi, P.</b>	<b>80</b>	Van Den Meiracker, A.H.	3996
Urrutia, G.	P730	Valente, B.	P5205	Van Der Bijl, P.	P6269
Urseanu, S.	1017	Valente, F.	P2441, P3728, P4630, P5889	Van Der Does, J.M.E.	P3472, P4472, P4475
Ursoniu, S.	P1698, P1704, P3650, 4909	Valente, S.	P813	Van Der Does, L.	P4504
Ursu, G.F.	P4392	Valenti, A.	P2192, P2198	Van Der Geest, R.	P2402
Ursu, R.I.	P4392	Valenti, G.	P491	Van Der Graaf, Y.	2091, 4251, P4657, 4908,
Urushida, T.	P6256	Valenti, R.	P1156, P2828, P2831		P5929
Usal, A.	P4595	Valenti, V.	P1168	Van Der Harst, P.	P974, P6578
Usenbenz, S.	P892	Valentini, G.M.	P3592	Van Der Heijden, D.J.	P6193
Ushijima, K.	P5177	Valentino, G.	P6398	Van Der Heijden, J.F.	P4344
Ushijima, R.	2261, P4580	Valenzuela-Alcaraz, B.	P2734	Van Der Heijden, L.C.	P1414, 2279, P3437,
Ushikoshi, H.	P672, P947	Valerio, M.C.	P4993		P4311
Ushinohama, H.	P681	Valero, E.	P6190	Van Der Heyden, J.	3996
Uson, M.	P4717	Valeron, D.	P1157, 4939, 4947, P5259	Van Der Heyden, J.A.S.	P572
Ussia, G.P.	13, P583	<b>Valgimigli, M.</b>	<b>365</b>	Van Der Hooft, J.W.	P1171
Ustyugova, A.	P481	Valgimigli, M.	81, P255, P1748, P2826, 3305,	Van Der Horst, I.C.C.	P974
Usuda, K.	P1551		3308, P3439, 3979, P4308, P4675, 5154,	Van Der Hulle, T.	P4702
Usui, E.	2047, P2529, 2987, 2989, 3081,	Valina, C.	P3804, P5003, P5603, P5605	Van der Hulle, T.	5727
	P4421, P4422, P4424, P4447, P6137,	Valinoti, M.	2139	Van Der Kallen, C.J.H.	P799
	P6518, P6531	Valkema, R.	P6144	Van Der Kley, F.	P1409, P6478
Usui, S.	P1551, P3542	Valle, J.	P2614	Van Der Linden, M.J.M.M.	P1829
Usui, Y.	P5452, P5463	Valleggi, A.	P4571	Van Der Linden, N.C.	P803
Utikal, J.	P4510	Vallejo-Vaz, A.J.	1999	Van Der Ling, A.C.J.	5869
Utsunomiya, M.	P592, P596	Valley, M.P.	5874	Van Der Meer, P.	P1178
Uyarel, H.	P2866, P3720, P3796	Valles, S.L.	P6326	Van Der Niepen, P.	5989
Uygun, B.	P976	Valles Gras, E.	P5358	Van Der Pol, B.	P702
Uznanska-Loch, B.	P5485	Vallet, C.	P3584	Van Der Stouwe, J.G.	P3091
Uzu, K.	P1860	Valli, F.	P4625	Van Der Swaluw, J.	4260
Uzui, H.	P1503, 3293, P3658	Vallianou, I.	P2740	Van Der Veken, B.	P4978
Uzuka, H.	3817, P4961	Vallone, A.	P6141	<b>van der Velde, E.T.</b>	<b>368</b>
Uzun, S.	P670	Valsangiacomo Buechel, E.R.	4050, 4906	van der Velde, E.T.	4236
V Lewinski, D.	P1849	Valsecchi, F.	P2772	<b>van der Velden, J.</b>	<b>210</b>
Vaahersalo, J.	P636	Valsecchi, O.	3306, P3488	van der Velden, J.	1025, 4848
Vaara, S.T.	P801	Valthesatokit, P.	P2727	<b>Van Der Wal, A.C.</b>	
Vachev, A.N.	P2474	Valtzer, O.	P474	Van Dessel, P.	285, 3299
Vachieri, J.L.	3285, 3289	Valverde, M.	P3368	Van Dessel, P.H.F.M.	P5338
Vachliotis, V.	P6255	Valverde Gomez, M.	P510, P576, P6539	Van Diejen-Visser, M.P.	P799, P803
<b>Vaclavik, J.</b>	<b>93</b>	Valzania, C.	P3510	Van Dijk, A.P.	P246, 6090
Vaclavik, J.	P1150, 1288, P1427, P1461	Valzquez Blanco, M.	5748	Van Dijk, A.P.J.	P243, P620
Vaclavik, T.	P1150, P1427, P1461	Vamos, M.	2375, P3513, P6289	Van Dijk, D.	P2196
Vadmann, H.	P5475	Vamvakidou, A.	P3363, P3369, P3371	Van Domburg, R.	P3344
Vado, A.	2381, P3504, P3527	Van 'T Hof, A.W.J.	4026, P4778, P5290,	Van Domburg, R.T.	P1651, 3160, P3343,
Vaduganathan, M.	P3103		P6559		P3413, P6144
Vafaie, M.	P1485, P4121	van Alem, A.P.	400	Van Dongen, I.M.	P6213
Vagany, D.	2375, P6289	Van Beek, E.J.	P5215	Van Duijvenvoorde, A.	P2839
Vagida, M.	P4528	Van Beek, E.J.R.	4068	Van Eickels, M.	P2569, P2574, P2606,
Vaglioni, F.	P5393	<b>Van Belle, E.</b>	<b>418</b>		P4124
Vaglio, M.	103	Van Belle, E.	P569, P848, P2160, 5816,	Van Empel, V.	P2688
Vagnarelli, F.	P622, P2397, P3631		P5902	Van Erkelens, J.A.	272
<b>Vahanian, A.</b>	<b>91, 130, 153, 195, 207</b>	Van Boven, W.J.P.	P4469, P4488	Van Erven, L.	2306, 2307
Vahanian, A.	P540, P841, 1022, 1278,	Van Camp, G.	P1139, 1317, P5530	Van Es, R.	P4344
	P1743, 1929, 1931, 1934, 2249, P2768,	Van Cleemput, J.	P1188	Van Etten-Jamaludin, F.S.	P2595
	3147, 3148, 3828, 5072, P5934, P6466	Van Dalen, B.M.	4260, P4795	Van Everdingen, W.M.	P6279
Vahanian, A.V.	P5574			Van Gastel, V.	P3472
Vahldiek, F.	P6498			Van Geffen, M.E.	P3343

## Chairpersons & Judges / Speakers & Discussants / Authors Van – Ver

NAME	PAGE(S) / PROGRAMME NR(S)	NAME	PAGE(S) / PROGRAMME NR(S)	NAME	PAGE(S) / PROGRAMME NR(S)
Van Gelder, I.C.	1009, 2064, 3000, 3002, P5313	Vannozi, A.	P3500	Vauthier-Brouzes, D.	P885
Van Geuns, R.-J.M.	310, P1829	Vano Body, J.	P2453	Vavere, A.	5138
Van Gils, L.	P1736	Vanoverschelde, J.-L.	159, 307	Vavere, A.L.	3820
Van Hagen, I.	5748, P6279	Vantler, M.	P706, 4283, P4548, P4974	Vavilis, G.	P2762
Van Hagen, I.M.	6086	Vanuzzo, D.	P6409	Vavlukis, M.	6607
Van Halewijn, G.	P3344	Vanzi, F.	P496	Vavouranakis, M.	P1834, P5611
Van Ham, S.M.	5862	Vara, P.	5871	Vavrova, J.	P4729
Van Herwaarden, T.	P2617	Varbella, F.	P6191	Vavuranakis, M.	P2143, P3098, P4434, P5297, P5465, 6007, P6431, P6560
Van Hout, G.P.J.	P5396	Vardas, P.	P1545, P2153, 3147, P3608, P3776, P4382, P4753, P5417, P5571, P5572, P6100	Vavuranakis, V.M.	P5537
Van Houwelingen, K.G.	P1414, P3437	<b>Vardas, P.E.</b>	<b>37, 88, 152</b>	Vazquez, M.E.	P2413, 5761
Van Hunnik, A.	P4452, P4468	Vardas Panos, P.V.	P6554	Vazquez, N.	P3145
Van Huyse, F.	P1518, P3528	Vardi, N.	P6347	Vazquez, R.	3067, P5515
Van Kimmenade, R.R.J.	P620	Varela, A.	P742	Vazquez De Prada Tiffe, J.A.	399
Van Kruisdijk, R.C.M.	4908	Varela, C.F.	P3597	Vazquez Gonzalez, N.	P3440
Van Langenhove, G.	3298	Varela, L.	P6465	Vazquez Lopez-lbor, J.	P199, P1415
Van Leeuwen, M.A.H.	P6193	Vareldzhyan, Y.	P4397	Vazquez Rodriguez, J.M.	P3440
Van Linthout, S.	P2623, P5570, P6499	<b>Varenhorst, C.V.</b>	<b>217</b>	Vazquez-Rodriguez, J.M.	386, 1085, P2870, P3145, P3357, P3361, P3659, P6451, P6453
Van Loon, L.J.	P803	Varenne, O.	P3099, P6547	Vecchiati, A.	P733
Van Melle, J.P.	P246, 6090	Varga, A.	P4352	Vecchio, S.	P2587
Van Mieghem, N.M.	P850, P1145	Varga, I.	P4594	Vecchio Verderame, L.	P5526
Van Mieghem, N.M.D.A.	P1736, P5301, P6193	Varga, Z.V.	P1601	Vecoli, C.	P813, P1738, 5147, P5170, 6093
Van Oerle, R.	3944	Vargas, K.F.	P4642	Vedanthan, R.	P3095
Van Ofwegen-Hanekamp, C.E.E.	P2869	Vargas Junior, A.	P818	Vedia-Cruz, O.	P6206
Van Opstal, J.M.	3299, P5338	Vargas-Alarcon, G.	P3396	Vega, A.	P6567, P6568
Van Osch, D.	P2196	Vargas-Barron, J.	P3702	Vega, A.M.	P253
Van Puyvelde, T.	6091	Varghese, C.	394	Vega, R.	P5277, P5516
Van Rensburg, A.	P6455	<b>Varini, S.</b>	<b>82</b>	Vegh, A.M.D.	P2617
Van Riel, A.C.M.J.	P243	Varlas, J.	P3678	Vegh, E.M.	P613
Van Rosendael, A.R.	P528	Varma, C.	P4108	Veglia, F.	P5494
Van Rosendael, P.J.	1316, P1429, P1502, P6478	Varma, N.	4005, 4206, 5829	Vehmeijer, J.T.	P637
Van Rossum, A.	P6520	Varnfield, M.	4239	Veien, K.T.	P4446
Van Rossum, A.C.	4242, 5862, 5869, P6271	Varoudi, M.	P937, P1418, P1499, P2741, P2849, P3656, P4086, 4194, P4351, P4412, P6321	Vejlstrup, N.	P895
Van Royen, N.	P514, 4242, P6193, P6520	Vasankari, T.	1355, P1525, 4237	Vejlstrup, N.G.	5069, 5749
Van Schaik, R.H.N.	P800	Vasankari, T.	1355, P1525, 4237	Velasco, E.	P5423
Van Spaendonck-Zwarts, K.Y.	1132	Vasileiou, P.	P6504, P6505	Velazquez, E.J.	P1671
Van Staveren, L.N.	272	Vasilenko, O.	1368	Velazquez, E.J.V.	3935
Van Straalen, J.P.	P4469	Vasilev, I.	P209, P605, 4062, P6195	Velazquez, E.V.	P777
Van Suijlen, J.D.E.	P799	Vasiliadis, K.	P4650	Velazquez, M.	P1774
Van Tintelen, P.	P882	Vasilieva, E.	P955	Velazquez, M.T.	P2778
Van Tits, L.J.	4866	Vasiljevic, Z.	P913, P966, P3384, P3749, P5644, P6420, 6607	Velazquez, T.	P1764
Van Tulder, R.	P4766	Vasijjevic-Pokrajcic, Z.	P4132	Velazquez-Cruz, R.	P3396
Van Veen, T.A.	P4344	Vasina, J.	P6151	Velcea, A.	P2462
van Veldhuisen, D.J.	2341, 2345, 4035	Vasina, L.	P3695, P6555	Velchev, V.	1269, 1271
Van Velzen, H.	P1188	Vaskelyte, J.J.	P3315	Veliz Martinez, A.	P946
Van Velzen, H.G.	P5301	Vasquez Oliva, G.	280	Velkovski Rouyer, M.	277
Van Weert, H.C.P.M.	P2595	Vasquez-Ortiz, Z.Y.	4275	Vella, J.P.	P6561
Van Wenen, S.	P1736	Vassallo, M.G.	P526	Vellone, E.	263, P6418
Van Wijngaarden, S.	P2765	Vassanelli, C.	P571, P1745, P2182, P4411, P4574, P5267	Veltman, D.	P3798
Van Wijngaarden, S.E.	P1409, P1429	Vassenkin, A.	P544	Veltmann, C.	P695, 3859
Van Zelle, H.L.	P4724	Vassilev, D.	P5262, P6522	Velu, J.F.	P5544, P6473
Van Zwet, E.W.	P528	Vassilikos, V.	P4372, P5356	Venetsanos, D.	5078
Van't Hof, A.	P5640	Vassiliou, V.	1077, P1657, P5442	Venier, S.	P2598
Vanchin, B.	P702	Vassilikos, V.	P2871	Venier, E.	P3358, P4713
Vande Kerckhove, B.	172	Vassilopoulos, D.	P6504	Venkateswaran, S.	P2764
Vandecasteele, E.H.	P2792	Vathesatogkit, P.	P3674, P5497, 5760	Venkatexh, B.A.	5867
Vandekerckhove, Y.	P1723	Vathie, K.	P4612	Venlet, J.	P660, P1571, P2402, P3501
Vandendriessche, T.	P6186	Vatinian, S.	P1462	Venn, A.	P4622
Vanderbruggen, W.	P6186	Vatran, M.	33	Venner, C.	P546
Vanderheyden, M.	P2652, P3128, 3818	Vatterott, A.	P1741	Vensentini, N.A.	P2579
Vandestienne, M.	P4978	Vausort, M.	P1644, 5127	Ventosa, A.	P1628, P6371
Vanduynhoven, P.	P6172			Ventriglia, F.	P6130
Vanhaverbeke, M.	P3798			Ventura, M.	P2413, 5761
Vankateshvaran, A.	P5560			Ventura, R.	P5448
Vankateshwaran, A.	P6486			<b>Ventura-Clapier, R.F.</b>	<b>20, 127, 147</b>
<b>Vannan, M.</b>	<b>140</b>			Venuti, G.	1078
Vannelli, G.B.	P4550			Vera-Pineda, R.	P2466
Vanni, S.	P4126, P4130			Verardo, R.	P4334, P4712
				Verboven, M.	P6389

## Chairpersons & Judges / Speakers & Discussants / Authors Ver – Vla

NAME	PAGE(S) / PROGRAMME NR(S)	NAME	PAGE(S) / PROGRAMME NR(S)	NAME	PAGE(S) / PROGRAMME NR(S)
Verbraecken, J.	P764	Vicedo, A.	P4659	Villevalde, S.	P3580, P5269, P5453
Vercellino, M.	P943	Vicedo Lopez, A.	P946	Villines, T.C.	430, 3889
Verde, A.	P1506	Vicedo-Lopez, A.	P1524	Villuendas, R.	2377
Verdecchia, M.	5866, P6138, P6157	Vicente, M.A.	P6209	Vilsner, W.	P3404
<b>Verdecchia, P.</b>	<b>22</b>	Vicente, V.	5878, P6334, P6442	Vimalananda, V.V.	P6168
Verdecchia, P.	101, P481, P506, 3228, 5687	Vicente Ibarra, N.	P946	Vincent, F.	P848, P5902
Verderber, J.	P5559	Vicente-Ibarra, N.	P4659	Vincent, J.	P1540
Verdier, C.	187	Vicentini, A.	2378	Vincentelli, A.	P5902
Verdoia, M.	P3788, P6198	Vicinanza, C.	P2620, 4291, 4292, 4293	Vinci, V.	P6136
Verdonk, C.	P2768	Viczenczova, C.	P2173	Vinco, G.	P2182
Verdugo, F.J.	P2653	Vida-Simiti, L.	P1151	Vindel, C.	P1185, P5470
<b>Vered, Z.</b>	<b>95, 214</b>	Vidal, J.I.	P4988	Vindel Martinez, C.	P5468
Vered, Z.	2084, 3253, P4780	Vidal, S.	P6182	Vindis, D.	P1427, P6203
Verevkin, E.	P6432	<b>Vidal Perez, R.C.</b>	<b>154, 306</b>	Vinereanu, D.	1352, P1570, 2080, P2181, P2462, 3272, P3375, P3376, 4032, P4371, P6294
Vergallo, R.	2988, P4406	Vidal Perez, R.C.	P1660, P3780	Vinh, A.	P4977
Vergaro, G.	P3596, P4571	Vidal-Trecañ, T.	P3646	Vink, A.S.	1130
Vergely, C.	3247	Videbaek, R.	3824	Vinolas, X.	P6286
Verhaar, H.J.	271	Videm, V.	P2485	Vinsonneau, U.	6082, P6481
Verhagen, J.M.A.	P3472, P4724	Vidigal Ferreira, M.J.	P3373, P4732	Vinther, K.H.	5880
Verhamme, P.	435, 436, 1207, 1973, 2212, 5857	Viecca, M.	P1800	Vinther, M.	1121, 3824, P6346
Verheugt, F.W.A.	416, P1410, 3243, 4883	Vieira, C.	P909, P2847, P4746	Vinther Krarup, N.H.	P4767
Verheule, S.	4183, P4468	Vieira, J.L.	P6361	Viola, G.	P3468
Verheyen, N.	P2154	Vieira, M.	P5486	Viola, F.	P1168, P1574, P2605, P3754, P4342
Verhoye, J.P.	160	Vieira, T.	P6147, P6148	Violini, R.	P2446, P5526
Verjans, J.W.	P519	Viel, E.	P3805	Viollet, B.V.	P4104
Verlato, D.	P5377	Viezulis, M.	P3315	Virag, N.	P547, P3087
Verlato, R.	P5365	Vig, R.	P2419	Virani, S.S.	273, P5927
Verma, A.	1973, 2212	Vignali, C.	1014	Virdis, A.	P4976
Verma, S.	1880, P3141, 4277	Vignalou, J.B.	P5610	Virmani, R.	P4963
Vermes, E.	3989	Vignerón, A.M.	P1794	Virtanen, V.	P4346
Verna, E.	P4965	Vignolles, N.	P3790, P6547	Virviciute, D.	P3660
Vernardos, M.	P2153, P3608, P4382	Vigo, L.	P5494	Visentin, E.	P5208
Vernet, A.	P6314	<b>Vigorito, C.</b>	<b>141</b>	Viskin, S.	P3478
Vernhet-Kovacsik, H.	P2565	Vigorito, C.	1084	Visseren, F.L.J.	271, 2091, P3644, 4251, P4657, 4908, P5212, P5929
Vernhet-Kovacsik, H.C.	5139	<b>Viigimaa, M.</b>	<b>145</b>	Visseren, F.V.	4843
Vernieri, E.	P1605	Vijay, S.K.	6083	Vissers, D.	P2679
Vernooij, F.	P1713	Vijayashree, N.	P3627	Vitali Serdoz, L.	5670
Vernooij, R. W.M.	P730	Vijgen, J.	P1538, P1723, P5209, P6172	Vitali-Serdoz, L.	1011
Veronesi, G.	P504, P2398, P6409	Vikanes, Å.V.	P6511	Vitaterna, A.	P6383
Verouhis, D.	6012	Vila, G.	P5918	Vitkon Barkay, I.	P4780
Versaci, F.	P3411	Vila, J.M.	P6326	Vitlanova, K.	P1867
<b>Verschuren, M.</b>	<b>385</b>	Vila, M.	P3791	Vitolo, M.	P490
Verschuren, M.	4912, 5833	Vilacosta, I.	P860, P1371, P1635, P1758, P2389, P2774, P3701, P4684, P4996, 5142	Vitorino, R.	P1594
Ververeli, C.	P970, 6007, P6533	Vilahunur, G.	P1802	Vitovec, J.	P1661
Verwey, H.F.	P3501	<b>Vilahur Garcia, G.</b>	<b>194, 364</b>	Vitulo, P.	P868
Verzeri, L.	P4388	Vilahur Garcia, G.	2971, P4337	Vivaldi, F.	P2578
Vescovo, G.M.	P3740	Vilain, K.	P4970	Vivas, D.	P860, P1371, P1758, P2389, P2774, P4654, P4996, P5005, 5142, P5252
Veselka, J.	P1783, P1789, 4064, P4410, P5169	Vilas Boas, N.	P2481, P2489, P2490	Viveiros Monteiro, A.	P1486, P6581
Vesin, J.-M.	P3087	Vilas-Boas, N.	P1749	Viveiros Monteiro, A.T.	P1497
Veskovic, J.	P6344	Vilches, S.	P4999	<b>Vivekanandan, A.</b>	<b>418</b>
Vestbo, J.	P1650	Vilchez, J.A.	P4462	Vives-Borras, M.	P5515
Vester, M.P.M.	P3501	Vilchez Tschischke, J.P.	2141, P5491	Vizintin Cuderman, T.	P785
Vestergaard, C.	P4749	Vilela, E.	P577, P2694, P4115, P5236, P5307	Vizza, C.D.	15, P868
Vestergaard, L.	P4767	Viles-Gonzalez, J.	3300	<b>Vizza, D.</b>	<b>41</b>
Vestri, A.R.	P4342	Viliani, D.	P3686, 5974, 5981	Vizza, D.	401, 404, 406
Veulemans, V.	P2451, P4298	Villa, C.	P3374, P5203	Vizzari, G.	2026, P3411
Veyrier, M.	P2886	Villablanca, P.	P2555, P2557, P4135	Vlachojoannis, M.	P5293
Vezikova, N.	P3628	Villalobos, I.	3067	<b>Vlachopoulos, C.</b>	<b>35, 132</b>
Ví Fane, R.	P4415, P4423	Villalobos, I.	P1786	Vlachopoulos, C.	P703, P719, P811, P1180, P1465, 1963, 1966, 2056, P2473, P2475, P2717, 3225, P4084, P4088, P4305, P4389, P4637, P4646, P4753, 5081, 5985, P6408, P6504, P6505
Viana, I.	997, 998	Villani, A.	P241	Vlachs, S.	P937, P1418, P1499, P2741, P3656, P4086, 4194, P4351, P4412, P6181, P6321, P6329
Viana, J.	P1638	<b>Villani, G.Q.</b>	<b>153</b>	Vladareanu, A.M.	P2181
Viana Tejedor, A.	1259, P4781	Villani, G.Q.	P241		
Viana-Tejedor, A.	P4770, P4773	Villani, S.	2256		
Vianello, G.	P3631	Villano, A.	P1809		
Viani, S.	P219	Villanueva Fernandez, E.	P1550		
Vianna Cedro, A.	P584	Villareal Cedeno, G.A.	P576		
Viart, G.	P6245	Villari, B.	P3316		
Vicaut, E.	2120, P3778, P4095, P4666, P5640, P6557	Villarreal, R.I.	P2579		
		Villemain, O.	P1437, P6097		
		Villena, M.	P2156		
		Villetti, G.	P3135		

## Chairpersons & Judges / Speakers & Discussants / Authors Vla – Wan

NAME	PAGE(S) / PROGRAMME NR(S)	NAME	PAGE(S) / PROGRAMME NR(S)	NAME	PAGE(S) / PROGRAMME NR(S)
Vlahos, A.	P4650	<b>Voors, A.A.</b>	<b>194, 359</b>	Wagdy, S.	P5586
Vlasenko, E.A.	P6219	Voors, A.A.	996, P1178, 1953, 2369, P2655,	Wage, R.	P6366
Vlasov, T.D.	P1613		2938, 3150, 5021, 5122, 5704, 5708	Wagenaar, L.	5748
Vlastos, D.	P937, P1418, P1499, P2741, 4194, P4351, P4412, P6321	Vormbrock, J.	P851, P3693	Wagener, M.	P1679, P2201, P4078
Vlieggen, H.W.	P246, 6090	Vorobcsuk, A.	P1846	Wagenpfeil, S.	P6382
Vo, L.	P2584	Vorobyeva, D.	P4528	Wagner, A.	P4120
Vo, M.	P3326	Voronova, M.A.	P3120	Wagner, D.R.	5127
Vo Quang, H.	P901, P4572	Voros, S.	P5222	Wagner, F.	P3124
Vodovar, N.	P4557	Voros, V.	P5222	Wagner, F.M.	P500
Voelker, W.	P5936	Vorotnikov, A.	P3654	Wagner, M.	P5512
Voellenkle, C.	P2636, P6341	Vorpahl, M.M.	P6230	Wagner, M.K.	P2707
Voeller, H.	P3623	Vos, G.J.A.	P5593, P5598	Wagner, S.	P3123, P4502
Voesch, S.	P2754, P5304	Vos, L.	P6511	Wahba, A.	P2485
Vogel, R.	1889	Vos, M.A.	P1590	Wahbi, K.	5973
Vogiatzakis, N.	P4614, 5990	Voss, S.	P4545	Wahl, A.	P3738
Vogiatzi, G.	P735, P3678, P4641, P6533, P6560	Voss, S.V.	P4680	Wahlin, M.	P1825, P3412
Vogiatzoglou, M.S.	P3678	Votavova, R.	P5554	Wahllin, J.	311
Vogl, T.	P6499	Voudris, V.	P2650	Wakabayashi, H.	P4082
Vogt, A.	5777	Vouga, L.	P2158	Wakabayashi, K.	P941
Vogt, C.	P2607	Vougia, D.	P3776, P5571, P5572	Wakabayashi, M.	P2675, P3669
Vogt, C.C.	P3113	Voumvourakis, K.	P1499, P4412	Wakami, K.	P1176
Vogt, F.	P4451	Vourc'h, P.	P1389	Wakao, S.	P948, 2123, P5618
Vohnout, B.	P836	Vozhdaeva, Z.	P4361	Wakasa, M.	P2541
Voicu, S.	P4760	Vozzi, *F.	P2177	Wakasugi, T.	P2175
Voigt, J.U.	P1665, P6120	Vozzi, G.	P2177	Wakatsuki, T.	P1806, P2552, P6556
Voigtlaender, T.	P5652	<b>Vrablik, M.</b>	<b>319</b>	Wake, M.	P4547, P5939
Voillot, D.	P3502, P5887	Vrablik, M.	P1711, P1712, 3039	Wakli, R.	2965
Voinoiu, A.	P4392	Vrachatis, D.	P3792, P4434, P5297, P6232	Waksman, R.	1289, P1847, P2619, P2761, P2834, 4296, P5004
Voiriot, P.	P6339	Vrachatis, V.D.	P5537	Waldauf, P.	1288
Volkov, D.	P3329	<b>Vranckx, P.</b>	<b>23</b>	Waldeyer, C.	P814, P920, P5634
Volkova, A.	P3767	Vranckx, P.	2071, 2073, 2075, 4229	Waldmann, V.	P540
Vollema, E.M.	P1566, P2765	Vranes, D.	P3709, P3716	Waldura, J.	P6339
Vollenbroich, R.	P4675	Vranian, M.	P6143	Walfrisson, H.	1058
<b>Voller, H.</b>	<b>141, 206</b>	Vrettou, A.R.	P1418, P1499, P3656, P4351, P4412	Walker, A.	4279
Voller, H.	P2703, P2706, P3345	Vrettou, R.	P3792	<b>Walker, F.</b>	<b>39</b>
Volodin, V.A.	P5163	Vriesendorp, P.A.	P1188, P5301	Walker, F.	P5584
Voloshyn, M.A.	P2514	Vrijens, B.	4147	Walker, N.L.	P1793
Voloshyna, I.	P2514	Vrints, C.	P764, P2679, P6186	Walker, T.	P5539
Volpato, V.	5145, P5229	<b>Vrints, C.J.M.</b>	<b>152</b>	Walker-Allgaier, B.	1874
<b>Volpe, M.</b>	<b>90, 212, 257</b>	Vrints, C.J.M.	1307, 2243	Wallace, J.	3065
Volpe, M.	465, P1168, 4280, P4320, P4976, P5194	Vritz, O.	P4376, P6367	Wallby, L.	1279
Volschan, A.	2142	Vriz, O.	2293, P4733	Wallen, H.	P4691
<b>Volterrani, V.M.</b>	<b>31</b>	Vrtovec, B.	P2654, P4559	Wallenhorst, C.	P4128
Volterrani, V.M.	3275	Vrublevsky, A.	P544	Wallentin, L.	P506, 1352, 1353, P2190, P2427, P2586, 5970, P6231
Volz, F.	P2608	Vuilleumier, N.	P828	Wallentin, L.C.	1986, 2930, 3908, 3932
Volz, S.	311, P1825, P3412	Vujisic-Testic, B.	P949, P2752	Wallenz, U.	3298
Von Ameln, S.	P4534	Vukadinovic, D.	P6382	Wallert, J.	3822
Von Bardeleben, R.S.	6074	Vukcevic, V.	P212, 312, P913, P949, P3355, P3443, P3450, P3452, P3457, P4132,	Walling, J.	P1172
Von Birgelen, C.	312, P1414, 2279, P3437, P4311		4895, 5148, P5271, P5282, P5644, P6201, P6202, P6226	Wallmueller, C.	P4766
Von Eckardstein, A.	P505, P631	Vunckx, K.	P6120	<b>Wallner, M.</b>	<b>196</b>
Von Elverfeldt, D.	P2773	Vutthikraivit, W.	5760	Wallner, M.	5792
<b>Von Haehling, S.</b>	<b>141, 259</b>	Vygodin, V.A.	P4639	Walmsley, J.	P4344, P6279
Von Haehling, S.	1331, 2101, 3277, P4323	Yssouliis, G.	P4305	Walsh, K.	P6343
Von Kaenel, R.	356, P3404	Wachtell, K.	99, P3317	<b>Walsh, M.N.</b>	<b>96, 136</b>
Von Lewinski, D.	P2154	Wachter, R.	P772, P3612, P5433, P6344	Walsh, R.	1131, P1784
Von Roeder, M.	P778	Wada, A.	P954, P4591	Walsh, S.	P5254
Von Roeder, M.D.W.	P3604	Wada, H.	P804, P911, P1546, P2511, P2549, P2572, P2745, P2747, P3491, P3655,	Walski, T.	P1517
Von Scholten, B.J.	P3643	Wada, M.	P4577, P4606, P4969, 5757, P6237, P6238, P6439, P6452, P6536	Waltenberger, J.	P1561, P6139
Von Zuben, M.	P795		P1560, P1643, P3473, P4314, P4980, 5980, P6272, P6295	Walter, U.	P4549
Von Zur Muehlen, C.	P2144	Wadle, C.	P2773	Walters, D.	P753, P2439
Von Zur Muehlen, C.	P2773, P4398, 5961	Waelber, B.	2010	Walters, R.	P499
Vonbank, A.	P815, P4612	Waessnig, N.K.	P1164	Walther, C.W.	P4680
Vondrakova, D.	4834	Wafa, A.W.	35	Walther, T.	P844, 6610
Vondriská, T.M.	P1602	Wagatsuma, K.	P4094	Walton, A.	P753
Vonk Noordegraaf, A.	2121			Wan, F.	P2788
Vono, R.	P5915			Wan, F.W.	P4632
Vontobel, J.	P893, P2756, 6089			Wanezaki, M.	P2512, P2515, P2733
				Wang, A.	2114

## Chairpersons & Judges / Speakers & Discussants / Authors Wan – Wes

NAME	PAGE(S) / PROGRAMME NR(S)	NAME	PAGE(S) / PROGRAMME NR(S)	NAME	PAGE(S) / PROGRAMME NR(S)
Wang, B.	P655, P4563	Wassertheurer, S.	2056	Weinmann, T.	P5330
Wang, C.	P1382, P3464	Wassmann, S.	324, 326, 328, 4882	Weinrauch, V.	P2154
Wang, D.	P1455	Waszkiewicz, E.	P2791, P4567	Weinrich, J.M.	1346
Wang, F.	P228, P762, P1606, P4711	Watabe, H.	3817, P4961	Weintraub, N.	P6508
Wang, H.-N.	P4381	Watanabe, A.	P1592, P2697	Weintraub, W.	P1154, P1827, P1838, P5608, P5609
Wang, H.	P1170, P2838	Watanabe, E.	1137, P2609	Weisbart, R.H.	P1801
Wang, I.	P4563	Watanabe, H.	P765	Weise, F.K.	P4482
Wang, J.-K.	P6515	Watanabe, I.	P2528, P4495, P5382	Weisel, J.W.	P6547
Wang, J.	P2640, P2806, P2816, P3793, P6390	Watanabe, K.	P765, P1870, 3941	Weiser, C.	P4766
Wang, J.A.	P1688	Watanabe, M.	288, P597, P1179, P1571, P1630, P6374, P6552	Weiss, B.M.	P1172
Wang, J.I.N.G.	P226	Watanabe, N.	178, P534, P751, 2057, P2456, P4326, P4983, P5427, P6200, P6223	Weiss, C.	P4481
Wang, J.J.	P4087, P4381, P6244	Watanabe, R.	3941	Weiss, E.	P3110
Wang, J.W.	P1713, P3112, P3547, P4555, P4586	Watanabe, S.	P204, P1417, P2147, P3360, P3603, P4385	Weiss, J.	1254
Wang, L.	P1419, P2793	Watanabe, T.	P1179, P1417, P1453, P1637, P1733, P2512, P2515, P2733, P3323, 3941, P4370, P4464, P4602	Weiss, M.	P646
Wang, M.	P5564	Watanabe, Y.	P852, P3436, 4288	Weiss, S.	P1154
Wang, M.T.M.	P2424, P4997, 5881, 6077	Watarai, S.	P1140	Weiss, T.W.	P2545
Wang, N.	2285	Waterbury, T.	P6171	Weissenborn, J.	P3696, P4681
Wang, P.J.	1892	Waterhouse, B.R.	P2824	Weissleder, R.	4864
Wang, P.N.	P3662	Waters, L.	2909	Weissler-Snir, A.	P1836, P3803
Wang, Q.	3946, P5503	Watkin, R.	P556, P866	Weissman, N.J.	2114
Wang, R.	P2480, P6476	Watkinson, O.	2140, 3062, 4849, 5131	Weisz, G.	P3125, P5167, P5926
Wang, S.	6612	Watson, C.	P5001	Weithauser, A.	P718, P4538
Wang, S.Y.	1345	Watt, S.	P6327	<b>Weitz, J.</b>	<b>248</b>
Wang, T.K.M.	P2424, P2486, P4997, 5881, P5898, 6077, 6081	Watts, G.	P3784	Weitz, J.	1918, 2213, 3873, 3877
Wang, T.Y.	273, P5927	Watts, G.F.	P1704	Weitzman, D.	P1700
Wang, W.-T.	P757, 1120	Watzka, S.	P4335	Weixin, L.	P2614
Wang, W.	P3793, P6390, P6496	<b>Wazni, O.</b>	<b>247</b>	Wejner-Milk, P.	P3378, P3800
Wang, X.	P5597, P6336, P6348	Wazni, O.	P216, P1491, P4496, P5372, P5373, P5374	Well, L.	1346
Wang, X.G.	P3140, P4962	Weatherald, J.	P2782	Wellens, F.	1054
Wang, X.Y.	P2633, P3547, P4555, P4586	Weaver, F.A.	P3612	Wellnhofer, E.	P3573
Wang, Y.	275, P1391, P1602, P3115, P4751, P6390, 6612	Webb, C.M.	4074	Wells, J.	P5245
Wang, Y.C.	P5164, P5643, P5649	Webb, G.	5748	Wells, P.S.	P1431, 2359, P3710, P4972
Wang, Y.L.	2369	<b>Webb, G.D.</b>	<b>32, 387</b>	Welsch, P.	P5411
Wang, Y.P.	P1688	Webb, J.	P550, P569, 1890	Welsch, D.J.	P708
Wang, Y.S.	P2396	Weber, A.	P5411	Welsh, R.	P1840, P2669, P5658, 6605
Wang, Z.	P1428	<b>Weber, C.</b>	<b>35</b>	Welz, A.	P2422, P5535, P5542, P6469, P6471, 6610
Wang, Z.J.	4067	Weber, C.	P2631	Wen, C.L.	P5486
Wang, Z.M.	1345	Weber, D.	P3328	Wen, J.	P2710
Wanitschek, M.	P6415	Weber, J.	4866	Wen, L.	2125
Wann, S.R.	P4544, P5474	Weber, M.	P2422, P4671, P4672, P5535, P5542, P6469, P6471	Wen, M.S.	P2659
<b>Wanner, C.</b>	<b>268</b>	Weber, T.	2056, P5249	Wen, S.N.	P5337
Wanner, C.	P884, 1133, 3188, 5802, 5982	Webster, M.	2230	Wen, X.	P4131
Wanner, L.	P485	Weeda, E.	P3710	Wenaweser, P.	P1748, P4675
Warchol-Celinska, E.	3997	Weeda, E.R.	2359	Wendelboe Nielsen, O.	P1583
Ward, A.	P6330	Weerackody, R.	5150, P5647	<b>Wendler, O.</b>	<b>135</b>
Wardhana, D.A.	P1597	Weerakody, R.	4942	Wendler, O.	P867, P1751, P2757, P3690
Wardziak, L.	P4740	Wegner, S.	P3115	Weng, K.-P.	6054
Ware, J.	1131, P1784	Wegscheider, K.	P1641, P2703	Wenzel, P.	P224, P722, P1771, P1787, 2258, P3351, P3708, P4110, 4282, P4549, P5411
Wareham, N.J.	P240	Wegschweider, K.	P3623	Wenzel, P.W.	P4104
Warenits, A.M.	P4766	<b>Wehmeyer, J.</b>	<b>252</b>	Wenzel, W.	P3563
Wariar, R.	5830	Wei, C.	P631	Wera, O.	P4543
Warisawa, T.	P3436	Wei, J.	P959, P967, P1411, 2263	Werba, J.P.	P5494
Warnecke, G.	3988	Wei-Ting, C.	P2391, P4087, P6244	Werdan, K.	P214
Warriner, D.R.	P6169	<b>Weidemann, F.</b>	<b>306</b>	Werner, C.	391, P1166, P2172
Waseda, K.	P1871	Weidemann, F.	P881, P884, 1133, P5936, 5979	Werner, G.S.	P6215, P6216
Washam, J.B.	P3479, P3482	Weidenauer, D.	P689	Werner, N.	P940, P1858, P2422, P2838, 3942, 4199, P4525, P4671, 5128, P5535, P5542, 5883, P6291, P4649, P6471, 6613
Washio, T.	P3637, P4413, P5287	Weidinger, F.	P1849, P3097	Werner, N.W.	P4672
Wasiak, M.	P477, P3505	Weigert, A.	P4671	Werner, R.A.	P4082
Wasiak, S.	P2837	Weijmans, M.	271	Wernly, B.	P840, P2616, P6331
Wasikowski, K.	P1869	Wein, B.	1020	Wesely, M.	P6179
Wasilewski, J.	P3393	Weinfurt, K.P.	P2677	Wesley, C.	P1695
Waskowsky, M.	P2813			West, N.E.J.	P1810
Wasmer, K.	1117			West, R.	P6133
Wasnaire, P.	P3122, P6345			Westenfeld, R.	409, 411, P753, P1508, P2647
Wassall, R.	P6500				
Wasser, C.	P5490				
Wasserman, S.M.	P1710, P3784				

## Chairpersons & Judges / Speakers & Discussants / Authors Wes – Woo

NAME	PAGE(S) / PROGRAMME NR(S)	NAME	PAGE(S) / PROGRAMME NR(S)	NAME	PAGE(S) / PROGRAMME NR(S)
Westergren, H.	P4374	Wildberger, J.E.	4069	Wissenberg, M.	P1193
Westerink, J.	P3644	Wildbergh, T.X.	P3794, 4832	Wissenberg, M.W.	P4754
Westerlund, E.	P4691	Wilde, A.A.M.	P627, 1130, 1132, P1158	Witassek, F.	P942
Westermann, D.	P814, P920, P1174, 2368, P4790, P5634	Wilde, J.	P5531	Witteb, G.	P838, P2482
Westman, P.C.	P1847, P2619, P2834, 4296	Wildgoose, P.	2359, P3710, P3717	Witberg, K.T.	P5249
Westwood, M.	P639	Wildi, K.	1067, 1068, P1196, P2864, P2867, P2876, P2882, P4783, P4792	Witkiewicz, W.	P1517
Wettermark, B.	3987	Wildi, K.S.	1066	Witkowski, A.	2046, 3997, 4213, P4396, P5168, P5901
Wetzel, H.	P726	Wilhelm, M.	2098, P3738, 4166	Witkowski, M.	P718, P4538
Wetzel, J.	P2154	Wilk, A.	P4431	Witsenburg, M.	P800, P2809, 3056, 3058
Wexler, R.	P5001	Wilke, S.	P5371	Witsenburg, M.W.	6085
Wey, C.	P3738	Wilkoß, B.	P216, P4496	Witt, C.T.	P6259
Weymann, A.	P2411, P4316	Wilkolek, P.	P2814, P3737, P5587	Witte, K.K.	1099, P3511, P3602
Weytjens, C.	172	Willecke, F.	P2408	Wittekoek, J.	4846
Whalley, G.	P530	Willeit, J.	5879	Witzenbichler, B.	P4309, P5167
Wheatcroft, S.	4279	Willems, A.M.	172, P3128	Wnuk, M.	P5910
Wheeler, M.T.	P4981	Willems, R.	P1590, P3508	Wnuk-Wojnar, A.	P2589
Whelan, C.J.	P4955	Willems, R.C.	P1188	Wobst, J.	P4534
Whellan, D.J.	2365, P2677	Willems, S.	P2403	Woehrle, H.	P1641
Whiffin, N.	1131, P1784	Willems, T.P.	P894	Woerle, H.J.	5801, 5803
White, H.	P2486	Willemsen, L.M.	P5593	Wohlfahrt, P.	270
White, H.D.	P3103, P5648, 6045	Willemsen, L.W.	P5598	Wohlfart, P.	2254
White, J.	P5893	Willemsen, R.	P2688	Woitek, F.	P5523, P5531, P6340, 6616
White, M.	P6170	Willenberg, A.	P4742	Woitek, F.J.	P4690
White, M.K.	P5565	Willerson, J.T.	4290	Wojakowski, W.	P2204, P5309, P5520
White, P.A.	P1810	<b>Williams, B.</b>	<b>90, 155, 249, 358</b>	Wojcik, J.	5153
White, S.J.	P6330	Williams, B.	1241, 1959, 1964, 2053, 3883, 3887, P5240, P5245, 5683, 5684, 5688, 5689, 6627	Wojdyla, D.	1352, P2427, P2586, P2602
White, W.B.	1308	Williams, H.	P639	Wojnowski, L.	P739
Whiteside, H.	P6508	<b>Williams, K.A.</b>	<b>253</b>	<b>Wojta, J.</b>	<b>86, 196, 364, 382</b>
Whitlock, R.	P1540, 3152	Williams, M.C.	4068, P5215	Wojta, J.	P233, P1662, P3789, P4782, P4800, P4801, P5183
Whitlock, R.P.	P1509, P3811	Williams, R.	3077	Wojtowicz, W.	P4125
Wiberg, S.C.	P5197	Williams, R.P.C.	P514	Wojtyniak, B.	P6583
Wichterle, D.	P1580, 2382, P5312, P6149	Williams, S.	P1634, P2670	Wolak, A.	P2719, P6414
Wick, J.	P717	Williamson, W.	5988	Woldemichael, K.	2130
Wicks, E.	P3729	Willich, S.N.	5967	Wolf, D.	289, P2408, P2836
<b>Widimsky, P.</b>	<b>77, 138, 250, 372</b>	Willner, J.M.	P696	Wolf, K.	P1393, 4295
Widimsky, P.	1040, 1288, P1661, 3897, 4204, P4729, 4829, 5028	Wilsgaard, T.	P1681, P4992, P6402	Wolfe, R.	P3614
Widimsky Jr, J.	1288	Wilson, A.	P4638	Wolff, A.	P4328, P5522, P6434, P6444
Widmer-Teske, R.	4201	Wilson, M.	P1691	Wolff, C.A.	P5904
Wiebe, J.	1042, P5263, P5622	Wilson, M.K.	P5874	Wolff, G.	P1396, P5895
Wiecek, A.	1050, P5397	Wilson, P.W.F.	273, P5927	Wolff, R.	P5926
Wieczorek, J.	P2589	Wilson, T.G.	P6513	Wollert, K.C.	P1174
Wieczorek, P.	P2589	Wilzeck, V.C.	P794	Wolny, R.	2046
Wiedau, A.	3053	Winaver, J.	P3318	Wolpert, C.	1293, 1295, 1297, 2060, 2062
Wiedemann, D.	1369, P3569, 4833	Windeck, T.	P2608	Wolsk, E.	P1173
Wiedemann, S.	P1753	<b>Windecker, S.</b>	<b>75, 150, 253, 383, 418</b>	Won, K.B.	P2832
Wiedmann, F.	P3563, P4316, P6440	Windecker, S.	P255, 312, P505, P524, P732, P819, P828, P1748, P2160, 2241, 3305, P3439, 3940, 4152, P4675, 5154, 5681, 5784, 6598	Wong, A.Y.T.	P5601
Wiekhorst, F.	P4535	Winkler, J.	5750	Wong, C.	P1629, P3677
Wieland, T.	P4510	Winkler, R.	P940	Wong, C.K.	P1586, P3704
Wielands, J.	P2401	Winnisch, M.	P689	Wong, C.P.	P2710
Wiemer, M.	P5293	Winter, L.	P2495	Wong, D.T.	P5160
Wienbergen, H.	P932, P944, 1365, P5661	Winter, M.-P.	P3132, P3789	Wong, G.R.	P6293
Wierucki, L.	P6583	Winter, M.M.	P246	Wong, J.I.	P3675
Wierzbowska-Drabik, K.	P1744, P2445, P3378, P3800, P6526	Winter, M.P.	P1762	Wong, M.M.Y.	P1586
Wiesbauer, F.	P3789	Winkler, S.	P646, 1874, P6337	Wong, N.	P6410
Wieslander, B.	2133	Wintersperger, B.	P2467	Wong, N.C.W.	P2837
Wiessner, M.	5971	Wintersteller, W.	P1849	<b>Wong, N.D.</b>	<b>27, 214</b>
Wijers, S.	P3508	Wintgens, L.I.S.	P4489	Wong, N.D.	P1698, P4991
Wijesurendra, R.	1891	Winther-Jensen, M.	4826	Wong, P.	P5001
Wijeysondera, H.	1019	Wirth, G.	P1476	Wong, T.C.	2133
Wijngaard, P.L.	P3773	Wirtwein, M.	P1376, P3551	Wong, W.H.S.	P4722
<b>Wijns, W.</b>	<b>196</b>	Wise, M.P.	2366, P4777	Wong, Y.F.	P1586
Wijns, W.	1202, 3220, P5257	Wisloff, U.	P808, 2334, P3115, 4029, P4117	Wongcharoen, W.	P1724
<b>Wiklund, O.</b>	<b>140</b>	Wisniewska, M.	P4703	Woo, A.	P1372, P2467
Wiklund, O.	3927, 4140, 5114	Wisniewska-Smialek, S.	P4715, P5567, P6510	Woo, J.S.	3309, P5919
Wild, D.	P4078			Woo, M.A.	P2419
Wild, P.	P504, P1174, P1616, P2187, 2368, P4628, P4695			Woo, D.	274, P3344, P5512
Wild, P.S.	P6118			<b>Wood, D.A.</b>	<b>40, 135</b>
				Wood, K.	P6450
				Woodward, M.	P3634

## Chairpersons & Judges / Speakers & Discussants / Authors Woo – Yam

NAME	PAGE(S) / PROGRAMME NR(S)	NAME	PAGE(S) / PROGRAMME NR(S)	NAME	PAGE(S) / PROGRAMME NR(S)
Woolfson, P.	P4706	Wyzgal, A.	P4703	Yamaga, T.	P5482
Worme, M.D.	P3109	Xanthopoulos, A.	P6384	Yamagami, Y.	P834, P1471, P2683
Wort, S.J.	1115, P2780, P6131	Xanthopoulou, I.	P1834, P1843, P2831, P5611	Yamagishi, M.	183, 184, P821, P1450, 2137, P4610, 4835
Worthley, M.	P6571	Xanthopoulou Ioanna, I.X.	P6554	Yamagishi, T.	5105
Woudstra, L.	5862	Xaplanteris, P.	P965, 3078, P4084, P4305, P4417, P5257	Yamaguchi, J.	P589, P2525, P2539, P3421, P5461, P6479
Woudstra, P.	P5290	Xavier, D.	P2586	Yamaguchi, K.	P1806, P2552, P4394, P6556
Wouters, D.	5862	Xenogiannis, I.	P6181	Yamaguchi, S.	P1659, P6368
Wouters, K.	P764	Xepapadaki, E.	P2740	Yamaguchi, T.	P596, P2409, P2442, P2848, P3082, P5224, P5452, P5463, P5591, P6479
<b>Wouters, P.F.</b>	<b>32</b>	Xhyhery, B.	4073	Yamaji, K.	P475, P524, P732, P1413, P5326
Wozniak-Skowarska, I.	P2589	Xia, C.C.	2125	Yamaji, T.Y.	P1589
Wragg, A.	4942, 5150, P5260, P5647	Xia, N.	P5411	Yamaji, Y.	P3406
Wranicz, K.	P3499	Xia, Y.	P655	Yamakege, H.	P2745, P2747
Wright, D.	P4378	Xian, W.	5068	Yamakami, Y.	P2534, P4403, P4407
Wright, F.L.	P1721	Xiang, M.X.	P1688	Yamaki, T.	P1769
Wright, L.	4037	Xianglin, T.A.N.G.	P4430	Yamakita, H.	2057
<b>Wright, R.S.</b>	<b>384</b>	Xiao, H.B.	P3793	Yamamizu, K.	P5911
Wrobel, M.	P4651	Xiao, Y.	5964	Yamamoto, D.	P1404, P3676, 4252
Wrotniak, L.	P599, P1473, P1523, P5606	Xie, G.Q.	P5616	Yamamoto, H.	P856, P1147, P1860, P6349, P6489
Wruck, L.M.	P1647	Xie, L.	P2584	Yamamoto, K.	P535, P796, P903, 3229, P3615, P4439, P4501, 5065, P5324, P6253, P6470
Wszolek, K.	P5389, P5395	Xing, L.	1309, 3079	Yamamoto, M.	P852, P1140, P1438, P1636, P2461, P3610, P4347, P6167
Wu, A.	P4796	Xiong, C.-M.	P872	Yamamoto, M.Y.	P1426
Wu, B.	P1391	Xiong, C.H.M.	P2784	Yamamoto, S.	P766, P5382, P5482
Wu, B.T.	P2396	Xirogiannis, J.	P6384	Yamamoto, T.	P1821, P4699
Wu, C.-C.	P3324	Xu, D.	P2806	Yamamoto, Y.	P3564, P3615
Wu, C.	P738, P1708, 1893, P2793, P4568, P5457, 5867	Xu, F.	P2640	Yamamuro, A.	P2469
Wu, C.C.	P559	Xu, G.	3297	Yaman, M.	P5420
Wu, C.C.W.	P1425	Xu, H.F.	P1725	Yamanaka, K.	P6564
Wu, C.H.	P2391	Xu, J.P.	P6496	Yamanaka, S.	P3564
Wu, C.K.	P1576, P4116	Xu, L.	P762, P2816, 4865	Yamane, A.	P2675, P3669, P4757
Wu, C.K.W.	P4090, P6174	Xu, M.	P4433, P5288	Yamane, H.	P5158
Wu, D.W.	P5274, P5412	Xu, Q.	P2633	Yamane, K.	P2833
Wu, D.X.	P5273, P5276, P6227	Xu, W.J.	P3793	Yamane, M.	P3428, P4094, 5146, 3295, P4494
Wu, H.	P2624	Xu, X.	P6514	Yamane, T.	P2442, P2829, P2848, 3082, P4353, P5591
Wu, H.X.	50	Xu, X.Q.	P2784	Yamano, T.	P3116
Wu, J.	P3334, P3471	Xu, Y.	P4972	Yamanushi, T.T.	P5347
Wu, J.C.	P2624, P2654	Xu, Z.	P2816	Yamao, K.	P5347
Wu, J.R.	P777	Xue, M.	P2640	Yamaoka-Tojo, M.	P529, P788
Wu, K.	290	Xue, X.	P5295	Yamasaki, H.	P1159
Wu, K.K.Y.	P5251	Xydonas, S.	P2851	Yamasaki, K.	P4395
Wu, K.P.	P2659	Yabe, T.	P2528	Yamasaki, M.	P6214
Wu, L.	P6271	Yabu, K.	P788	Yamasaki, N.	P4719
Wu, M.-H.	P6515	Yabushita, H.	P3436	Yamasaki, Y.	P1772
Wu, M.	P2480, P2659, P6476	Yacoub, M.	P2767	Yamase, Y.	P1612, P4643
Wu, N.C.	P6244	Yagasaki, H.	P6543	Yamashina, A.	48, P600, P666, P1451, 3080, P4079, P4085, P5452, P5463, 5758, P6145
Wu, Q.Z.	P513	Yagi, K.	P4610	Yamashita, H.	P3093
Wu, R.	P4089	Yagi, N.	P539	Yamashita, J.	3080, P3540, P4079, P6214
Wu, S.	P655, P4747	Yagi, S.	P957, P1806, P2552, P4105, P6556	Yamashita, J.K.	P5911
Wu, V.C.	P2659	Yagi, T.	1362, P5628	Yamashita, K.	P4762, P5326, P6577
Wu, X.	P6348	Yagishita, D.	P6258, P6274	Yamashita, S.	P208, P560, P1731, P3405, P4440, 4915, P4959, P5891
Wu, Y.	P226, P2784	Yagoda, A.V.	P2753	Yamashita, Y.	P592, P2549, P4969
Wu, Y.F.	P5616	Yaguchi, A.	P641, P3486	Yamauchi, T.	P6373
Wu, Y.J.	P5412, P5913	Yahiro, E.	P1165	Yamauchi, Y.	P2506
Wu, Y.W.	P783, P4738	Yajima, F.	P5482	Yamaura, G.	P2512, P2515
Wuerfel, A.	P1601	Yakou, F.	48	Yamawake, N.Y.	P2667, P4709, P6158, P6163
Wuppinger, T.	P2616	Yakovlev, A.	P5645	Yamawaki, M.	P590, P594, P595, P602, P3433, P3785, 4063, P6532
Wuriyanghai, Y.	P3564	Yaksh, A.	P4472, P4475	Yamazaki, K.	P1479, P1511, P3618, P6315
Wurm, R.	173, P3569, P5918	Yamada, A.	P2439, P6154	Yamazaki, M.	P3565
Wurtz, M.	P5599	Yamada, C.	2129	Yamazaki, S.	P5482
Wurtz, P.	3946, P5503	Yamada, H.	P1806, P2552, P3375, P3376, P6556	Yamazoe, M.	P2715
Wustmann, K.	P3738, P5563	Yamada, N.	P2203, P3121, P3756, P4730		
Wutzlhofer, L.	P4800	Yamada, R.	P252, P3814		
Wybraniec, M.	P538	Yamada, S.	P2700, P3615, P5585		
<b>Wykrzykowska, J.J.</b>	<b>77, 310</b>	Yamada, T.	P649, P1516, P1568, P1824, P2386, P4584, 5106, 5143, P5348, P5496, P5585, P6351, P6352, P6369, P6437, P6438		
Wymer, T.J.	P5993	Yamada, Y.	185, P672, P947, P948, P1377, P1612, 2123, P2503, P2724, P4643, P5618		
Wypasek, E.	P4665				
Wypasek, E.W.	P3680				
Wyrwa, R.	P3325				
Wysocki, B.	P6583				
Wysokinski, A.	P5207				



## Chairpersons & Judges / Speakers & Discussants / Authors Yam – Yos

NAME	PAGE(S) / PROGRAMME NR(S)	NAME	PAGE(S) / PROGRAMME NR(S)	NAME	PAGE(S) / PROGRAMME NR(S)
Yamwong, S.	P2727, P3674, P5497	Yasumura, K.	P1472, P4581, P5434	Yokokawa, T.	P3613, P6359
Yan, A.T.	P3109, 3821, P5653, P5662	Yasumura, Y.	P6378	Yokota, T.	288, P3557
Yan, B.P.	P3633	Yasuno, S.	2129	Yokote, K.	P5891
Yan, B.P.Y.	4059, P4479	Yates, D.	P3124	Yokouchi, I.	P597, P1479
Yan, C.	1280, P2816	Yates, R.	P5490	Yokoyama, H.	P4756
Yan, G.X.	P3562	Yau, J.W.	P3141, 4277	Yokoyama, K.	P4366
Yan, P.	P3517	Yau, L.	P5490	Yokoyama, M.	P1637, P1733, P4602
Yan, Y.	P5597	Yavari, A.	P1696	Yokoyama, S.	P6427
Yanagawa, B.	P3141	Yavuz, A.	P5456	Yokoyama, Y.	P1572
Yanagihara, K.	P796	Yayla, C.	P914, P1565, P3796, P5286	Yollo, W.D.	2357
Yanase, M.	P1515, P2685	Yayla, K.G.	P3753	Yomo, T.	P3814
Yanase, R.	P2697	Yayla, S.	P3588	Yonekura, T.	P2527, P6534
<b>Yancy, C.</b>	<b>24, 39, 132, 321</b>	Yazaki, S.	P736, P2777, P4726	Yonemoto, N.	P641, 1362, P3486, P4756, P4771
Yancy, C.	147, 1956, 5021	Yazaki, Y.	P597, P666, P1630, P6552	Yonetsu, T.	2047, P2529, 2987, 2988, 2989, 3081, P4421, P4422, P4424, P4447, P6137, P6518, P6531
Yanez, J.C.	386, 1085, P2870, P3659, P6451, P6453	Yazaki, Y.Y.	P6374	Yoneyama, K.	P3757, 5867, P5888
Yang, C.F.	P2634	Ye, F.	P3540	Yonezawa, K.	P911, P6536
Yang, D.	P790	Ye, P.	P5892	Yonezawa, Y.	P804
Yang, D.H.	P1448, P1567, P1653, 4244	Yeh, C.H.	P5164	Yong, A.	P5006
Yang, H.	275, P2813, P4622, P5414	Yeh, H.I.	P559, P768, P1397, P1440, P2728, P3639, P5913	Yong, A.S.C.	P1548
Yang, H.Y.	P4541	Yeh, J.K.	P2659	Yoo, B.G.	P1489
Yang, J.	P2205, 4865, P5000, P5001, P5284	Yeo, K.K.	P928, 1136, P2737, P2879, P3391, P3667, P5521	Yoo, B.S.	P213, P2716, 3066
Yang, J.H.	P250, P4739, P6519	Yeo, K.S.A.	1136, P3391	Yoo, G.I.	P1489
Yang, J.S.	P5474	Yeo, T.C.	P951, P2712, P2771	Yoon, C.H.	P5642, P6363
Yang, L.-T.	P6362	Yeo, T.J.	P237, P239, P1691	Yoon, H.J.	P215, P2832, 5876, P6446
Yang, M.E.I.	P226	Yepez, P.	P5516	Yoon, J.	P213, P2716, P4734
Yang, P.S.	P629, P630, P688, P1541, P1542, P1577	Yerly, P.	5747	Yoon, J.H.	P6240
Yang, Q.	P1725, P2854	Yersal, N.	P5922	Yoon, J.Y.	P1448, P1567, P1653
Yang, T.-H.	P3409	Yesin, M.	P3806	Yoon, N.	P1553
Yang, T.H.	3311, P6235	Yeter, E.	P3753	Yoon, N.S.	P215, P6446
Yang, W.	P4598, P4745	Yetgin, T.	P1829	Yoon, Y.E.	P1430, P2504, 4936, P6363
Yang, W.S.Y.	P1425	Yettis Sayin, B.	P670	Yorgun, H.	P3427
Yang, X.	4865	Yi, S.-M.	P6109	Yoshida, A.	P589
Yang, X.J.	P1725	Yi, Y.S.	P3523, P5413, P6342	Yoshida, H.	P827
Yang, X.Z.	P5616	Yiangou, K.	2327	Yoshida, K.	P903, P1659, P2523, P3138, P6368, P6470
Yang, Y.	P655, P4465, P4518, P6496	Yildirim, A.	P976	Yoshida, M.	P3648
Yang, Y.D.	P476	Yildirim, B.	P1439	Yoshida, M.A.	P4610
Yang, Y.H.	P1576	Yildirim, E.	P2866	Yoshida, N.	P4394
Yang, Y.J.	1345, P1480, P3543, P5564	Yildirim, A.	5960	Yoshida, R.	P2697, P4493
Yang, Z.	P3562	Yildiz, A.	P2435, P3802, P6576	Yoshida, S.	2137
Yang, Z.G.	2125	Yildiz, C.	P3714	Yoshida, Y.	P671, P1595, P1623, P2175, P3564, P4556, P6343
Yang, Z.H.	P5412	Yildiz, M.	P3715	Yoshie, K.	P2684, P6422
Yangyang, L.	3942	Yildizeli, B.Y.	P1770	Yoshihara, F.	P202, 3998
Yaniv, N.	49	Yilmaz, A.	P1561, P6139, P6337	Yoshihisa, A.	2338
Yankelson, L.	P1585	Yilmaz, F.	P3714	Yoshikawa, J.	P2469
Yanni, J.	P3116	Yilmaz, M.	P4487	Yoshikawa, M.	P5540, P6214
Yano, H.	P3454, P4401	Yilmaz, M.B.	P5305, P5388, P5909, 5961	Yoshikawa, R.	P4094, 5146
Yano, M.	P1472	Yilmaz, N.	P824, P5909	Yoshikawa, S.	P1821
Yano, T.	P1600, P2639, P5185, P5340	Yilmaz, O.H.	P5189	Yoshikawa, T.	P736, P2777, P4611, P4726
Yao, H.H.	P2455	Yim, H.W.	P5511	Yoshikawa, Y.	P5935
Yaota, N.	P766	Yin, F.	P6395	Yoshimura, H.	P6275
Yap, J.	P2737, P3649, P3667, P5521, P6355	Yin, O.	1354	Yoshimura, K.	P4394
Yap, L.	P3547	Yin, S.Y.	P5164	Yoshinaga, A.	P5540
Yarnell, J.	P504	Yin, W.	P6212	Yoshinaga, M.	P681, P1402
Yaroslavskaya, E.I.	P3766, P6125	Yin, W.H.	P559	Yoshino, H.	P579, P1763, P1765, P3757, P4300, P4366, P5443
Yasa, E.	P3525	Yin, X.	P4313, P5184	Yoshioka, G.	P6223
Yasaka, Y.	P1852	Yingchoncharoen, T.	P2727, P3674	Yoshioka, K.	P3486, P3757, P5217
Yasin, G.	1882	Yip, B.-S.	P3668	Yoshioka, R.	3229, P4439
Yasuda, K.	P6530	Yip, H.K.	P2509, P2513, P2632, P3544, P4960, P6316	Yoshitake, T.	P1386, P3507
Yasuda, M.	P1191, P1778, P5604	Yip, J.	P2458, P2771	Yoshitama, T.	P592
Yasuda, S.	P253, P1560, P1643, P1768, P2499, P2862, P3473, P3515, P3613, P4685, P4756, P4771, P4980, P5660, P5939, 5980, P6295, P6359, P6527, P6572	Yiu, K.H.	P2480, P3704, P5225, P6476	Yoshitani, H.	P4394
Yasuda, Y.	P2541	Yizhe, W.U.	P4430	Yoshitani, K.	P5220, P5324
Yasuga, Y.	P4771	Yla-Herttua, S.	1031, P1476, P3549, P3552, 4940	Yoshiyama, M.	P1501
Yasuhara, K.	P4579	Ylitalo, A.	1881	Yoshizaki, T.	P4438
Yasukawa, H.	P709	Yndigegn, T.	P6587	Yoshizane, T.	P204, P1140, P1417, P2147, P3400, P4385, 4935
Yasukevich, N.	P6432	Yogeswaran, V.	6087		
Yasumoto, K.	P1472	Yokohama, F.	P6582		
		Yokoi, H.	46, P601		

## Chairpersons & Judges / Speakers & Discussants / Authors Yos – Zem

NAME	PAGE(S) / PROGRAMME NR(S)	NAME	PAGE(S) / PROGRAMME NR(S)	NAME	PAGE(S) / PROGRAMME NR(S)
Yoshizawa, T.	P4459	Yusuf, S.	397, P506, P1399, P1658, P2190, P2426	Zamyatin, M.N.	P3755
Yotti, R.	5761	Yuzawa, H.	P4495, P5315	<b>Zanchetti, A.</b>	<b>251</b>
Yotti-Alvarez, R.	P2798	Yuzawa, Y.	P2720	Zanchetti, A.	P1698
You, G.Y.	P3622	Yuzhalin, A.E.	P3698	Zanchettin, F.	P6405
You, S.C.	P4676	Yzeiraj, E.	P520, P1408, P5195	Zanchin, C.	P732
You, S.J.	1345	Zabczyk, M.	P4125	Zandecki, L.	P5656, P6105
Youn, J.C.	P4629	Zabel, M.	P1590, P3508	<b>Zannad, F.</b>	<b>26, 358</b>
Youn, T.-J.	P2746, 2895	Zaca', V.	2381, P3506	Zannad, F.	454, P1641, 2365, 5087, 5690, 5694, 5850
Youn, T.J.	P1430, 4936, P5642, P6109, P6363	Zaccagnini, G.	P2636, 4278, P6341	Zanolin, D.	P4612
Youn, Y.J.	P213, P2716	Zacharia, E.	P970, P2479, P6533, P6558	Zanon, F.	2380, P3506, P3527, P3575, P6260
Youn, Y.N.	P621	Zachariah, D.	P4653, P6391	Zanotto, G.	P5208
Young, G.	P3369	Zacharis, E.	P3776	Zanuttini, D.	P4301
Young, L.	P5490	Zacharoulis, A.	P3429, P3792	Zaputovic, L.	4180
Youngson, E.	P1840	Zachow, D.	P3687	Zarauza, J.	P4993
Yousefian, O.	P5533	Zadionchenko, V.	P6185	Zarbatany, D.	P1441
Youssef, G.	P5588	Zafirovska Taleska, B.	P209, P605, 4062, P6195	Zarczuk, R.	P5207
Ypey, D.	P3567	Zafir, B.	49	Zardi, E.	P3530
Ys, B.Y.U.N.	P2517	Zagatina, A.	P952, P1412, P3372, P4397	Zareba, W.	P691
Yu, B.	1019, 1309, P1382, 3079, P3464, P4433, P5288	Zagher, D.	P2822	Zarif, J.K.	P2692
Yu, C.M.	3262, P4356	Zaghdullin, N.S.	P6423	Zarins, C.K.	P4431
Yu, C.W.	P4441	Zaghdullin, S.H.Z.	P6423	Zarka, S.Z.	P5574
Yu, D.	P3112	Zaglia, T.	P4318, P5398, P5402	Zaroli, A.	P491
Yu, G.	5988, P6327	Zagonel, V.	P3805	Zaromittidou, M.	P2407, 6007
Yu, H.	1309, P4527	Zaharia, O.	1125	Zaromytidou, M.	P4641
Yu, H.C.	P5164	Zaharijev, S.	P4132, 5148, P5271, P5282, P6202, P6228	Zaroui, A.	P1755
Yu, H.T.	P4629	<b>Zahger, D.</b>	<b>99</b>	Zaruba, M.M.	P3537, P4633
Yu, J.	P3497, P5295	Zahn, R.	P940, P1858, P1862, P2823, P5657, 5883, P6291, 6613	Zarzoso, M.	P3483
Yu, K.	P2624	Zaid, M.	P2715	Zaslavskaya, E.L.	P4456
Yu, K.M.	P4722	Zaidenov, V.A.	P2800, P6501	Zatarain, E.	P2413, P2798
Yu, P.	P5577	Zainal Abidin, H.A.	P3399	Zatorska, K.	P4687, P4998
Yu, R.H.	P3484	Zajarias, A.	P1741	Zaugg, S.	P524
Yu, W.-C.	1120	Zakarkaitė, D.	P3463	Zausig, Y.	P3123
Yu, W.C.	P1625, P3616, P4381, P6353, P6376, P6394	Zakharova, E.Y.	P3722	Zavadovskiy, K.	P6164
Yu, X.	P6390	Zakkar, M.	P6330	Zavalloni, D.	P2159
Yu, Y.	P5577	Zakliczynski, M.	P1519	Zawaneh, M.	3301
Yu, Y.Z.	P5577	Zaklyazminskaya, E.	P763	Zayeni, Y.	P1755
Yu C-L Hung, C.-M.	P3649	Zaklyazminskaya, E.V.	P2800	Zdonczyk, O.	P4703
Yu Professor T Ngarmukos Professor R Omar Dr Eb Reyes, C.-M.	P2677	Zakrotsky, P.	P5927	Zdravkovic, M.	P966
Yuan, D.	P1548	Zaldivia, M.T.K.	P610	<b>Zdrojewski, T.</b>	<b>199</b>
Yuan, F.	P3540	Zalewski, J.	P2880	Zdrojewski, T.	P3393, P5520, P6123, P6583
Yuan, J.S.	1345	Zaltsberg, S.	P2547, P5333, P5353	Zebele, C.	P2625
Yuan, K.X.	P3497	Zalula, A.	5755	Zebrauskaite, A.	P5378
Yuan, P.	P2793	Zaman, A.	5743	Zebrowska, A.	P4687
Yuan, P.O.	P5492	Zaman, F.	P3807	Zechmeister, C.	P2651, P4082
Yuan, Q.	P2640	Zaman, S.	P567	Zeebregts, C.J.	P4540
Yuan, Z.	P2566	Zamanian, R.	P6493	Zeegers, M.P.	P803
Yuasa, S.	4288	Zamarro, I.	5871	Zeemering, S.	P4468
Yuasa, T.	P542, P714	Zambon, A.	1969	Zeerleder, S.	5862
Yuba, T.	6058	Zambon, D.	181, P825	Zegadlo, A.	P4651
Yuce, M.	P4682	Zambon, E.	P6380	Zegkos, T.	P1781, P3726
Yuda, E.	P671	Zambrano, C.	P4601	Zegri Reiriz, I.	P4999
Yuecel, G.	P4510	Zamfir, D.	P5638	Zehender, M.	P4398
Yufreva, Y.U.	P5466	Zamora, E.	2370, 2371, P2672, P5446, P6377	Zeiher, A.	P2871
Yui, Y.	6058	Zamorano, J.	P2545	Zelner, S.	P4766
Yukawa, H.	P5416, P6107	Zamorano, J.L.	P576, P857, P863, P2166, P2167, P2421, P2548, P2596, P2874, 3147, P4647, P5299, P5367, P5579, P6539	Zeit, C.	P4967, P6571
Yuksel, I.	P787	Zamorano Gomez, J.L.	461, P510, 1976, P3760, 4824	Zelinka, T.	1288
Yuksel, M.	P2435, P2776	Zampachova, V.	P6502	Zell, E.	P4124
Yuldashaeva, N.	4279	<b>Zampetaki, A.</b>	<b>323</b>	Zeller, G.	P1678
Yumoto, K.	P3323	Zamudio, D.	P518	Zeller, L.	P2440
Yun, H.R.	P847			Zeller, M.	P939, P4616, P4658, 5739
Yun, J.	P2176			Zeller, T.	P503, P504, P814, P920, P1174, P1581, P1616, P2191, 2368, P4790, P4793, P5634, P6118, P6234
Yung, A.S.Y.	P5601				P1679, P2201, P4078
Yuniadi, Y.	P1528				355
Yunoue, S.	P542				P4121
Yusen, R.D.	P4693				1012, P1519, P2204, P3393, P3462, P4603, P5901, P6358, P6583
Yusoff, K.	P3399				

## Chairpersons & Judges / Speakers & Discussants / Authors Zem – Zva

NAME	PAGE(S) / PROGRAMME NR(S)	NAME	PAGE(S) / PROGRAMME NR(S)	NAME	PAGE(S) / PROGRAMME NR(S)
Zembala, M.O.		P3462 Zhemchugov, A.S.	P1477	Zito, C.Z.	P6509
Zemljic, G.		P2654 Zhen, L.	P6348	Zito, F.	P836
Zemrak, F.		P639 Zhen, Z. P2480, P3704, P4578, P5225, P6476		Zitron, E.	P4502
Zemtsovskiy, E.		P3695 Zheng, B.	P3140, P4962	Zivelonghi, C.	P571, P4411, P5267
Zen, R.Z.		P2729 Zheng, C.	P3118, P4470, P4582, P5248, P5432, P5617	Zivkovic, I.	P949, P3443, P3452, 4895, P5271, P5282, P6201, P6202, P6226, P6241
Zeng, X.	P1456, P4465	P1456 Zheng, G.	1309, P3464	Zivkovic, M.	P212, P949, P3355, P3443, P3452, 4895, P6201, P6226
Zeng, X.H.		P1456 Zheng, G.H.	P1382	Zizka, J.	P638
Zeng, X.J.		P3402 Zheng, H.	P2816	Zlabinger, K.	P5308
Zengin, E.	P920, P1174, 2368, P5634	P3402 Zheng, Q.	P3681	Zlatanovic, P.	P3355, 5148, P5271, P5282, P6202, P6228
Zentilin, L.	P1615, P6340	P4601 Zheng, Z.	P2483	Zmudka, K.	P598, P599, P603, P618, P1473, P1523, P2880, 4066, P4428, P4530, P5594, P5606, P6220, P6550
Zeppa, F.		P3501 Zhenlin, L.	P2788	Zoccali, C.	1048
Zeppenfeld, K.	P660, P1571, P2402, P3501, 4004	P6546 Zhemakova, I.U.	P1730	Zoccarato, A.	P5184
Zerbino, D.		P6460 Zhiduleva, E.	P4430	Zocchi, C.	P1156, P2831
Zerriouh, M.	1942, P2411	P3402 Zhifeng, Y.A.O.	P846, P899, P3572	<b>Zoghbi, W.A.</b>	<b>38</b>
Zerva, K.		P3402 Zhong, L.	P2662	Zografos, T.	P735, P3098, P4471, P5465, 6007, P6255, P6431, P6560
Zeus, T.	P1167, P2451, 3248, P4298, P4427	P4427 Zhong, Y.	P6251	Zoli, L.	P4965
Zeymer, U.	P214, P940, P1858, P1862, P2682, P2823, 3051, P3097, P4481, P5640, P5657, 6613	P4427 Zhou, A.	P6251	Zoli, M.	P2507
Zgheel, F.		P6332 Zhou, B.	P1391	Zombolos, S.	P3771
Zhai, S.S.		P1345 Zhou, D.X.	P2455	Zonder, J.A.	P1172
Zhai, Z.		P4485 Zhou, J.	P2205, P5284	Zoni Berisso, M.	P3506, P3527
Zhang, B.	P921, P1165, P4962, P5412	P4485 Zhou, Q.	P574, P580, P5345	Zoppellaro, G.	P2603, P2604, P3816
Zhang, C.		P4782 Zhou, X.-B.	P4510	Zorc, M.	P2452
Zhang, C.J.	P745, P4373, 4934	P5412 Zhou, X.	2086, P3563, P4316	Zoric, M.	P484
Zhang, E.L.		P5412 Zhou, Y.J.	P226, P2854, 4067, P4747, P5002	Zorio, E.	P887
Zhang, F.	P2205, P5284	P5412 Zhou, Z.	P2483, P2627	Zorio Grima, E.	P686
Zhang, G.		P5412 Zhu, D.	3083, P6129	Zorzi, A.	P238, P687
Zhang, H.A.O.		P2205, P5284 Zhu, J.	1087, P3787	Zotter-Tufaro, C.	P1672, P2664, 3949, 5872, P6393
Zhang, J.	P1483, P3619, P4324	P2816 Zhu, M.	P6130	Zou, L.	P6512
Zhang, L.	174, P574, P580, 5127, P6262	P6512 Zhu, X.	P762	Zou, Y.	P2480, P5225
Zhang, L.L.		P226 Zhu, Y.	1309, P3464	Zou, Y.J.	P5941
Zhang, L.L.		P4067 Zhu, Y.C.	P1382	Zou, Y.Z.	P5577
Zhang, M.	P2633, P5184, P5403	P226 Zhu, Z.	P2816	Zou, Z.Y.	P958
Zhang, N.		P4067 Zhuang, Z.	P1391	Zouli, E.	P3678
Zhang, Q.	P960, P968, P3622, P4356, P4711	P5403 Zhuravskaya, N.	P952, P1412, P3372, P4397	Zubanova, I.	P608
Zhang, R.		P3297 Zi, M.	P3116	Zubarev, R.	P4691
Zhang, R.Y.	P960, P968, P969, P3431	P2764 Ziacchi, M.	P3510, P3530	Zubarev, S.	P2164
Zhang, S.	1309, 3079, P3464, P3497, P4433, P5288	P3431 Ziaee, S.	P1617	Zubarev, S.V.	P2165
Zhang, S.S.		P5288 Ziakas, A.	P1781, P6100	Zuber, M.	P2756
Zhang, T.		P1382 Zidi, W.	P1755	Zuberi, Z.	3296
Zhang, T.	P5277, P6319	P1382 Ziegler, L.	5735	Zubkova, E.	P3548
Zhang, W.		P6319 Ziegler, P.	P6306	Zucchelli, G.	P219, P850, P5369
Zhang, X.H.		4865 Ziegler, T.	P6319	Zucchetta, F.	6076
Zhang, X.Y.		P1688 Zielinska, T.	P2875	Zucchetta, Z.F.	P508
Zhang, Y.	P1467, P1483, P3116, P5384, P5539	P5412 Zielinski, T.	2259, 2373	Zucchi, R.	P3812
Zhang, Y.N.		P5384 Ziemann, U.	P1493	Zucco, M.	4929
Zhang, Z.	P1713, P4555	P5539 Zierden, M.	P4548, P4974	Zuchi, C.	P5437
Zhang S-P Park, S.	3297, P4518, P6514	P4548, P4974 Ziff, O.	P1718	Zuern, C.	6074
Zhao, C.T.		P6476 Ziff, O.J.	P231	Zuern, C.S.	P1493
Zhao, D.	P762, P3684	P3649 Zijlstra, F.	310, P1829, P3413	Zuffi, A.	P5592
Zhao, D.F.		P6476 Zile, M.R.	P229, P230, 1015, 1016, P3612, P4590, 5126	Zuhlke, L.	P4384
Zhao, H.		5874 Zilio, F.	P4966	Zuhlke, L.J.	2361, 5733
Zhao, H.H.		P1716 Zima, E.	1359, P2580, P5300, P6252	Zuily, S.	1256
Zhao, H.K.		P3793 Zimarino, M.	P3450, P3457, P4103, P6517	Zuk, K.	P4675
Zhao, J.	P740, P2669, P4518	P549 Zimmer, E.	5971	Zukunft, S.	P2627
Zhao, J.B.	P5273, P5276, P6227	P4518 Zimmer, S.	P4523, P4525, P4975	Zulkameev, R.K.H.	P6423
Zhao, J.Z.		P5274 Zimmermann, W.-H.	P4510, 5063	Zulueta, J.	P5532
Zhao, Q.-H.		P2793 Zimny, M.	P2607	Zundler, J.	391
Zhao, S.	P3497, 4022	P2793 Zimoch, W.	P5253	Zuo, L.	P2806
Zhao, S.H.		P3497, 4022 Zindel, C.	P2756	Zuo, W.	6612
Zhao, W.		P5564 Zingarini, G.	P5369, 5962	Zurbuchen, A.	1889
Zhao, X.		P5616 Zink, M.	P6297	Zureik, M.	P4098
Zhao, X.D.	P899, P3572	P1587 Zinman, B.	5802, 5803	Zurek, M.	1020
Zhao, X.Q.		P3572 Zint, K.	5814	Zvartau, N.	P566
Zhao, Y.	P4991, P5004, P6410	P3556 Zirlak, A.	289, P2408, P2836		
Zhao, Z.		P6410 Zirmgast, B.	P776, P4452, P5559		
Zhao, Z.H.		P4510 Zisimos, K.	P3358, P4471, P4670		
Zharikova, E.		P2784 Zito, A.	P4630		
		P3580 Zito, C.	P1626, P1648, P2463, 4929		

## Chairpersons & Judges / Speakers & Discussants / Authors Zva – Zyw

NAME	PAGE(S) / PROGRAMME NR(S)	NAME	PAGE(S) / PROGRAMME NR(S)	NAME	PAGE(S) / PROGRAMME NR(S)
Zvartau, N.E.	P3401, P5244	Zweiker, D.	P4452, P5559	Zykov, M.	P5275
Zvirblyte, R.	P3315	Zwetsloot, P.P.M.	P5396	Zymilinski, R.	P1175
Zwager, C.	5988	Zwinderman, A.H.	P243, P2813, 6090	Zysko, D.	P3521
Zwahlen, M.	6063	Zwisler, A.D.	P2707, P5467	Zyw, L.	P3596
Zwart, B.	P3460	Zwisler, A.D.Z.	P2698		
Zweerink, A.	P6271	Zych, B.	P2411		

## NOTES

# Join the global fight against cardiovascular disease

The World Heart Federation is dedicated to leading the global fight against cardiovascular disease (CVD), including heart disease and stroke. We are the only global advocacy and leadership organization bringing together the CVD community to drive the CVD agenda and help people live longer, better, more heart-healthy lives.

Working through and on behalf of more than 200 member organizations in over 100 countries, we convene and connect our members to share insights, science, best practice and resources, acting as a global thought leader and catalyst for positive change. Together we strive for a 25% reduction by 2025 in premature deaths from cardiovascular disease around the world.

To find out how to become a member visit  
[www.world-heart-federation.org/members](http://www.world-heart-federation.org/members)



**WORLD HEART  
FEDERATION®**

**World Congress of Cardiology  
& Cardiovascular Health**



[/worldheartfederation](https://www.facebook.com/worldheartfederation)



[/worldheartfed](https://twitter.com/worldheartfed)



[www.worldheart.org](http://www.worldheart.org)

The image features a purple background with several decorative elements. At the top, there is a white Greek key pattern that curves from the left edge towards the right. Below this, the text 'ESC CONGRESS' is written in white, with 'ROME 2016' in yellow below it. A vertical white line runs down the left side of the page. A yellow dashed line curves from the top left towards the right. A solid yellow line curves from the top left, dips down, and then curves back up towards the right. At the bottom, there are two white curved lines and a yellow laurel wreath that curves from the left towards the right.

ESC CONGRESS  
ROME 2016

**LIST OF TOPICS**

## Topic (PROGRAMME NUMBER(S))

### 3-D echo

P546, P1143, P1144, P1145, 1316, P1374, 2085, 2086, 2087, 2088, P2455, P2456, P2457, P2458, P2459, P2460, P2461, P2462, 4932, 4934, 4935, 4936, 4937, 4938

### Acute cardiac care in the emergency department

P1196, P1197, P1198, P1199, 1258, 1360, 1362, 1368, 2267, P3744, P3750, P3753, P3755, P3756, P3757, 3925, 3926, P4779, P4783, P4787, P4788, P4789, P4790, P4791, P4792, P4793, P4794, P4795, P4796, P4797, P4798, 4830, 4831, 4832

### Acute intensive cardiovascular care

5, 429, 1207, 1361, 1363, 1364, 1366, 1367, 1369, 1921, 2268, 2310, 2311, 2312, 2313, 2314, 2315, 2316, 2317, 2318, P2883, P2884, P2885, P2886, P2887, P2888, P3745, P3746, P3747, P3748, P3758, P3759, 3960, 3961, 3962, 3963, 4227, 4228, 4229, 4230, P4759, P4769, P4770, P4771, P4772, P4773, P4774, P4775, P4776, P4777, P4780, P4781, P4782, P4784, P4785, P4786, P4800, P4801, 4808, 4809, 4826, 4827, 4828, 4829, 4858, P5196, P5197, P5198, P5199, 5993, 5994, 6037, 6038, 6039, 6040

### Acute nursing care

6, 1882, P2415, P2416, P3630, P5491, P6450

### Acute pulmonary embolism

161, 162, 163, 164, 165, 2119, 2120, 2356, 2357, 2358, 2359, 2360, P3707, P3708, P3709, P3710, P3711, P3712, P3713, P3714, P3715, P3716, P3717, P3718, P3719, P3720, 3892, 3893, 3894, 3895, 3896, P4124, P4125, P4126, P4127, P4128, P4129, P4130, 4141, 4264, 4265, 4266, 4267, P4691, P4692, P4693, P4694, P4695, P4696, P4697, P4698, P4699, P4700, P4701, P4702, P4703, P4704, P4705, 5721, 5722, 5723, 5727, 5728, 5729, 5852, 5853, 5854, 5855, 5856, 5857, 5858, 5859

### Adjunctive medical therapy

2001, P5612, P5613, P5614, P5615, P5616, P5617, P5618, P5619, P5620, P5621, P5622, P5623, P5624, P5625, P5626, P5627, P5628, P5629, P5630, P5631, P5632, P5637, 5951, P6132, P6133, P6134, P6135

### Adult congenital heart disease

P247, 1115, P2809, P2810, P2811, P2812, P2813, P2814, P2815, P2816, P3736, P3737, P3738, P3739, P3740, P3741, P3742, 6087

### Ambulatory pressure monitoring

P1376, 2292, 2293, 2294, 2295, 2296, P3091, P3094, P4090, 4876, 4877, 4878, 4879, 5734, P6174, P6175, P6176, P6177, P6178, P6179, P6180, P6181, P6182, P6183

### Angina pectoris stable

P1410, P1411, P1412, P1413, P1414, P1850, P1851, P1852, P1853, P1854, P1855, P1856, P1857, P1858, P1859, P1860, P1861, P1862, P1863, P1864, P1865, P1866, P1867, P1868, P1869, P1870, P1871, P1872, P1873, 2240, 2241, 2242, 2243, 2911, 2912, 2913, 2914, 2915, 2916, 2917, 2918, 2919, 2920, 2921, 2922, 3897, 3898, 3899, 3900, 3901, 3902, 3903, 3904, 4067, 4068, 4069, 4070, 4071, 4072, 4074, 4075, 4076, 4142, 4143, 4144, 4145, P6516, P6517, P6518, P6519, P6520, P6521, P6522, P6523, P6524, P6525, P6526, P6527, P6528, P6529, P6530, P6531, P6532, P6533, P6534, P6535, P6536, P6537

### Angina pectoris unstable

338, 339, 340, 341, 342, P1382, P2829, P2833, P2868, P2869, P2870, P2871, P2872, P2873, P3793, P3794, P3797, P3805, P5635, P5638, P5941, 6041

### Angiogenesis

P222, P223, P224, P225, P226, P227, P228, 1888, P6113, P6114, P6115, P6116, P6312, P6313, P6314, P6315, P6316, P6317

### Antiarrhythmic drugs

3005, P3476, P3477, P3478, P3479, P3480, P3481, P3482, P3483, P3484, P3485, P3486

### Antibradycardia pacing

1889, 2234, 3856, 3859, 3860, 5089, 5090, 5091, 5092, 5093, P6290, P6291, P6292, P6293, P6294, P6295, P6296, P6297, P6298, P6299, P6300, P6301, P6302, P6303, P6304, P6305, P6306, P6307

### Antithrombotic agents and thrombolysis

2077, 2078, 2079, 2080, P3140, 3241, 3242, 3243, 3244, 3891, 4208, 5816, 5970, P6551, P6552

### Aorta, peripheral arterial and venous surgery

P1523, P2518, P2519

### Aortic disease

P619, P620, P621, P622, P623, P624, 997, 998, 999, P1522, P2157, P2158, P2159, 2283, 2285, 2286, 2287, P2395, P2396, P2397, P2398, P2399, 3982, 3983, 3984, 3985, 4056, P5901

### Aortic valve disease

157, 158, 159, 372, P838, P839, P840, P841, P842, P843, P844, P845, P846, P847, P848, 1110, 1111, 1112, 1113, 1336, 1337, 1338, 1339, 1340, 1341, 1342, 1343, 1349, 1350, P1735, P1736, P1737, P1738, P1739, P1740, P1741, P1742, P1743, P1744, P1745, 1979, 1980, 1981, 1982, 1983, 2004, 2005, 2006, 2007, 2021, 2284, P2751, P2752, P2753, P2754, P2755, P2756, P2757, P2758, P2759, P2760, P2761, 2938, 3055, 3056, 3057, 3059, 3283, 3284, 3285, 3286, 3287, 3288, 3289, 3290, 3291, 3292, P3679, P3680, P3681, P3682, P3683, P3684, P3685, P3686, P3687, P3688, P3689, 4053, 4054, 4055, 4057, P4664, P4665, P4666, P4667, P4668, P4669, P4670, P4671, P4672, P4673, 4810, 4811, 5134, 5135, P5523, P5524, P5525, P5526, P5527, P5528, P5529, P5530, P5531, P5532, P5533, P5931, P5932, P5933, P5934, P5935, P5936, P5937, P6453, P6454, P6455, P6456, P6457, P6458, P6459, P6460, P6461, P6462, 6608, 6609, 6610, 6611, 6612, 6613, 6614, 6615, 6616

### Aortic valve interventions

160, P849, P850, P851, P852, P853, P854, P1746, P1747, P1748, P1749, P1750, P1751, 2023, 2024, 2025, P2420, P2421, P2422, P2423, P2424, P2762, P2763, P2764, P2765, P2766, P3690, P3691, P3692, P3693, P3694, 4268, 4269, 4270, 4271, 4272, P4674, P4675, P4676, P4677, P4690, P5534, P5535, P5536, P5537, P5538, P5549, 5724, 5725, 5726, 5768, 5944, P6463, P6464, P6465, P6466, P6467

### Aortic valve surgery

P2494, P2495, P2496, 2943, 2944, 2945, 3986, 3989, 3990, 5790, P5899, P5900, P5903, 6015, 6016, 6017, 6018

### Atherosclerosis

440, 441, 442, 443, 444, 445, 1260, 1261, 1262, 1263, 2270, 2271, 2272, 2273, P2405, P2406, P2407, P2408, 2974, 2975, 2976, 2977, 3840, 3841, 3842, 3843, 3844, 3845, 3846, 3847, 3848, 3849, 3850, 3851, 3852, 3941, 3942, 3943, 3944, 3945, 3970, P4523, P4524, P4525, P4526, P4527, P4528, P4529, P4530, P4531, P4532, P4533, P4534, P4535, P4539, P4540, P4541, P4542, 4863, 4864, 4865, 4866, 4867, P4975, P4978, 5016, 5017, 5673, 5674, 5675, 5676, 5677, 5709, 5710, 5712, 5950



## Topic (PROGRAMME NUMBER(S))

### Atrial fibrillation (AF)

261, 412, 413, 414, 415, 416, 417, 418, 419, 428, 432, 433, 434, 435, 436, 437, 438, 439, 1008, 1009, 1010, 1057, 1058, 1059, 1060, 1216, 1217, 1218, 1219, 1351, 1352, 1353, 1354, 1355, 1356, 1357, 1358, P1385, P1386, P1387, P1388, P1389, P1527, P1528, P1529, P1530, P1531, P1532, P1533, P1534, P1535, P1536, P1537, P1538, P1539, P1540, P1541, P1542, P1543, P1544, P1545, P1546, P1547, P1548, P1549, P1573, P1574, P1575, P1576, P1577, P1578, P1579, P1580, P1581, P1582, P1583, P1584, P1585, P1586, P1587, P1588, 1875, 1876, 1878, 1879, 1881, 1891, 1903, 1905, 1907, 1917, 1939, 1940, 1941, 1942, 1943, 1971, 1972, 1973, 1974, 1991, 1992, 1993, 1997, 2064, 2065, 2066, 2068, 2211, 2212, 2250, P2541, P2542, P2543, P2544, P2545, P2546, P2547, P2548, P2549, P2550, P2551, P2552, P2553, P2554, P2558, P2559, P2560, P2561, P2562, P2563, P2564, P2565, P2566, P2567, P2568, P2569, P2570, P2571, P2572, P2573, P2574, P2575, P2576, P2577, P2578, P2579, P2580, P2581, P2582, P2583, P2584, P2585, P2586, P2587, P2588, P2589, P2590, P2591, P2592, P2593, P2594, P2595, P2596, P2597, P2598, P2599, P2600, P2601, P2602, P2603, P2604, P2605, P2606, P2607, P2608, P2609, P2610, 2901, 2902, 2903, 2904, 2905, 2906, 2950, 2951, 2952, 2954, 2955, 2999, 3000, 3001, 3002, 3003, 3064, 3065, 3066, 3068, 3069, 3070, 3071, 3072, 3073, P3104, P3105, P3106, P3107, P3108, P3109, P3110, 3148, 3153, 3233, 3234, 3235, 3236, 3293, 3294, 3295, 3297, 3298, 3299, 3300, 3301, P3488, P3490, P3491, P3492, P3493, 3873, 3874, 3875, 3876, 3877, 3878, 3888, 3905, 3906, 3907, 3908, 3909, 3910, 3911, 3912, 3913, 3914, P4097, P4098, P4099, P4100, P4101, P4102, P4103, 4147, 4223, 4224, 4225, 4226, P4452, P4453, P4454, P4455, P4456, P4457, P4458, P4459, P4460, P4461, P4462, P4463, P4464, P4465, P4466, P4467, P4468, P4469, P4470, P4477, P4478, P4479, P4480, P4481, P4482, P4483, P4484, P4485, P4486, P4487, P4488, P4489, P4518, 4884, 4885, 4886, 4887, 4888, 4889, 4890, 4891, 4892, 4893, P4968, P4969, P4970, P4971, P4972, 5094, 5095, 5096, 5097, 5098, 5099, P5173, P5175, P5311, P5312, P5313, P5314, P5315, P5316, P5317, P5318, P5319, P5320, P5321, P5322, P5323, P5324, P5325, P5326, P5333, P5335, P5336, P5337, P5338, P5339, P5340, P5341, P5342, P5343, P5344, P5345, P5346, P5347, P5348, P5349, P5350, P5351, P5352, P5353, P5354, P5355, P5356, P5357, P5358, P5359, P5360, 5671, 5672, 5678, 5679, 5680, 5681, 5682, 5730, 5805, 5811, 5945, 5946, 5949, 6027, 6028, 6029, 6030, 6031, 6032, 6033, 6034, 6035, 6036, P6259, P6262, P6308, P6309, P6310, P6311, 6619

### Automatic implantable cardioverter / defibrillator

P691, P692, P693, P694, P695, P696, P697, P3504, P3505, P3506, P3507, P3508, 5806, 5807

### Autonomic nervous system and humoral regulations

P1147, P3092, 3231, P5240, P5241, P5242, P5243, P5244, P5245, P5246, P5247, P5248, P6102

### Basic mechanisms

2254, 2258, 2259, 2373, P3598, P3599, P3600, 3971, P4555, P4556, P4557, P4558, P4559, P4560, P4561, P4562, P4563, P4564, P4565, P4566, P4567, 4921, P5181, P5182, P5183, P5184, P5185, 5850, 5851, P5920

### Big data analysis in cardiology, registries and databases

P475, P552, P553, 1004, 1005, 1006, 1007, 3029, P3382, P3383, P3388, P3389, P3390, P3391, P3392, P3393

### Biomarkers

P502, P503, P504, P505, P506, P799, P800, P801, P802, P803, P804, P805, P806, P807, P808, P809, P810, P811, P812, P813, P814, P815, P816, P817, P833, P1722, P1731, P1734, 1984, 1985, 1986, P2185, P2186, P2187, P2188, P2189, P2190, P2191, 5119

### Bodyweight

1080, P2711, P2712, P2713, 4250, 4251, 4252, 4253, 4254, P4619, P4620, P4621, P4622, P4623, P4624, P4625, P4626

### CAD and comorbidities

115, 116, 117, 118, 119, 120, 121, 122, P904, P905, P906, P907, P908, P909, P910, P911, P912, P913, P914, P915, P916, P917, P918, P919, P920, P921, P922, P923, P924, P925, P926, P927, P928, P929, P930, P934, P935, P937, P945, P946, 1307, 1308, 1309, 1310, 2003, 2016, P2199, P2200, P2201, P2202, P2203, P2204, P2205, P2425, P2426, P2427, P2428, P2429, P2820, P2821, P3760, P3761, P3762, P3763, P3764, P3765, P3766, P3767, P3768, P3769, P3770, P3771, P3772, P3773, P3774, P3775, P3776, P3777, P3778, P3779, P3780, P3781, P3782, P3783, P3784, P3785, 3934, 4013, 4014, 4015, 4016, 4148, 4149, 4150, P4729, P4730, P4731, P4732, P4733, P4734, P4735, P4736, P4737, P4738, P4739, P4740, P4741, P4742, P4743, P4744, P4745, P4746, P4747, P4748, P4749, P4750, P4751, P4752, P4753, P5633, P5634, P5636, 5695, 5696, 5697, 5698, 5699, 5700, 5701, 5702, 5703, 5732, 5745, 6598, 6599, 6600, 6601, 6602, 6603, 6604, 6605, 6606, 6607

### Cardiac biology and senescence

1264, 1265, 1266, 1267, P1618, P1619, P1620, P1621, P1622, P1623, P2172, P2173, P2174, P2175, P2176, P2177, P2626, 3209, 4182, 4183, 4184, 4185

### Cardiac surgery

P500, 1335, P1396, 3152, P3569, P3570, P3571, P3572, P3573, 3935, P4985

### Cardiomyopathies

469, 470, 471, 472, P877, P878, P879, P880, P881, P882, P883, P884, P885, P886, P887, P888, P889, P890, P891, P1186, P1187, P1188, P1189, P1190, P1191, P1192, 1344, 1345, 1346, 1347, 1348, P1778, P1779, P1780, P1781, P1782, P1783, P1784, P1785, P1786, P1787, P1788, P1789, P1790, P1791, P1792, 2014, 2238, 2253, P2794, P2795, P2796, P2797, P2798, P2799, P2800, P2801, P2802, P2803, P2804, P2805, P2806, P2807, P2808, 3060, 3061, 3062, 3063, P3721, P3722, P3723, P3724, P3725, P3726, P3727, P3728, P3729, P3730, P3731, P3732, P3733, P3734, P3735, P4706, P4707, P4708, P4709, P4710, P4711, P4712, P4713, P4714, P4715, P4716, P4717, P4718, P4719, P4720, 4925, 4926, 4927, 4928, 5130, 5131, 5132, 5133, P5564, P5565, P5566, P5567, P5568, P5569, P5570, 5973, 5974, 5975, 5976, 5977, 5978, 5979, 5980, 5981, 5982, 6014

### Cardiotoxicity of drugs

P739, P740, P741, P742, P743, P744, P745, P746, P747, P748, 2099, 2100, 2102, 2103, P2179, P2180, P2181, P2182, P2183, P2184, P3585, P3586, P3587, P3588, P4587, P5918, P5919, P5921, P5922, P5923, P5924

### Cardiovascular anatomy and pathology

P1394, 3969, P3585, P3586, P3587, P3588, P3589, P3590, P3591, P3592, P3593, P3594, P3595, P3596, P3597, P3598, P6341

### Cardiovascular Magnetic Resonance (CMR)

1075, 1076, 1077, 1078, 1079, 4154, 4155, 4156, P4297, P4298, P4299, P4300, P4301, 4903, 4904, 4905, 4906, 5865, 5866, 5867, 5868, 5869, 5870, 5871, 5872, 5873, P5884, P5885, P5886, P5887, P5888, P5889, P5890, P6136, P6137, P6138, P6139, P6140, P6141, P6142

### Cardiovascular prevention: interventions and outcomes

179, 270, 271, 272, 273, 274, 275, 276, 277, 278, 356, 361, 362, 363, 395, 397, 1251, P1694, P1695, P1696, P1697, P1698, P1699, P1700, P1701, P1702, P1703, P1704, P1705, P1706, P1707, P1708, P1709, P1710, P1711, P1712, P1713, 1894, 1895, 1896, 1897, 1898, 1899, 1900, 1901, 1902, 1969, 1999, 2000, 2224, 2225, 2226, 2331, 2332, 2333, P2417, P2418, 2889, 2890, 2891, 2892, 2956, 2957, 2958, 3035, 3163, 3164, 3165, P4117, P4118, P4119, P4120, 4138, 4211, 4212, 4246, 4247, 4907, 4908, 4909, 4910, 4911, 5040, 5041, 5042, 5043, 5044, 5045, 5046, 5047, 5048, 5049, 5711, 5833, P6395, P6404, P6406, P6408, P6411, P6412, P6413, P6414, P6426, P6427, P6428, P6429, P6432, P6433, P6441, P6442, P6443, P6444, P6445, P6446, P6447

## Topic (PROGRAMME NUMBER(S))

### **Cardiovascularrehabilitation: interventions and outcomes**

1885, P2693, P2694, P2695, P2696, P2697, P2698, P2699, P2700, P2701, P2702, P2703, P2704, P2705, P2706, P2707, P2708, P2709, P2710, 3030, P3125, P3126, P3127, P3128, P3129, P3130, P3131, 3160, 3161, 3162, P3342, P3343, P3344, P3345, P3346, P3620, P3621, P3622, P3623, P3624, P3625, P3626, P3627, P3628, P3629, 4025, 4026, 4027, 4028, 4029, P5466, P5467, P5468, P5469, P5470, P5471, P5472, P5473, P5474, P5475, P5476, P5477, P5478, P5479, P5480, P5481, P5482, P5483, P5484, P5485, 5832

### **Carotid disease**

P612, P613, P614, P615, P616, P617, P618, 1880, 4064, 4065, 4066

### **Catheter ablation**

P1553, P1571, 1904, 1906, 1919, 1996, 2214, 2239, P2400, P2401, P2402, P2403, P2404, P2555, P2556, P2557, 3004, 3006, 3917, 4190, P4490, P4491, P4492, P4493, P4494, P4495, P4496, P4497, P5171, P5172, P5174, P5327, P5328, P5329, P5330, P5331, P5361, P5362, P5363, P5364, P5365, P5366, P5367, P5368, P5369, P5370, P5371, P5372, P5373, P5374, P5375, P5376, P5377, 5769, 5810

### **Chronic nursing care**

7, 8, 42, 43, 263, 264, 360, 1324, 1325, 1326, 1327, P2418, P2419, P5486, P5487, P5488, P5489, P5490

### **Chronic pulmonary hypertension**

13, 14, 15, 16, 265, 266, 267, 268, 380, 381, 382, 383, 401, 402, 403, 404, 405, 406, P868, P869, P870, P871, P872, P873, P874, P875, P876, P1762, P1763, P1764, P1765, P1766, P1767, P1768, P1769, P1770, P1771, P1772, P1774, P1775, P1776, P1777, 1887, 1935, 1936, 1937, 1938, 2118, 2121, 2122, P2778, P2779, P2780, P2781, P2782, P2783, P2784, P2785, P2786, P2787, P2789, P2790, P2791, P2792, P2793, P3132, P3133, P3134, P3135, P3136, P3347, P3348, P3350, P3351, 3879, 3880, 3881, 3882, 5019, 5746, 5747, 5748, 5749, 5750, 5754, 6092, P6479, P6480, P6481, P6482, P6483, P6484, P6485, P6486, P6487, P6488

### **Circulatory assist and other**

P1504, P1505, P1506, P1507, P1508, P1509, P1510, P1511, P1512, P1513, P1514, P1515, P1516, P1517, P1518, P1519, P1520, 3988, 4872, 4873, 4874, 4875, P5902

### **Computer modelling and simulation**

P547, P548, P549, P550, P3084, P3085, P3086, P3087, P3088, P3089, 3820

### **Congenital heart disease imaging**

P892, P893, P894, P895, P896, P897, P898, P899, 4049, 4050, 6084, 6085, P6129, P6130

### **Congenital, foetal heart disease and intervention**

P249, 6088, P6127, P6128, P6512, P6513, P6514, P6515

### **Coronary surgery**

P483, P484, P485, P486, P487, 2037, 2039, 2040, P2481, P2482, P2483, P2484, P2485, P2486, P2487, P2488, P2489, P2490, P2491, P2492, P2493, 3220, 5788, 5874

### **CPR (cardiopulmonary resuscitation)**

123, 124, 125, 126, 1061, 1062, 1063, 1064, P1193, P1194, P1195, 1303, 1304, 1305, 1306, 4231, 4232, 4233, 4234, 4235, P4755, P4756, P4757, P4758, P4760, P4761, P4762, P4763, P4764, P4765, P4766, P4767, P4768, 4833, 4834, 4835, P5200

### **Developmental biology**

65, 66, 67, 68, 69, 70, 71, 72, 986, 1029, P1390, P1391, P1392, P1393, P1403, 2033, 2034, 2035, 2036, 2274, 2275, 2276, 2277, 3204, 3205, 3206, 3207, P5383, P5384

### **Device complications and lead extraction**

P216, P217, P218, P219, P220, P221, P3526, P3527, P3528, P3529, P3530, P3532, P3533, P3534, P3535, P3536, 4207, P6263, P6264

### **Devices / interventions**

2002, 2054, 2055, 2056, 2057, 2058, 2230, 2231, 2232, 3858, 3995, 3996, 3997, 3999, P5249, P5250, P5251, 6019, 6020, 6021, 6022, P6101

### **Diabetes management**

45, 46, 47, 48, 1922, 1923, 1924, 1925, 1926, 1927, 1928, 1947, 1948, 1949, 1950, 1951, 2215, 2216, 2217, 2896, 2897, 2898, 2899, 2900, 3154, 3155, 3156, P4615, P4616, P4617, P4618, 5947, 5948

### **Diabetes, dysglycaemia and metabolic syndrome**

44, 49, 50, 51, 52, 1081, 1082, 1083, 3262, 3263, 3264, 3265, P3641, P3642, P3643, P3644, P3645, P3646, P3647, P3648, P3649, P3650, P3651, P3652, P3653, P3654, P3655, P3656, P3657, P3658, 4163, 4164, 4165, P4607, P4608, P4609, P4610, P4611, P4612, P4613, P4614

### **Diastolic dysfunction**

153, P769, P770, P771, P772, P773, P774, P775, P776, P777, P1176, 1328, 1329, 1330, 1331, P1395, P1397, P1398, 1893, 2367, P3582, P3583, P3584, P3589, P3590, P3591, P3592, P3593, P3594, P3595, P3596, 4037, P4111, P4112, P4113, P4114, P4115, P4116, 4259, 4260, 4261, 4262, 4263, P5414, P5415, P5416, P5417, P5418, P5419, P5433, P5434, P5435, P5436, P5437, P5438, P5439, P5440, P5441, P5442, P5443

### **Drug therapy, pharmacogenetics**

322, 323, 324, 325, 326, 327, 328, 329, P478, P480, P481, P482, 2995, 3157, 3158, 3159, 3175, 3176, 3177, 3178, 4213, 4214, 4215, 4217, 4880, 4881, 4882, 4883, P4955, P4956, P4959, P4960, 5085, 5086, 5087, 5088, 5800, 5801, 5802, 5803, 5804, P5891, P5892, P5893, P5894, P5895, P5896, 6023, 6024, 6025, 6026

### **e-Cardiology other**

P473, P476, 1242, 1243, 1244, 2245, 2246, 2247, 3032, 3258, 3259, 3260, 3261, P3384, P3385, P3386, P3387, 4237, 4804, 4805, 5059, 5060, 5061, 5062, P5207, P6155, P6156, P6168, P6169, P6171, P6173

### **ECG, arrhythmia analysis, cardiovascular signal processing**

P1450, P1451, P1452, P1453, P1454, 2133, 2134, 2135, 2136, 2137, 2138, 2139, 2140, 2141, 2142

### **Echo / Doppler, other**

P535, P536, P537, P538, P539, P541, P542, P543, P544, P545, P1428, P1429, P1430, P1431, P1432, P1433, P1434, P1435, P1436, P1437, P1438, P1439, P1440, P1441, P1442, P1443, P1444, P1445, P1446, P1447, P1448, P1449, P2146, P2147, P2148, P2149, 2327, 2328, 2329, 2330

### **Echo-contrast / tissue characterisation**

P2143, P2144, P3373, P3374, P3375, P3376, P3377, P3378, P3379, P3380, P3381, 6047, 6049, 6050

## Topic (PROGRAMME NUMBER(S))

### Echo-valvular heart disease

P1139, P1140, P1141, P1142, 1311, 1312, 1313, 1314, 1315, 1317, 1318, 1319, P1370, P1371, P1372, P1373, 2319, 2320, 2321, 2322, 2323, 2324, 2325, 2326, P2430, P2431, P2432, P2433, P2434, P2435, P2436, P2437, P2438, P2439, P2440, P2441, P2442, P2463, P2464, 3861, 3862, 3863, 3864, 4275, 4929, 4930, 4931, 4933

### Echo-ventricular function and myocardial diseases

P195, P196, P197, P198, P199, P200, P201, 347, 349, 352, 353, 354, 355, 1070, 1072, P1415, P1416, P1417, P1418, P1419, P1420, P1421, P1422, P1423, P1424, P1425, P1426, P1427, 1892, 1975, 1976, 1977, 1978, 2081, 2082, 2083, 2084, P2465, P2466, P2467, P2468, P2469, 3021, 3022, 3023, 3024, 3025, 3026, 3027, 3028, 3250, 3251, 3252, 3253, 3254, 3255, 3256, 3257, 4017, 4018, 4019, 4020, P4342, P4343, P4344, P4345, P4346, P4347, P4348, P4349, P4350, P4351, P4352, P4353, P4354, P4355, P4356, P4357, P4358, P4359, P4360, P4361, P4362, P4363, P4364, P4365, P4366, P4367, P4368, P4369, P4370, P4371, P4372, P4373, P4374, P4375, P4376, P4377, 4806, 4807, 5822, 5824, 5826, 6052, 6053, 6054, 6055, 6056, P6094, P6095, P6096, P6097, P6098

### Elderly and cardiovascular diseases

41, 1084, 1085, 1086, 1087, 1088, 1235, 1236, 1237, 2094, 2096, P2391, P3659, P3660, P3661, P3662, P3663, P3664, P3665, P3666, P3667, P3668, P3669, P3670, P3671, P3672, P3673, P3674, P3675, P3676, P3677, P3678, P4327, P4329, P4330, P4641, P4642, P4643, P4644, P4645, P4646, P4647, P4648, P4649, P4650, P4651, P4652, P4653, P4654, P4655, P4656, P4657, P4658, P4659, P4660, P4661, P4662, P4663, 5954, P6434, P6448, P6451, P6452

### Electrocardiography / cardioversion / defibrillation

1130, 1136, 1359, P1524, P1525, P1526, P1550, P1551, P1560, P1561, P1562, P1563, P1564, P1565, P1566, P1567, P1568, P1569, P1570, 2060, 2062, 3067, 3824, P5332, P5378, P5379, 5715, 5716, 5717, P6257, P6258, P6260, P6261

### Endocarditis

9, 10, 11, 12, 53, 54, 55, 56, P860, P861, P866, P867, P1757, P1758, 2251, 2264, 2269, P2773, P2774, 2936, 2937, P3701, P4684, P4993, P4994, P4995, P4996, P4997, P4998, P4999

### Endothelial function and the microcirculation

2029, 2030, 2031, 2032, P3334, P4104, P4105, P4106, P4107, P4108, P4109, P4110, 4278, 4282, 4284, P6318, P6319, P6320, P6321, P6322, P6323, P6324, P6325, P6326, P6327, P6328, P6329, P6330, P6331, P6332

### Environment and CV diseases

2335, 2336, 2337, 2338, P2730, P2731, P2732, P2733, P2734, P2735, P2736, P2737, P5186, P5187, P5188, P5189

### Epidemiology, lipids

180, 181, 182, 183, 184, 185, 186, 187, P818, P819, P820, P821, P822, P823, P824, P825, P826, P827, P828, P829, P830, P831, P832, P834, P835, P836, P837, P1714, P1715, P1716, P1717, P1718, P1719, P1720, P1721, P1723, P1724, P1725, P1726, P1727, P1728, P1729, P1730, P1732, P1733, 1998, 2089, 2090, 2091, 2092, 2093, P2748, P2749, P2750, 2959, 2960, 2961, 3037, 3038, 3039, 3040, 3041, P3633, P3634, P3635, 3927, 3928, 3929, 3930, 4176, 4177, 4178, 4179, 4180, 4181, 4248, 4249, 4821, 4842, 4843, 4844, 4845, 4846, 4847, P4986, P4987, P4988, P4989, P4990, P4991, P4992, 5113, 5114, 5115, 5116, 5117, 5118, P5190

### Excitation-contraction coupling and contractile remodelling

P2171, P3559, P3560, P3561

### Exercise testing and training

139, 140, 141, 142, 143, 144, 145, 146, P241, P242, 384, 385, 386, 392, P779, P780, P781, P782, P783, P784, P785, P786, P787, P788, P789, P790, P791, P792, P793, P794, P795, P796, P797, P798, P1675, P1676, P1677, P1678, P1679, P1680, 4166, 4167, 4168, 4169, 4812, 4813, 5835, 5836, 5837, 5838, 5839, 5840, 5841, 5842, 5843, 6057, 6059, 6061

### Genetic aspects of arrhythmias

1129, 1131, 1132, 1133, 1134, 1135, 1137, 1138, 2059, 2061, 2063, 3007, P3466, P3467, P3468, P3469, P3470, P3471, P3472, P3487, P4312, P4313, P4314, P4315, P5380, P5381, P5382, 5996, 5997

### Genetics and gene therapy

114, P493, P494, P495, P496, P1609, P1610, P1611, P1612, P1613, P1614, P1615, P1616, P1617, P3549, P3550, P3551, P3552, 4848, 4849, 4850, 4851, 5055, 5056, 5057, 5058, 5070, P5176, P5179, P5180, P6337, P6338, P6339, P6340

### Grown-up congenital heart disease and surgery

P243, P244, P245, P246, 376, 377, 378, 379, 1114, 1116, 1117, 1118, P1793, P1794, P1795, P1796, P1797, 2351, 2352, 2353, 2354, 2355, 3058, 4051, 4052, 6089, 6090, 6091, P6131

### Growth factors, neurohormones and signal transduction-cardiac

2128, 2129, P3557, P3558, 5063, 5064, 5065, 5066

### Guidelines and implementation in low resource settings

2930, 2931, 2996, 2997, 2998, 4216, P4957, P4958, 5792, 5793, 5794, 5795, 5796, 5797, 5798, 5799

### Haemodynamics, heart and hypertension

102, 103, 104, 105, 106, P202, P203, P205, 314, 315, 316, 317, 318, 319, 320, 321, 1044, 1045, 1046, 1047, P2154, P2393, 3228, 3229, 3230, 3232, P4085, P4305, P4306, P4381, P4382, P4383, P4384, P4385, P4386, P4387, P4388, P4389, P4390, 5759, 5760, 5761

### Health economics and comparative effectiveness research

P554, P5201, P6157

### Heart failure, other

40, 154, 155, 156, 191, 193, P234, 262, 451, 452, 453, 454, 455, 456, 457, 458, 459, 460, 461, 462, 463, P497, P498, P499, P501, 1097, 1098, 1100, 1101, 1122, 1123, 1124, 1125, 1127, 1128, P1172, 1208, 1209, 1210, 1211, 1220, 1221, 1222, 1223, 1224, 1225, 1232, 1233, 1234, 1952, 1953, 1954, 1955, 1956, 1957, 2206, 2347, 2348, 2349, 2350, 2371, P2642, P2643, P2644, P2645, P2646, P2647, P2648, P2649, P2650, P2651, P2652, P2653, P2654, P2655, P2656, P2657, P2658, P2659, P2660, P2661, P2662, P2663, P2664, P2665, P2666, P2667, P2668, P2669, P2670, P2671, P2672, P2673, P2674, P2675, P2676, P2677, P2678, P2679, P2680, P2681, P2682, P2683, P2684, P2685, P2686, P2687, P2688, P2689, P2690, P2691, P2692, 2893, 2894, 2895, 2940, 2941, 2942, 3031, 3050, 3051, 3053, 3054, 3179, 3180, 3181, 3182, 3183, 3184, 3271, 3272, 3273, 3274, 3275, 3276, 3277, 3278, P3337, P3338, P3339, P3340, P3341, P3597, P3606, P3607, P3608, P3609, P3610, P3611, P3612, P3613, P3614, P3615, P3616, P3617, P3618, P3619, 3854, 3855, 4040, 4041, 4042, 4043, 4170, 4171, 4172, 4173, 4174, 4175, 4255, 4256, 4257, 4258, P4603, P4604,

## Topic (PROGRAMME NUMBER(S))

P4605, 4823, 4824, 4825, 4836, 4837, 4838, 4839, 4840, 4841, 4917, 4918, 4919, 4920, P4982, P4983, 5011, 5021, 5121, 5122, 5123, 5124, 5125, 5126, 5128, 5129, P5420, P5421, P5422, P5423, P5424, P5425, P5426, P5427, P5428, P5429, P5430, P5431, P5432, P5444, P5445, P5446, P5447, P5448, P5449, P5450, P5451, P5452, P5453, P5454, P5455, P5456, P5457, P5458, P5459, P5460, P5461, P5462, P5463, P5464, P5465, 5690, 5691, 5692, 5693, 5694, 5704, 5705, 5706, 5707, 5708, 5731, 6070, 6071, 6072, 6073, 6620

### **Hypertension, other**

P204, P206, P207, P208, 979, 980, P1149, 1282, 1283, 1284, 1285, P1375, P1377, P1378, P1462, P1463, P1465, P1773, 2008, 2009, 2050, 2051, 2052, 2053, P2150, P2151, P2152, P2153, P2155, P2156, P2470, P2471, P2472, P2473, P2474, P2475, P2476, P2477, P2478, P2479, P2480, P3090, P3093, P3096, P3319, P3321, P3394, P3395, P3396, P3397, P3398, P3399, P3400, P3401, P3402, P3403, P3404, P3405, 3991, 3992, 3993, 3994, 3998, P4084, P4088, P4089, 4209, P4302, P4303, P4304, 5010, 5081, 5082, 5083, 5084, P5161, P5162, P5163, P5165, 5758, 5762, 5983, 5986, 5988, 5989, 5990, 5992, P6184, P6185

### **Hypertension: regional and ethnic profiles**

P566, P1379, P1464, P2390, P2392, P2394, P3095, 4210, P4391, P4392, 5991

### **Hypertrophy, cell cycle and apoptosis**

1025, 1026, 1027, 1028, P1600, P1601, P1602, P1603, P1604, P1605, P1606, P1607, P1608, 2127, 2130, 2131, 2132, 3964, 3965, 3966, 3967

### **Imaging for peripheral disease**

P1471, P1472, P1473, P1474, P1475, P1476, P1477, P1478, 4063

### **Imaging hardware, imaging standards, image processing**

P474, P5202, P5239, P6153, P6154

### **Infarction acute phase non STEMI**

57, 58, 59, 60, P939, 1065, 1066, 1067, 1068, 1069, P2825, P2863, P2867, P2874, P2876, P2877, P3353, P3786, P3800, P3801, P3802, 3821, 3932, 3933, 4009, 4010, 4011, 4012, 4073, P4131, P4133, P5644, P5646, P5651, P5653, P5657, P5662, P5938, P5942

### **Infarction acute phase STEMI**

P931, P932, P933, P936, P938, P940, P941, P942, P943, P944, P953, P955, P956, 1365, 2069, 2070, 2071, 2072, 2073, 2074, 2075, 2076, 2227, 2228, 2229, P2818, P2819, P2822, P2823, P2824, P2826, P2827, P2828, P2830, P2831, P2832, P2859, P2862, P2864, P2865, P2866, P2875, P2879, P2880, P2881, P2882, 3016, 3017, 3018, 3019, 3020, P3352, P3354, P3355, P3356, P3787, P3789, P3790, P3791, P3792, P3795, P3796, P3798, P3799, P4132, P4134, P4135, P4136, P4137, 4205, P4778, 4894, 4895, 4896, 4897, 4898, 5100, 5101, 5102, 5103, P5640, P5641, P5642, P5643, P5647, P5648, P5649, P5650, P5652, P5654, P5655, P5656, P5658, P5659, P5660, P5661, 5737, 5738, 5739, 5740, 5741, 5742, 5743, 5744, P5939, P5940, P6553

### **Infectious, parasitic and nutritional diseases**

P5580

### **Inflammation and immunity**

P957, P972, P973, P974, P975, P976, P2834, P2835, P2836, P2837, P2838, P2839, P2840, P2841, P2842, P2843, P2844, P2845, P2846, P2847, P2848, P2849, P2850, P2851, P2852, P2853, P2854, P2855, P2856, P2857, 3865, 3866, 3867, 3868, 3869, 5735

### **Inflammation, growth factors and signal transduction-vascular**

981, P2409, 2934, 2935, P4536, P4537, P4538, P4543, P4544, P4545, P4546, P4547, P4548, P4549, P4550, P4551, P4552, P4553, P4973, P4974, P4976, P4977, 5764, 5765, 5766, 5767, 6010

### **Integrative physiology and control mechanisms**

73, 74, 75, 76, 292, 293, 294, 295, 982, 983, 1030, 1032, 2962, 2963, 2964, 2965, 3190, 3191, 3192, 3193, P4317, P4318, P4319, P4320, P4321, 4814, 4815, P5177, P5178, P5399, P5400, P5401, P5402, P5403, P5404, P5405, P5406, P5407, P5408

### **Invasive and functional coronary imaging**

90, 91, 92, 93, P1381, P2521, P2522, P2523, P2524, P2525, P2526, P2527, P2528, P2529, P2530, P2531, P2532, P2533, P2534, P2535, P2536, P2537, P2538, P2539, P2540, 3075, 3079, 3080, 3081, 4151, 4152, 4153, P4402, P4403, P4404, P4405, P4406, P4407, P4408, P4409, P4410, P4443, P4444, P4445, P4446, P4447, P5286, P5287, P5288, P5289

### **Invasive electrophysiological studies**

113, P1552, P1554, P1555, P1556, P1557, P1558, P1559, P1572, 3296, 4186, 4187, P5334

### **Ion channels and electrophysiology**

P727, P728, P3111, P3112, P3113, P3114, P3115, P3116, P3117, P3562, P3563, P3564, P3565, P3566, P3567, P3568, 5780, 5781, 5782, 5783

### **Ischaemia and protection**

2123, 2124, 2125, 2126, P2627, P2628, P2629, P2630, P2631, P2632, P2633, P2634, P2635, P2636, P2637, P2638, P2639, P2640, P2641, 3208, 3210, 3211, P3553, P3554, P3555, P3556, 4193, 4194, 4195, 4196, 4197

### **Ischaemia, experimental studies**

P512, P513, P514, P515, P516, P1801, P1802, P1803, P1804, P1805, P1806, P1807, P1808, P1809, P1810, P1811, P1812, P1813, P1814, P1815, P1816, P1817, P1818, P1819, P1820, P1821, P1822, P1823, P1824, 3169, 3170, 3171, 3245, 3246, 3247, 3248, 3249, 6012, 6013

### **Lipids**

446, 447, 448, 449, 450, P713, P714, P715, P716, P717, P1165, P1166, P1169, P1170, P1171, 1967, 1970, 2923, 2924, 2925, 2926, 2927, 2970, 2971, 2972, 2973, 3151, 3166, 3167, 3168, 3870, 3871, 3872, 3946, 3947, 3948, 3949, 3950, 3973, 5018, 5775, 5776, 5777, 5778, 5779

### **m-Health applications and technology assessment**

P551, 4236, 4238, 4239, 4240, P4378, P4379, P4380

### **Mechanisms of arrhythmias**

1000, 1001, 1002, 1003, 1291, 1292, 1293, 1294, 1295, 1296, 1297, 1298, 2297, 2298, 2299, 2300, 2301, 2302, 2303, 2304, 2928, 2929, P4316, P4471, P4472, P4473, P4474, P4475, P4476, P4499, P4500, P4501, P4502, P4503, P4504, P4505, P4506, P4507, P4508, P4509, P4510, P4511, P4512, P4513, P4514, P4515, P4516, P4517

### **Medical aspects of transplantation**

P729, P730, P731, P732, P733, P2410, P2411, P2412, P2413, P2414, 3818, P4984

## Topic (PROGRAMME NUMBER(S))

### Medical treatment

P1479, P1480, P1481, P1482, P1483, P1484, P1485, P1503, 1877, 2067, 2218, 2219, 2220, 2908, 2909, 3146, 3221, 3222, 3223, P3451, 4061, 5120, 5718, 5719, 5720, 5736

### Metabolism and metabolic syndromes

287, 288, 289, 290, 291, P1593, P1594, P1595, P1596, P1597, P1598, P1599, 3837, 3838, 3839, P5409, P5410, P5411, P5412, P5413, 6009, P6342, P6343

### Microcirculation and collaterals

P958, P959, P960, P961, P962, P963, P964, P965, P966, P967, P968, P969, P970, P971, P1401, 2105, P6538

### Minimally invasive and robotic surgery

P3462, P3463

### Miscellaneous

1, 2, 3, 4, 17, 18, 19, 20, 25, 26, 27, 28, 29, 30, 31, 32, 33, 34, 35, 36, 37, 38, 39, 82, 83, 84, 85, 86, 87, 88, 89, 107, 108, 109, 110, 188, 189, 190, 257, 258, 259, 260, 301, 302, 303, 304, 305, 306, 307, 308, 334, 335, 336, 337, 398, 399, 400, P488, 987, 988, 989, 990, 991, 992, 993, 994, 995, 996, 1200, 1201, 1202, 1203, 1204, 1205, 1206, 1246, 1247, 1248, 1249, 1250, 1252, 1253, 1256, 1259, 2018, 2020, 2207, 2208, 2209, 2210, 2248, 2966, 2967, 2968, 2969, 2986, 2990, 3149, 3150, 3185, 3186, 3187, 3188, 3189, 3194, 3195, 3196, 3197, 3198, 3199, 3200, 3201, 3202, 3203, 3825, 3826, 3827, 3828, 3829, 3830, 3833, 3834, 3835, 3836, 3951, 3952, 3953, 3954, 3955, 3956, 3957, 3958, 3959, 4139, 4140, 4803, 4822, 5007, 5008, 5009, 5012, 5013, 5014, 5015, 5050, 5051, 5052, 5053, 5054, 5812, 5958, 5959, 5960, 5961, 5962, 6000, 6001, 6002, 6003, 6051, 6588, 6589, 6590, 6591, 6592, 6593, 6594, 6595, 6596, 6597, 6617, 6618, 6621, 6622, 6623, 6624, 6625, 6626, 6627, 6628, 6629, 6630, 6631

### Mitral valve disease

111, 373, P855, P856, P857, P858, P1752, P1753, P1754, P1755, 1929, 1930, 1931, 1932, 1933, 1934, 2026, 2113, 2114, 2115, 2116, 2117, P2767, P2768, P2769, P2770, P2771, 2939, 3279, 3280, P3695, P3696, P3697, P3698, P3699, P4678, P4679, P4680, P4681, P4682, P5539, P5540, P5541, P5542, 6074, 6075, 6076, 6077, 6078, 6079, 6080, 6081, 6082, 6083, P6468, P6469, P6470, P6471, P6472

### Mitral valve interventions

P479, P859, P1405, P1406, P1407, P1408, P1409, P1756, 2027, 2028, P2772, P3700, P4683, P5543, P5544, P6473

### Mitral valve surgery

P2497, P2498, 3282, 5072, 5073, 5074, 5075, P5897, P5898

### Morphology, pathology and genetics

112, P1798, P1799, P1800, P3743, P4336, P5571, 6093

### Multimodality / hybrid imaging, other imaging

131, 132, 133, 134, 348, 350, 351, P517, P518, P519, P520, P521, P522, P523, P524, P525, P526, P527, P528, P529, P530, P531, P532, P533, P534, 1071, 1073, 1074, 2946, 2947, 2948, 2949, 4157, 4158, 4159, 4899, 4900, 4901, 4902, 5714, 5823, 5825

### Myocardial-pericardial imaging

P900, P901, P902, P903

### Myocarditis

166, 167, 168, 169, 1102, 1103, 1104, 1105, 1106, 1107, 1108, 1109, P4332, P4333, P4334, P4335, P5572, P5573, P5574, P5575, P5576, P5577, P5578, P5579, 5860, 5861, 5862, 5863, 5864, P6497, P6498, P6499, P6500, P6501, P6502, P6503

### Neurohormones

P734, P735, P736, P737, P738, 2260, 2261, 2262, 2374

### Non coronary cardiac interventions

1254, 1268, 1269, 1270, 1271, 1272, 1277, 1278, 1280, 1281, 1890, P2160, P2161, P2162, P2163, 2263, 3937, 3938, 3939, 3940, 4855, P5166, P5168, P5169, P5291, P5292, P5293, P5294, P5295, P5296, P5297, P5298, P5299, P5300, P5301, P5302, P5303, P5304, P5305, P5306, P5307, 5770, 5772, 5995

### Non invasive studies

P652, P653, P654, P655, P656, P657, P658, P659, P660, P661, P662, P663, P664, P665, P666, P667, P668, P669, P670, P671, P672, P673, P674, P675, P676, P677, P678, P679, P680, 1055, P1164, P1589, P1590, P1591, P1592, 2266, P3474, P3475, P3489, P3510, P4498, P4521

### Non-invasive coronary imaging

2045, 2046, 2047, 2048, 2049, 3817, P4393, P4394, P4395, P4396, P4397, P4398, P4442

### Nutrition / Obesity

984, 985, P1400, P1402, P1404, P2714, P2715, P2716, P2717, P2718, P2719, P2720, P2721, P2722, P2723, P2724, P2725, P2726, P2727, P2728, P2729, P2738, P2739, P2740, 3033, 3036, P3636, P3637, P3638, P3639, P3640, 4912, 4913, 4914, 4915, 4916, 6062, 6063, 6064, 6065

### Paediatric cardiology, other

P248, P4721, P4722, P4723, P4724, P4725, P4726, P4727, P4728, P5581, P5582, P5583

### Pathophysiology and diagnosis

147, 148, 149, 150, 151, 152, 1089, 1090, 1091, 1092, 1093, 1094, 1095, 1096, P1173, P1174, P1175, P1177, P1178, 1332, 1333, 1334, 2339, 2340, 2341, 2342, 2343, 2344, 2345, 2346, 2932, 2933, 3042, 3043, 3044, 3045, 3046, 3047, 3048, 3049, P3601, P3602, P3603, P3604, P4568, P4569, P4570, P4571, P4572, P4573, P4574, P4575, P4576, P4577, P4578, P4579, P4580, P4581, P4582, P4597, P4598, P4599, 4922, 4923, 4924, 5844, 5845, 5846, 5847

### Pathophysiology, epidemiology, diagnosis

P625, P626, P1466, P1467, P1468, P1469, P1470, 4058, 4059, 4060, P6229, P6230, P6231, P6232, P6233, P6234, P6242, P6243, P6244

### PCI / stents: devices and technique

77, 78, 79, 80, 81, 309, 310, 311, 312, 313, 1033, 1034, 1035, 1036, 1041, 1042, 1043, 2019, 2022, 2038, 2278, 2279, 2280, 2281, 2282, 2978, 2979, 2980, 2981, P3406, P3407, P3408, P3411, P3412, P3419, P3420, P3421, P3422, P3423, P3424, P3425, P3430, P3446, P3456, P3457, P3458, P3459, P3460, 3819, 3823, 3931, 3936, P4399, P4400, P4401, 4853, 4857, 4868, 4869, 4870, 4871, 4939, 4940, 4941, 4942, 4944, 4945, 4946, 4947, 5034, 5035, 5036, 5146, 5152, P5252, P5253, P5254, P5255, P5256, P5257, P5258, P5259, P5262, P5263, P5290, 5955, P6189, P6190, P6191, P6192, P6198, P6206, P6218, P6219, P6221, P6222, P6223

## Topic (PROGRAMME NUMBER(S))

### PCI: long-term outcome

P1153, P1154, P1155, P1156, P1157, 1920, P2499, P2500, P3409, P3410, P3413, P3414, P3416, P3418, P3441, P3448, P3449, P3453, P3454, P3455, P4091, P4092, P4093, P4094, P4095, P4096, 4146, 5022, 5023, 5024, 5147, 5148, 5149, P5170, P5264, P5265, P5284, P5285, 5713, 5956, P6196, P6197, P6204, P6205, P6235, P6236, P6237, P6238, P6239, P6240, P6241

### PCI: pre-clinical studies

P3461, P3465, P4430, P4451, P4962, P4963, P5308, P5309, P5310

### PCI: primary PCI, patient subsets, other

P209, P210, P211, P212, P213, P214, P215, 2265, P3101, P3415, P3417, P3437, P3438, P3440, P3442, P3443, P3444, P3445, P3447, P3450, P3452, 4203, P4307, P4308, P4309, P4310, P4311, P4432, 4852, 4856, 4943, 5025, 5026, 5027, 5076, 5077, 5078, 5079, 5080, 5153, 5154, 5155, P5261, P5266, P5267, P5269, P5277, P5278, P5279, P5280, P5281, P5282, P5283, P6193, P6195, P6207, P6208, P6209, P6210, P6211, P6212, P6213, P6214, P6215, P6216, P6217, P6224, P6225, P6226

### PCI: procedural complications

1994, P3097, P3098, P3099, P3100, P3102, P3103, P3439, P4448, P4449, P4450, 5150, 5151, P5167, P5260, P5268, P5270, P5271, P5272, P5273, P5274, P5275, P5276, 5771, 5773, 5774, P6103, P6104, P6105, P6106, P6107, P6186, P6187, P6188, P6199, P6200, P6201, P6202, P6203, P6227, P6228

### Percutaneous / endovascular treatment

296, 297, 298, 299, 300, P567, P568, P569, P570, P571, P572, P573, P574, P575, P576, P577, P578, P579, P580, P581, P582, P583, P584, P585, P586, P587, P588, P589, P590, P591, P592, P593, P594, P595, P596, P597, P598, P599, P600, P601, P602, P603, P604, P605, P606, 1279, P1490, P2520, 2982, 2983, 2984, 2985, 3974, 3975, 3976, 3977, 3978, 3979, 3980, 3981, 4062, P6194, P6220

### Pericardial and myocardial disease, tumours, other

21, 22, 23, 24, 279, 280, 281, 282, P2192, P2193, P2194, P2195, P2196, P2197, P2198, 4044, 4045, 4046, 4047, 4048, P5191, P5192, P5193, P5194, P5195, P6504, P6505, P6506, P6507, P6508, P6509

### Perioperative echocardiography and cardiac intervention

P540, P2443, P2444, P2445, P2446, P2447, P2448, P2449, P2450, P2451, P2452, P2453, P2454

### Peripheral circulation, metabolism and skeletal muscle

P235, P2178, P4322, P4323, P4325, P4326

### Pharmacologic therapy

170, 171, 172, 173, 174, 175, 176, 177, 178, 364, 365, 366, 367, 1119, 1120, 1121, 1126, 1944, 1945, 1946, 1968, 1995, 2104, 2106, 2107, 2236, 2237, P3118, P3119, P3120, P3121, P3122, P3123, P3124, 3923, 3924, 4035, 4036, 4038, 4039, P4585, P4586, P4588, P4589, P4590, P4591, P4592, P4596, P4981, 6066, 6067, 6068, 6069, P6344, P6345, P6346, P6347, P6348, P6349, P6350, P6351, P6352, P6381, P6382, P6383, P6384, P6385, P6386, P6387, P6388, P6389, P6390, P6391

### Physical activity

P240, 389, 390, 391, 393, P1681, P1682, P1683, P1684, P1685, P1686, P1687, P1688, P1689, P1690, 3034, 6060

### Physiology, haemodynamics and microcirculation

1048, 1049, 1050, 1051, P1380, P1383, 1908, 1909, 1910, 1911, 1912, 2987, 3076, 3077, 3078, 3212, 3213, 3214, 3215, 3216, 3217, 3218, 3219, P4411, P4412, P4413, P4414, P4415, P4416, P4417, P4418, P4419, P4420, P4421, P4422, P4423, P4424, P4425, P4426, P4427, P4428, P4429, P4431, P4961, P4965, P4966, P4967, 5784, 5785, 5786, 5787, 5789, 5791

### Platelets and antiplatelets therapy

P250, P251, P252, P253, P254, P255, P256, 343, 344, 345, 346, 420, 421, 422, 423, 424, 425, 426, 427, 1212, 1213, 1214, 1215, P1825, P1826, P1827, P1828, P1829, P1830, P1831, P1832, P1833, P1834, P1835, P1836, P1837, P1838, P1839, P1840, P1841, P1842, P1843, P1844, P1845, P1846, P1847, P1848, P1849, 1913, 1914, 1915, 1916, 2221, 2222, 2223, 3008, 3009, 3010, 3011, 3012, 3013, 3014, 3015, 3302, 3303, 3304, 3305, 3306, 3307, 3308, 3309, 3310, 3311, P3754, P3788, P3803, P3804, 3972, P5000, P5001, P5002, P5003, P5004, P5005, P5006, 5028, 5029, 5030, 5031, 5032, 5033, P5589, P5590, P5591, P5592, P5593, P5594, P5595, P5596, P5597, P5598, P5599, P5600, P5601, P5602, P5603, P5604, P5605, P5606, P5607, P5608, P5609, P5610, P5611, 5818, 5819, 5820, 5821, 5953, 6042, 6043, 6044, 6045, 6046, P6554, P6563

### Platelets signaling and function

P721, P722, P723, P724, P725, P726, P1167, P1168, 1874, 6004, 6005, 6006, 6007, 6008

### Positron Emission Tomography (PET)

P2388, P2389, P4080, P4081, P4082, P4083, 5107, 5141, 5142, P6165, P6166, P6167

### Post infarction period

P947, P948, P949, P950, P951, P952, 2013, 2017, P2817, P2858, P2860, P2861, P3749, P3751, P3752, 4160, 4161, 4162, P4799, P4802, P5943, P6539, P6540, P6557, P6558, P6559, P6560, P6564, P6565, P6566, P6567, P6568, P6569, P6570, P6571, P6572, P6573, P6574, P6575, P6576, P6577, P6578, P6579, P6580, P6581, P6582, P6583, P6584, P6585, P6586, P6587

### Pregnancy and heart disease

2252, P5584, P5585, P5586, P5587, P5588, 6086, P6510, P6511

### Prehospital cardiac care

P2878, P4754, P5639, P5645

### Premature cardiovascular ageing

2095, 2097, 2098, 2907, 2910, P4627, P4628, P4629, P4630, P4631, P4632, P4633, P4634, P4635, P4636, P4637, P4638, P4639, P4640

### Primary care

192, 194, 269, P4328, P5492, P5501, P5517, P6449

### Prognosis

P229, P230, P231, P232, P233, 368, 369, 370, 371, 1011, 1012, 1013, 1014, 1015, 1016, 1017, 1018, 1019, 1020, 1099, P1399, P1624, P1625, P1626, P1627, P1628, P1629, P1630, P1631, P1632, P1633, P1634, P1635, P1636, P1637, P1638, P1639, P1640, P1641, P1642, P1643, P1644, P1645, P1646, P1647, P1648, P1649, P1650, P1651, P1652, P1653, P1654, P1655, P1656, P1657, P1658, P1659, P1660, P1661, P1662, P1663, P1664, P1665, P1666, P1667, P1668, P1669, P1670, P1671, P1672, P1673, P1674, 2101, 2365, 2366, 2368, 2369, 2370, 2372, 3052, P4324, P4583, P4584, P4593, P4594, P4595, P4600, P4601, P4602, P4606, P4979, P4980, 5127, P6353, P6354, P6355, P6356, P6357, P6358, P6359, P6360, P6361, P6362, P6363, P6364, P6365, P6366, P6367, P6368, P6369, P6370, P6371, P6372, P6373, P6374, P6375, P6376, P6377, P6378, P6379, P6380, P6392, P6393

## Topic (PROGRAMME NUMBER(S))

### Public health and health policy

396, 2015, 3147, P5502, P5503, P5504, P5505, P5506, P5507, P5508, P5509, P5510, P5511, P5512, P5513, P5514, P5515, P5516

### Pulmonary circulation, imaging, other

P3349, P5550, P5551, P5552, P5553, P5554, P5555, P5556, P5557, P5558, P5559, P5560, P5561, P5562, P5563, 5753

### Remote patient monitoring and telemedicine

P477, P5203, P5204, P5205, P5206, P5208, P5209, P5210, 5827, 5828, 5829, 5830, 5831, P6170, P6172

### Renal denervation

P607, P608, P609, P610, P611, 5663, 5664, 5665, 5666, 5667, 5668

### Restenosis

P3322, P3323, P3324, P3325, P3326, P3426, P3427, P3428, P3429, P3431, P3432, P3433, P3434, P3435, P3436, P4438, P4439, P4440, P4441, 4854

### Resynchronisation therapy

1226, 1227, 1228, P2164, P2165, P2166, P2167, P2168, P2169, P2170, 2233, 2305, 2306, 2307, 2308, 2309, 2375, 2376, 2377, 2378, 2379, 2380, 2381, 2382, 2383, 2384, 3237, 3238, 3239, 3240, P3327, P3328, P3329, P3330, P3331, 3853, 3915, 4005, 4006, 4007, 4008, 4206, 5669, 5670, 5809, P6245, P6246, P6247, P6248, P6249, P6250, P6251, P6252, P6253, P6265, P6266, P6267, P6268, P6269, P6270, P6271, P6272, P6273, P6274, P6275, P6276, P6277, P6278, P6279, P6280, P6281, P6282, P6283, P6284, P6285, P6286, P6287, P6288, P6289

### Right ventricular function

1021, 1022, 1023, 1024, P3137, P3138, 5751, 5752, P6489, P6490, P6491, P6492, P6493, P6494, P6495, P6496

### Risk scores

357, 358, 359, 2012, 3266, 3267, 3268, 3269, 3270, P4121, P4122, P4123, 4818, P5925, P5926, P5927, P5928, P5929, P5930, P6394, P6396, P6397, P6398, P6399, P6400, P6401, P6402, P6403, P6405, P6407, P6409, P6410, P6415, P6416, P6417, P6418, P6419, P6420, P6421, P6422, P6423, P6424, P6425, P6430, P6431, P6435, P6436, P6437, P6438, P6439, P6440

### Scintigraphy (SPECT)

P2385, P2386, P2387, P4077, P4078, P4079, 5104, 5105, 5106, 5108, 5109, 5110, 5111, 5112, 5139, 5140, 5143, 5144, P5224, P6143, P6144, P6145, P6146, P6147, P6148, P6149, P6150, P6151, P6152, P6158, P6159, P6160, P6161, P6162, P6163, P6164

### Social, economic and cultural

394, 1884, P3631, P3632, 3822, P4331, P5493, P5494, P5495, P5496, P5497, P5498, P5499, P5500, P5518, P5519, P5520, P5521, P5522, P6122, P6123, P6124, P6125, P6126

### Sports cardiology

P236, P237, P238, P239, 387, 388, 1320, 1321, 1322, 1323, P1691, P1692, P1693, 3172, 3173, 3174, 4030, 4031, 4032, 4033, 4034, 4816, 4817, 5808, 5834, 6058

### Stem cells and cell therapy

1229, 1230, 1231, 1886, P2611, P2612, P2613, P2614, P2615, P2616, P2617, P2618, P2619, P2620, P2621, P2622, P2623, P2624, P2625, P3537, P3538, P3539, P3540, P3541, P3542, P3543, P3544, P3545, P3546, P3547, P3548, 4287, 4288, 4289, 4290, 4291, 4292, 4293, 4294, 4295, 4296, 4859, 4860, 4861, 4862, 5067, 5068, 5069, 5071, P5911, P5912, P5913, P5914, P5915, P5916, P5917, 6011

### Stress echo

P2145, P3312, P3313, P3314, P3315, P3316, P3357, P3358, P3359, P3360, P3361, P3362, P3363, P3364, P3365, P3366, P3367, P3368, P3369, P3370, P3371, P3372, 4021, 4022, 4023, 4024, 6048

### Stroke

430, 977, 978, 1037, 1038, 1039, 1040, 1273, 1274, 1275, 1276, P1486, P1487, P1488, P1489, P1491, P1492, P1493, P1494, P1495, P1496, P1497, P1498, P1499, P1500, P1501, P1502, P1521, 2041, 2042, 2043, 2044, P2501, P2502, P2503, P2504, P2505, P2506, P2507, P2508, P2509, P2510, P2511, P2512, P2513, P2514, P2515, P2516, P2517, 2953, 3890, 3987, 4204, 5037, 5038, 5039, 5875, 5876, 5877, 5878, 5879, 5880, 5881, 5882, 5883, 5952

### Sudden death / resuscitation

330, 331, 332, 333, P627, P628, P629, P630, P631, P632, P633, P634, P635, P636, P637, P638, P639, P640, P641, P642, P643, P644, P645, P646, P647, P648, P649, P650, P651, P681, P682, P683, P684, P685, P686, P687, P688, P689, P690, 1052, 1053, 1054, 1056, P1163, 1257, 1883, 3916, 3918, 3919, 3920, 3921, 3922, 4189, 5998, P6108, P6109, P6110, P6111, P6112

### Supraventricular arrhythmias (excluding AF)

P489, P490, P491, P492, 4188, 4191, 4192, P6254, P6255, P6256

### Syncope

P3519, P3520, P3521, P3522, P3523, P3524, P3525, 3857, 4218, 4219, 4220, 4221, 4222, P5904, P5905, P5906, P5907, P5908, P5909, P5910, 5999

### Thrombosis and coagulation

431, P954, 1918, 2213, P3139, P3141, P3142, P3143, P3144, P3145, P3806, P3807, P3808, P3809, P3810, P3811, P3812, P3813, P3814, P3815, P3816, 3889, P4337, P4338, P4339, P4340, P4341, 5813, 5814, 5815, 5817, 5963, 5964, 5965, 5966, 5967, 5968, 5969, 5971, 5972, P6541, P6542, P6543, P6544, P6545, P6546, P6547, P6548, P6549, P6550, P6555, P6556, P6561, P6562

### Tobacco

135, 136, 137, 138, P1179, P1180, P1181, P1182, P1183, P1184, P1185, P2742, P2743, P2744, P2745, P2746, P2747

### Treatment of hypertension

314, 315, 316, 317, 318, 319, 320, 321, 464, 465, 466, 467, 468, P555, P556, P557, P558, P559, P560, P561, P562, P563, P564, P565, P1146, P1148, P1150, P1151, P1152, 1238, 1239, 1240, 1241, 1286, 1287, 1288, 1289, 1290, P1455, P1456, P1457, P1458, P1459, P1460, P1461, 1958, 1959, 1960, 1961, 1962, 1963, 1964, 1965, 1966, 2010, 2011, 2288, 2289, 2290, 2291, P2788, 2991, 2992, 2993, 2994, 3224, 3225, 3226, 3227, P3317, P3318, P3320, 3883, 3884, 3885, 3886, 3887, P4086, P4087, 4819, 4820, P5164, 5683, 5684, 5685, 5686, 5687, 5688, 5689, 5755, 5756, 5757, 5763, 5984, 5985, 5987, P6099, P6100

### Valvular imaging

P865, P1761, 3281, P3706, P4689, P5548, P6478

## **Topic** (PROGRAMME NUMBER(S))

### **Valvular other and rheumatic disease**

374, 375, P507, P508, P509, P510, P511, P862, P863, P864, 1255, P1759, P1760, 2108, 2109, 2110, 2111, 2112, 2249, 2361, 2362, 2363, 2364, P2775, P2776, P2777, P3702, P3703, P3704, P3705, 4273, 4274, 4276, P4685, P4686, P4687, P4688, P5545, P5546, P5547, 5733, P6474, P6475, P6476, P6477

### **Vascular biology, other**

P707, P708, P709, P710, P711, P712, P718, P719, P720, 1031, P3335, 3831, 3832, 3968, 4279, 4280, 4281, 4285, 4286, P4554, P6333, P6334, P6335, P6336

### **Vascular remodelling**

P698, P699, P700, P701, P702, P703, P704, P705, P706, P3332, P3333, P3336, 4198, 4199, 4200, 4201, 4202, 4277, 4283

### **Ventricular arrhythmias**

61, 62, 63, 64, 283, 284, 285, 286, P1158, P1159, P1160, P1161, P1162, 1299, 1300, 1301, 1302, P3473, P3494, P3495, P3496, P3497, P3498, P3499, P3500, P3501, P3502, P3503, P3509, P3511, P3512, P3513, P3514, P3515, P3516, P3517, P3518, 4000, 4001, 4002, 4003, 4004, P4519, P4520, P4522

### **Ventricular function / haemodynamics**

407, 408, 409, 410, 411, P749, P750, P751, P752, P753, P754, P755, P756, P757, P758, P759, P760, P761, P762, P763, P764, P765, P766, P767, P768, P778, 2235, 2255, 2256, 2257, P3574, P3575, P3576, P3577, P3578, P3579, P3580, P3581, P3605, 5848, 5849, P6117, P6118, P6119, P6120, P6121

### **Vulnerable plaque**

P1384, 2988, 2989, 3074, 3082, 3083, P3464, P4433, P4434, P4435, P4436, P4437, P4964

### **X-ray Computed Tomography (CT)**

127, 128, 129, 130, 4241, 4242, 4243, 4244, 4245, P4948, P4949, P4950, P4951, P4952, P4953, P4954, 5136, 5137, 5138, 5145, P5156, P5157, P5158, P5159, P5160, P5211, P5212, P5213, P5214, P5215, P5216, P5217, P5218, P5219, P5220, P5221, P5222, P5223, P5225, P5226, P5227, P5228, P5229, P5230, P5231, P5232, P5233, P5234, P5235, P5236, P5237, P5238



## NOTES

# Please join us in Kanazawa

## The 81st Annual Scientific Meeting of the Japanese Circulation Society

March 17 (Fri)-19 (Sun), 2017 in Kanazawa, Japan



### Call for Abstracts

**Online submission starts at 10:00 July 11 (Mon.), 2016(JST)**

**Plenary Sessions and Symposia (subject to peer review)**

Deadline for Submission: 6:00 August 17 (Wed.) (JST)

**Regular Abstracts**

Deadline for Submission: 6:00 September 30 (Fri.) (JST)

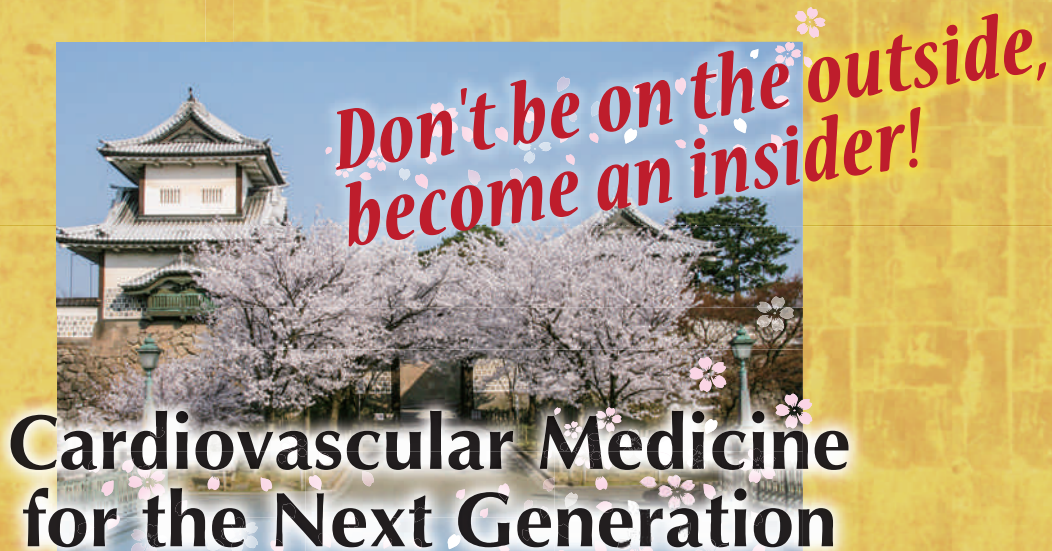
**Mikamo Lecture** Christine Seidman  
(Department of Genetics, Harvard Medical School, USA)

**Online submission starts at 10:00 September 5 (Mon.), 2016(JST)**

**Late Breaking Clinical Trials/  
Late Breaking Cohort Studies**

Deadline for Submission:  
17:00 October 26 (Wed.) (JST)

**Mashimo Memorial Lecture** Masabumi Shibuya  
(Jobu University, Ise-saki)



**Masakazu Yamagishi, M.D., Ph.D., Congress Chairperson, JCS 2017**

Board Director of the Japanese Circulation Society Professor of Medicine, and Chief  
Department of Cardiovascular and Internal Medicine, Kanazawa University Graduate School of Medicine  
13-1 Takara-machi, Kanazawa 920-8641, Japan TEL +81-76-265-2750, FAX +81-76-265-2745  
Management Secretariat c/o Japan Convention Services, Inc. Kansai Branch  
Keihanshin Yodoyabashi Build. 2F 4-4-7, Imabashi, Chuo-ku, Osaka 541-0042 Japan  
TEL +81-6-6221-5933, FAX +81-6-6221-5938 E-mail: jcs2017@convention.co.jp

JCS2017



ESC CONGRESS  
ROME 2016

**LIST OF  
EXHIBITORS**

**Exhibitor name** (as of 17 June 2016)**Hall | Stand Number****Abbott Vascular International BVBA**

Culliganlaan 2B, 1831 Diegem - Belgium  
Tel: +32 271 415 91  
Email: els.maes@av.abbott.com - Website: www.abbott.com

**Exhibition 2 | E2-G200****Abiomed Europe GmbH**

Neuenhofer Weg 3, Aachen, NRW 52074 - Germany  
Tel: +49 241 886 0280 - Fax: +49 241 886 0444  
Email: vborgmann@abiomed.com - Website: www.abiomed.com

**Exhibition 2 | E2-H600****Acarix A/S**

Diplomvej 376, 2800 Kongens Lyngby - Denmark  
Tel: +49 171 834 3085 - Fax: +49 322 233 940 96  
Email: dkasc@acarix.com - Website: www.acarix.com

**Exhibition 3 | E3-J690****Actelion Pharmaceuticals Ltd**

Gewerbestrasse 16, 4123 Allschwil - Switzerland  
Tel: +41 615 655 281 - Fax: +41 615 655 343  
Email: ingrid.marti@actelion.com - Website: www.actelion.com

**Exhibition 3 | E3-L300****Albanian Society of Cardiology**

"Mother Teresa" University Hospital Center, Rruga e Dibrës Nr. 372, 1000 Tirana - Albania  
Tel: +355 675 141 274  
Email: naltinshuka@yahoo.com - Website: www.shshk.org

**ESC Plaza | EP-X203****Algerian Society of Cardiology**

E.H.S Maouche BP 62 El Biar Ben Aknoun Algiers, 16003 Algiers - Algeria  
Tel: +213 661 503 292 - Fax: +213 219 353 79  
Email: ghemri7@hotmail.com - Website: www.sacardio.org

**ESC Plaza | EP-X102****Alta Care Laboratoires**

Piazza di Spagna 6, 00187 Rome - Italy  
Tel: +39 066 938 0852  
Email: alta@altacare.com - Website: www.altacare.com

**Exhibition 4 | E4-O190****AMEDTEC Medizintechnik Aue GmbH**

Schneeberger Strasse 5, Aue, Saxony 08280 - Germany  
Tel: +49 377 159 8270 - Fax: +49 377 159 827 90  
Email: jn@amedtec.de - Website: www.amedtec.de

**Exhibition 4 | E4-P350****American College of Cardiology**

2400 N Street, NW, Washington, DC 20037-1148 - United States of America  
Tel: +1 202 375 6000 - Fax: +1 202 375 6843  
Email: resource@acc.org - Website: www.acc.org

**ESC Plaza | EP-Y130****American Heart Association**

7272 Greenville Avenue, Dallas, TX 75231 - United States of America  
Email: julie.davis@heart.org - Website: www.professional.heart.org

**ESC Plaza | EP-Y320****American Society of Echocardiography**

2100 Gateway Centre Blvd, Suite 310, Morrisville, NC 27560 - United States of America  
Tel: +1 919 861 5574 - Fax: +1 919 882 9900  
Email: hlamb@asecho.org - Website: www.asecho.org

**ESC Plaza | EP-X222****Amgen**

Dammstrasse 23, 6400 Zug - Switzerland  
Tel: +41 413 690 417  
Email: palomai@amgen.com

**Exhibition 3 | E3-L100**

**Exhibitor name** (as of 17 June 2016)**Hall | Stand Number****APT Medical Inc.**

Rm 804, the integrated building, Qinghua information center, Kenyan Road  
Shenzhen, Guangdong 518057 - China, People's Republic of  
Tel: +86 755 835 910 13  
Email: lb@aptmed.com - Website: www.en.aptmed.com

**Exhibition 2 | E2-G920****Argentine Society of Cardiology**

Azcuénaga 980, Ciudad Autónoma de Buenos Aires, 1115 Buenos Aires - Argentina  
Tel: +54 114 961 6027 - Fax: +54 114 961 6020  
Email: mjoseph@sac.org.ar - Website: www.sac.org.ar

**ESC Plaza | EP-Y222****Arrhythmia Alliance**

PO Box 3697, Stratford Upon Avon, Warwickshire CV378YL - United Kingdom  
Tel: +44 178 986 7523 - Fax: +44 178 945 0787  
Email: n.bennett@heartrhythmalliance.org - Website: www.heartrhythmcharity.org.uk

**ESC Plaza | EP-X221****Asean Federation of Cardiology Congress 2016**

c/o The Meeting Lab Pte Ltd, 695E East Coast Road, 459059 Singapore - Singapore  
Tel: +65 634 644 02 - Fax: +65 634 644 03  
Email: secretariat@afccmyanmar2016.com - Website: www.afccmyanmar2016.com

**ESC Plaza | EP-Y241****Asian Pacific Society of Cardiology**

695E East Coast Road, 459059 Singapore - Singapore  
Tel: +65 634 644 02 - Fax: +65 634 644 03  
Email: secretariat@apsc2017.com

**ESC Plaza | EP-Y240****Aspen Europe GmbH**

Montgelaspark, Montgelasstrasse 14, 81679 München - Germany  
Tel: +49 899 308 3800 - Fax: +49 899 599 3517  
Email: pamela.peruch@aspenpharma.eu - Website: www.aspenpharma.com

**Exhibition 1 | E1-A200****Association of Cardiologists of Bosnia and Herzegovina**

Behdzeta Mutevelica 33, BA-71000 Sarajevo - Bosnia and Herzegovina  
Tel: +387 623 306 06  
Email: ukbih@bih.net.ba - Website: www.ukbih.com

**ESC Plaza | EP-X207****Association of Cardiologists of Kazakhstan**

50000 Almaty  
Kazakhstan  
Email: kz-cardio@yandex.kz

**ESC Plaza | EP-Z200****AstraZeneca AB**

43183 Molndal - Sweden  
Tel: +46 317 761 050  
Email: marianne.weimers@astrazeneca.com - Website: www.astrazeneca.com

**Exhibition 1 | E1-C400****Austrian Society of Cardiology**

Innere Medizin II, Dept. of Cardiology, Waehringer Guertel 18-20, 1090 Vienna - Austria  
Tel: +43 140 400 461 40 - Fax: +43 140 400 421 60  
Email: edith.tanzl@meduniwien.ac.at - Website: www.atcardio.at

**ESC Plaza | EP-Z106****Azerbaijan Society of Cardiology**

100, Mardanov Brothers street, Nasimi district, Baku 1078 - Azerbaijan  
Tel: +994 559 201 723 - Fax: +994 124 408 270  
Email: lamiyaa@gmail.com - Website: www.akc.az

**ESC Plaza | EP-X304****Bayer**

Muellerstr. 178, 13353 Berlin - Germany  
Tel: +49 304 681 960 53  
Email: stephanie.prate@bayer.com - Website: www.bayer.com

**Exhibition 3 | E3-J100/E3-J400**

**Exhibitor name** (as of 17 June 2016)**Hall | Stand Number****Beijing Crealife Technology Co., Ltd.**

Fifth Floor, HuiTong Office Building, No. B20 Fuxing Road, Haidian District  
Beijing, P.R.C. 100036 - China, People's Republic of  
Tel: +86 138 113 389 09  
Email: yelm@crealifemed.com - Website: www.crealifemed.com

**Exhibition 4 | E4-M730****Belgian Society of Cardiology**

Elyzeese-Veldenstraat / Rue des Champs Elysées 63, 1050 Brussels - Belgium  
Tel: +32 264 462 32  
Email: secretariat@bvc-sbc.be - Website: www.bsccardio.be

**ESC Plaza | EP-Z113****Belorussian Scientific Society of Cardiologists**

110, R. Luxemburg str, 220036 Minsk - Belarus  
Tel: +375 172 861 466 - Fax: +375 172 861 466  
Email: achasnoits@yandex.ru - Website: www.cardio.by

**ESC Plaza | EP-Y302****BioMed Central**

236 Gray's Inn Road, WC1X 8HB London - United Kingdom  
Tel: +49 622 148 789 93  
Email: carolin.rudnicki@springer.com - Website: www.biomedcentral.com

**Exhibition 2 | E2-F980****Biosensors Europe SA**

Rue de Lausanne 29, Morges, VD 1110 - Switzerland  
Tel: +41 218 048 0 00 - Fax: +41 218 048 002  
Email: c.nicolet@biosensors.com - Website: www.biosensors.com/intl

**Exhibition 2 | E2-F610****Biotronik SE**

Woermannkehre 1, 12359 Berlin - Germany  
Tel: +49 306 890 514 21 - Fax: +49 306 890 539 24  
Email: inez.von.randow@biotronik.com - Website: www.biotronik.com

**Exhibition 2 | E2-F600****BL NANOBIOIMED**

54645 Thessaloniki - Greece  
Email: fpappa@bl-nanobiomed.com - Website: www.bl-nanobiomed.com

**Exhibition 2 | E2-F930****BMS & Pfizer Alliance**

Pfizer Ltd, Walton Oaks, Dorking Road, Tadworth, KT20 7NS Surrey - United Kingdom  
Email: info@pfizer.com - Website: www.pfizer.eu

**Exhibition 1 | E1-C100****Boehringer Ingelheim and Eli Lilly and Company**

Binger Str 173, 55216 Ingelheim - Germany  
Website: www.boehringer-ingelheim.com

**Exhibition 1 | E1-B900****Boehringer Ingelheim International**

Binger Str 173, 55216 Ingelheim - Germany  
Website: www.boehringer-ingelheim.com

**Exhibition 1 | E1-B400****Boryung Pharmaceutical Company**

110750 Seoul - Korea, Republic of  
Email: jeong\_ys@mypodium.co.kr

**Exhibition 2 | E2-F940****Brazilian Society of Cardiology**

Av. Marechal Câmara 160 - room 330 - Centro, 20020907 Rio de Janeiro - Brazil  
Tel: +55 213 478 2745 - Fax: +55 213 478 2770  
Email: cientifico@cardiol.br - Website: www.cardiol.br

**ESC Plaza | EP-Y321****British Cardiovascular Society**

9 Fitzroy Square, W1T 5HW London - United Kingdom  
Tel: +44 207 383 3887 - Fax: +44 207 388 0903  
Email: executivepa@bcs.com - Website: www.bcs.com/pages/default.asp

**ESC Plaza | EP-Z110**

**Exhibitor name** (as of 17 June 2016)**Hall | Stand Number****Bulgarian Society of Cardiology**

76 James Bourchier Blvd, Office 422, 1407 Sofia - Bulgaria  
Tel: +359 884 786 884 - Fax: +359 298 774 77  
Email: deltahold@yahoo.com - Website: www.cardiobg.com

**ESC Plaza | EP-X305****Canadian Cardiovascular Society**

222, rue Queen St, Suite / bureau 1403, Ottawa, ON K1P 5V9 - Canada  
Tel: +1 613 569 340 7402 - Fax: +1 613 569 6574  
Email: palmer@ccs.ca - Website: www.ccs.ca

**ESC Plaza | EP-Y221****Cardiological Society of India**

Indian Heart House, P-60, CIT Road, Scheme VIIM, Kankurgachi  
Kolkata, West Bengal 700054 - India  
Tel: +91 033 235 563 08 - Fax: +91 033 235 563 08  
Email: csi@cal2.vsnl.net.in - Website: www.csi.org.in

**ESC Plaza | EP-Y324****Cardiology Society of Serbia**

Koste Todorovica 8, 11000 Belgrade - Serbia  
Email: branko.beleslin@gmail.com - Website: www.uksrp.org

**ESC Plaza | EP-X208****Cardiome**

Via Dante 7, 20123 Milano - Italy  
Email: jpolifka@cardiome.com

**Exhibition 1 | E1-D900****CardioSecur**

Hansaallee 154, 60320 Frankfurt - Germany  
Tel: +49 699 074 7781 - Fax: +49 699 074 7784  
Email: hofmann@cardiosecur.com - Website: www.cardiosecur.com

**Exhibition 4 | E4-M790****Cardiovascular Research Foundation**

1700 Broadway, 9th Floor, New York, NY 10019 - United States of America  
Tel: +1 646 434 4571  
Email: eburke@crf.org - Website: www.crf.org

**ESC Plaza | EP-X323****Cardiovascular Society of India**

31, off Chitle Marg, Dhantoli, Behind Hitavada Press, Nagpur, Maharashtra 440012 - India  
Tel: +919 822 203 887  
Email: drmardikar@cadindia.co.in - Website: www.cadconference.org/cadmumbai

**ESC Plaza | EP-Y223****CD Leycom**

Haarlemmerweg 77, 2334 GE Leiden - The Netherlands  
Tel: +31 654 604 396  
Email: j.schreuder@cdleycom.com - Website: www.cdleycom.com

**Exhibition 2 | E2-F960****CeGaT GmbH**

Paul-Ehrlich-Str.23, 72076 Tuebingen - Germany  
Tel: +49 707 156 544 220 - Fax: +49 707 156 544 22  
Email: lea.schenke@cegat.de - Website: www.cegat.de

**Exhibition 2 | E2-G900****CellAegis Devices Inc**

139 Mulock Ave, Toronto, ON M6N 1G9 - Canada  
Tel: +6 477 229 601 - Fax: +6 477 229 553  
Email: dnunes@cellaegisdevices.com - Website: www.cellaegis.com

**Exhibition 4 | E4-O150****Chinese Society of Cardiology**

No. 42 Dongsu Xidajie, 100710 Beijing - China, People's Republic of  
Tel: +86 138 104 731 43 - Fax: +86 108 515 8606  
Email: 13810473143@139.com

**ESC Plaza | EP-Y220**

**Exhibitor name** (as of 17 June 2016)**Hall | Stand Number****Circle Cardiovascular Imaging BV**

Heiloo, KA 1852 - The Netherlands  
Tel: +31 403 453 2061 - Fax: +31 403 338 1895  
Email: jocelyn@circlecvi.com

**Exhibition 4 | E4-O390****Cleveland Clinic Abu Dhabi**

Al Maryah Island, 112412 Abu Dhabi - United Arab Emirates  
Tel: +971 025 019 000  
Email: sipics@clevelandclinicabudhabi.ae

**Exhibition 3 | E3-L550****Clinate**

Plot No. 22, 4th Floor, Ashok Colony, Near Union Bank, Khamla Road, Pratap Nagar  
Nagpur, Maharashtra 440025 - India  
Tel: +91 982 220 3887  
Email: prateekchandrayan@gmail.com - Website: www.clinate.com

**Exhibition 2 | E2-F640****CLINICAL RESEARCH MALAYSIA**

Suite E-10-20, Amcorp Business Suites, Menara Melawangi, No. 18  
Jalan Persiaran Barat, Petaling Jaya, Selangor 46050 - Malaysia  
Tel: +60 126 609 682 - Fax: +60 379 321 940  
Email: norzalekha@clinicalresearch.my - Website: www.clinicalresearch.my

**Exhibition 2 | E2-F770****CNSystems Medizintechnik AG**

Reininghausstrasse 13, 8020 Graz - Austria  
Tel: +43 316 723 4560 - Fax: +433 167 234 562  
Email: office@cnsystems.com - Website: www.cnsystems.com

**Exhibition 4 | E4-N820****CPR (Cardiopulmonary Resuscitation) Workshops**

European Society of Cardiology (ESC), European Heart House, Les Templiers  
2035 Route des Colles, CS 80179 BIOT - 06903 SOPHIA ANTIPOLIS Cedex - France  
Tel: +33 4 92 94 76 00 - Fax: +33 4 92 94 76 01  
Email: congress@escardio.org - Website: www.escardio.org

**ESC Plaza | EP-Z250**

In partnership with

European Resuscitation Council VZW (ERC), Emile Vanderveldelaan 35, BE-2845 Niel - Belgium  
Tel: +32 3 246 46 66 - Fax: +32 3 5010015  
Website: www.erc.edu

**CRI - The Clinical Research Institute GmbH**

Arnulfstrasse 19, 80335 Munich - Germany  
Tel: +49 899 901 649 115 - Fax: +49 899 901 649 8115  
Email: b.skudelny@cri-muc.eu - Website: www.cri-muc.eu

**Exhibition 2 | E2-H500****Croatian Cardiac Society**

University Clinic for Cardiovascular Diseases, Clinical Hospital Center Zagreb-Rebro  
Medical School, University of Zagreb, Kispaticeva 12, HR-10 000 Zagreb - Croatia  
Tel: +385 123 884 83 - Fax: +385 123 122 47  
Email: kardio@kardio.hr - Website: www.kardio.hr

**ESC Plaza | EP-X205****custo med GmbH**

Ottobrunn, Bavaria 85521 - Germany  
Tel: +49 897 109 800 - Fax: +49 897 109 810  
Email: info@customed.de

**Exhibition 4 | E4-N525****Cyprus Society of Cardiology**

2 Leonidou & Acropoleos Avenue, Strovolos, 2007 Nicosia - Cyprus  
Tel: +357 227 137 80 - Fax: +357 228 697 44  
Email: cycardio@topkinisis.com

**ESC Plaza | EP-Z203**



**Exhibitor name** (as of 17 June 2016)**Hall | Stand Number****Czech Society of Cardiology**

Pekarska 72, 60200 Brno - Czech Republic  
Tel: +420 602 536 849 - Email: klimova@kardio-cz.cz  
Website: www.kardio-cz.cz

ESC Plaza | EP-Z108

**Daiichi Sankyo Europe GmbH**

Zielstattstr. 48, 81379 Munich - Germany  
Tel: +49 897 808 237 - Fax: +49 897 808 288  
Website: www.daiichi-sankyo.eu

Exhibition 1 | E1-B100

**DailyCare BioMedical**

7F, No. 1, Ding-An Road, Chungli District, 320 Taoyuan City - Taiwan, ROC  
Tel: +886 326 311 68 - Fax: +886 346 278 66  
Email: yiehcl@dcbiomed.com - Website: www.dcbiomed.com

Exhibition 4 | E4-O950

**Defibtech, LLC**

741 Boston Post Road, Suite 101, Guilford, CT 06437 - United States of America  
Tel: +1 203 453 6654 - Fax: +1 203 453 6657  
Email: sales@defibtech.com - Website: www.defibtech.com

Exhibition 4 | E4-N830

**DocCheck Medical Services GmbH**

Vogelsanger Straße 66, 50823 Cologne - Germany  
Tel: +49 221 920 531 92  
Email: isabell.schmid@doccheck.com - Website: www.doccheck.com

Exhibition 4 | E4-P220

**Edan Instruments, Inc**

3/F-B, Nanshan Medical Equipments Park, Nanhai Rd 1019#, Shekou  
Nanshan Shenzhen PRC, Guangdong 518067 - China, People's Republic of  
Tel: +86 755 268 640 70 - Fax: +86 755 268 983 30  
Email: bobo@edan.com.cn - Website: www.edan.com.cn

Exhibition 4 | E4-M590

**EDILMON S.R.L.**

00161 Rome - Italy  
Tel: +39 064 425 0829  
Email: edilmon@interfree.it

Exhibition 2 | E2-F820

**Edwards Lifesciences**

Route de l'Etraz 70, 1260 Nyon - Switzerland  
Tel: +41 227 874 300  
Email: communications\_emea@edwards.com - Website: www.edwards.com

Exhibition 2 | E2-H150

**Egyptian Society of Cardiology**

Egyptian Heart House, 9 Adel Hussein Rostom Street, Dokki, Giza 12311 - Egypt  
Tel: +202 333 813 08 - Fax: +202 333 813 09  
Email: egyptiancardiology@gmail.com - Website: www.cardioegypt.com

ESC Plaza | EP-X307

**Elsevier**

Website: www.elsevier.com

Exhibition 2 | E2-F950

**Emcure Pharmaceuticals**

Rajiv gandhi IT park, MIDC Hinjwadi, Pune, Maharashtra 411057 - India  
Tel: +91 993 098 2674 / +91 996 706 7223 - Fax: +91 203 982 1020  
Email: leena.darne@emcure.co.in - Website: www.emcure.co.in

Exhibition 1 | E1-A400

**EMERGENCY**

Via Gerolamo Vida 11, 20127 Milano - Italy  
Tel: +39 344 045 8637  
Email: nicola.schirru@emergency.it

ESC Plaza | EP-X120

**Exhibitor name** (as of 17 June 2016)**Hall | Stand Number****Emirates Cardiac Society and Gulf Heart Association**

Emirates Cardiac Society, c/o K.I.T. Group GmbH, Kurfuerstendamm 71  
10709 Berlin - Germany  
Tel: +49 160 975 918 64  
Email: bhainsworth@kit-group.org - Website: www.ecsc-wspchs.org

**ESC Plaza | EP-Y121****Ercules Comunicazioni**

Via Roma 10, Chieri, Torino 10023 - Italy  
Tel: +39 011 941 1080 - Fax: +39 011 941 2228  
Email: annamaria.ercules@ercules.it - Website: www.ercules.it

**Exhibition 2 | E2-F720****Esaote**

Via di Caciolle 15, 50127 Florence - Italy  
Tel: +39 055 422 91  
Email: international.sales@esaote.com - Website: www.esaote.com

**Exhibition 4 | E4-M200****ESC Boutique**

European Society of Cardiology (ESC) European Heart House, Les Templiers  
2035 Route des Colles, CS 80179 Biot, 06903 Sophia Antipolis Cedex - France

**Exhibition 1-3 | WW-F200****ESC Congress 365 & ESC 2016 Mobile App Stand**

European Society of Cardiology (ESC) European Heart House, Les Templiers  
2035 Route des Colles, CS 80179 Biot, 06903 Sophia Antipolis Cedex - France

**Exhibition 2-4 | WW-A100****ESC Global Affairs Meeting Point**

European Society of Cardiology (ESC) European Heart House, Les Templiers  
2035 Route des Colles, CS 80179 Biot, 06903 Sophia Antipolis Cedex - France  
Tel: +33 4 92 94 76 00 - Fax: +33 4 92 94 86 69  
Email: internationalaffairs@escardio.org - Website: www.escardio.org

**ESC Plaza | EP-Y230****European Association for the Study of Diabetes**

Rheindorfer Weg 3, 40591 Duesseldorf - Germany  
Tel: +49 211 758 4690 - Fax: +49 211 758 469 29  
Email: secretariat@easd.org - Website: www.easd.org

**ESC Plaza | EP-X223****European Atherosclerosis Society**

Mässans gata 18, Box 5243, 40224 Gothenburg - Sweden  
Tel: +46 317 602 427  
Email: office@eas-society.org - Website: www.eas-society.org

**ESC Plaza | EP-X322****European Federation of Pharmaceutical Industries and Associations (EFPIA)**

Rue de Trone 108, 1050 Brussel - Belgium  
Tel: +32 262 749 89  
Email: versina.bregu@efpia.eu

**Exhibition 1 | E1-A850****European Heart for Children**

European Society of Cardiology (ESC) European Heart House, Les Templiers  
2035 Route des Colles, CS 80179 Biot, 06903 Sophia Antipolis Cedex - France  
Tel: +39 053 223 7858  
Email: info@europeanheartforchildren.org - Website: www.europeanheartforchildren.org

**Exhibition 1-3 | WW-F100****European Medical Journal**

The MedBIC, Anglia Ruskin University, Alan Cherry Drive, CM11SQ Chelmsford - United Kingdom  
Tel: +44 124 533 4450  
Email: aimee.macleod@emjreviews.com - Website: www.emjreviews.com

**Exhibition 2 | E2-F710****European Society of Cardiology (ESC)**

European Society of Cardiology (ESC) European Heart House, Les Templiers  
2035 Route des Colles, CS 80179 Biot, 06903 Sophia Antipolis Cedex - France  
Tel: +33 4 92 94 86 85 - Fax: +33 4 92 94 86 69  
Email: communications@escardio.org - Website: www.escardio.org

**ESC Plaza | EP-Y100**

**Exhibitor name** (as of 17 June 2016)**Hall | Stand Number****Ferrer Internacional SA**

Avda. Diagonal, 549, 08029 Barcelona - Spain  
Tel: +34 93 600 3700  
Email: mmonton@ferrergrupo.com - Website: www.ferrer.com

**Exhibition 2 | E2-E100****FibriCheck (Qompium NV)**

Koralenhoeve 35, Wommelgem, Antwerp 2160 - Belgium  
Email: jo.vanderauwera@fibrichheck.com - Website: www.fibrichheck.com

**Exhibition 3 | E3-J710****Fondazione Internazionale Menarini**

I-50131 Florence - Italy  
Tel: +39 025 530 8110 - Fax: +39 025 530 5739  
Email: fgaias@fondazione-menarini.it - Website: www.fondazione-menarini.it

**Exhibition 2 | E2-F800****French Society of Cardiology**

Maison du Cœur, 5 rue des Colonnes du Trône, 75012 Paris - France  
Tel: +33 1 43 22 33 33 - Fax: +33 1 43 22 63 61  
Email: contact@sfcadio.fr - Website: www.sfcadio.fr

**ESC Plaza | EP-X200****Fresenius Medical Care**

Else-Kröner-Str. 1, 61352 Bad Homburg - Germany  
Tel: +49 617 260 824 73 - Fax: +49 617 260 821 91  
Email: olivera.gligoric-fuerer@fmc-ag.com - Website: www.freseniusmedicalcare.com

**Exhibition 4 | E4-M540****Frontiers**

EPFL Innovation Park, Building I, Lausanne, VD 1015 - Switzerland  
Tel: +41 215 101 700 - Fax: +41 215 101 701  
Email: kevin.baumer@frontiersin.org - Website: www.frontiersin.org

**Exhibition 2 | E2-F975****Fukuda Denshi Co. Ltd**

35-8 Hongo 2 Chome, Bunkyo-ku, 113-8420 Tokyo - Japan  
Tel: +44 148 372 8065 - Fax: +44 148 372 8066  
Email: office@fukuda.co.uk - Website: www.fukuda.com

**Exhibition 1 | E1-D600****GE Healthcare GmbH**

Beethovenstr.239, 42665 Solingen - Germany  
Tel: +49 212 280 20 - Fax: +49 212 280 20  
Email: martina.emde@med.ge.com - Website: www3.gehealthcare.co.uk

**Exhibition 4 | E4-N400****Georgian Society of Cardiology**

3, Chachava str, 0159 Tbilisi - Georgia  
Tel: +995 322 526 631 - Fax: +995 322 942 544  
Email: cardio@geosc.ge - Website: www.geosc.ge

**ESC Plaza | EP-Z103****German Cardiac Society**

Grafenberger Allee 100, DE-40237 Duesseldorf - Germany  
Tel: +49 211 600 6920 - Fax: +49 211 600 692 10  
Email: info@dgk.org - Website: www.dgk.org

**ESC Plaza | EP-X202****GlaxoSmithKline PLC**

GSK House, 980 Great West Road, Brentford, Middlesex TW89GS - United Kingdom  
Tel: +44 208 047 5000  
Email: karl.e.sutherland@gsk.com - Website: www.gsk.com

**Exhibition 2 | E2-G700****Glenmark Pharmaceuticals Ltd.**

Corporate Enclave, B.D. Sawant Marg, Chakala, Andheri East, 400099 Mumbai - India  
Tel: +91 224 018 9999  
Email: deepal.mistry@glenmarkpharma.com

**Exhibition 3 | E3-L590**

**Exhibitor name** (as of 17 June 2016)**Hall | Stand Number****Global CardioVascular Clinical Trialists Forum**

Overcome, 3-5 Boulevard Paul-Emile Victor, 92523 Neuilly-Sur-Seine Cedex - France  
Tel: +33 1 40 88 97 97 - Fax: +33 1 40 88 97 98  
Email: cvct@overcome.fr - Website: www.globalcvctforum.com

**Exhibition 3 | E3-L500****Health in Code SL**

Edificio El Fortin, Hospital Maritimo de Oza. As Xubias s/n, A Coruña, Galicia 15006 - Spain  
Tel: +34 881 600 003 - Fax: +34 981 167 093  
Email: sylvia.kinney@healthincode.com

**Exhibition 4 | E4-M550****Hellenic Cardiological Society**

Potamianou 6, 11528 Athens - Greece  
Tel: +30 210 725 800 4-8 - Fax: +30 210 722 6139  
Email: geohcs@hcs.gr - Website: www.hcs.gr

**ESC Plaza | EP-X300****History of Cardiology**

European Society of Cardiology (ESC) European Heart House, Les Templiers  
2035 Route des Colles, CS 80179 Biot, 06903 Sophia Antipolis Cedex - France  
Tel: +33 4 92 94 76 00 - Fax: +33 4 92 94 76 01  
Email: congress@escardio.org - Website: www.escardio.org

**ESC Plaza | EP-X250****HITACHI Medical Systems Europe**

Sumpfstrasse 13, 6300 Zug - Switzerland  
Tel: +41 417 486 333 - Fax: +41 417 486 332  
Email: welcome@hitachi-medical-systems.com - Website: www.hitachi-medical-systems.com

**Exhibition 4 | E4-O790****Hungarian Society of Cardiology**

19. Cházár András Street, H-1146 Budapest - Hungary  
Tel: +36 202 857 236 - Fax: +36 146 106 65  
Email: international@mkardio.hu - Website: www.mkardio.org

**ESC Plaza | EP-Y303****I.E.M. GmbH**

Cockerillstr. 69, 52222 Stolberg - Germany  
Tel: +49 240 295 000 - Fax: +49 240 295 0011  
Email: d.gatignon@iem.de - Website: www.iem.de

**Exhibition 4 | E4-O750****Il Pensiero Scientifico Editore Srl**

Via San Giovanni Valdarno 8, 00138 Rome - Italy  
Tel: +39 068 628 2332  
Email: p.luciolli@pensiero.it - Website: www.pensiero.it

**Exhibition 2 | E2-F760****Imricor**

400 Gateway Blvd, Burnsville, MN 55337 - United States of America  
Tel: +1 952 818 8417  
Email: jodi.lloyd@imricor.com - Website: www.imricor.com

**Exhibition 2 | E2-H520****Interamerican Society of Cardiology**

Juan Badiano #1, Col. Seccion XVI, 14080 Mexico City - Mexico  
Tel: +525 555 135 177 - Fax: +525 555 135 177  
Email: araceli.delgado@siacardio.com - Website: www.siacardio.com

**ESC Plaza | EP-Y122****International Society of Cardiovascular Pharmacotherapy**

197A Route de Saint-Julien, 1228 Plan les Ouates - Switzerland  
Tel: +44 208 878 0308 - Fax: +44 704 308 9616  
Email: begonalgugg@iscpcardio.org - Website: www.iscpcardio.org

**ESC Plaza | EP-X321****International Society on Thrombosis and Haemostasis**

610 Jones Ferry Road, Suite 205, Carrboro, NC 27510 - United States of America  
Tel: +1 919 929 3807  
Email: headquarters@isth.org

**Exhibition 2 | E2-F890**

**Exhibitor name** (as of 17 June 2016)**Hall | Stand Number****Irish Cardiac Society**

50 Ringsend Road, 4 Dublin - Ireland  
Tel: +353 163 469 47 - Fax: +353 166 858 96  
Email: bdalton@irishheart.ie - Website: www.irishcardiacsociety.com

**ESC Plaza | EP-Z114****Israel Heart Society**

1 Twin Towers, 33 Jabotinsky Str, 5251107 Ramat-Gan - Israel  
Tel: +972 361 225 77 - Fax: +972 361 225 88  
Email: batiaziv@israel-heart.org.il - Website: www.israel-heart.org.il/english

**ESC Plaza | EP-Z100****Italian Federation of Cardiology**

Via Pietro Nenni 20, 52100 Arezzo - Italy  
Tel: +39 06 862 823 32  
Email: paola.lucioli@federcardio.it - Website: www.federcardio.it

**ESC Plaza | EP-X302****John Wiley**

9600 Garsington Road, Oxford, Oxfordshire OX4 2DQ - United Kingdom  
Tel: +44 186 547 6380  
Email: aweston@wiley.com

**Exhibition 1 | E1-A700****Kaneka Pharma Europe N.V.**

Frankfurter Straße 80-82, 65760 Eschborn - Germany  
Tel: +49 619 696 7970 - Fax: +49 619 696 797 29  
Email: contact@kaneka.de - Website: www.kanekapharma.com

**Exhibition 3 | E3-J890****Kinpo Electronics, Inc**

No. 147, Sec. 3, Beishen Rd., Shenkeng Dist, 222 New Taipei City - Taiwan  
Tel: +886 277 058 001 ext 28773 - Fax: +886 266 249 00  
Email: sherryhsu@calcomp.com.tw - Website: www.xyz-life.com

**Exhibition 4 | E4-M990****Korean Society of Cardiology**

Room 801 Masters Tower, #331 Dongmak-ro, Mapo-Gu, 04156 Seoul - Korea  
Tel: +82 232 755 258 - Fax: +82 232 755 259  
Email: herz1@circulation.or.kr - Website: www.circulation.or.kr/eng

**ESC Plaza | EP-X325****Kosovo Society of Cardiology**

10000 Prishtina - Kosovo, Republic of  
Email: ganibajraktari@yahoo.co.uk

**ESC Plaza | EP-Z202****Kyrgyz Society of Cardiology**

Togolok Moldo str, 3, 720040 Bishkek - Kyrgyzstan  
Tel: +996 312 663 175 - Fax: +996 312 623 050  
Email: emir@infotel.kg

**ESC Plaza | EP-X101****Labtech Ltd.**

Vag u. 4, 4031 Debrecen - Hungary  
Tel: +36 525 001 28 - Fax: +36 525 001 29  
Email: medical@labtech.hu - Website: www.labtech.hu

**Exhibition 4 | E4-O320****Lebanese Society of Cardiology**

Lebanese Order of Physicians, Tabib House, Tahwitet Furn El Shubak, PO Box 11  
640 Beirut - Lebanon  
Tel: +961 139 7315 - Fax: +961 139 7315  
Email: office@lscardio.org - Website: www.lscardio.org

**ESC Plaza | EP-X306****Le-Cor Co., Ltd.**

211/FI. 2, Incubator Building, No. 7 Fengxian Central Rd, Haidian Dist.  
100094 Beijing - China, People's Republic of  
Tel: +86 105 871 7297 - Fax: +86 105 871 7295  
Email: sales@le-cor.com - Website: www.le-cor.com

**Exhibition 4 | E4-N570**

**Exhibitor name** (as of 17 June 2016)**Hall | Stand Number****Libyan Cardiac Society**

Benghazi - Libya  
Tel: +218 928 293 351  
Email: khalidellafi@yahoo.com

**ESC Plaza | EP-X103****Littmann / 3M Health Care**

Carl-Schurz-Strasse 1, 41453 Neuss - Germany  
Tel: +49 213 114 4305 - Fax: +49 213 114 124 305  
Email: aeming@mmm.com - Website: www.littmann.eu

**Exhibition 1 | E1-A500****Luxembourg Society of Cardiology**

Fondation INCCI, 2A Rue Nicolas-Ernest-Barblé, L-1210 Luxembourg - Luxembourg  
Tel: +352 262 551 21 - Fax: +352 262 550 19  
Email: secretariat@slcardio.lu - Website: www.slcardio.lu

**ESC Plaza | EP-Z111****Macedonian FYR Society of cardiology**

Vodnjanska 17, 1000 Skopje - Macedonia, The Former Yugoslav Republic of  
Tel: +389 703 871 53 - Fax: +389 231 341 64  
Email: srbinovskaeli@gmail.com - Website: www.msccardiology.org.mk

**ESC Plaza | EP-Z201****Maltese Cardiac Society**

Cardiac Laboratory, Department of Cardiology, Out Patient's Block, Mater Dei Hospital  
MSD 2090 Msida - Malta  
Tel: +356 994 441 31 - Fax: +356 213 135 48  
Email: mcs@maltamed.eu - Website: www.mccardios.org

**ESC Plaza | EP-Z102****Maltron International Ltd**

20 Sirdar Road, Rayleigh, Essex SS6 7XF - United Kingdom  
Tel: +44 126 877 8251 - Fax: +44 126 874 5176  
Email: info@maltronint.com - Website: www.maltronint.com

**Exhibition 3 | E3-J790****Mazankowski Alberta Heart Institute**

8440 112 Street, Edmonton, AB T6G 2B7 - Canada  
Tel: +1 780 407 4575 - Fax: +1 780 407 7834  
Email: tretiak@ualberta.ca - Website: www.albertaheart.ca

**Exhibition 2 | E2-F700****Medical Econet GmbH**

Im Erlengrund 20, Oberhausen, North Rhein Westfalian 46147 - Germany  
Email: e.davoli@medical-econet.com

**Exhibition 4 | E4-N870****Medical Positioning, Inc.**

1717 Washington St., Kansas City, KS 64108 - United States of America  
Tel: +1 816 595 2372 - Fax: +1 816 474 7755  
Email: sallin@medicalpositioning.com - Website: www.medicalpositioning.com

**Exhibition 4 | E4-O340****Medicom Medical Publishers**

Faas Eliaslaan 5, 3742 AR Baarn - The Netherlands  
Tel: +31 854 012 561 - Fax: +31 854 012 569  
Email: m.slikker@medicom-publishers.com - Website: www.medicom-publishers.com

**Exhibition 2 | E2-F850****Medimatic Srl**

Viale Cembrano 4C, 16148 Genova - Italy  
Tel: +39 010 307 1634 - Fax: +39 010 307 4548  
Email: info@medimatic.com - Website: www.medimatic.com

**Exhibition 4 | E4-M325****Medis Medical Imaging Systems bv**

Schuttersveld 9, 2316 XG Leiden - The Netherlands  
Tel: +31 715 223 244 - Fax: +31 715 215 617  
Email: info@medis.nl - Website: www.medis.nl

**Exhibition 4 | E4-M390**

**Exhibitor name** (as of 17 June 2016)**Hall | Stand Number****Medley Farmacêutica Ltda.**

Rua Macedo Costa, nº55, Jardim Sta. Genebra  
Campinas, São Paulo CEP 13080-180 - Brasil  
Tel: +55 113 759 6337 - Fax: +55 192 117 8560  
Email: juliana.coria@sanofi.com - Website: www.medley.com.br

**Exhibition 3 | E3-J850****Medpace Inc.**

5375 Medpace Way, Cincinnati, OH 45227 - United States of America  
Tel: +1 513 579 9911 - Fax: +1 513 579 0444  
Email: m.kuramoto@medpace.com - Website: www.medpace.com

**Exhibition 2 | E2-F910****Medscape Cardiology**

395 Hudson Street, 3rd Floor, New York, NY 10014 - United States of America  
Tel: +1 514 891 0052 - Fax: +1 514 931 5362  
Email: rrhodeur@x-po.ca - Website: www.medscape.com/cardiology

**Exhibition 2 | E2-G500****Medtronic International Trading SARL**

Route du Molliau 31, Tolochenaz, VD 1311 - Switzerland  
Tel: +41 218 027 000  
Email: christine.dettwiler@medtronic.com - Website: www.medtronic.eu

**Exhibition 2 | E2-G100****MENARINI INTERNATIONAL OPERATIONS LUXEMBOURG SA**

1611 Luxembourg - Luxembourg  
Tel: +39 055 568 01 - Fax: +39 055 568 0484  
Email: rzena@menarini.it

**Exhibition 2 | E2-F100****MESI Medical**

Letaliska cesta 3c, 1000 Ljubljana - Slovenia  
Tel: +386 162 034 87 - Fax: +386 820 531 95  
Email: info@mesimedical.com - Website: www.mesimedical.com

**Exhibition 4 | E4-N890****Mexican Society of Cardiology**

Juan Badiano No. 1, Col. Seccion XVI, 14080 Mexico City - Mexico  
Tel: +52 555 655 7694 - Fax: +52 555 573 2111  
Email: smcardiologia@prodigy.net.mx - Website: www.smcardiologia.org.mx

**ESC Plaza | EP-Y123****Microlife**

Espenstrasse 139, Widnau, St. Gallen 9443 - Switzerland  
Tel: +41 717 277 052 - Fax: +41 717 277 039  
Email: ramona.rutzer@microlife.ch - Website: www.microlife.com

**Exhibition 4 | E4-O900****MIDES GmbH**

8010 Graz - Austria  
Tel: +43 316 426 500 10  
Email: lucijana.manovic@mides.com

**Exhibition 4 | E4-P320****Millar, Inc.**

6001-A Gulf Freeway, Houston, TX 77023 - United States of America  
Tel: +1 832 667 7000 - Fax: +1 713 714 8497  
Email: kbuchner@millar.com - Website: www.millar.com

**Exhibition 2 | E2-F965****Moroccan Society of Cardiology**

Service Cardiologie A, 5ème étage, CHU IBN SINA, 10000 Rabat - Morocco  
Tel: +212 537 671 549  
Email: marocsmc@gmail.com - Website: www.smcmaroc.org

**ESC Plaza | EP-Y301****MORTARA INSTRUMENT, INC.**

7865 North 86th Street, Milwaukee, WI 53224 - United States of America  
Tel: +1 414 354 1600 - Fax: +1 414 354 4760  
Email: fabrizia.fama@mortara.com - Website: www.mortara.com

**Exhibition 4 | E4-O500**

**Exhibitor name** (as of 17 June 2016)**Hall | Stand Number****MSD**

2000 Galloping Hill Road, Kenilworth, NJ 07033 - United States of America  
Tel: +1 908 740 4000  
Email: cynthia\_sucro@merck.com - Website: www.msd.com

**Exhibition 3 | E3-J300/E3-J500****Netherlands Society of Cardiology**

Moreelsepark 1, 3501 DD Utrecht - The Netherlands  
Email: bureau@nvvc.nl - Website: www.nvvc.nl

**ESC Plaza | EP-X201****NI Medical Ltd.**

4951148 Petah Tikva - Israel  
Tel: +972 394 720 00  
Email: igranov@ni-medical.com

**Exhibition 4 | E4-M940****NIHR Clinical Research Network**

NIHR Clinical Research Network Coordinating Centre, Fairbairn House  
71-75 Clarendon Road, LS2 9PH Leeds - United Kingdom  
Tel: +44 1133 430 334  
Email: sine.littlewood@nihr.ac.uk - Website: www.crn.nihr.ac.uk

**Exhibition 2 | E2-F780****Norav Medical**

Otto-von-Guericke-Ring 10, 65205 Wiesbaden - Germany  
Tel: +49 612 270 5240 - Fax: +49 612 270 524 14  
Email: info@norav.com - Website: www.norav.com

**Exhibition 4 | E4-O350****Nordic-Baltic Cardiology Alliance**

Tel: +370 686 853 91  
Email: litcardio@gmail.com

**ESC Plaza | EP-X303****NorthEast Monitoring Inc**

141 Parker Street, Suite 111, Maynard, MA 01754 - United States of America  
Tel: +1 978 461 3992 - Fax: +1 978 461 5991  
Email: swinick@nemon.com - Website: www.NEMon.com

**Exhibition 4 | E4-N800****Novartis Pharma AG**

Forum 1, Novartis Campus, 4056 Basel - Switzerland  
Tel: +41 613 241 111  
Email: karen.ash@novartis.com - Website: www.novartis.com

**Exhibition 3 | E3-J900****Oman Heart Association**

Oman Heart House, Al Ghubra South - Villa 3103 - Way 3727, 130 Muscat - Oman  
Tel: +968 994 355 98 - Fax: +968 245 029 99  
Email: deebcardio@hotmail.com - Website: www.omanheart.org

**ESC Plaza | EP-X326****Osaka University**

2-2, Yamadaoka Suita, 565-0871 Osaka - Japan  
Tel: +81 668 793 631 - Fax: +81 668 793 634  
Email: okayama@cardiology.med.osaka-u.ac.jp - Website: www.heartroid.jp/en

**Exhibition 4 | E4-O990****Oxford University Press**

Great Clarendon Street, OX2 6DP Oxford - United Kingdom  
Email: jnls.mkt@oup.com - Website: www.oup.com

**Exhibition 1 | E1-A900****PACE-CME: Physicians' Academy for Cardiovascular Education**

PO Box 916, 2003 RX Haarlem - Netherlands  
Tel: +31 235 317 357 - Fax: +31 23 5317 271  
Email: onno.kaagman@medconinternational.com - Website: www.pace-cme.org

**Exhibition 1 | E1-D500****PCM Scientific**

City Reach, 5 Greenwich View Place, E149NN London - United Kingdom  
Tel: +44 207 515 6111  
Email: elsbeth@pcmscientific.com - Website: www.corehearteducation.com

**Exhibition 2 | E2-F900**



**Exhibitor name** (as of 17 June 2016)**Hall | Stand Number****PCR**

Europa Organisation, 19 allées Jean Jaurès, 31000 Toulouse - France  
Tel: +33 5 34 45 12 30  
Email: adaout@europa-organisation.com - Website: www.pcronline.com

**ESC Plaza | EP-X320****Petr Telegin Ltd**

37, Gagarin Avenue, 603009 Nizhny Novgorod - Russian Federation  
Tel: +7 831 296 1414 - Fax: +7 831 296 1415  
Email: impex@bplab.com - Website: www.bplab.com

**Exhibition 4 | E4-P340****Philips**

5684 PC, Best - The Netherlands  
Tel: +31 620 601 809  
Email: wendy.visser@philips.com - Website: www.philips.com

**Exhibition 4 | E4-N100****Polish Cardiac Society**

3 A Stawki STR. 1-2, 00-193 Warsaw - Poland  
Tel: +48 228 871 856 - Fax: +48 228 871 858  
Email: beatal@ptkardio.pl - Website: www.ptkardio.pl

**ESC Plaza | EP-Z109****Portola Pharmaceuticals Inc**

270 E. Grand Avenue, South San Francisco, CA 94080 - United States of America  
Tel: +1 650 246 7000  
Email: ngrozdio@nscigroup.com - Website: www.portola.com

**Exhibition 2 | E2-H130****Portuguese Society of Cardiology**

Campo Grande, 28 - 13th floor, 1700-093 Lisbon - Portugal  
Tel: +351 217 970 685 - Fax: +351 217 931 095  
Email: cristina.mateus@spc.pt - Website: www.spc.pt

**ESC Plaza | EP-Y300****Randox Laboratories Ltd**

55 Diamond Road, Crumlin, County Antrim BT29 4QY - United Kingdom  
Tel: +44 289 442 2413 - Fax: +44 289 445 2912  
Email: marketing@randox.com - Website: www.randox.com/reagents

**Exhibition 4 | E4-O700****Recordati Spa**

Via M. Civitali, IT-20148 Milano - Italy  
Tel: +39 024 878 7571 - Fax: +39 024 878 7126  
Email: caneparo.ml@recordati.it

**Exhibition 2 | E2-F500****ResMed SAS**

Parc technologique, 292 allée Jacques Monod, 69791 St Priest - France  
Tel: +33 4 26 10 02 00 - Fax: +33 4 26 10 03 00  
Email: perrine.fily@resmed.fr - Website: www.resmed.com

**Exhibition 4 | E4-O100****Roche Diagnostics International Ltd**

Forrenstrasse 2, 6343 Rotkreuz - Switzerland  
Tel: +41 417 923 554  
Email: nathalie.barbe@roche.com

**Exhibition 1 | E1-D400****Romanian Society of Cardiology**

Avrig 63, Department 2, 21578 Bucharest - Romania  
Tel: +40 212 505 086 - Fax: +40 311 013 221  
Email: office@cardioportal.ro - Website: www.cardioportal.ro

**ESC Plaza | EP-X204****Russian Society of Cardiology**

Akkuratova str., 2, 197341 Saint-Petersburg - Russian Federation  
Tel: +7 812 702 3716 - Fax: +7 812 702 3716  
Email: info@scardio.ru - Website: www.scardio.ru

**ESC Plaza | EP-X209**

**Exhibitor name** (as of 17 June 2016)**Hall | Stand Number****SAGE Publishing**

1 Oliver's Yard, 55 City Road, EC1Y 1SP London - United Kingdom  
Tel: +44 207 324 8608 - Fax: +44 207 324 8600  
Email: market@sagepub.co.uk - Website: www.sagepublishing.com

**Exhibition 1 | E1-A800****San Marino Society of Cardiology**

c/o Studio Legale e Notarile Lonfermini Anna Maria Piazza M. Tini 12  
47891 Dogana - San Marino, Republic of  
Tel.: +378 054 991 0232 - Fax: +378 054 997 0501  
Email: ssc@ssc.sm - Website: www.progettocardiologiasanmarino.org

**ESC Plaza | EP-X100****SANOFI / REGENERON**

Sanofi - Elizabeth.Baxter@sanofi.com - Tel: +1 908 981 5360  
Regeneron - arleen.goldenberg@regeneron.com - Tel: +1 914 847 7000

**Exhibition 3 | E3-L800****Saphetor**

EPFL Innovation Park Building C, 1015 Lausanne - Switzerland  
Tel: +41 216 938 925  
Email: yannick.romero@saphetor.com - Website: www.saphetor.com

**Exhibition 3 | E3-J650****Saudi Heart Association**

Saudi Heart Head Qaurters, Amaz Center, 6th Floor, King Fahad Road, P.O.Box 2925-83  
11461 Riyadh - Saudi Arabia  
Tel: +966 920 000 742 EXT. 102 - Fax: +966 125 207 18  
Email: admin.2@sha.org.sa - Website: www.sha.org.sa

**ESC Plaza | EP-Y124****Schiller AG**

Altgasse 68, CH-6341 Baar - Switzerland  
Tel: +41 417 664 205 - Fax: +41 417 610 880  
Email: lotti.deringer@schiller.ch - Website: www.schiller.ch

**Exhibition 4 | E4-O200****Schwarzer Cardiotek GmbH**

Im Zukunftspark 3, 74076 Heilbronn - Germany  
Tel: +49 713 127 745 14 - Fax: +49 713 127 745 90  
Email: christine.noske@schwarzercardiotek.com - Website: www.schwarzercardiotek.com

**Exhibition 4 | E4-O300****ScottCare Corporation**

4791 West, 150th Street, Cleveland, OH 44135 - United States of America  
Tel: +1 216 362 0550 - Fax: +1 216 267 6129  
Email: momelas@scottcare.com - Website: www.scottcare.com

**Exhibition 2 | E2-H300****SERVIER**

50 Rue Carnot, 92284 Suresnes Cedex - France  
Tel: +33 1 55 72 76 31 - Fax: +33 1 55 72 52 95

**Exhibition 3 | E3-K100/E3-K500****Shenzhen Biocare Bio-Medical Equipment Co., Ltd**

7/F, Block A, Shenzhen Mingyou Industrial Products Exhibition & Procurement Center  
Baoyuan Rd, Xixiang Sub-district, Bao'an District  
Shenzhen, Guangdong 518102 - China, People's Republic of  
Tel: +86 755 366 153 33 ext 8064 - Fax: +86 755 279 606 43  
Email: tammy.li@biocare.com.cn - Website: www.biocare.com.cn

**Exhibition 4 | E4-P200****Shire International GmbH**

Zählerweg 10, 6300 Zug - Switzerland  
Tel: +41 412 884 029  
Email: cloiselle@shire.com - Website: www.shire.com

**Exhibition 3 | E3-J800****Siemens Healthcare GmbH**

Henkestr. 127, D-91052 Erlangen - Germany  
Tel: +49 913 184 4494 - Fax: +49 913 184 4001  
Email: contact.healthcare@siemens.com - Website: www.siemens.com/esc

**Exhibition 4 | E4-N200**

**Exhibitor name** (as of 17 June 2016)**Hall | Stand Number****Singulex**

1701 Harbor Bay Parkway, Suite 200, Alameda, CA 94502 - United States of America  
Tel: +1 510 995 3823  
Email: g.kuroki@singulex.com - Website: www.singulex.com

**Exhibition 3 | E3-J600****Slovak Society of Cardiology**

Bárdošova 2/A, 831 01 Bratislava 37 - Slovak Republic  
Tel: +421 254 791 210 - Fax: +421 254 791 210  
Email: ssc@cardiology.sk - Website: www.cardiology.sk

**ESC Plaza | EP-Z107****Slovenian Society of Cardiology**

Združenje kardiologov Slovenije, Slovenska hiša srca, Štukljeva c. 48  
SI-1000 Ljubljana - Slovenia  
Tel: +386 143 421 00 - Fax: +386 143 421 01  
Email: sasa.radelj@sicardio.org - Website: www.sicardio.org

**ESC Plaza | EP-Z104****SOLUBIO - Koch Evolution**

25 Rue Jules Michelet, 33700 Merignac - France  
Tel: +33 6 63 12 19 54  
Email: solubio@yahoo.fr - Website: www.kochevolution.com

**Exhibition 3 | E3-J610****SOMNOmedics GmbH**

Am Sonnenstuhl 63, Randersacker, Bavaria 97236 - Germany  
Email: jh@somnomedics.de - Website: www.somnomedics.de

**Exhibition 4 | E4-P300****Sophia Genetics**

Rue du Centre 172, CH 1025 Saint Sulpice - Switzerland  
Tel: +41 216 941 074  
Email: lalkurdi@sophiagenetics.com - Website: www.sophiagenetics.com

**Exhibition 4 | E4-P290****South African Heart Association**

PO Box 3123, Matieland, Western Cape 7602 - South Africa  
Tel: +27 218 896 129 - Fax: +27 218 896 129  
Email: erika@saheart.org - Website: www.saheart.org

**ESC Plaza | EP-Y125****Spanish Society of Cardiology**

C/ Ntra. Sra. de Guadalupe, 5-7, ES-28028 Madrid - Spain  
Tel: +34 917 242 370 - Fax: +34 917 242 371  
Email: lmaroto@secardiologia.es - Website: www.secardiologia.es

**ESC Plaza | EP-X301****Springer Healthcare IME**

236 Gray's Inn Road, WC1X 8HB London - United Kingdom  
Tel: +44 203 192 2023 - Fax: +44 203 192 2011  
Email: ime@springer.com - Website: www.IME.springerhealthcare.com

**Exhibition 2 | E2-F970****St. Jude Medical**

The Corporate Village, Da Vincilaan 11 Box F1, 1935 Zaventem - Belgium  
Tel: +32 277 468 12  
Email: aparmentier@sjm.com - Website: www.sjmprofessional.com

**Exhibition 2 | E2-G300****Sudan Heart Society**

The National Cardiac Centre at Elshaab Teaching Hospital, Khartoum - Sudan  
Tel: +249 123 016 622  
Email: easkar12@gmail.com

**ESC Plaza | EP-X324****Swiss Society of Cardiology**

Schwarztorstrasse 18, 3007 Bern - Switzerland  
Tel: +41 763 244 413 - Fax: +41 313 888 098  
Email: marjam.ruediger@swisscardio.ch - Website: www.swisscardio.ch

**ESC Plaza | EP-Z112**

**Exhibitor name** (as of 17 June 2016)**Hall | Stand Number****Taylor & Francis Group**

2-4 Park Square, Milton Park, OX14 4RN Abingdon - United Kingdom  
Tel: +44 207 017 6000  
Email: helen.neal@tandf.co.uk - Website: www.tandfonline.com

**Exhibition 2 | E2-F870****The Great Wall International Congress of Cardiology (GW-ICC)**

GW-ICC office, F16, Block A, Hua Xin Building, No. 33, Anding Road, Chaoyang District  
100044 Beijing - China, People's Republic of  
Tel: +86 105 288 2835  
Email: secretariat@chinaunion.cn - Website: www.gw-icc.org

**ESC Plaza | EP-Y120****The Jama Network**

330 N. Wabash Avenue, Suite 39300, Chicago, IL 60611 - United States of America  
Tel: +1 312 464 868 - Fax: +1 312 464 5000  
Email: sales@jamanetwork.com - Website: www.jamanetwork.com

**Exhibition 2 | E2-F840****The Japanese Circulation Society**

18th Floor, Imperial Hotel Tower, 1-1-1 Uchisaiwai-cho, 100-0011 Chiyoda-ku - Tokyo  
Tel: +81 355 010 561 - Fax: +81 355 019 855  
Email: international@j-circ.or.jp - Website: www.j-circ.or.jp/english

**ESC Plaza | EP-Y322****The New England Journal of Medicine**

860 Winter Street, Waltham, MA 02451 - United States of America  
Tel: +1 781 893 3800  
Email: lchase@mms.org - Website: www.nejmgroup.org

**Exhibition 2 | E2-F740****Thermo Fisher Scientific**

B•R•A•H•M•S GmbH, Neuendorfstrasse 25, 16761 Hennigsdorf - Germany  
Tel: +49 330 288 30 - Fax: +49 330 288 3100  
Email: info.brahms@thermofisher.com - Website: www.thermofisher.com/brahms

**Exhibition 2 | E2-F990****Thrombosis Research Institute**

Emmanuel Kaye Building, Manresa Road, SW3 6LR London - United Kingdom  
Tel: +44 203 198 9895  
Email: events@tri-london.ac.uk - Website: www.tri-london.ac.uk

**Exhibition 2 | E2-F675****TOMTEC IMAGING SYSTEMS GMBH**

Edisonstrasse 6, 85716 Unterschleissheim - Germany  
Tel: +49 893 217 5500 - Fax: +49 893 217 5750  
Email: marketing@tomtec.de - Website: www.tomtec.de

**Exhibition 4 | E4-N500****Toshiba Medical Systems Europe BV**

Zilverstraat 1, 2718 RP Zoetermeer - The Netherlands  
Tel: +31 793 689 270  
Email: jan.debruijn@toshiba-medical.eu - Website: www.toshiba-medical.eu/eu

**Exhibition 4 | E4-M100****Tunisian Society of Cardiology and Cardiovascular Surgery**

Rue Habib Chatti, Résidence les Jasmins, bloc F 3ème étage  
El Omrane, Tunis 2092 - Tunisia  
Tel: +216 983 023 21 - Fax: +216 718 746 64  
Email: r.chettaoui@planet.tn

**ESC Plaza | EP-X206****Turkish Society of Cardiology**

Bahcelievler, Yenibosna, Cobancesme Sanayi Cd, Nish Istanbul Blok A, Flat 8  
34196 Istanbul - Turkey  
Tel: +90 212 221 1730 - Fax: +90 212 221 1754  
Email: aunver@tkd.org.tr - Website: www.tkd.org.tr

**ESC Plaza | EP-Z105****TZ Medical Inc.**

17750 SW Upper Boones Ferry Rd. #150, Portland, OR 97224 - United States of America  
Tel: +1 503 639 0282 - Fax: +1 506 639 0239  
Email: iang@tzmedical.com - Website: www.tzmedical.com

**Exhibition 2 | E2-H320**

**Exhibitor name** (as of 17 June 2016)**Hall | Stand Number****UEMS Cardiology Section**

51467 Bergish Gladbach - Germany  
Tel: +49 221 169 986 22 - Fax: +49 221 169 986 20  
Email: accreditation@ebac-cme.org - Website: www.uems-cardio.eu

**ESC Plaza | EP-X220****Ukrainian Association of Cardiology**

5, Narodnogo opolchenia str, 03680 Kiev - Ukraine  
Tel: +380 442 756 622 - Fax: +380 442 751 633  
Email: s.kozhukhov@i.ua

**ESC Plaza | EP-Z101****United Therapeutics Europe Ltd**

Unither House, Curfew Bell Road, Chertsey, Surrey KT16 9FG - United Kingdom  
Tel: +44 193 257 3840 - Fax: +44 193 257 1110  
Email: adavies@unither.com

**Exhibition 1 | E1-D800****Vales & Hills BioMedical Tech. Ltd**

Buid46-1, BDA international business park, 100176 Beijing - China, People's Republic of  
Tel: +86 105 166 5548 - Fax: +86 106 785 6343  
Email: cathyfeib@vhmedical.com - Website: www.vhecg.com

**Exhibition 4 | E4-N590****VectraCor Inc**

785 Totowa Road suite 100, Totowa, NJ 07512 - United States of America  
Tel: + 1 973 904 0444  
Email: mvanlaar@vectracor.com

**Exhibition 3 | E3-J780****Wisepress Online Bookshop**

25 High Path, SW19 2JL London - United Kingdom  
Tel: +44 208 715 1812 - Fax: +44 208 715 1722  
Email: james.davie@wisepress.com - Website: www.wisepress.com

**Exhibition 2 | E2-E500/E2-E700****Wolters Kluwer Health**

Two Commerce Sq, 2001 Market Street, Philadelphia, PA 19103 - United States of America  
Tel: +1 215 521 8300 - Fax: +1 215 521 8493  
Email: joey-rose.jester@wolterskluwer.com - Website: www.lww.com

**Exhibition 2 | E2-F790****World Heart Federation**

32 Rue de Malatrex, 1201 Geneva - Switzerland  
Tel: +41 228 070 320  
Email: congress@worldheart.org - Website: www.worldheart.org

**ESC Plaza | EP-Y323****ZEUS Scientific Inc**

PO Box 38, Raritan, NJ 08869 - United States of America  
Tel: +1 908 526 3744  
Email: info@accucardia.com - Website: www.zeusscientific.com

**Exhibition 3 | E3-J810****Zoll CMS GmbH**

Emil-Hoffmann-Str. 13, 50996 Cologne - Germany  
Tel: +49 223 687 874 68  
Email: vonbeauvais@zoll.com - Website: www.lifestest.zoll.com

**Exhibition 2 | E2-H100**

Expect



SCIENTIFIC <sup>20</sup>/<sub>16</sub>  
SESSIONS

# big In 2016

Things

more than **1,500** invited lecturers

**4,000**

abstracts



attendees from more than **100** countries

**5** days of unparalleled learning

more than **5,000** presentations



more than **200** exhibitors

**26** different basic, clinical, and population programming tracks

## KEY DATES

TUESDAY, **SEPT. 6**

Deadline for EARLY Registration Rate

TUESDAY, **OCT. 11**

Deadline for ADVANCE Registration Rate

SATURDAY, **NOV. 12-16**

Scientific Sessions 2016

\* Membership has its advantages. Become an AHA/ASA member by Monday, Sept. 5, to receive EARLY MEMBER registration rates.

Register today at:



[scientificsessions.org](http://scientificsessions.org)  
**#AHA16**

ESC CONGRESS  
ROME 2016

**LIST OF  
COUNTRY CODES**

## ALPHABETICAL LIST REFERRING TO THE LIST ESTABLISHED BY THE UNITED NATIONS ORGANIZATION

AF	Afghanistan	FJ	Fiji
AL	Albania	FI	Finland
DZ	Algeria	FYR	Former Yugoslav Republic
AS	American Samoa	FR	France
AD	Andorra	GF	French Guiana
AO	Angola	PF	French Polynesia
AI	Anguilla	GA	Gabon
AQ	Antarctica	GM	Gambia
AG	Antigua and Barbuda	GE	Georgia, Republic of
AR	Argentina	DE	Germany
AM	Armenia	GH	Ghana
AW	Aruba	GI	Gibraltar
AU	Australia	GR	Greece
AT	Austria	GL	Greenland
AZ	Azerbaijan	GD	Grenada
BS	Bahamas	GP	Guadeloupe
BH	Bahrain	GU	Guam
BD	Bangladesh	GT	Guatemala
BB	Barbados	GN	Guinea
BY	Belarus	GW	Guinea-Bissau
BE	Belgium	GY	Guyana
BZ	Belize	HT	Haiti
BJ	Benin	HM	Heard and McDonald Islands
BM	Bermuda	HN	Honduras
BT	Bhutan	HK	Hong Kong SAR, People's Republic of China
BO	Bolivia	HU	Hungary
BA	Bosnia and Herzegovina	IS	Iceland
BW	Botswana	IN	India
BV	Bouvet Island	ID	Indonesia
BR	Brazil	IR	Iran (Islamic Republic of)
IO	British Indian Ocean Territory	IQ	Iraq
BN	Brunei Darussalam	IE	Ireland
BG	Bulgaria	IL	Israel
BF	Burkina Faso	IT	Italy
BI	Burundi	JM	Jamaica
KH	Cambodia	JP	Japan
CM	Cameroon	JO	Jordan
CA	Canada	KZ	Kazakhstan
CV	Cape Verde	KE	Kenya
KY	Cayman Islands	KI	Kiribati
CF	Central African Republic	KP	Korea, Democratic People's Republic Of
TD	Chad	KR	Korea, Republic of
CL	Chile	XK	Kosovo, Republic of
CN	China, People's Republic of	KW	Kuwait
CX	Christmas Island	KG	Kyrgyzstan
CC	Cocos (Keeling) Islands	LA	Lao People's Democratic Republic
CO	Colombia	LV	Latvia
KM	Comoros	LB	Lebanon
CG	Congo	LS	Lesotho
CK	Cook Islands	LR	Liberia
CR	Costa Rica	LY	Libya
CI	Côte d'Ivoire	LI	Liechtenstein
HR	Croatia	LT	Lithuania
CU	Cuba	LU	Luxembourg
CY	Cyprus	MO	Macau SAR, People's Republic of China
CZ	Czech Republic	MK	Macedonia, The Former Yugoslav Republic of
ZR	Democratic Republic of Congo	MG	Madagascar
DK	Denmark	MW	Malawi
DJ	Djibouti	MY	Malaysia
DM	Dominica (Commonwealth of Dominica)	MV	Maldives
DO	Dominican Republic	ML	Mali
TP	East Timor	MT	Malta
EC	Ecuador	MH	Marshall Islands
EG	Egypt	MQ	Martinique
SV	El Salvador	MR	Mauritania
GQ	Equatorial Guinea	MU	Mauritius
ER	Eritrea	YT	Mayotte
EE	Estonia	MX	Mexico
ET	Ethiopia	FM	Micronesia (Federated States of)
FK	Falkland Islands (Malvinas)	MD	Moldova, Republic of
FO	Faeroe Islands	MC	Monaco



## ALPHABETICAL LIST REFERRING TO THE LIST ESTABLISHED BY THE UNITED NATIONS ORGANIZATION

MN	Mongolia	SK	Slovak Republic
ME	Montenegro	SI	Slovenia
MS	Montserrat	SB	Solomon Islands
MA	Morocco	SO	Somalia
MZ	Mozambique	ZA	South Africa
MM	Myanmar	GS	South Georgia and the South Sandwich Islands
NA	Namibia	ES	Spain
NR	Nauru	LK	Sri Lanka
NP	Nepal	SH	St. Helena
NL	Netherlands	PM	St. Pierre and Miquelon
AN	Netherlands Antilles	SD	Sudan
NC	New Caledonia	SR	Suriname
NZ	New Zealand	SJ	Svalbard and Jan Mayen Islands
NI	Nicaragua	SZ	Swaziland
NE	Niger	SE	Sweden
NG	Nigeria	CH	Switzerland
NU	Niue	SY	Syrian Arab Republic
NF	Norfolk Island	TW	Taiwan, ROC
MP	Northern Mariana Islands	TJ	Tajikistan
NO	Norway	TZ	Tanzania, United Republic of
OM	Oman	TH	Thailand
PK	Pakistan	TG	Togo
PW	Palau	TK	Tokelau
PS	Palestine Territories	TO	Tonga
PA	Panama	TT	Trinidad & Tobago
PG	Papua New Guinea	TN	Tunisia
PY	Paraguay	TR	Turkey
PE	Peru	TM	Turkmenistan
PH	Philippines	TC	Turks & Caicos Islands
PN	Pitcairn	TV	Tuvalu
PL	Poland	UG	Uganda
PT	Portugal	UA	Ukraine
PR	Puerto Rico	AE	United Arab Emirates
QA	Qatar	UK	United Kingdom
RE	Reunion	UM	United States Minor Outlying Islands
RO	Romania	US	United States of America
RU	Russian Federation	UY	Uruguay
RW	Rwanda	UZ	Uzbekistan
KN	Saint Kitts & Nevis	VU	Vanuatu
LC	Saint Lucia	VA	Vatican City State (Holy See)
VC	Saint Vincent & the Grenadines	VE	Venezuela
SM	San Marino, Republic of	VN	Viet Nam
ST	Sao Tome and Principe	VG	Virgin Islands (British)
SA	Saudi Arabia	VI	Virgin Islands (U.S.)
SN	Senegal	WF	Wallis and Futuna Islands
RS	Serbia	EH	Western Samoa
SC	Seychelles	YE	Yemen
SL	Sierra Leone	ZM	Zambia
SG	Singapore	ZW	Zimbabwe



AMERICAN  
COLLEGE *of*  
CARDIOLOGY

# Discover Your Professional Home at Stand #EP-Y130

Visit us & learn how we can support you and:

- **SAVE 25% on registration to ACC.17** in Washington, DC
- Experience **all six JACC Journals** & learn how you can **access them for FREE**
- Access the **latest guidelines and mobile apps**
- **SAVE 15% on the new ACCSAP®9** and ACC educational programs
- **SAVE UP TO 20% on ACC membership**
- Discover ACC's **unique educational experiences in your region**

[ACC.org/International](http://ACC.org/International)



ACC is Your Professional Home.

## NOTES



ASIAN PACIFIC SOCIETY OF CARDIOLOGY

13 - 15 July • *Singapore 2017*

**Advances in Cardiology – The Next Lap**

[www.apsc2017.com](http://www.apsc2017.com)



**Save** the  
**Date**

Hosted by



Under the auspices of



Supported by



Managed by

**The Meeting Lab**  
Across Continents. Beyond Conventions.

**NOTES**





Italian Society of Cardiology



# 77<sup>th</sup> NATIONAL CONGRESS

ROME, december 16 - 19, 2016

Rome Cavalieri

## SIC Board

### President

Francesco ROMEO

### Past President

Matteo DI BIASE

### President Elect

Giuseppe MERCURO

### Vice President

Livio DEI CAS

### General Secretary

Mauro BORZI

### Treasurer

Pasquale PERRONE FILARDI

### Councillors

Francesco BARILLÀ

Paolo CAMICI

Vincenzo MONTEMURRO

Luigi PADELETTI

Carmine Dario VIZZA

# YOU ARE HERE



**RIMINI(ITALY)**  
**11 - 13 MAY** 2017  
PALACONGRESSI

**48<sup>th</sup> Annual Meeting**



**Italian Association of  
Hospital Cardiologists**

[www.anmco.it](http://www.anmco.it)

**PATHWAYS OF CHANGE**



EUROPEAN SOCIETY OF CARDIOLOGY®

## ESC Global Scientific Activities

### 2016

#### China

7-11 September

13-16 October

#### South Africa

8-11 September

#### Brazil

23-25 September

#### Argentina

13-15 October

#### Myanmar

14-16 October

#### India

8-11 December

### 2017

#### Saudi Arabia

10-13 March

#### Singapore

13-15 July

# Spread the word!

# ESC is coming to you...

[www.escardio.org/GSA](http://www.escardio.org/GSA)

# ESC

## Global Scientific Activities in collaboration with international partners

You came to ESC Congress...

## Now the highlights of ESC Congress are coming to you!



Join us!

### Not able to attend all the hot topic sessions at ESC Congress?


- Meet leading European and local experts
- Tailor made scientific programme for your country
- New ESC Clinical Practice Guidelines

The ESC Global Scientific Activities is supported by Bayer, Boehringer Ingelheim and SERVIER, in the form of an unrestricted educational grant.





ACUTE CARDIAC CARE



Lisbon, Portugal  
15-17 October 2016  
[www.escardio.org/acute](http://www.escardio.org/acute)

CARDIAC IMAGING



Leipzig - Germany  
1-10 December 2016  
[www.escardio.org/EACVI](http://www.escardio.org/EACVI)

PREVENTION



Málaga, Spain  
6-8 April 2017  
[www.escardio.org/europrevent](http://www.escardio.org/europrevent)

HEART FAILURE



Paris, France  
29 April - 2 May 2017  
[www.escardio.org/HFA](http://www.escardio.org/HFA)

NUCLEAR CARDIOLOGY AND CARDIAC CT



Vienna, Austria  
7-9 May 2017  
[www.icnc2017.org](http://www.icnc2017.org)

# EUROPEAN SOCIETY OF CARDIOLOGY FUTURE CONGRESSES



Barcelona, Spain  
26-30 August 2017  
[www.escardio.org/ESC2017](http://www.escardio.org/ESC2017)

INTERVENTION



Paris, France  
16-19 May 2017  
[www.escardio.org/EAPCI](http://www.escardio.org/EAPCI)

NURSING



Jönköping, Sweden  
19-20 May 2017  
[www.escardio.org/EuroHeartCare](http://www.escardio.org/EuroHeartCare)

CARDIAC IMAGING



Prague, Czech Republic  
25-27 May 2017  
[www.escardio.org/EACVI](http://www.escardio.org/EACVI)

HEART RHYTHM



Vienna, Austria  
18-21 June 2017  
[www.escardio.org/EUROPACE](http://www.escardio.org/EUROPACE)

# ESC CONGRESS

BARCELONA 2017

26 – 30 August



**Spotlight:**  
40 years  
of PCI

Where the world of  
cardiology comes together

**Abstract submission: Mid December 2016 – 14 February 2017**

Ask us for more information about it  
on the ESC Stand in ESC Plaza

[www.escardio.org/ESC2017](http://www.escardio.org/ESC2017)



EUROPEAN  
SOCIETY OF  
CARDIOLOGY®

# Join us to discuss the only NOAC with a reversal agent

SAT

## 15:30 Oral anticoagulation + specific reversal = more control

*Minsk – Village 4; G Boriani, J Eikelboom, C Pollack, and T Villines*

SUN

## 10:15 Immediate reversal of dabigatran with idarucizumab: our clinical experience

*Raphael – The Hub; R Deo, C Pollack, and P Verhamme*

## 12:45 The future is now: impact of oral anticoagulation reversal on your practice

*Berlin – Village 4; H Calkins, C Cannon, S Hohnloser, G Lip, and J Weitz*

## 15:45 Reversal agents for NOACs: what's available and how do they work?

*Da Vinci – The Hub; J Eikelboom, J Halperin, and J Weitz*

## 15:45 A specific reversal agent for dabigatran is available: should you have it in your electrophysiology lab?

*Bernini – The Hub; H Calkins and R Deo*

MON

## 10:15 Cardiac emergencies: how can a reversal agent for a NOAC impact practice?

*Da Vinci – The Hub; D Erlinge, J Halperin, and R Whitlock*

## 12:45 NOACs are not all the same: new factors to consider in 2016

*Paris – Village 7; H Büller, L De Luca, J Halperin, G Nickenig, and T Villines*

## 15:45 Antithrombotic strategies post-STEMI in AF patients

*Bernini – The Hub; C Cannon and G Nickenig*

## 15:45 Are all NOACs the same? Insights from clinical practice

*Michelangelo – The Hub; L De Luca, G Lip, and B Vrijens*





**Entresto**<sup>®</sup>  
sacubitril/valsartan

# WHO IS ENTRESTO<sup>®</sup> FOR?

FIND OUT MORE AT **BOOTH E3-J900**

**Please see Summary of Product Characteristics at Booth E3-J900.**

▼ This medicinal product is subject to additional monitoring. Healthcare professionals are asked to report any suspected adverse reactions.